

This Space
FOR
SALE
Call:
Carleen Lazzell
505/898-1391



Insurance for the Design Professional
New Mexico's
Professional Engineers
and Architects

**Alexander
& Alexander**

**BONDING &
INSURANCE**

Since 1925

Call Bob Dean, Professional Liability Specialist

**TELEPHONE (505) 883-8282
N.M. WATS 1-800-432-5882**

Suite 200
6000 Uptown Blvd. NE

P.O. Box A
Albuquerque, N.M. 87103

new mexico architecture

nma

Published bi-monthly by New Mexico Society of Architects, American Institute of Architects, a non-profit organization. Editorial Correspondence should be addressed to John P. Conron, Box 935, Santa Fe, N.M. 87504. (505) 983-6948.

Editorial Policy: Opinions expressed in all signed articles are those of the author and do not necessarily represent the official position of the publishing organization.

Additional copies of NMA available from John P. Conron, FAIA/FASID, P.O. Box 935, Santa Fe, N.M. 87504.

Change of address: Notifications should be sent to New Mexico Architecture, Box 935, Santa Fe, N.M. 87504 (505) 983-6948 at least 45 days prior to effective date. Please send both old and new addresses.

Subscriptions: Write Circulation, New Mexico Architecture, Box 935, Santa Fe, N.M. 87504. Single Copy \$3.00. Yearly subscription \$15.00.

Advertising: Send requests for rates and information to Carleen Lazzell, Associate Editor/Advertising Director, 8515 Rio Grande Boulevard, N.W., Albuquerque, N.M. 87114, (505) 898-1391.

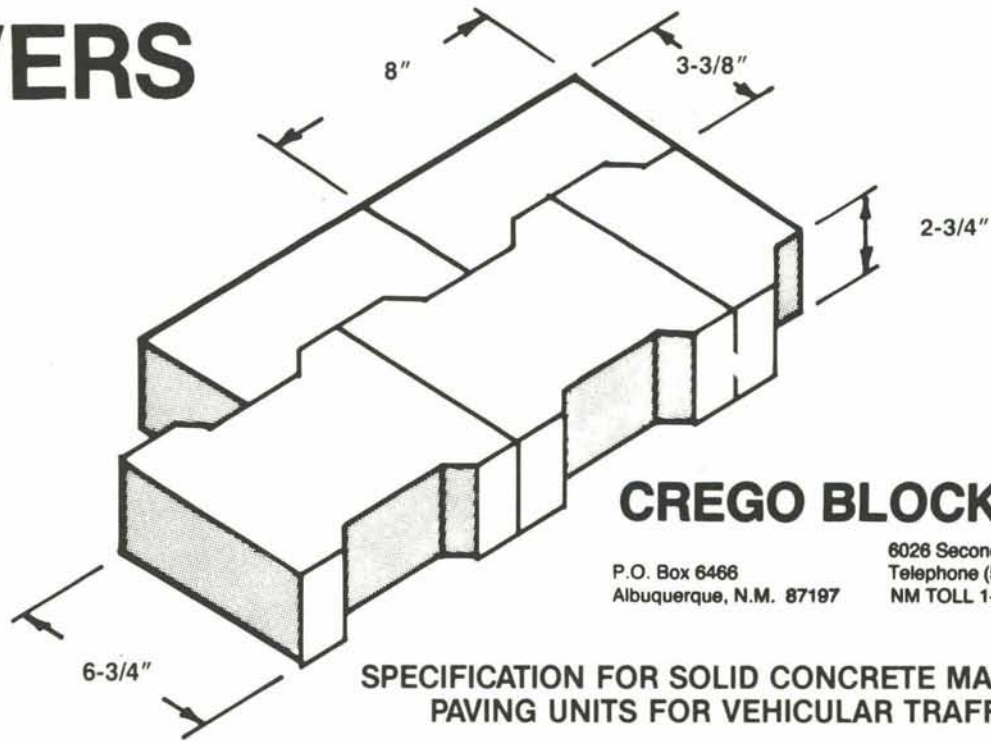
INDEX OF FIRMS who make possible the publication of NMA and the page upon which their message can be found:

Alexander & Alexander	38
Bradley General Contractors	16
Bob Brazell Photography	34
Capco-Summit	8
City of Albuquerque	11
ConDeck Corp.	32
Counter Point Tile	12
Crego Block Co.	39
Crego Block Co.	40
Curtainwall Window Limited	12
Elco Distributing	36
El Rey Stucco	7
Ferreri Concrete Structures, Inc.	36
Franklin's Earthmoving, Inc.	34
Hausman Steel Corp.	34
Herbert M. Denish & Associates, Inc.	18
The Hilltop	7
Holman's	18
Kitts Enterprises, Inc.	7
Kohler	4
Kohler/Active Supply Co. & PHC Supply Co.	5
Lights of Albuquerque	6
Nail Fast, Inc.	34
New Mexico Tech	16
New Mexico Tile	36
Paxton, Frank, Lumber Co.	8
Pella Rio Grande, Inc.	12
Plains Electric	6
Plant Designs	34
Rader Awning, Inc.	16
Rocky Mountain Stone Co., Inc.	7
Roman Fountains	2
Santa Fe Lights	36
School Equipment, Inc.	6
Seventy (70) West Workshop	36
Tiles de Santa Fe	34
University of New Mexico Public Affairs	32
UNM School of Architecture	32
Williams Glass Company, Inc.	32

Printed by Hall-Poorbaugh Press, Inc., Roswell, New Mexico

I PAVERS

SIZE: $6\frac{3}{4} \times 8 \times 2\frac{3}{4}$
WEIGHT: 10 lbs.
COVERAGE: 3/SF



CREGO BLOCK CO.

P.O. Box 6466
Albuquerque, N.M. 87197

6026 Second Street, N.W.
Telephone (505) 345-4451
NM TOLL 1-800-634-1413

SPECIFICATION FOR SOLID CONCRETE MASONRY PAVING UNITS FOR VEHICULAR TRAFFIC

1. **COMPRESSIVE STRENGTH:** At the time of delivery to the work site the average strength shall be not less than 6,000 psi.
2. **ABSORPTION:** The average absorption shall not be greater than 8%.
3. **DURABILITY:** Freeze-Thaw, when tested in accordance with Section 8 of ASTM C 67-73, Specimens shall have no breakage and not greater than 1% loss in dry weight when subject to 50 cycles of freezing & thawing.
4. **VARIATIONS IN DIMENSIONS:** Length and width of units shall not differ by more than 1/16" from approved samples. Heights of units shall not differ by more than 1/8" from the specified standard dimension.

FOUNDATION AND INSTALLATION

A satisfactory foundation is an essential prerequisite for the durability of the surface. Unfortunately, there are no specific guidelines because different ground and drainage conditions have to be considered in each instance.

1. Unsuitable sub-grade material should be removed and the area compacted.
2. The excavated area should then be backfilled, See Table 1.
3. Place two inches of sand over the sub-grade. Screed until uniformly conforming to grade. Sand should be sharp concrete sand.
4. Place the pavers in the pattern desired as close together as possible such that the spaces of the joints not exceed 1/8".
5. Tamp down and level the pavers with hand tamper or mechanical vibrator until pavers are uniformly level.
6. Fill all voids in the paver joints by sweeping in dry sharp sand.

If necessary, cutting of pavers should be done with a block splitter or a concrete saw to obtain true, even, and undamaged edges.

TABLE 1. Recommended Sub Base Thickness

Application	Thickness of Sub-Base, Inches	
	Well-Drained Dry Areas	Low Wet Areas
LIGHT DUTY: Residential: Driveways Patios Pool Decks Walkways Parking Bicycle Path	0 to 3 inches	4 to 8 inches
MEDIUM DUTY: Sidewalks Shopping Malls Residential Streets Public Parking Bus Stops Service Roads Parking Lots	4 to 6 inches	10 inches
HEAVY DUTY: City Streets Intersections Gas Stations Loading Docks Loading Ramps Industrial Floors Stables	8 inches	12 inches



New Mexico Architecture
8515 Rio Grande Blvd., N.W.
Albuquerque, NM 87114

Bulk Rate
U.S. Postage
PAID
Roswell, N.M.
Permit No. 47

Address Correction Requested

CREGO BLOCK CO.

6026 SECOND STREET, N.W.
P.O. BOX 6466
ALBUQUERQUE, N.M. 87197

(505) 345-4451
NM TOLL 1-800-634-1413
FAX NO. (505) 345-4459

2636 052 03
ZIMMERMAN LIBRARY
UNM
ALBUQUERQUE NM 87131

The System To Unlock Your
Creativity!

KEYSTONE RETAINING WALL SYSTEMS

7600 France Ave. South Minneapolis, MN 55435

CREATIVITY Variations in color, face pattern and angle, along with two module sizes, make the Keystone™ System a designer's dream.

DURABILITY The Keystone™ System features high-strength concrete modules and interlocking fiberglass pins. The non-corrosive, non-deteriorating materials provide a lifetime of performance.

QUALITY APPEARANCE The heavy textures and the deep shadows of the Keystone™ System create a pleasing appearance that blends and harmonizes with the buildings and landscaping.

EASE OF INSTALLATION The Keystone™ System can be installed in half the time as other walls with semi-skilled personnel. No footings are required.



COST EFFECTIVE Mass production allows Keystone™ to pass its savings on to you. This combined with Durability and Ease of installation, is what makes the Keystone™ System Cost Effective.



6 INCH KEYSTONE UNIT
1'6" x 8" x 2'0"



4 INCH KEYSTONE UNIT
1'0" x 6" x 1'0"



New Mexico architecture
LIBRARIES - UNIVERSITY C
NEW MEXICO
Received on: 10-11-89

