

University of New Mexico

UNM Digital Repository

Anthropology ETDs

Electronic Theses and Dissertations

7-1-2013

The Bioarchaeology of Changes in Social Stratification, Warfare, and Habitual Activities among Iron Age Samnites of Central Italy

Vitale Sparacello

Follow this and additional works at: https://digitalrepository.unm.edu/anth_etds



Part of the [Anthropology Commons](#)

Recommended Citation

Sparacello, Vitale. "The Bioarchaeology of Changes in Social Stratification, Warfare, and Habitual Activities among Iron Age Samnites of Central Italy." (2013). https://digitalrepository.unm.edu/anth_etds/65

This Dissertation is brought to you for free and open access by the Electronic Theses and Dissertations at UNM Digital Repository. It has been accepted for inclusion in Anthropology ETDs by an authorized administrator of UNM Digital Repository. For more information, please contact disc@unm.edu.

Vitale Sparacello

Candidate

Anthropology

Department

This dissertation is approved, and it is acceptable in quality and form for publication:

Approved by the Dissertation Committee:

Osbjorn M Pearson

, Chairperson

Lawrence G Straus

James L Boone

Brigitte M Holt

THE BIOARCHAEOLOGY OF CHANGES IN SOCIAL
STRATIFICATION, WARFARE, AND HABITUAL
ACTIVITIES AMONG IRON AGE SAMNITES OF
CENTRAL ITALY

by

Vitale Sparacello

M.Sc., Natural Sciences, Università degli Studi di Genova,
2005

M.A., Anthropology, University of New Mexico,
2010

DISSERTATION

Submitted in Partial Fulfillment of the
Requirements for the Degree of

Doctor of Philosophy
Anthropology

The University of New Mexico
Albuquerque, New Mexico

July, 2013

DEDICATION

Dedico questo lavoro a mia madre Adriana, a mio padre Giuseppe, e a mia sorella Janka.

ACKNOWLEDGEMENTS

I would like to thank the Regional Board for Archaeology (Soprintendenza) of Abruzzo for the permission to study the skeletal material, in particular the Soprintendente Dr. Andrea Pessina and the Ispettore di Zona Dr. Vincenzo Torrieri. I am grateful to Dr. Vincenzo D'Ercole, Dr. Alfredo Coppa, and Dr. Domenico Mancinelli for their help and advice during the ideation of the research and data collection. Thanks to Dr. Alberta Martellone and Dr. Sara Napolitano for helping me in retrieving part of the documentation, to Dr. Joachim Weidig for his help in the interpretation of the archaeological material, and to Dr. Colin Shaw for sharing his data from humeral pqCT scans. Thanks to the Major of Prata D'Ansidonia (L'Aquila) Ing. Paolo Eusani for logistic help during data collection. Thanks to Dr. Sergio Tassoni and Dr. Fabrizio Tennina for hosting me in their house during part of the data collection.

A special thank goes to the Director Dr. Geltrude Di Matteo, and to all the staff of the museum Musè – Paludi di Celano. In particular, I am grateful to Dr. Stefania Montanaro for her continuous help, support, and care.

My deepest gratitude goes to all the people that supported and mentored me during my anthropological career. Beginning from my Dissertation Committee: Dr. Osbjorn M Pearson, Dr. Lawrence G Straus, Dr. James L Boone, and Dr. Brigitte M Holt. You have been wonderful mentors and a shining example for my research. I would not have arrived to this degree without the help, support and mentorship of Dr. Vincenzo Formicola, Dr. Damiano Marchi, Giuseppe 'Cisque' Vicino, Maria 'Tata' Tagliafico, Dr. Fabio Negrino, Dr. Julien Riel-Salvatore, and my Laurea Chair Dr. Antonio Guerri.

THE BIOARCHAEOLOGY OF CHANGES IN SOCIAL STRATIFICATION,
WARFARE, AND HABITUAL ACTIVITIES AMONG IRON AGE SAMNITES OF
CENTRAL ITALY

By

Vitale Sparacello

M.Sc., Natural Sciences, Università degli Studi di Genova, 2005

M.A., Anthropology, University of New Mexico, 2010

Ph.D., Anthropology, University of New Mexico, 2013

ABSTRACT

This study uses a bioarchaeological approach to investigate the behavioral and social correlates of changes in skeletal properties during the Iron Age of central Italy. This was a period of demographic growth, increase in sociopolitical complexity, and social stratification. Early states were developing from simpler forms of social aggregation, and expansionistic, large-scale warfare was beginning. I analyzed the mechanical properties of Iron Age human skeletons (844 individuals) from 11 necropoleis belonging to the Oscan ethno-linguistic group (Samnites). The analysis of grave goods allowed for a division of individuals by status categories.

Iron Age samples show an increase in stature compared to Neolithic times. This suggests an amelioration of the health and nutritional environments, but not all the social strata benefitted from the situation to the same degree. In the Orientalizing-Archaic (800-500 BC), males of higher status are taller, while in the Hellenistic period (400-27 BC)

males show higher stature versus Neolithic times than females. Activity levels did not change significantly with the intensification of agriculture from the Neolithic to the Orientalizing-Archaic, possibly due to technological improvements. Mobility shows a continuing trend of decrease from the Neolithic throughout the Iron Age. Changes in male activity levels are present within the Iron Age, with an increase in male upper limb mechanical strength that may be related to agricultural intensification. Contrary to the expectations, the high-status males of the Orientalizing-Archaic period experienced a more mechanically stressful environment than low-status males, and were more terrestrially mobile. This may be related to the training of the elites for a military career.

The analysis of humeral bilateral asymmetry, used as a proxy for weapon use, allowed for a reconstruction of the military organization. In the Orientalizing-Archaic, results are compatible with an elite army composed by aristocratic warriors, as expected in a chiefdom/paramount chiefdom level of sociopolitical organization. In the Hellenistic period, results are compatible with a conscript army, which is expected given the state society that Samnites developed by that time. The results for the Classic period (500-400 BC), which may have been important to untangle causal relationships between warfare and state formation, are not conclusive and deserve further investigation.

TABLE OF CONTENTS

CHAPTER 1 – Introduction.....	1
1.1 Expectations on diachronic and cross-subsistence comparisons....,	3
1.2 Expectations within the Iron Age.....,	6
1.3 Significance of the research.....	10
CHAPTER 2 – Archaeological and historical background.....	13
2.1 The end of the Bronze Age (1300-800 BC) and the Iron Age (800-1 BC).....	13
2.2 The Italian Peninsula.....	15
2.3 The Osco-Umbrian people, the Samnites, and Vestini people.....	18
2.4 The history of the Samnites before history: Orientalizing, Archaic, and Classic periods.....	21
2.5 Samnites enter history: the clash with Rome in the Hellenistic period.....	25
2.5.1 Samnite sociopolitical organization as described by Roman historians.....	29
2.5.2 Samnite economy.....	30
2.6 Samnite funerary treatment and necropoleis.....	31
2.8.1 Early Iron Age.....	31
2.8.2 The Orientalizing – Archaic period.....	39
2.8.3 The Classic Period.....	45
2.8.4 The Hellenistic Period.....	45
CHAPTER 3 - Theoretical Background.....	53
3.1 Diachronic and cross-subsistence comparisons.....	54
3.1.1 Stature.....	57
3.1.2 Activity levels.....	59

3.1.3 Mobility.....	61
3.1.4 Humeral asymmetry.....	63
3.1.5 Sexual dimorphism.....	64
3.1.6 Variability of activities.....	67
3.2 Expectations within the Iron Age.....	68
3.2.1 Stature and activity levels.....	70
3.2.2 Mobility.....	73
3.2.3 Humeral asymmetry.....	75
3.2.4 Variability of activities.....	76
3.2.5 Sexual dimorphism.....	76
3.2.6 Military organization.....	78
3.2.7 The role of warfare in the development of sociopolitical complexity.....	81
3.3 Incidence of cranial trauma.....	84
CHAPTER 4 – Hypotheses and predictions.....	86
4.1 Diachronic and cross-subsistence comparisons	
4.1.1 Stature.....	86
4.1.2 Activity levels.....	87
4.1.3 Mobility.....	88
4.1.4 Humeral asymmetry.....	88
4.1.5 Sexual dimorphism.....	89
4.1.6 Variability of activities.....	90
4.2 Expectations within the Iron Age.....	91
4.2.1 Stature and activity levels.....	91

4.2.2 Mobility.....	92
4.2.3 Humeral asymmetry.....	93
4.2.4 Variability of activities.....	94
4.2.5 Sexual dimorphism.....	95
4.2.6 Military organization.....	96
4.2.7 The role of warfare in the development of sociopolitical complexity.....	97
4.3 Incidence of cranial trauma.....	99
CHAPTER 5 – Methods.....	100
5.1 The CSG framework.....	100
5.1.1 CSG variables used in this research.....	101
5.1.2 Non-CSG skeletal measurements.....	105
5.2 Data collection and processing.....	106
5.3 Cranial trauma evaluation.....	109
5.4 Selection of individuals, age and sex determination.....	110
5.5 Funerary treatment and Status Analysis.....	113
5.5.1 Burial type categories.....	121
5.5.2 Grave goods categories for the Orientalizing-Archaic and Classic periods..	123
5.5.3 Grave goods categories for the Hellenistic period.....	129
CHAPTER 6 – Materials.....	133
6.1 Geographic localization of the skeletal series.....	133
6.2 Brief description of the necropoleis.....	138
6.3 Non-Iron Age comparative samples.....	141
CHAPTER 7 – Results.....	144

7.1 Preliminary analyses.....	144
7.1.1 Normality test.....	145
7.1.2 Correlation of the variables with age.....	147
7.1.3 Categorization of Status variables.....	147
7.2 Diachronic and cross-subsistence comparisons.....	158
7.2.1 Stature.....	158
7.2.2 Activity levels.....	165
7.2.3 Mobility levels.....	171
7.2.4 Humeral asymmetry.....	176
7.2.5 Sexual dimorphism.....	179
7.2.6 Variability of activities.....	181
7.3 Results within the Iron Age samples.....	184
7.3.1 Stature and Activity levels.....	184
7.3.2 Mobility levels.....	193
7.3.3 Humeral asymmetry.....	198
7.3.4 Variability of activities.....	199
7.3.5 Sexual dimorphism.....	203
7.3.6 Military organization.....	207
7.3.7 The role of warfare in the development of sociopolitical complexity.....	215
7.4 Cranial injuries.....	223
CHAPTER 8 – Discussion.....	231
8.1 Stature.....	233
8.2 Activity levels.....	240

8.3 Mobility levels.....	244
8.4 Humeral asymmetry.....	246
8.5 Variability of activities.....	249
8.6 Military organization.....	251
8.7 The role of warfare in the development of sociopolitical complexity.....	257
8.8 Cranial trauma.....	262
8.9 Conclusions.....	269
8.9.1 Stature.....	269
8.9.2 Activity levels.....	270
8.9.3 Mobility levels.....	271
8.9.3 Humeral asymmetry.....	272
8.9.4 Variability of activities.....	272
8.9.5 Military organization.....	272
8.9.7 The role of warfare in the development of sociopolitical complexity.....	273
8.9.8 Cranial trauma.....	273
8.10 Significance of the study and future research directions.....	275
LITERATURE CITED.....	278
Appendix 1 – ANOVA by age classes for all CSG variables, stature, body mass, Status Index, and Rarity Index.....	310
Appendix 2 – Post-hoc multiple comparisons of stature between the Neolithic sample and the Orientalizing-Archaic subsamples based on status categories.....	318
Appendix 3 – Comparison of robusticity CSG variables of the humerus and femur among male Neolithic and Hellenistic individuals divided by status categories.....	320

Appendix 4 – Post-hoc multiple comparisons of stature among status categories in Iron Age samples.....	323
Appendix 5 – Comparison of CSG robusticity variables of the humerus and femur in among status categories in Iron Age samples.....	325
Appendix 6 – Comparison of CSG variables correlated with mobility of the femur and tibia in Iron Age samples divided by status categories.....	333
Appendix 7 – Comparison of CSG variables, stature, and body mass between sexes in Iron Age samples.....	342
Appendix 8 – Comparison of sexual dimorphism for all CSG variables, stature, and body mass among status categories of the Orientalizing-Archaic period.....	347
Appendix 9 – Comparison of sexual dimorphism for all CSG variables, stature, and body mass among status categories of the Hellenistic period.....	350
Appendix 10 – Results of Chapter 7.3.7 by excluding the Classic individuals of the Aterno River Valley whose chronological determination was based only on the complete absence of grave goods.....	353
Appendix 11 – Period, sex, and age estimation of the burials analyzed in this study...	336
Appendix 12 – Period, sex, and age references for the burials analyzed in this study...	380
Appendix 13 – Notes on my sex determination for the burials analyzed in this study...	419
Appendix 14 – Estimation of body mass and stature for the burials analyzed in this study.....	425
Appendix 15 – Estimation of body mass and stature for the non-Iron Age comparative samples.....	439

Appendix 16 – CSG properties of the right humerus of the burials analyzed in this study.	
Non-standardized data.....	442
Appendix 17 – CSG properties of the right humerus of the burials analyzed in this study.	
Size-standardized data.....	456
Appendix 18 – CSG properties of the right humerus of the non-Iron Age comparative samples. Size-standardized data.....	470
Appendix 19 – CSG properties of the left humerus of the Iron Age burials analyzed in this study. Non-standardized data.....	473
Appendix 20 – CSG properties of the left humerus of the Iron Age burials analyzed in this study. Size-standardized data.....	487
Appendix 21 – CSG properties of the left humerus of the non-Iron Age comparative samples. Size-standardized data.....	501
Appendix 22 – CSG properties of the femur of the Iron Age burials analyzed in this study. Non-standardized data.....	504
Appendix 23 – CSG properties of of the Iron Age burials analyzed in this study. Size-standardized data.....	518
Appendix 24 – CSG properties of the femur of the non-Iron Age comparative samples. Size-standardized data.....	532
Appendix 25 – CSG properties of the tibia of the Iron Age burials analyzed in this study. Non-standardized data.....	535
Appendix 26 – CSG properties of the tibia of the Iron Age burials analyzed in this study. Size-standardized data.....	549

Appendix 27 – CSG properties of the tibia of the non-Iron Age comparative samples.	
Size-standardized data.....	563
Appendix 28 – Osteometric measurements of humerus for the Iron Age burials analyzed in this study.....	566
Appendix 29 – Osteometric measurements of the femur for the Iron Age burials analyzed in this study.....	583
Appendix 30 – Osteometric measurements of the tibia for the Iron Age burials analyzed in this study.....	597
Appendix 31 – Observations on cranial injuries for the Iron Age burials analyzed in this study.....	611
Appendix 32 – Photographic atlas of the cranial traumatic lesions in the Iron Age skeletal series from the Aterno River Valley.....	635
Appendix 33 – Status and Rarity Indices for the Iron Age burials included in this study.....	667
Appendix 34 – Calculation of the Status Index for the Orientalizing-Archaic male sample. Phase 1.....	681
Appendix 35 – Calculation of the Status Index for the Orientalizing-Archaic male sample. Phase 2.....	690
Appendix 36 – Calculation of the Status Index for the Orientalizing-Archaic male sample. Phase 3.....	699
Appendix 37 – Calculation of the Status Index for the Orientalizing-Archaic female sample. Phase 1.....	708

Appendix 38 – Calculation of the Status Index for the Orientalizing-Archaic female sample. Phase 2.....	713
Appendix 39 – Calculation of the Status Index for the Orientalizing-Archaic female sample. Phase 3.....	718
Appendix 40 – Calculation of the Status Index for the Orientalizing-Archaic sample from the necropolis of Alfedena. Phase 1.....	723
Appendix 41 – Calculation of the Status Index for the Orientalizing-Archaic sample from the necropolis of Alfedena. Phase 2.....	725
Appendix 42 – Calculation of the Status Index for the Orientalizing-Archaic sample from the necropolis of Alfedena. Phase 3.....	727
Appendix 43 – Calculation of the Status Index for the male individuals from the Classic period of the Aterno River Valley. Phase 1.....	729
Appendix 44 – Calculation of the Status Index for the male individuals from the Classic period of the Aterno River Valley. Phase 2.....	732
Appendix 45 – Calculation of the Status Index for the male individuals from the Classic period of the Aterno River Valley. Phase 3.....	735
Appendix 46 – Calculation of the Status Index for the female individuals from the Classic period of the Aterno River Valley. Phase 1.....	738
Appendix 47 – Calculation of the Status Index for the female individuals from the Classic period of the Aterno River Valley. Phase 2.....	740
Appendix 48 – Calculation of the Status Index for the female individuals from the Classic period of the Aterno River Valley. Phase 3.....	742

Appendix 49 – Calculation of the Status Index for the male individuals from the Classic period of the Alfedena necropolis. Phase 1	744
Appendix 50 – Calculation of the Status Index for the male individuals from the Classic period of the Alfedena necropolis. Phase 2	747
Appendix 51 – Calculation of the Status Index for the male individuals from the Classic period of the Alfedena necropolis. Phase 3	750
Appendix 52 – Calculation of the Status Index for the female individuals from the Classic period of the Alfedena necropolis. Phase 1	753
Appendix 53 – Calculation of the Status Index for the female individuals from the Classic period of the Alfedena necropolis. Phase 2	755
Appendix 54 – Calculation of the Status Index for the female individuals from the Classic period of the Alfedena necropolis. Phase 3	757
Appendix 55 – Calculation of the Status Index for the Hellenistic individuals. Phase 1	759
Appendix 56 – Calculation of the Status Index for the Hellenistic individuals. Phase 2	769
Appendix 57 – Calculation of the Status Index for the Hellenistic individuals. Phase 3	779
Appendix 58 – Calculation of the Rarity Index for the Orientalizing-Archaic male sample. Phase 1	789
Appendix 59 – Calculation of the Rarity Index for the Orientalizing-Archaic male sample. Phase 2	798

Appendix 60 – Calculation of the Rarity Index for the Orientalizing-Archaic female sample. Phase 1	807
Appendix 61 – Calculation of the Rarity Index for the Orientalizing-Archaic female sample. Phase 2	812
Appendix 62 – Calculation of the Rarity Index for the Orientalizing-Archaic sample from the necropolis of Alfedena. Phase 1	817
Appendix 63 – Calculation of the Rarity Index for the Orientalizing-Archaic sample from the necropolis of Alfedena. Phase 2	819
Appendix 64 – Calculation of the Rarity Index for the male individuals from the Classic period of the Aterno River Valley. Phase 1	821
Appendix 65 – Calculation of the Rarity Index for the male individuals from the Classic period of the Aterno River Valley. Phase 2	825
Appendix 66 – Calculation of the Rarity Index for the female individuals from the Classic period of the Aterno River Valley. Phase 1	829
Appendix 67 – Calculation of the Rarity Index for the female individuals from the Classic period of the Aterno River Valley. Phase 2	831
Appendix 68 – Calculation of the Rarity Index for the male individuals from the Classic period of the Alfedena necropolis. Phase 1	833
Appendix 69 – Calculation of the Rarity Index for the male individuals from the Classic period of the Alfedena necropolis. Phase 2	836
Appendix 70 – Calculation of the Rarity Index for the female individuals from the Classic period of the Alfedena necropolis. Phase 1	839

Appendix 71 – Calculation of the Rarity Index for the female individuals from the Classic period of the Alfedena necropolis. Phase 2.....	841
Appendix 72 – Calculation of the Rarity Index for the Hellenistic individuals. Phase 1.....	843
Appendix 73 – Calculation of the Rarity Index for the Hellenistic individuals. Phase 2.....	853

Chapter 1 – Introduction

This research uses a bioarchaeological approach to investigate the profound changes in subsistence activities, division of labor between sexes and social classes, warfare, and mobility that occurred in the Italian Peninsula during the Iron Age. This was a period of demographic growth, increase in sociopolitical complexity, and social stratification. Early states were developing from simpler forms of social aggregation, and expansionistic, large-scale warfare was beginning. This study is a test of predictions derived from theories on social stratification and division of labor, subsistence shifts, gender ideology, and on the role of warfare in the development of early socio-political complexity.

For this study, I analyzed Iron Age human skeletal material (844 individuals) from 11 necropoleis of central Italy belonging to the Oscan ethno-linguistic group (800-1 BC). Indo-European languages, including Latin and Oscan, were likely introduced into the Italian peninsula in the Bronze Age (Devoto, 1951; Salmon, 1967; Pallottino, 1991). During the first centuries of the Iron Age, populations with an Oscan language diffused in central Italy and created various sociopolitical units that stemmed from the existing ones through ceremonial migrations. During the seventh and sixth centuries BC, the Oscan people had divided in a number of closely-related ethnic groups, which probably maintained a certain degree of independence but also a strong sense of belonging to the same culture. These various groups were collectively called ‘Samnites’ by Roman historians: the Caudini, Hirpini, Caraceni and Pentri were the ‘tribes’ (this term is used because their names derive from a totemic animal) for which we have more direct

historical information. However, the cultural and social complex of the Oscan people – which eventually gathered in a single political unit called the Samnite League – included other people, such as the Frentani, Marsi, Marrucini, Lucani, Vestini, and others. In this research I included skeletal series from 10 necropoleis belonging to the Vestini people (the Aterno River Valley necropoleis), and individuals from one necropolis belonging to the Pentri people (the Alfedena necropolis).

Within the Samnite Iron Age, three periods (Orientalizing-Archaic, 800-500 BC, abbreviated as ‘O-A’; Classic, 500-400 BC, abbreviated as ‘V SEC’; Hellenistic, 400-50 BC, abbreviated as ‘ELL’) can be identified, which correspond to clear changes in funerary treatment and stylistic typology of grave goods. Across those three periods, both historical evidence and archaeological data suggest a change in social organization. In the Orientalizing-Archaic period, the appearance of burials with rich grave goods and the emphasis on weaponry suggests the development of a warlike aristocracy representing the elite of a chiefdom-like sociopolitical organization. The Classic period corresponds with a sharp decrease in grave goods (probably due to the introduction of laws against status display in burials), which suggest it was a period of deep political changes, possibly including the rise of new segments of the society against the old aristocracy. In the Hellenistic period weapons virtually disappear from grave good assemblages, new tendencies in funerary treatment emerge, and the discrepancy between simple and rich graves becomes more marked. At the end of the Classic period and for most of the Hellenistic period Samnites waged expansionistic warfare against their neighbors. At the time of their first truce with Rome (in 354 BC, during the Hellenistic period), Samnites were the largest political unit in Italy. According to historical sources, they functioned as

a democratic confederative polity whose territory encompassed more than 15,000 square km (Salmon, 1967; Tagliamonte, 1997) and included the modern Italian regions of Abruzzo and Molise as well as part of Apulia and Campania.

I analyzed the skeletal material of Samnite people to investigate whether the changes in production and sociopolitical organization had a predictable impact on the distribution of certain skeletal characteristics, in particular activity-related biomechanical properties of human long bones. Skeletal changes were analyzed diachronically, between sexes, and across the social strata of the population. The social status of individuals was inferred through the analysis of the associated grave goods.

1.1 Expectations on diachronic and cross-subsistence comparisons

I compared the Iron Age samples with Late Upper Paleolithic, Neolithic, and Medieval samples to investigate changes in health and workload. The diachronic study of living populations in times of environmental stress demonstrates a relationship between early disturbances in growth due to infectious disease and malnutrition with decreased adult stature (Fogel et al., 1983; Larsen, 1995, 1997, and references therein). Cohen and Crane-Kramer (2007) note that a decline in stature is generally present in earlier prehistory (with the adoption of agriculture or agricultural intensification) but the pattern is not consistent in later prehistory. If an increase is present, it may be due mainly to an increase in the higher social strata, which have disproportionate access to critical dietary resources such as proteins (Armelagos and Brown, 2007). Thus, this study tested for changes in Iron Age stature by taking to account their stratified social structure. A significant increase in stature is expected from the Neolithic individuals to the Iron Age individuals with higher social status.

The possibility of an increase in the stressfulness of the mechanical environment of Iron Age people was explored by considering activity-related biomechanical parameters in the cross-sectional geometry (CSG) of the upper and lower limb (Pearson and Lieberman, 2004; Ruff et al., 2006). Changes in workload from foraging to farming are dependent on contingent environmental and cultural factors. However, classic theoretical models (Boserup, 1965, 1975) suggest similar increases in workload due to agricultural intensification, and biomechanical studies on colonization in the Americas detected and increase in bone mechanical strength in farmers (Larsen and Ruff, 1994; Larsen, 1997). I compared the Iron Age samples with the Neolithic Ligurian sample, which consists of individuals who presumably performed a less intensive form of agriculture. The effect of increased workload induced by agricultural intensification is expected to be apparent especially in the lower social strata of the population. Higher status individuals probably enjoyed a less physically demanding lifestyle, as observed cross-culturally (Hatch et al., 1983).

Variations in average mobility levels may be detected through the analysis of changes in diaphyseal robusticity and shape (Ruff and Hayes, 1983; Brock and Ruff, 1988; Sparacello et al., in press). The Agricultural Revolution involved a significant decrease in mobility (Coehn and Armelagos, 1984; Cohen, 1989; Larsen, 1995, 1997; Stock and Pinhasi, 2011), and agricultural intensification should result in a further increase in sedentism. When comparing the Iron Age samples with the Neolithic one, I expect significant changes in lower limb morphology compatible with decreased mobility.

In CSG, the humeral lateralization index quantifies the higher mechanical strength of the dominant arm due to its preferential use in stressful activities. High upper limb asymmetry has been associated to the use of unimanual weapons in prehistoric samples (Churchill, 1994; Trinkaus et al., 1994; Churchill et al., 1996, 2000; Marchi et al., 2006, 2011) and to unimanual sports in modern samples (e.g. Shaw and Stock, 2009b). Previous research on Alfedena Iron Age Samnites documented a high level of asymmetry that was interpreted as the product of frequent use of unimanual weaponry such as swords, daggers, and spears (Sparacello et al., 2011). I compared the Iron Age samples with the Neolithic people, which show a remarkable level of humeral asymmetry possibly due to the use of small hatchets for wood cutting and clearing land (Marchi et al., 2006; Sparacello et al., 2011). Given that in the Orientalizing-Archaic period weapons are common in assemblages of male grave goods', a significant increase in lateralization in males is expected. Conversely, when comparing Iron Age females with their Neolithic counterparts, a significant increase in lateralization is expected. Neolithic females frequently used bimanual stone querns to process cereal, while in the Iron Age there is no trace of those instruments.

These differences in gender-based division of labor were further explored by taking into account sexual dimorphism in skeletal robusticity. Gender ideology appears to have been poorly developed in the Neolithic (Morter and Robb, 1998; Robb, 1994b, 1997a,b, 2007); conversely, during the Copper and Bronze Ages the dominant ideology emphasized male warfare prowess (Whitehouse, 2001), while women were relegated to household activities (Robb, 1994b, 1997a,b). I therefore expect an increase in sexual

dimorphism in the Iron Age; however the pattern may be more complex when taking into account the social classes within Iron Age periods, as described more in detail below.

The increase in social complexity and stratification that developed in the Iron Age led to craft specialization and unequal distribution of labor (Hatch, 1983; Costin, 1991, 2001; Henrich and Boyd, 2008). This is expected to have had an effect on the variability in the type and intensity of activities performed by the Iron Age population, especially when compared to less stratified Neolithic societies (Guidi, 2000; Robb, 2007). The coefficient of variation describes the degree of spread around the mean of a variable, independently of the value of the mean and of the scale of the variable. I therefore expect the coefficient of variation for activity-related CSG variables to be significantly higher in the Iron Age than in the Neolithic.

1.2 Expectations within the Iron Age

Studies of the Iron Age traditionally attempted to create overarching explanatory theories on the formation of social complexity, and aimed to identify evolutionary stages from the simple village to the state (Bossen, 2006). Recently the focus of research has shifted in favor of a more historical approach that recognizes the variability of the possible trajectories of change, and the actual functioning of Iron Age societies (Stein, 2001; Yoffee, 2004). Researchers identified a high degree of synchronic variation in key aspects of stratified polities such as craft specialization, urbanism, and state organization. In general, stratification is expected to affect the division of labor, with the lower class performing the most physically wearisome productive tasks. Over time, factors such as stratification of the society, population growth, and agricultural intensification are expected to exacerbate inequality. I therefore expect that, within each sex, the difference

in stature and mechanical limb strength between individuals with high versus low status will be higher in the Hellenistic period when compared to the Orientalizing-Archaic period. The intensification of agriculture should result in increased sedentism, which should be detectable from the analysis of mobility-related lower limb mechanical properties (e.g. Larsen, 1997). Ever increasing craft specialization (Costin, 1991) should result in a higher sample coefficient of variation in the Hellenistic period. The disappearance of weapons in male grave good assemblages in the Hellenistic period suggests that weapon training was a less common activity in this period; I therefore expect a decrease in the average level of humeral asymmetry in the male population. Finally, the previous patterns will have an effect on the level of sexual dimorphism within and across the Iron Age periods considered. I expect variations in sexual dimorphism in the lower class to be mainly influenced by the increased labor input requested to males in a context of agricultural intensification (although an alternate scenario in which intensification leads to a greater involvement of women in field labor is also plausible). In the upper class, variations in sexual dimorphism will be mainly influenced by the expected decrease in lateralization and mobility from the Orientalizing-Archaic to the Hellenistic period.

One of the main diachronic shifts in power relationships within Iron Age communities may be detected through a reconstruction of military organization. For the Hellenistic period, there is clear evidence that some polities (including Samnites) made war in a highly organized and large-scale manner, with large armies fighting pitched battles for the purpose of territorial conquest (Bradley, 2000; Boatwright, 2004; see Chapter 2). Before this date, scholars suggest that simpler and less structured forms of

warfare prevailed, consisting of raiding and looting nearby communities for revenge, booty, or social and political prestige (Salmon, 1967; Tagliamonte, 1994; Boatwright, 2004; Claessen, 2006). At this stage, which socio-politically can be identified as a chiefdom stage, warriors served not as members of the community, but rather as followers of an aristocratic leader who had organized a warband (Boatwright, 2004). It therefore appears that there is a difference in ‘who wages war’ in small aristocratic armies as opposed to large standing armies of state societies. In elite armies only individual of the upper class have access to military activities, while in the conscript or standing army the warring force is drawn from the lower class. When analyzing the skeletal properties of the population, the indicators of the weapon use and training should be distributed accordingly among the social strata. I therefore expect to find a significant positive correlation between humeral bilateral asymmetry and status in the Orientalizing-Archaic period. The subsample of individuals with higher status should show a significantly higher average humeral asymmetry when compared to the subsample of individuals with lower status. In the Hellenistic period, this distribution of humeral asymmetry by status should disappear, or be inverted.

The timing of the shift in military organization outlined above has implications for a classic debate in anthropology: the role of warfare in the development of sociopolitical complexity. According to various authors, war is the driving force in this process of socio-political evolution. War is said to change society mainly because it triggers the development of a hierarchical and centralized military organization, i.e. the conscript army composed by members of the lower classes and placed under the command of aristocratic officers. The hierarchical nature of this efficient military organization then

spreads to the rest of the society, leading to more complex governmental structures (Spencer, 1967 [1896]; Carneiro, 1970, 1981; Webb, 1975; Webster, 1975; Service, 1978). Others scholars deny that war was the catalyst of state development, instead arguing that states matured due to a complex interaction of demographic, political and economic factors (Claessen and Oosten, 1996; Claessen, 2000; Claessen, 2002). In this view, expansionistic warfare happened only after the formation of the state. One key event is present in both models: the development of an efficient military organization in the form of an army of conscripts. The difference between the two models is when the army of conscripts is formed: in the ‘war-makes-states’ model, the conscript army forms after the onset of expansionistic warfare, while in the ‘states-make-war’ model, the conscript army develops before the onset of expansionistic warfare.

The present case study is the ideal setting to test which model applies to the Iron Age Samnites. By jointly analyzing skeletal biomechanical data and grave goods, it can be determined which strata of the population were involved in weapon use, and thus the type of military organization can be inferred. Moreover, it is known from historians when expansionistic warfare started, i.e. towards the end of the fifth century BC. The key element is therefore the military organization immediately before the onset of warfare, i.e. during the fifth century (Classic period), and after it, i.e. during the Hellenistic period. The results could support one of three possible scenarios: 1) Samnites organized a conscript army only after the onset of expansionistic warfare, i.e. in the Hellenistic period. According to this scenario, in the Orientalizing-Archaic and Classic period the distribution of humeral bilateral asymmetry in the population should be suggestive of the presence of an aristocratic army, while in the Hellenistic period bilateral asymmetry

should be suggestive of the presence of a conscript army. This would be compatible with the ‘war made states’ model. 2) The conscript army formed before the onset of expansionistic warfare, i.e. in the Classic period, or even earlier in the Orientalizing-Archaic period; this results would support the ‘states made war’ model. 3) Samnites never formed a conscript army. In this scenario, the distribution of humeral bilateral asymmetry in the population should be still suggestive of an aristocratic army in the Hellenistic period. This result would suggest that Samnites did not reach statehood despite their aggressive expansionistic behavior. This would be an unexpected result, but would help explaining the eventual defeat and assimilation of Samnites into the Roman state.

In addition to metric and biomechanical properties, I collected data on the incidence of cranial injuries in the skeletal series. Cranial trauma, both *antemortem* and *perimortem* can be used to assess the degree of interpersonal violence in past populations (Larsen, 1997; Walker, 2001). Given the warlike nature of Samnites, I expect their incidence of cranial injuries to be high – especially in males – when compared to other world-wide samples, as evidenced in previous research (Robb, 1997a,b; Paine et al., 2007). Within the Iron Age, the onset of expansionistic warfare at the end of the Classic period caused an escalation in the frequency and scale of armed conflicts. I expect therefore to find a significant increase in cranial injuries in Hellenistic times – especially in males – when compared to the previous periods.

1.3 Significance of the research

This research offers a novel approach to the understanding of how increased sociopolitical complexity in the Iron Age led to changes in the biology of past populations. Until now, the study of lifestyle changes with the advent of stratified

societies mainly focused on changes in health and diet. I analyzed biomechanical parameters that can be used as a proxy for the amount of workload, mobility, and weapon use. The reconstruction of activity patterns through various skeletal correlates is considered to have great potential for bioarcheological research (Jurmain et al., 2012). Interpretative limits are present, mainly due to small sample size (Meyer et al., 2011) and to the presumption of obtaining an accurate depiction of the living population by analyzing the deceased (Wood, 1992; but see Cohen and Crane-Kramer, 2007). This study, by jointly analyzing skeletal correlates of activity and grave goods in a large sample, can test whether these skeletal properties were unequally distributed in the social strata of the population in a predictable way. The distribution of humeral bilateral asymmetry, considered as a proxy for weapon use, can be used to infer military organization throughout the Iron Age. The timing of the shift in military organization will contribute to a classic debate in anthropological and sociological theory, i.e. whether warfare was conducive to the formation of early states. In line with the recent shift in research focus from constructing broad evolutionary models to understanding societal variation tied to specific local conditions, this research provides an interesting case study.

The results of this research are relevant also for archaeology and historical studies. Integrating information derived from skeletal analysis and archaeology with historical and iconographic data can produce more knowledge than analyzing each source separately (Robb et al., 2001; Stein, 2001). For example, using funerary symbolism alone to determine habitual activities in life may often be misleading. The presence of weapons in a burial should not be directly translated into an active participation in warfare by the individual, because it may rather constitute a display of the social status (Härke, 1997).

Through a joint analysis of skeletal traits and funerary treatment it is possible to link activity levels and types with an individual or social class. Results need to be interpreted taking into account all the limitations, approximations, and assumptions typical of bioarchaeological research and of our methodology. Nevertheless, I believe this research has the potential to provide an independent test of the inferences based on material culture and on the study of the often incomplete, imprecise and biased historical and archaeological sources.

CHAPTER 2 – Archaeological and historical background

2.1 The end of the Bronze Age (1300-800 BC) and the Iron Age (800-1 BC)

The period 1300-800 BC saw a massive transformation in the Eastern Mediterranean. The Bronze Age socio-economic and cultural system violently collapsed in the Aegean region, southwestern Asia and the eastern Mediterranean (Liverani, 1987; Drews, 1993, Cunliffe, 1994, 2008). The Mycenaean palace economy of the Aegean Region and Anatolia were replaced, after a hiatus, by the isolated village cultures of the Greek Dark Age. In the Middle East, both the Hittite and the New Kingdom of Egypt saw a dramatic reduction in trade routes and literacy (Richard, 1987). In peninsular Europe, the Late Bronze Age can be broadly divided in macro/regions: a central complex that included the Nordic, Lusatian, Italian and Iberian cultures, the Atlantic region, and the Carpathians and steppe region (Cunliffe, 2008). For the most part this was a period of continuity, increased connectivity and population growth. With the adoption of iron, more efficient and available agricultural tools set the basis for further population growth, increased social aggregation, and population movement (Peroni, 1971, 1979; Guidi and Piperno, 1992). This coincided with changes in societal organization, in religious beliefs and artistic styles. While the end of the Bronze Age was a traumatic event in the East, in the West it was a more smooth transition, although at an accelerating pace.

The Iron Age in central Europe refers to the period between 800 BC and 1 BC; the term has however little chronological value, and its beginning and end vary from region to region. It is more generally defined as the archaeological period following the Bronze Age, marked by the prevalent use of iron. Archaeological research has shown that iron was used in the eastern Mediterranean by 1200 BC, in Greece by 1000 BC, in central

Europe around 800 BC, and in northern Europe not earlier than 500 BC. The end of the Iron Age is also poorly delimited, and usually coincides with the assimilation from a greater literate power. In European Mediterranean world, the Iron Age generally ends with the beginning of periods characterized by the influence of the Greek culture through its colonies. These chronological subdivisions are usually named ‘Orientalizing’, and are usually followed by an ‘Archaic’ period in the timespan between 800-500 BC. This period saw the rise of the great powers of classic times that influenced much of the future history and in some cases are still parts of our culture: Greeks, Phoenicians, Carthaginians and Romans. This is also considered the time on which ‘history’ begins, with the first written historical accounts (e.g. Herodotus and Thucydides in the mid-fifth century BC). The Orientalizing-Archaic saw the rise of two economic and political powers in the Mediterranean basin: the Greeks and the Phoenicians. They established spheres of influence (Greeks especially in the Black Sea, eastern Mediterranean and southern Italy; Phoenicians in Sardinia and Sicily, Western Mediterranean and Atlantic) and were fierce competitors (Figure 2.1). The following periods (Classic 500-400 BC, and Hellenistic 400 BC – Roman Age) saw the rise in influence of other two competitors: Romans and Carthaginians.

The term Iron Age is therefore not applied to the Greek and Roman literate civilizations, but is sometimes applied to Etruscans, whose writings cannot be fully deciphered by modern scholars (Ostman, 2004). For most of central and western Europe, the Iron Age ends with the process of Romanization during the last two centuries BC and the first century AD. Central Italian populations of Italic origin (Osco-Umbrian tribes including Samnites, Messapian, and others) were influenced by the Greek culture and

therefore their chronology includes an ‘Orientalizing-Archaic’ period (800-500 BC).

However, Osco-Umbrians did not leave a literature and thus we can consider their Iron Age to end with the Roman conquest.

2.2 The Italian Peninsula

In peninsular Italy the Late Bronze Age spans c.1350 BC to c.1020 BC, while the period 1020-780 BC is usually defined as Early Iron Age, characterized by the Villanovian culture (Pallottino, 1991). Like in the rest of Europe, in Italy the Late Bronze Age was a period of demographic increase, more frequent cultural and trade contacts between populations, and improvements in agricultural technology and variety (Peroni, 1989, 1992). Bronze working technology was at its climax: elites made display of fine bronze artworks, and bronze weaponry was ubiquitous in grave goods. The massive amount of weapon circulation may suggest that warfare was constant at the time; however, warfare in the Late Bronze Age did not involve the confrontation of large armies or massive territorial expansions. Late Bronze Age society was dominated by warrior elites who constantly displayed their prowess in the eyes of their people by leading raids for booty against neighbors (Cunliffe, 2008).

The Villanovian period saw the abandonment of small villages and formation of large settlements that eventually become cities that would dominate later history such as Bologna, Tarquinia, Veii, and others (D’Ercole, 1990). The internal organization of these larger settlements still remained relatively simple, consisting of clusters of huts – which may represent a kinship group – separated by small open spaces (Boatwright et al., 2004). Initially, those settlements did not show signs of elaborate governments (such as public

buildings) or major distinctions in wealth (those changes would emerge in the eighth and seventh centuries): they should therefore be defined as ‘proto-urban’.

In the eighth century BC, maritime commercial contact with the eastern Mediterranean became a catalyst of the cultural, economic, and political development of Italian societies. Phoenician settlers established a series of cities along the coasts of western Sicily, Sardinia, northern Africa and southern Spain. Carthage, the future great rival of Rome, was founded around 800 BC in the territory of modern Tunisia. Greek contacts were more prominent in Italy: most of the southern coasts of Italy, from Apulia to Campania, including western Sicily were dotted with Greek city-states. Later, Romans would call this aggregate of Greek settlement ‘Great Greece’ (*Magna Graecia*) (D’Agostino, 1974; Boatwright, 2004).

For Italian indigenous populations, the colonies brought many advantages: a strong cultural influence, especially from the Greeks; the introducing of new technologies and access to finely crafted imported goods to satisfy the aspirations of the local elites (Ralston, 2004). The interaction between rising Italic elites and the Greek culture was probably the motor of a major sociopolitical shift. Driven by the desire for novelties and searching for ways to affirm status, Italic elites become entrepreneurial and aggressive, accelerating the process of sociopolitical development. Urbanization became more established, leading to the formation of city-states, and foreign goods, especially Greek pottery, entered Italy in great quantities (Guidi and Piperno, 1992; Guidi, 2000; Bradley, 2000; Hodos, 2006; Cunliffe, 2008).

The rise of the central Italian city-states was a broad phenomenon that characterized different regions (Etruria, Latium, and Campania) and ethnic groups

(Etruscans and Latins, as well as Greeks). Each city-state possessed a well-defined urban core including communal, religious, and elite buildings, and one or more necropoleis. The surrounding territory contained scattered shrines, hamlets, farms and settlements under the direct influence of the city-state. At first, the political organization revolved around competing aristocratic families and their followers. In the seventh and sixth centuries BC, monarchies were established in some city-states; by the fifth century, some cities possessed formal elected officers. Eventually, the political power was held by elected institutions regulating the community rather than by individual families and their leaders (Boatwright, 2004).

This period of fast cultural and socio-political development is divided by scholars into two broadly defined phases: the Orientalizing Period (c. 800-600 BC) and the Archaic Period (c. 600-500 BC). This division has much to do with artistic styles: the Orientalizing Period is characterized by massive importation of foreign luxury goods, while the Archaic saw the diffusion of locally made imitations of those imports (Boatwright, 2004). These two periods also roughly correspond to the passage from city-states held by competing elites to the formation of kingdoms and finally communal institutions. At the end of this formative stage, large-scale warfare between polities began (Boatwright, 2004).

It should be noted that scholars over-emphasized the use of urbanization as a scale of the level of sociopolitical complexity. As shown below, Osco-Umbrian people lacked city-states. In studies about the Italian Iron Age, this led to a spurious hierarchy with the Osco-Umbrian peoples of the Apennines such as the Samnites at the bottom of the scale of socio-political evolution, and Etruscan and Latin cities at the top (Bradley, 2000).

However, if we use a different evaluation criterion of the level of sociopolitical organization, such as military effectiveness, the position of the Samnites in this scale would rise to the top. When studying ancient sociopolitical development, one should therefore recognize the variety of state structures that emerged, some of which were not (or at least not initially) characterized by a central city-state (Guidi, 2000; Bradley, 2000).

2.3 The Osco-Umbrian people, the Samnites, and Vestini people

Indo-European ‘tribes’ speaking Italic languages probably migrated into the Italian peninsula in the Bronze Age (Kristiansen, 2012, and references therein). By the Iron Age, various regional ethno-linguistic groups had formed, broadly grouped into the Latino-Faliscan and Osco-Umbrian (Devoto, 1951; Salmon, 1967; Pallottino, 1991; Villar, 1997). In the early centuries of the first millennium BC, the southward diffusion of Oscan populations took place by following the tradition of *ver sacrum*: when a famine or epidemic afflicted an area, all the people born in that year were made sacred to the gods, and were later forced to leave the village and look for new land (Salmon, 1967). These migrations contributed to the creation of different sociopolitical units within the Oscan world that occupied the modern regions of Abruzzo, Molise, and partially Campania, Basilicata, and Apulia (Barker, 1977; Pardini, 1982; D’Ercole, 1990; Vida-Navarro, 1992; Robb, 1998; Tagliamonte, 1997, 1999) (Figure 2.2).



Figure 2.1 – The territory occupied by Oscan-speaking people in the 6th century BC.

http://en.wikipedia.org/w/index.php?title=File:Iron_Age_Italy.svg&page=1

The various Oscan-speaking people were called ‘tribes’ by ancient historians (e.g. Pliny the Elder, Livy and Diodorus Siculus); the main Samnite tribes were the Pentri, Caraceni, Caudini, and Hirpini. They were settled in a territory delimited by Latium in the north, Lucania in the south, Campania in the west, and Apulia in the east (Figure 2.3). The Vestini, Marsi, Paeligni, Marrucini, Frentani, Lucani, and other Oscan-speaking tribes were their allies (D’Ercole, 1990; Grossi, 1990). It is not clear what this division

means: it is possible that the main Samnite tribes were the driving force of the process of confederation of Oscan people (Tagliamonte, 1997). The historical accounts identify a time in which Samnites had started their expansionistic warfare (423 BC with the conquest of *Cumae*) and appear to have acted as a single political unit, the Samnite League. No information on the degree of unity of the various Oscan-speaking people before that time is available in Roman and Greek histories. Judging by the strength of the Samnite identity in the following centuries, we can hypothesize that at least a cultural unity had been developing since the Orientalizing period. Tagliamonte (1997) calls the pre-League Oscan-speaking groups ‘proto-Samnites’, a term that expresses incomplete cohesion within a unitary identity. For the sake of simplicity, in this research I refer to the various Oscan-speaking Italic people – both before and after the formation of the League – as ‘Samnites’.



Figure 2.2 – Territory of the main Samnite ‘tribes’. Image from www.sanniti.info.

2.4 The history of the Samnites before history: Orientalizing, Archaic, and Classic periods

Almost nothing is known about the history of the Samnites before the period in which they warred with Rome. There are a few historical accounts describing them as ‘isolated mountain dwellers’ known for their proclivity to raid neighbors (Salmon, 1967; Tagliamonte, 1994, 1997, 1999, 2009). Samnite social organization during the Orientalizing, Archaic, and Classic periods has been mainly inferred from burial practices and settlement patterns, following the same principles used in the rest of Europe (Wells, 1990; Kristiansen, 1999). Although there are significant local differences in the trajectories of sociopolitical change, some characteristics of the shifts in the Samnite burial practices can be traced back to trans-national societal transformation. Like in most of Europe, around 800 BC in Oscan necropoleis there is the appearance of burials that can distinguished from the majority by their richness. The emerging elite families of the Orientalizing period sought to signal their role in the society with the appropriate personal ornaments, weapons, and other marks of status. The imagery of wealth and power was imported from Greece and the Near East, where they were used by the local elites (Bradley, 2000). In particular, these graves contain weapons (if male) and rich sets of goods related to communal feasting such as grilling and cooking instruments, large staple containers, and symposium vessels (D’Ercole, 1990; Tagliamonte, 1997, 1999; Cosentino et al., 2001). It has been proposed that this shift in burial treatment signals a change in social structure, specifically the rise of a warlike, dominant aristocracy (Kristiansen, 1999 and references therein). Kossack (1974) noticed that the main indicators of elite status in the Early Iron Age were already present in a small number of

burials in the Late Bronze Age, around 1200 BC. He proposed that the higher frequency of rich burials in the Iron Age may indicate a new need to express status differences, rather than the development of new hierarchies. However, in Abruzzo the few burials belonging to the period 1000-800 BC do not show differences in richness, but only a differentiation by gender: daggers and razors for males, brooches and ornaments for females (D'Ercole, 1989, 1990).

Burial patterns among the Vestini (see below) seem to indicate the beginning of social differentiation around the half of the eighth century BC, with the construction of 'princely burials' in the necropoleis of Pescina and Basciano (D'Ercole, 1990). The period 800-600 is called 'Orientalizing' due to the presence of imported luxury goods from the orient (mainly Greek) and weaponry in the burials of individuals of high status (Papi, 1990). Burial patterns are therefore suggestive of a chiefdom-like level of sociopolitical organization: a simple hierarchy where the power is held by an aristocracy legitimized by extended kin coalitions (Barker et al., 1996; Tagliamonte, 1997). However, the term 'chiefdom' has been applied to very different societies. Taking into account the later development into a confederation, and their emphasis on a territory and ethnic identity rather than a dominant dynasty, the Samnites in the Early Iron Age and in the Orientalizing period can probably be better characterized as a segmentary and decentralized stratified society (see Kristiansen, 1993, 1998).

An increase in the number of archaeological sites belonging to the sixth century (Archaic period) can be recognized in Abruzzo, probably mirroring further demographic growth (Tagliamonte, 1997). The social organization probably reached the level of a paramount chiefdom or kingdom (Bietti-Sestieri et al, 2000). In this kind of chiefdom the

power is more stable and a dominant family extends its influence over time and space. Evidence for this change is the inscription in the statue of the ‘Warrior of Capecstrano’ found in Abruzzo, which seems to make reference to a king or warrior-leader (it is debated whether the Oscan term ‘*rakinel*’ present in the inscription is equivalent to the Latin ‘*rex*’) (D’Ercole, 1990; Calderini et al., 2007; D’Ercole and Cella, 2007a,b). In this period, tombs were often arranged in family circles (D’Ercole et al., 2003b), and a number of male and female tombs with rich grave goods can be distinguished. The number of contemporary circles with rich burials demonstrates that in each community many family lines were part of the dominant group (Vida Navarro, 1992). Multi-patrilateral alliances are corroborated by studies of cranial and dental traits, suggesting a close-kin relationship between males buried in the same funerary circle in the Samnite necropolis of Alfedena (Bondioli et al., 1986; Rubini, 1996). Also the presence of infants with rich grave goods (including babies of both sexes, based on gender-specific grave goods differences) seems to indicate the importance of certain family lineages among the Samnites (D’Ercole, 1989, 1990; D’Ercole et al., 2003b).

During both the Orientalizing and the following Archaic periods, the rising local elites were stylistically and culturally influenced by the Greek world. Among Samnites, like in the rest of the European people influenced by the ‘Orientalizing movement’, male burials of this phase include weapons, especially swords and spear points, and banqueting and symposium equipment directly drawn from the Greek tradition (Collis, 1984; Cunliffe, 1994; 2008; Wells, 2012). The values of the rising elites were family, wealth, and virtue. Virtue was intended as warlike skill, leadership, and prowess. Warfare was (at least in the funerary treatment iconography) the occupation of a limited ‘aristocracy’ who

could afford the purchase and maintenance of the expensive paraphernalia related to battling (D'Ercole, 1989, 1990). Ceremonial drinking and feasting (modeled after the Greek *symposium*) was an important part of the display of power by male aristocrats (Arnold, 2004; Boatwright, 2004).

It should be noted that this strong influence of the Greek culture was not due to political hegemony over the European Iron Age people that show an Orientalizing phase. The various rising elites that formed independent political systems simply found that the Greek way of displaying status was very compatible with their original ideas, and enthusiastically adopted it. It can be said that the elites had the will to dominate and display, and the Greeks provided them a powerful language and iconography. Within the Orientalizing movement it is possible to distinguish a number of peculiarities in funerary treatment and traditions (e.g. Bietti-Sestieri 1992; Bietti-Sestieri et al., 2000; Bradley, 2000; D'Ercole and Benelli, 2004): the Greek influence was applied to an existent cultural substratum. For example, in the Greek world women were excluded from the symposia, while they were present in the representation of those events found in Italian pottery, including Samnite (Tagliamonte, 1997). Given that the symposium was not only about eating and drinking, but also about displays of wit and invective during conversations (Boatwright, 2004), this seems to indicate a more central role of the women in the Italic social life. This is also suggested by the presence in Italic necropoleis of female rich burials that show a particular emphasis on ornaments and symposium equipment (Tagliamonte, 1997; Markantonatos, 1998), although this fact may not be a reflection of the individual status, but rather of the family's status.

In the fifth century (the Classic period), new political changes must have happened, because Samnites ceased to include grave goods in their burials. The introduction of laws called the '*lex suntuaria*' to reduce wealth display has been interpreted as marking the passage from monarchy to the republic (Grossi, 1990; D'Ercole et al., 2003a,b; D'Ercole and Martellone, 2004). Also changes in settlement patterns suggest a sociopolitical development: many hilltop villages were abandoned and urban nuclei developed in valleys, often at the intersection of two fluvial complexes (D'Ercole, 1989).

Interestingly, around the same time a similar change can be detected throughout much of Europe. In the middle fifth century BC the Early Iron Age centers of central Europe declined, and foci of economic activity and social wealth became rare for at least two centuries (Wells, 1990). Some argue that the cause of the decline in northern Europe was due to a modification of the trade relations with Mediterranean peoples, possibly due to the political changes they were going through. Kahrstedt (1938) and Pauli (1978) proposed that the fifth century BC was characterized by peasant revolts against an extravagant and oppressive aristocracy. Among Samnites, the inscription in the Penna Sant'Andrea stele (Marinetti, 1985; D'Ercole, 1989) suggests that by the end of the Classic period public officials were appointed by election.

2.5 Samnites enter history: the clash with Rome in the Hellenistic period

The rise of the Samnites as a political power corresponds to the demise of the Etruscan colonies in Campania. The Etruscans lost most of their control over the region in 474 BC when they were defeated by a coalition of Greek colonies from Cumae and Siracusa. The winners soon had to face the pressure of the Samnites, who were interested

in the control of the area of Cumae and Capua, probably because the high Campania plains constituted the ideal winter pasture for their herds (Lepore, 1989, 1992). The Samnites conquered Cumae and Capua in 423 BC, and expanded their territory southward in Campania. It appears that at the time the military control was already been consolidated by the Samnite League, a central political and military entity that governed the confederation of Oscan-speaking people (Lepore, 1989, 1992; Tagliamonte, 1997; Bradley, 2000).

Around 400 BC, the Samnites had to deal with the increasing frequency of Celtic invasions. The Celts attacked Etruscan cities in the Po Plain, and sacked Rome in 390 BC. The nature of the interaction between the Celts and the local Italic people is still poorly understood. An artistic Italo-Celtic *facies* can be recognized, which suggests a certain level of integration and mutual influence (Kruta, 2004). However, it is likely that some hostile interactions took place as well, especially in the earlier phases.

Long term warfare and a hostile relationship are better historically documented between Samnites and another local rising political power: Rome. The first historical account about Roman-Samnite relationships dates back to 354 BC. At that time, Romans and Samnites stipulated a truce after the dispute over the territory below the River Liri in northern Campania. Historians did not leave us information about the extent of the conflict prior of this truce. This truce also shows that by that time the Samnites were a confederation of people, able to negotiate terms as a single political entity. In 343 BC, Capua asked the help of Rome to free itself from the Samnite domination, and the First Samnite War started. Despite some initial setbacks, the Romans prevailed in 341 BC and hostilities ended with a second truce. The Second Samnite War started in 326 BC and

was initially won by Samnites at the Battle of the Caudine Forks, which remains one of the most humiliating episodes in Roman history. The Roman army was trapped in a valley, surrounded by Samnites. Instead of imprisoning or killing all the Romans, Samnites decided to let them all free (showing poor strategic judgment), but only after making them pass under a yoke with their heads bowed. The episode was so shocking for the Roman world that the expression '*obtorto collo*' ('crooked neck': doing something reluctantly) refers to that episode, and it is still used in modern times.

The Vestini are first mentioned by Romans in 325 BC in a document considering the possibility of sending more soldiers to the area bordering their territory, given their affiliation to the Samnite confederation. War continued until 304 BC when the Romans finally prevailed. Despite the fact that the Samnites lost two wars and had been fighting against Rome for half a century, the terms of the truce were not too restrictive for Samnites: for example, the Vestini people retained their independence and permission to issue money. At the time, Romans accorded the Vestini and other Samnite the status of *civitas sine suffragio*, an allied population that retains its own political independence, but is under constant inspection by Roman prefects in their major settlements. It should be noted that Roman citizenship was conferred to the populations that were rapidly assimilated and subjugated by Romans after losing a war, an example of which would be the Latins and Sabines; *civitas sine suffragio* was assigned by Romans to people whom they wished to appease but whose complex and entrenched social structure made political and cultural assimilation by Romans very difficult (Humbert, 1978; Clemente, 1990).

The Third Samnite War started just a few years after (298 BC) and was fought by the Samnite League and a coalition of Etruscans and Umbrians. It ended in 290 with the

victory of Rome, and the truce still formally recognized Samnite autonomy. However, by this point the Romans had understood that a change strategy was necessary if they wanted to keep the supremacy over the Italian peninsula: the Samnites had to be conquered. During the following centuries, Romans intensified the creation of colonies in Samnite territory and tried to impose their culture: in the Vestini territory they founded Aveia near Fossa, Peltuinum at Prata d'Ansidonia, and Aufinum close to Capestrano (D'Ercole and Martellone, 2007). The formation of Roman urban centers appears to have had little effect on Samnite way of life, which was based on decentralized settlements (Strazzulla 1998). Another hint that Samnites were not assimilated comes from the fact that during the following decades they never missed a chance to side against Romans. Among the most important episodes, historians recorded Samnites' support of the Pyrrhic War (280-275 BC), the invasion of Hannibal (218-201) during the Second Punic War (the Vestini sided with Romans against the Carthaginians at the time), the Social War (91-89 BC), the Silla-Marius Civil War (82 BC), the Rebellion of Spartacus (73-71), and even the Catiline Conspiracy (62 BC). During these late episodes of rebellion, Romans understood that 'no one among Roman people will ever live in peace while Samnites form an autonomous community', in the words of the dictator Silla according to the historian Strabo (cited in Tagliamonte, 1997). Centuries of colonization, deportations, ethnic cleansing, and cultural annihilation finally paid off, and Samnites became integrated into the Roman Empire by the end of the first century BC, with the creation in 27 BC of the Augustean Regio IV – Samnium (La Regina, 1968; Tagliamonte, 1997).

2.5.1 Samnite sociopolitical organization as described by Roman historians

In historical accounts, Samnite society is described as rural, far from the thriving activity of the Greek and Etruscan polities. Samnites did not have large city states and their language even lacked a word for ‘city’ (Salmon, 1967; La Regina, 1968, 1989). Accordingly, we have virtually no archaeological information on their settlements. Architectonic remains include only hilltop fortified bastions (Oakley, 1995; Lloyd et al., 1996, 1997; Lloyd and Faustoferri, 1998; Rathbone, 1999) included in walls of various extension (from about 1 to 7 hectares), which were probably used for defense and to control commercial routes, and necropoleis (D’Ercole and Martellone (2007). Living, commercial, and ritual places were not concentrated in towns but scattered in the territory. Samnites did not leave any literature, and the first historical description of Samnite socio-political organization was made by Roman historians and refers to the period of the Samnite Wars, from the end of the fifth century BC onward. Several scholars reviewed all the available ancient historical sources, attempting to separate what can be considered trustworthy information from exaggeration or pure fiction, and integrated historical sources with the information drawn from archaeological research (Salmon, 1967; La Regina, 1989; D’Ercole, 1990; Tagliamonte, 1997). The results of this research indicate that Samnite society was strongly decentralized. An area including more villages (called *vicus* in the lowland and *oppidum* in the hilltops) formed a local administrative unit called *pagus*. The *pagus* had an elective assembly and constituted military units. Several *pagi* formed a *touto*, which had an assembly formed by representatives of the *pagi*. A *touto* can be considered a ‘people’ of the Oscan population, and in fact *touta* had names such as Pentri, Carracini, Hirpini, Caudini, Vestini, and

Frentani. Each *touta* elected a leader, the *meddix tuticus*, and other lesser officers. The information from the historians depicts a democratic society, but most likely the right to vote was based on census. It is often assumed that the ties binding the tribes were quite loose; however, during the wars beginning toward the end of the fifth century BC, the power was exerted by a central political and military entity that governed the Samnites (Lepore, 1989, 1992). This entity was the Samnite League, a confederation whose supreme command was the council formed by the *meddices* of each *touta*. In cases of emergency during war, the *touta* elected a commander-in-chief drawn from the *meddix* council (Salmon, 1967; Tagliamonte, 1997). It should be noted that despite their decentralized organization, the Oscan populations had a strong sense of their being a single people. Any particularism usually disappeared when facing a common enemy: the classic Roman strategy of instigating enemies against one another (*dividi et impera*) rarely worked to break down the Samnite League.

2.5.2 Samnite economy

The Samnites occupied a very mountainous land, with only a little territory apt for extensive agriculture. Interestingly, a large share of the small amount of fertile alluvial plains present in the Vestini's territory (see chapter 7 – Materials) was dedicated to the necropoleis (Cosentino et al., 2001); this suggests that agriculture was not practiced intensively. Samnite economy was mostly based on herding various animals, especially sheep, through transhumant pastoralism (Salmon, 1967; Tagliamonte, 1997). The routes through which animals were conducted had been in place for centuries, if not millennia, before the Samnites and are still in use today (Puglisi, 1959; Gabba and Pasquinucci, 1979; Sereni, 1987; Bell et al., 2002). The land was used communally by collectives of

herders: during the summer Samnite shepherders occupied high altitude pastures, and transferred the herds in lowland plains for the winter. Movements of the herds were local (D'Ercole, 1989); longer distance movement of herds through inter-regional routes appeared only after Roman conquest, when large estates and private properties were encouraged by Romans, who found it easier to tax a large estate owner than a collective of herders (Salmon, 1967). Wool and dairy products constituted the economic bases of Oscan people throughout the first millennium BC. Wool weaving was mainly a female activity, as suggested from tomb paintings and the fact that spindles were included in women graves (Salmon, 1967).

2.6 Samnite funerary treatment and necropoleis

Numerous necropoleis belonging to the first millennium BC were excavated in Abruzzo; many of them were used from the tenth and ninth century BC until the first century BC. The most important for the Vestini people are the necropoleis of Bazzano and Fossa (with over 1,600 and 600 burials excavated, respectively), in the Aterno river valley. For the Pentri the Alfedena necropolis is the most important, with over 1,500 burials excavated. The long chronology of many of these sites allows for a diachronic analysis of changes in funerary treatment among Samnites.

2.8.1 Early Iron Age

The earliest phase of the Iron Age (1000-800 BC) is represented in several necropoleis from Abruzzo (e.g. Barisciano, Bazzano, Caporciano, Fossa, Peltuino, Scurcul Marsicana, Celano; Figure 2.3). This phase is characterized by tumuli of 3-18 meters in diameter, circled with rocks, and often including an alignment of menhirs (Figure 2.4 and 2.5). The individual, whether an adult or an infant, was laid down on the

top of the tumulus. Unfortunately, the resulting shallow depth of the grave often made it vulnerable to disturbance by later agricultural practices. Very little skeletal material, and always fragmentary, is available from the hundreds of tumuli discovered in Abruzzo. No skeletal material belonging to the Early Iron Age was included in this bioarchaeological study.

Some tumuli were re-used in later phases, either as a focal point for circles of graves (Orientalizing and Archaic periods), or even as a roofing for chamber burials (Hellenistic period, Figure 2.5). The re-utilization of earlier monumental burials by Samnites suggests that those people wanted to maintain a link with their forefathers, even after burial practices (and many other important aspects of the society) had changed. In the Orientalizing-Archaic period, individuals buried in circles of graves show a close-kin relationship (Bondioli et al., 1986); encircling a tumulus with family burials probably was a way to signal the fact that the family was related to the notable ancestor. In Hellenistic times, funerary treatment changed and seems to mirror a society more concerned with wealth than warrior prowess and heroism. Still, the re-utilization of tumuli as chamber tombs indicates that Samnites (at least elites) had a strong sense of connection with their past.

Grave goods in the Early Iron Age are strongly differentiated on the basis of gender. Male burials include bronze razors, iron swords and spear points, bronze cauldrons (*bacile*) as well as ceramic containers of various sizes (Figures 2.6 and 2.7). The number and disposition of bronze and iron brooches (*fibulae*) allows for a reconstruction of the elaborateness of the dress.

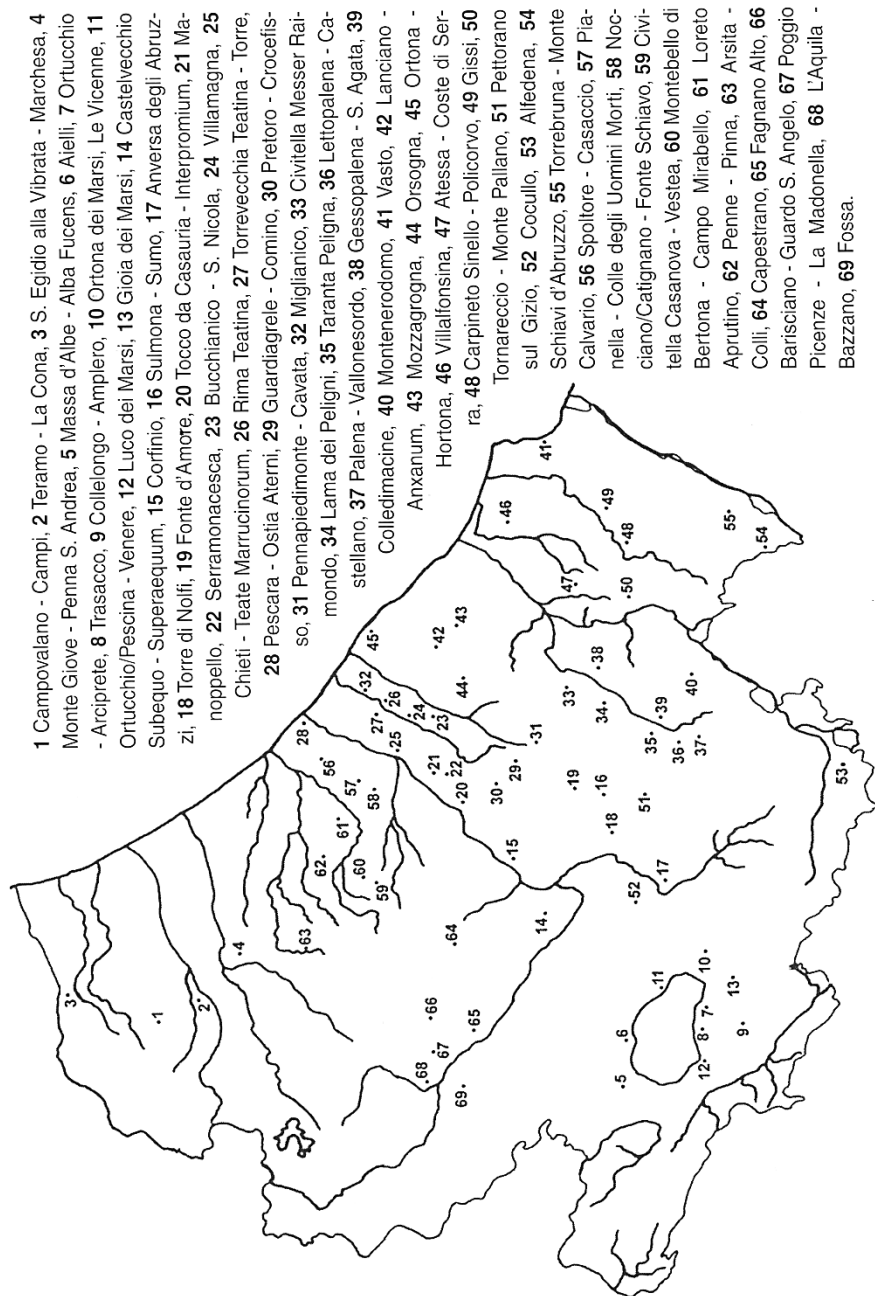


Figure 2.3 – Some of the necropoleis of the first millennium BC in Abruzzo (reproduced with permission from D'Ercole et al., 2003).



Figure 2.4 – Aerial view of the tumuli of the Fossa necropolis (www.comunedifossa.it)



Figure 2.5 – One of the tumuli of the Fossa necropolis, re-utilized in Hellenistic times by digging a chamber and an access corridor (*dromos*).

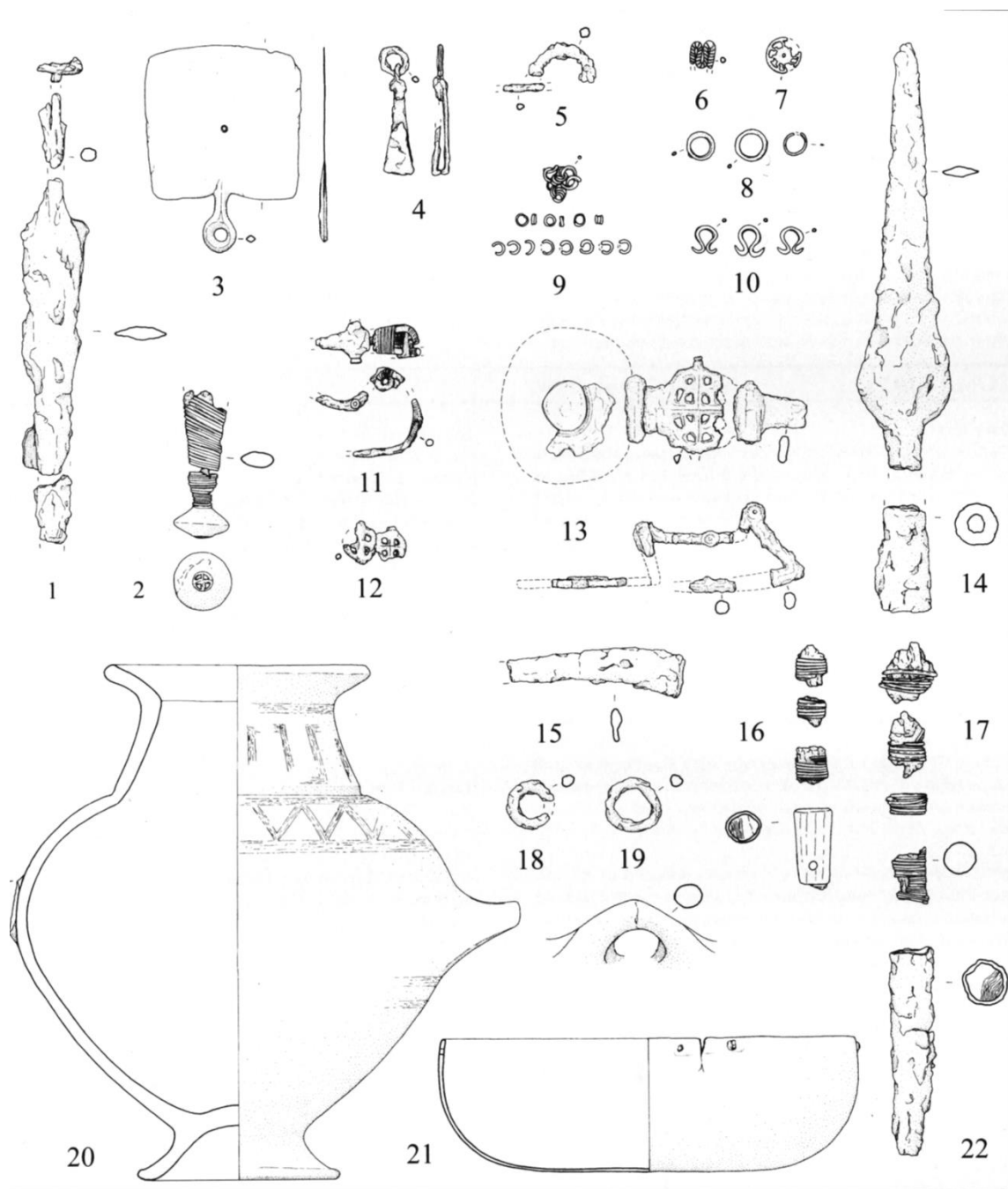


Figure 2.6 – Male grave goods of the Early Iron Age: 1) sword; 2) scabbard; 3) bronze razor; 4) tweezers; 5, 11, 13) *fibula*; 6) pin; 7) bronze stud; 8) rings; 9) chainlet; 10) omega hooks; 12) decorated disks; 14) spear point; 15) knife; 16,17) bronze elements; 18,19) rings; 20) food container; 21) bronze cauldron; 22) *sauroter* (reproduced with permission from Cosentino et al., 2001).



Figure 2.7 – Early Iron Age male tumulus burial from the Fossa necropolis. 1) sword; 2) sword sheath; 3) *armilla*; 4) razor; 5,8) *fibulae*; 6,11,12,14) parts of spear point; 7,9) bronze studs; 10) iron fragment; 13) knife; 15,16) ceramic containers (reproduced with permission from Cosentino et al., 2001).

Female burials contain ceramic containers, brooches, pendants, digital and arm rings (*armillae*), hairpins, and necklaces in amber and glass. Some rich female burials contain pierced iron and bronze disks (*kardiophilakes*) and a bronze belt (Cosentino et al., 2001) (Figures 2.8 and 2.9).

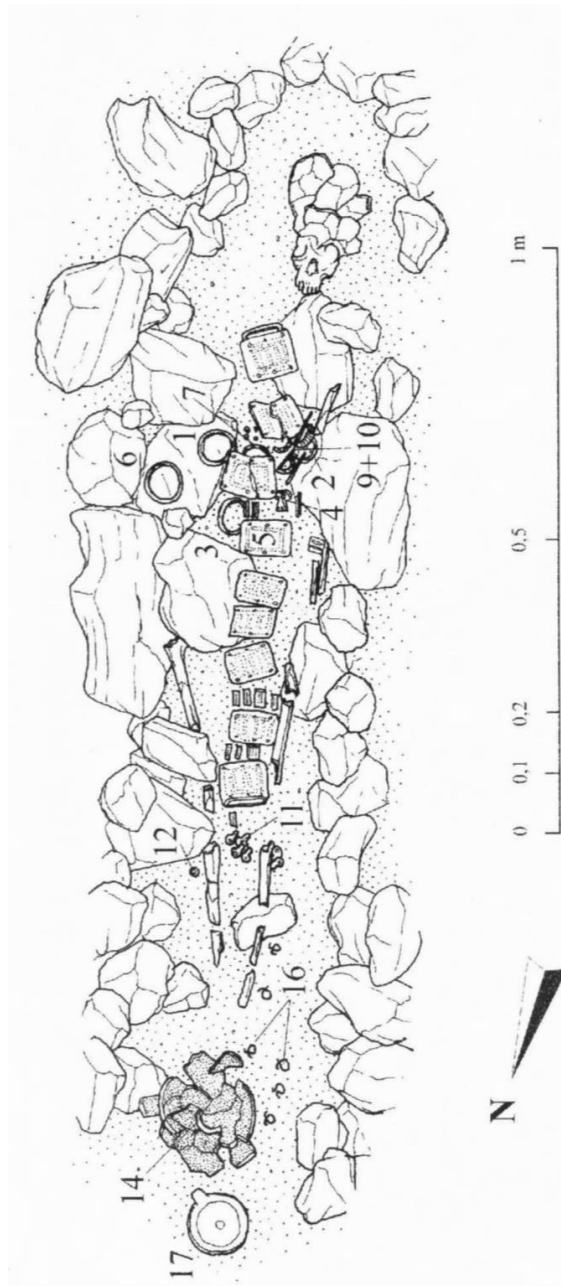


Figure 2.8 – Early Iron Age female tumulus burial from the Fossa necropolis. 1,2,3,6,7) *armillae*; 4,8,11,13) pendants; 5) bronze belt; 9,10) *fibulae*; 12) ring; 14,17) ceramic containers; 15) iron fragment; 16) shoe hooks (reproduced with permission from Cosentino et al., 2001).

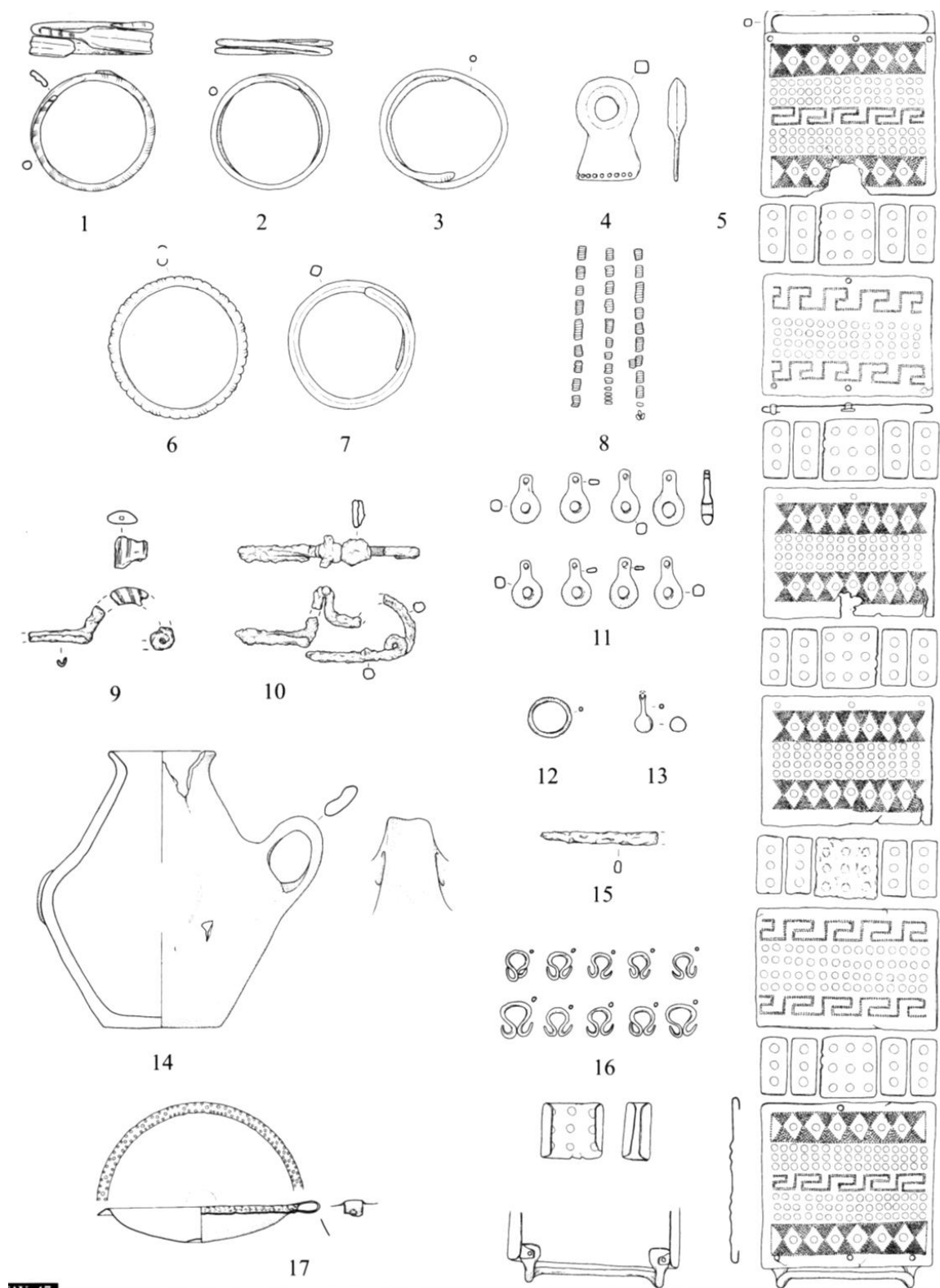


Figure 2.9 – Female grave goods of the Early Iron Age: 1-3,6,7) *armillae*; 4,8,11,13) parts of a pendant; 5) bronze belt; 9,10) *fibulae*; 12) bronze ring; 14) pitcher; 15) iron element; 16) omega hooks; 17) cup-dipper in bronze (reproduced with permission from Cosentino et al., 2001).

2.8.2 The Orientalizing – Archaic period

All of the Samnite necropoleis studied here include an Orientalizing and Archaic phase (see Table 7.1 in Chapter 7, and Figure 2.3). Typologically, the main difference between the Orientalizing and the Archaic periods consists in the fact that in the later period local productions of pottery by Greek artisans are included in burials. However, the general funerary treatment remains similar; for the purpose of this research, the two periods were considered together.

Compared to the Early Iron Age, the emphasis is still on weapons for male burials, and on ornamentations for female burials. Tumuli tend to be rarer and smaller, and simple inhumation in a fossa, whether circled or not with stones or not, becomes the norm. Male burials still included weapons such as swords, daggers, spears and javelins. Maces were included in the richest burials, almost certainly as a reference to the cult of Hercules. Defensive equipment is extremely rare, and consists in a few findings of armor disks. Another characteristic of male Orientalizing-Archaic burials is the presence, although not common, of mountain equipment such as ski poles and studded soles (Figure 2.10 and 2.11) (Weidig, 2007). An iconographic example of paraphernalia typical of the elite is the statue of the Capestrano Warrior. This leader is depicted with a sword, a couple of spears, and an axe (this element is very rare, being present in only three burials included in this research). A knife is also present, which was probably used to hone the weapons. His defensive equipment consists in an armor disk held by straps, while his boots were kept in place by ‘*omega*’ hooks (D’Ercole and Cella, 2007a,b).

In Samnite areas closer to Greek colonies it can be recognized a decrease in the amount of weapons and a greater emphasis on symposium vessels such as big craters

(*kràteres*) (Tagliamonte, 1997). In contrast, among the mountain-dwellers Vestini, the emphasis on weapons is present until the Classic period.

Female grave goods continued to include ornaments such as rings, *armillae*, pendants, bronze belts, and hatpins. A partial statue of a woman was found close to the Castrano Warrior and confirms the importance of decorated bronze and amber disks (*kardiophylax*), bronze belts, pendants, and *armillae* in elite female paraphernalia (D'Ercole and Martellone, 2004; D'Ercole and Cella, 2007a,b). In addition, weaving instruments became more common, and their prevalence in rich burials seem to mark the economic importance of women in processing secondary products derived from herding (Figure 2.12 and 2.13).

In both males and females, the ceramic grave goods increased in number and variety in the Orientalizing-Archaic period, and include imported symposium equipment from Greek artisans: amphorae, pitchers, jars, and goblets (D'Ercole and Benelli, 2004). The pottery is often grouped in a niche at the feet of the burial.

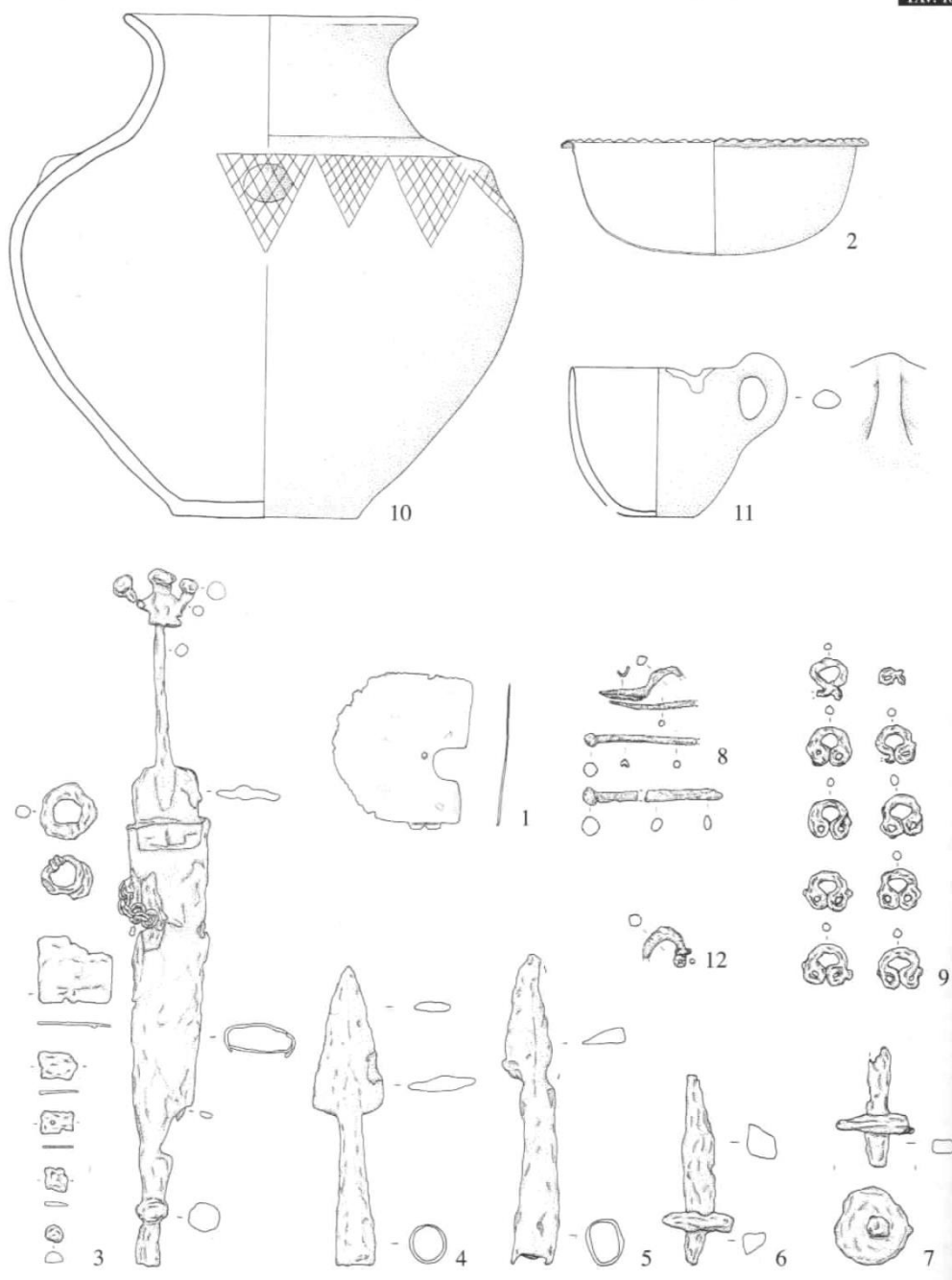


Figure 2.10 – Male grave goods of the Orientalizing-Archaic period: 1) razor; 2) bronze *bacile*; 3) dagger; 4,5) spear points; 6,7) ski poles tips; 8, 12) fibulae; 9) *omega* hooks for shoes; 10) big staple container, ‘*olla*’; 11) mug. Reproduced with permission from D’Ercole and Benelli, 2004.

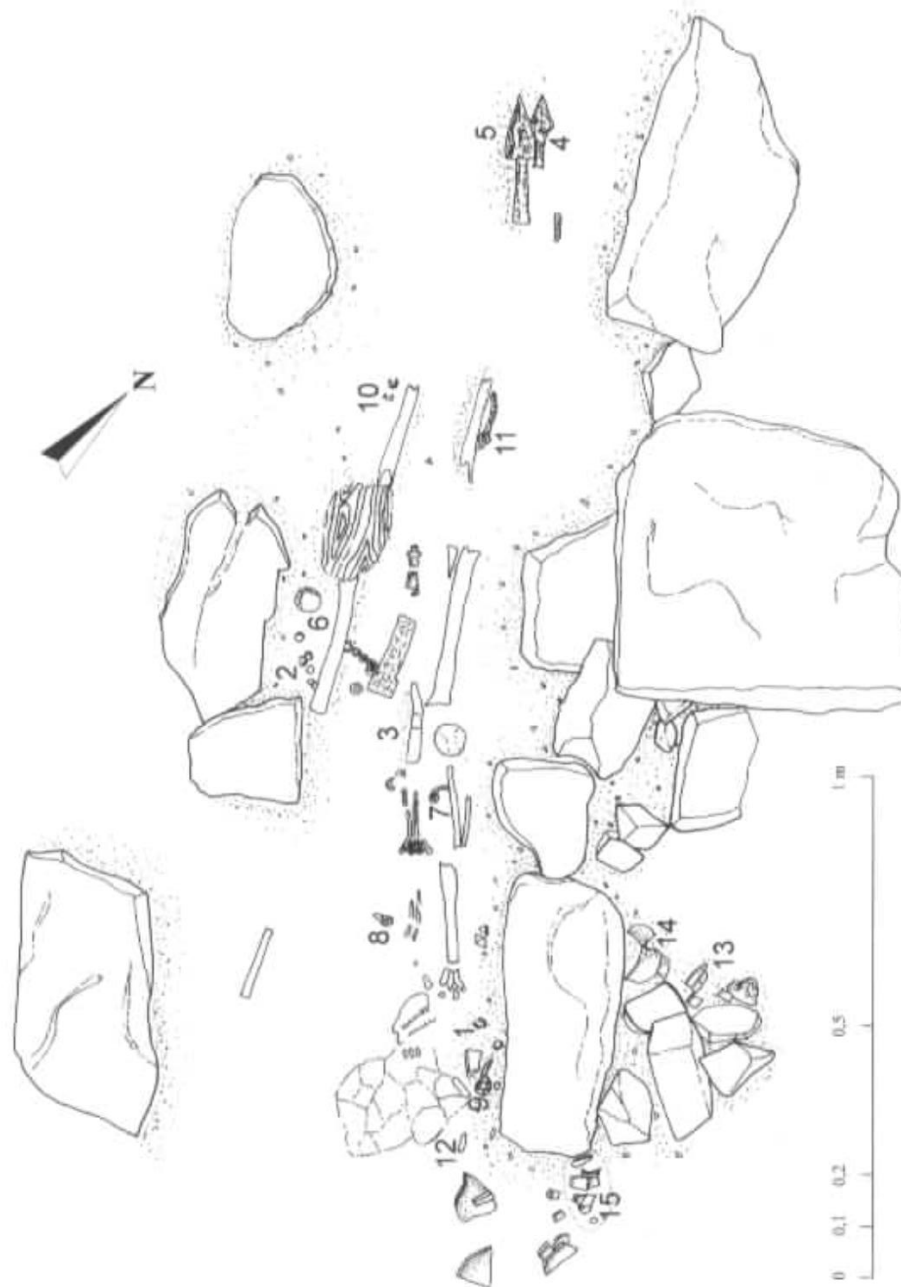


Figure 2.11 – Male burial from the Orientalizing-Archaic period of the Fossa necropolis: 1,2) digital rings; 3) bronze dagger; 4,5) spear points; 6) mace head; 7,8,9,11) *fibulae*; 10) *omega* hooks; 12) razor (?); 13, 14) amphorae; 15) *kantharos*, imported vessel. Reproduced with permission from D’Ercole and Benelli, 2004.

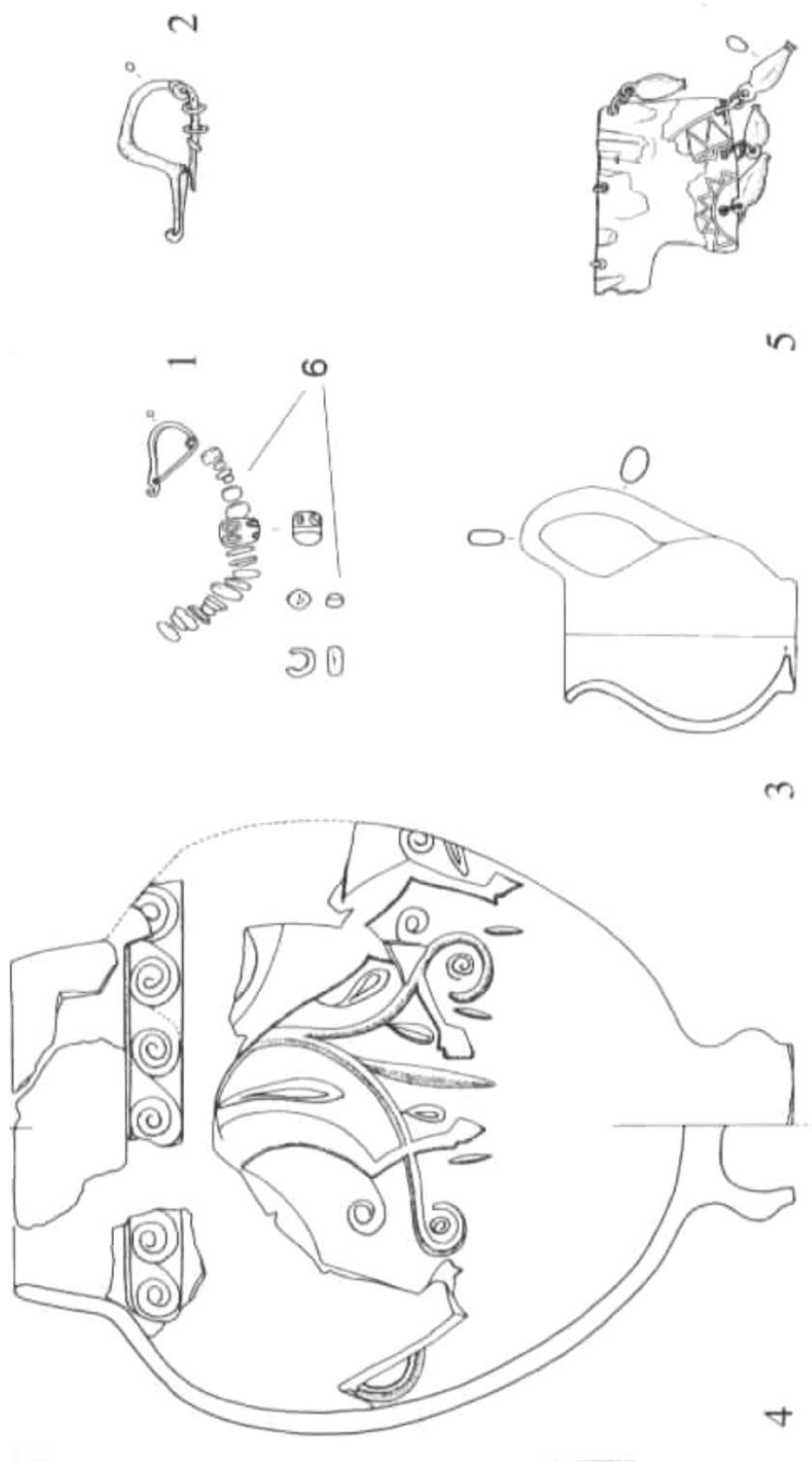


Figure 2.12 – Female grave goods of the Orientalizing-Archaic period: 1) necklace; 2) fibula; 3) jug; 4) amphora; 5) ivory pendant. Reproduced with permission from D’Ercole and Benelli, 2004.

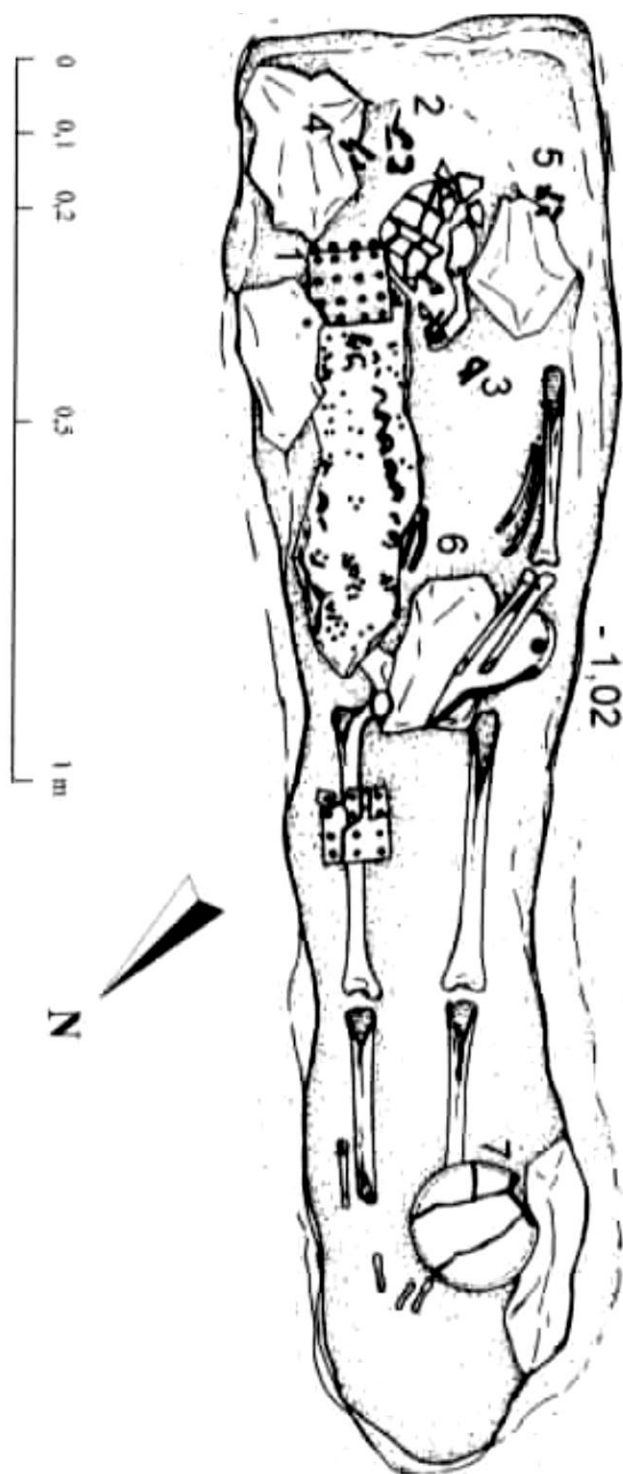


Figure 2.13 – Male burial from the Orientalizing-Archaic period of the Fossa necropolis: 1) bronze belt; 2,3,4) fibulae; 5) chainlet; 6) tweezers; 7) bowl. Reproduced with permission from D’Ercole and Benelli, 2004.

2.8.3 The Classic Period

In the fifth century, it appears that laws against excessive luxuries were issued, including also strict regulation of funerary behavior (D’Ercole and Martellone, 2004). As a consequence, the vast majority of the burials belonging to this period include very few or no grave goods (Copersino and D’Ercole, 2003). The typology of the grave goods present in this period is linked to the Orientalizing-Archaic period. Usually a spear point, a brooch, or a ceramic bowl is present.

2.8.4 The Hellenistic Period

In the Hellenistic period (from the fourth century BC until Romanization) funerary architecture and composition of grave goods changed radically. Burial patterns indicate that the society had developed a new concept of status display. Weapons disappeared from burial assemblages, as well as the strong characterization based on gender. All the burials seem to display the same concept of wealth, but to different degrees. Wealth was still displayed through the symposium imagery, and gymnastic activity, culture, and leisure substituted for warlike prowess (D’Ercole, 1989, 1990; Copersino and D’Ercole, 2003). The architectural component of funerary treatment became important. Rich burials were laid down in wooden caskets in a large fossa, and often a *dromos* – an access corridor – and a chamber made of stone slabs were present (Figure 2.14).



Figure 2.14 – Hellenistic chamber burial from the Fossa necropolis
<http://www.comunedifossa.it/Images/SANArcheo9.jpg>

Chambers were most likely family burials, because they were often re-utilized up to five times. In those cases, the skeleton and the grave goods of the previous occupant(s) were carefully moved on a side in secondary burials inside the chamber to make room to the new burial. Due to the virtual disappearance of weapons, the differentiation of grave goods on the basis of gender is much attenuated when compared to previous periods. Grave goods in women's tombs often include bronze rings, pendants, bronze mirrors, and glassware necklaces. Male tombs more often include tweezers and *strigili*, which were metal tools used to clean the skin from the sweat and oil mixed with dust during exercising. In fact, a new emphasis on grooming and care of the body appears in the Hellenistic period: tools related to athletic practices, frequentation of thermal facilities,

and cosmetic products (*balsamaria*, i.e. small ceramic or glass containers for ointments) are very common in grave assemblages for both sexes.

Pottery is present in virtually all of the burials with grave goods: in simple burials, it usually consists in a few plates and pots. In richer burials, a *panoplia* of instruments related to cooking and grilling (skewers, andirons, knives), illumination (oil lamps and metal stands), food containers (plates, pots, and *ollae*), and drinking vessels (jugs, cups, and goblets) can be found. Beside exercising, caring for the body, and banqueting, there were other ways the elite class wanted to display the refined way they spent their time: by including gaming equipment in their graves such as dices, pawns, and culture-related equipment such as inkpots and pen-nibs (Figures 2.15-18). Finally, the most luxurious grave good of the Hellenistic period, included only in the richest chamber burials, is the ivory mortuary bed (*lectus funebris*), examples of which have been found in several necropoleis from Abruzzo such as Bazzano, Capestrano, Fossa, and Navelli (Figure 2.19).

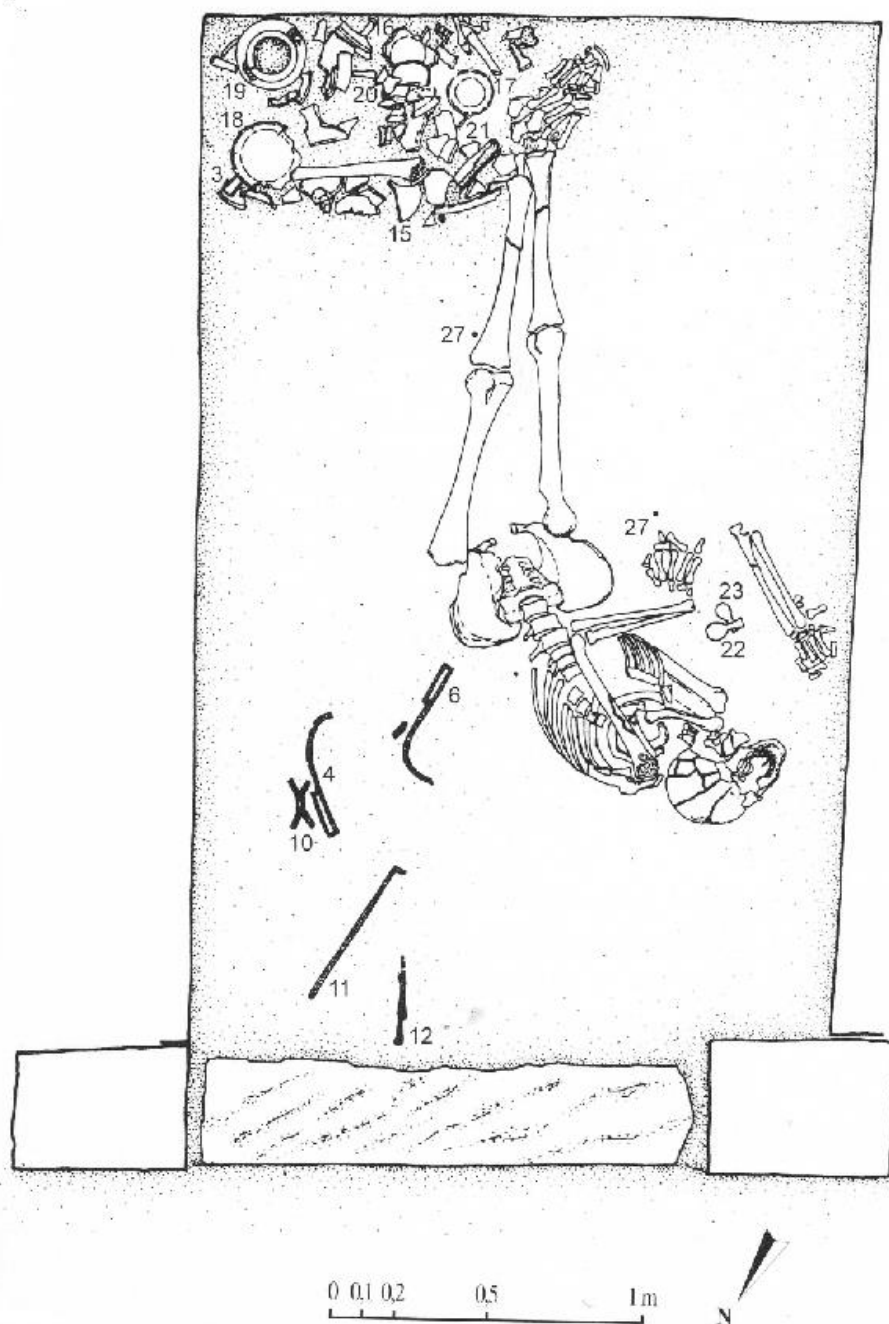


Figure 2.15 – Hellenistic chamber burial from the Fossa necropolis. Reproduced with permission from D’Ercole and Benelli, 2004.

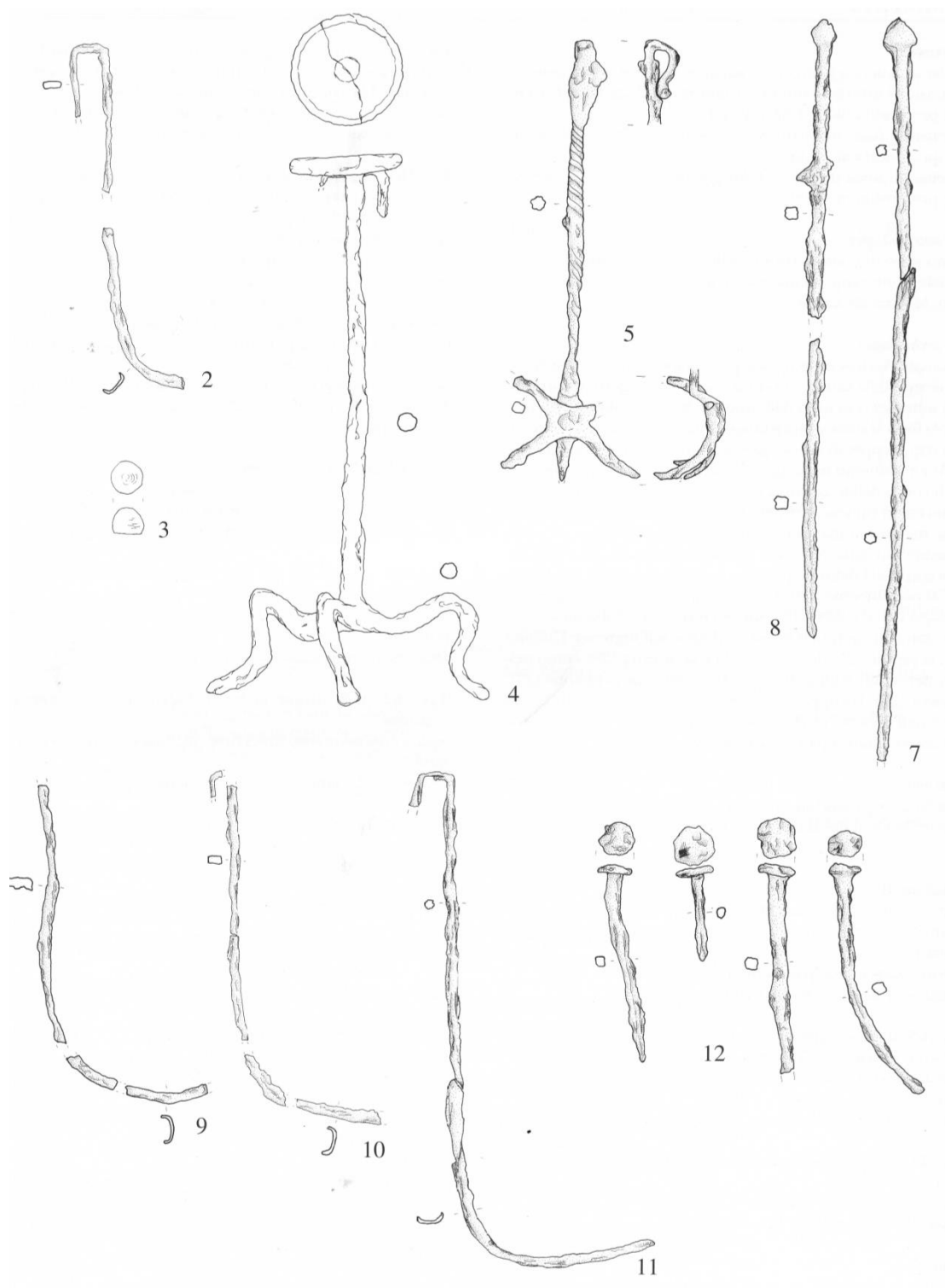


Figure 2.16 – Hellenistic grave goods: 1) fragments of bronze mirror; 2,9,10,11) *strigilis*; 3) game pawn; 4) tripod for oil lamp; 5) *kreagra* (carving fork); 6) knife; 7,8) skewer; 12) nails. Reproduced with permission from D’Ercole and Benelli, 2004.

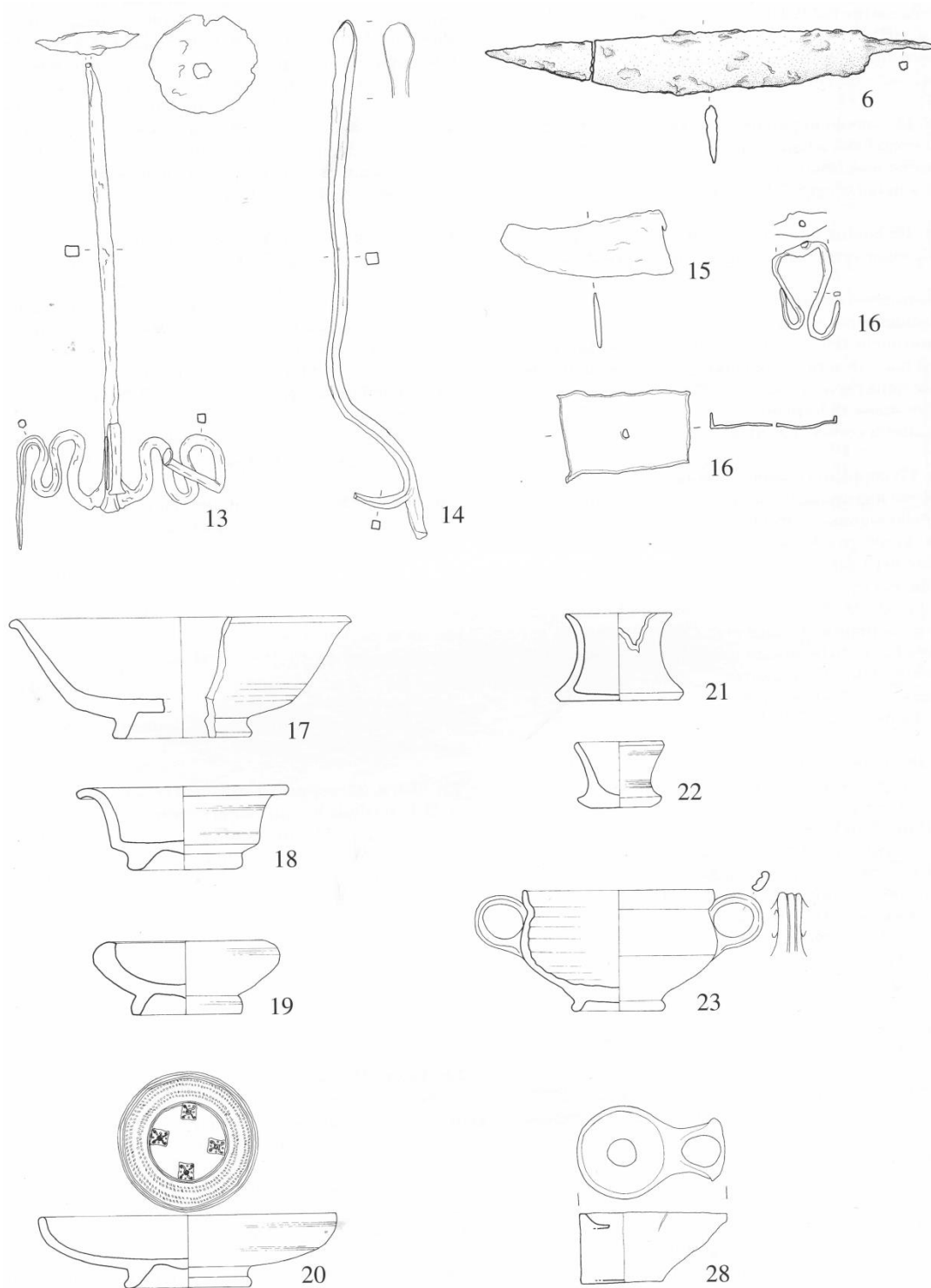


Figure 2.17 – Hellenistic grave goods from the burial on figure 2.17 (continued): 13) tripod for oil lamp (*thymiaterion*); 14) skewer; 15) knife; 16) lead fragment; 17,18,19) cup; 20) decorated board plate (*patera*); 21, 22) pyx; 23) goblet; 28) oil lamp. Reproduced with permission from D’Ercole and Benelli, 2004.

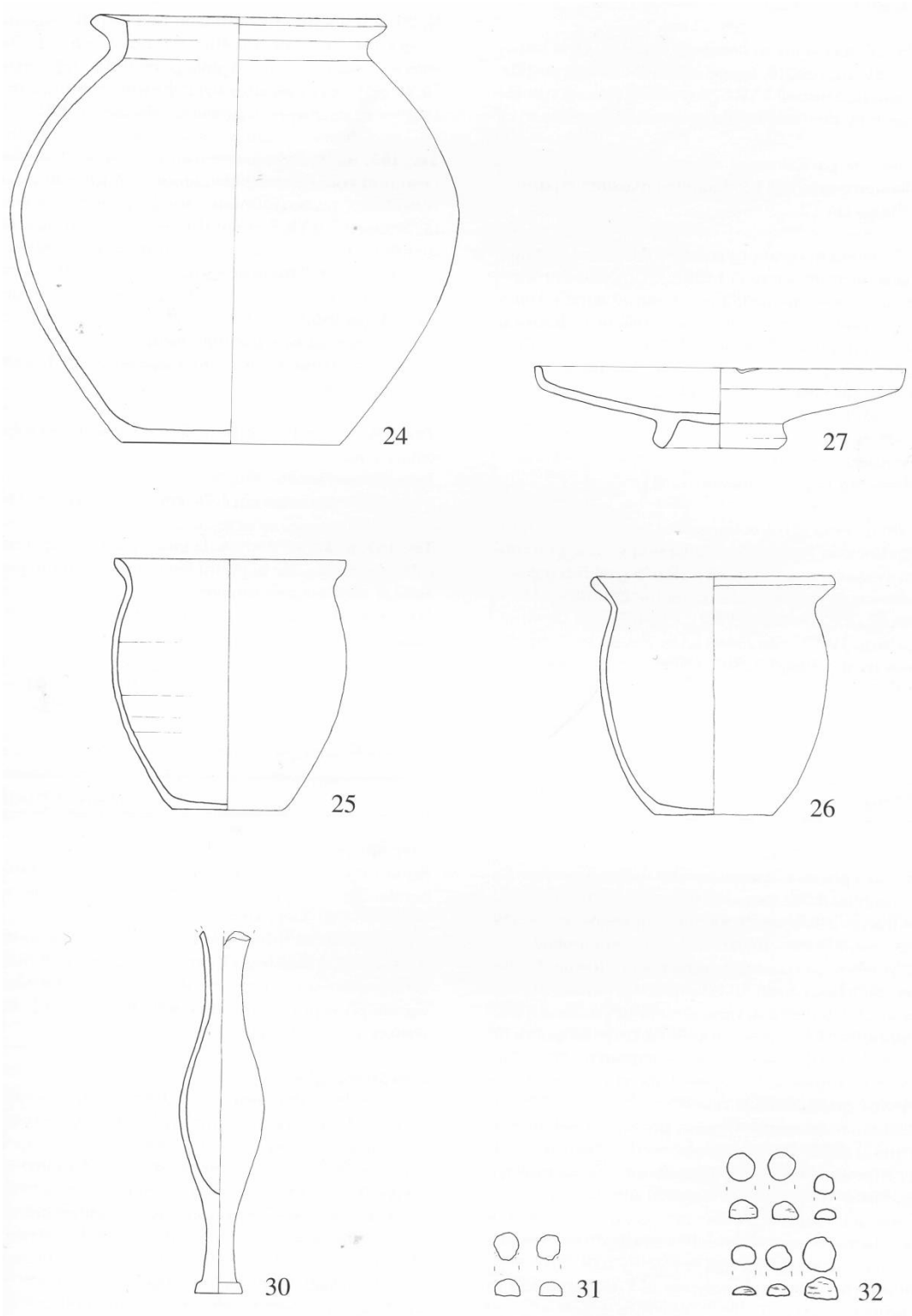


Figure 2.18 – Hellenistic grave goods from the burial on figure 2.17 (continued): 24) big staple container (*olla*); 25,26) staple container (*olletta*); 27) decorated board plate (*patera*); 29 – not depicted) fragments of oil lamp; 30) ointment container (*balsamarium*); 31,32) game pawns. Reproduced with permission from D’Ercole and Benelli, 2004.



Figure 2.19 – Hellenistic ivory mortuary bed (*lectus funebris*) from the necropolis of Fossa.

Chapter 3 - Theoretical Background

In this research, I correlate the numerous changes in societal organization and lifestyle that happened in the Iron Age with the skeletal biology of the Samnite people. Many of those technological, societal, and subsistence shifts occurred at a pan-European level. Certainly, not all the changes happened at the same tempo and mode everywhere, and a mosaic of different local patterns is expected. However, by integrating European Iron Age trends and general theoretical expectations with the local historical and archaeological information available for the Samnites, a number of specific expectations can be tested. Chapter 4 presents a schematic overview of the hypotheses that tested in this research; the present chapter provides a review of the theoretical framework from which those expectations are drawn.

In this chapter, the Iron Age sample will be approached from different theoretical perspectives in order to explore its potential contribution to various current debates. Data on stature will be analyzed in the context of the expected diachronic changes in health and nutrition which were the focus of much of past bioarchaeological research on agricultural adoption and intensification. The Iron Age sample will be compared with other samples drawn from earlier and later temporal periods and different subsistence economies in order to investigate in a diachronic fashion the effect of subsistence changes and technological improvements on mobility, general limb robusticity (mechanical strength scaled by body size) and upper limb asymmetry. The Iron Age sample will also be compared to previous periods by taking into account subsamples based on social status (as inferred from funerary treatment) in order to explore the effect of social stratification

on the distribution of skeletal robusticity between the various segments of the society. Sexual dimorphism will be analyzed in light of a more developed gender ideology, and labor specialization is expected to have an effect on the degree of variance of Iron Age skeletal properties compared to earlier periods.

Within the Iron Age, the sample was divided into three periods, corresponding to distinct shifts in funerary treatment: the Orientalizing-Archaic (800 – 500 BC, abbreviated as ‘O-A’), the Classic (500 – 400 BC, abbreviated as ‘V SEC’), and the Hellenistic (400 – ca. 0 BC, abbreviated as ‘ELL’). Among these subsamples, this research will test hypotheses based on the expectation of ever increasing social stratification, division of labor, and specialization. A change in gender ideology can be also inferred from a less differentiated funerary treatment in the latest period. Finally, within the Iron Age I will test a set of expectations on military organization and on the role of warfare in the development of early socio-political complexity.

3.1 Diachronic and cross-subsistence comparisons.

When studying the biological changes of past people, anthropologists have often assumed that the technological and subsistence changes from hunter-gatherers to modern industrialized people were accompanied by an increase in life expectancy and amelioration of health conditions. The main measurable factor that is consistent with this idea of ‘progress’ is the demographic increases that accompanied the subsistence ‘revolutions’ in our history, such as the shift to agriculture and the industrial revolution. Beginning in the 1960s, research indicated that the shift to agriculture may have actually involved a worsening in life expectancy and health conditions (Acsadi and Nemeskeri, 1970; Wells, 1975; Choen and Armelagos, 1984; Cohen, 1977, 1989; Larsen, 1995),

especially in dental health and in the incidence of infectious disease. In Israel, Smith and coworkers (1984a,b) found a rise in average age at death among adults from Mesolithic through Hellenistic and Roman period. However, this was accompanied also by an increase in the rate of pathologies such as enamel hypoplasia and *cribra orbitalia*, and a more widespread occurrence of pathological thinning of bone cortices. In Sudan, Martin and coworkers (1984, 1985) detected a decline in health and nutrition with the intensification of agriculture, and a worsening situation during episodes of political unification. In Iran, Rathbun (1981, 1984) claimed that Bronze and Iron age people show lower rates of infection when compared to earlier people from the same area, but high rates of enamel hypoplasia and *cribra orbitalia*. He concluded that the civilized state apparatus did not improve the reliability of the dietary base. In India, porotic hyperostosis and rickets are the most prevalent in the cities of the Harappan civilization than in preagricultural people, although enamel hypoplasia that was more prevalent in the Neolithic decreased thereafter (Luckas et al., 1983; Kennedy, 1984).

It should be noted that an increase in the incidence in adults of non-specific indicators of stress such as enamel hypoplasia does not necessarily mean a decline in average health conditions. The same result may be obtained through an increased survival rate of people that suffered stress early in life, which would indicate an amelioration of environmental conditions (Wood et al., 1992).

The term ‘well-being’ of an individual has been used (Wood, 1998, and comments therein) to include various variables used in past bioarchaeological research: a combination of life expectancy, nutritional status, and health. In this research, we will attempt to quantify the subsistence-dictated workload of the individual by considering the

general level of mechanical strength of the limb, simultaneously assuming that an increase in workload would negatively affect the ‘well-being’ of an individual. In the Iron Age, technological improvement such as the iron plow, the animal-driven plow, and deforestation using iron axes certainly made agriculture less physically demanding and more productive compared to earlier periods and facilitated unprecedented demographic growth (Boserup, 1965, 1975; Peroni, 1979, 1989; Collis, 1984; Wells, 1990; Guidi and Piperno, 1992). However, the increased potential for *per capita* gain was generally not realized: the combined effect of exploitation by elites and population growth tended to erase any gains from staple production (Richerson et al., 1996; Wood, 1998). It therefore appears that agrarian states have an evolutionary advantage over less complex forms of organization due to the fact that they can sustain a larger number of people and foster the development of aggressive and entrepreneurial elites. However, no improvement in the life conditions of the average person was attained by early states (Wood, 1998). Instead, the formation of the stratified society allowed for an unprecedented inequality in the distribution of ‘well-being’ of the population (Cohen, 1989; Wood, 1998).

Not all Iron Age societies had the same level of inequality. Among Orientalizing-Archaic Samnites, there is no archaeological evidence that suggests the applicability of a typical world-system model (Wallerstein 1974; Hall 2000). In this period there were no major settlements that may indicate the development of core-periphery dynamics, where the wealth would be concentrated by elites in urban centers, and the periphery would be exploited for raw materials and staple food. In general, the applicability of the model to non-capitalistic economies has been challenged (Hodos, 2006). However, the presence of an economy of prestige goods and the importation of foreign luxury pottery (which were

often removed from circulation by inclusion in burials) indicate the presence of an elite class that sustained itself on labor of the rest of the population, either through taxation or direct exploitation (Shelach, 2002). In Hellenistic times, the foundation of Roman colonies in the Samnite territory after the Third Samnite War had probably little effect on Samnite social organization, at least until the Romans understood that it was necessary to annihilate their rowdy neighbors to avoid continuous warfare (see Chapter 2). However, the foundation of colonies meant a more stringent taxation of the Samnite economy, and that certainly had repercussions on the amount of workload of the agricultural and pastoral segment of the society. In addition, large-scale warfare and the likely formation of a conscript army in the Hellenistic period further diverted labor force from staple production.

In this research, I use two variables as a proxy of the ‘well-being’ of the Samnites: 1) the adult average stature; 2) the general mechanical robusticity of the upper and lower limb.

3.1.1 Stature

Abundant evidence suggests that average stature is linked with environmental factors. The diachronic study of living populations in times of environmental stress demonstrates a relationship between early disturbances in growth due to infectious disease and malnutrition with adult stature (Fogel et al., 1983; Larsen, 1995, and references therein). Goodman and Martin (2002) note however that the study of adult stature suffers from a loss of sensitivity to environmental disturbances when compared to studies of subadult growth and development. This lack of sensitivity is due to the loss of the most stressed segment of the population (the subadults), and to the ability of the

individual to catch-up growth once environmental stress disappears. Several studies show stature decrease with the adoption of agriculture or agricultural intensification in prehistoric societies (Nickens, 1976; Larsen, 1982; Angel, 1984; Kennedy, 1984; Larsen, 1984; Meiklejohn et al., 1984; Perzigian et al., 1984), while other regions show increases in stature or no change (Cassidy, 1984; Cook, 1984; Rose et al., 1984; Ubelaker, 1984). Thus, there is not a general pattern: the change is determined by the contingent environmental factors of each population. Cohen and Crane-Kramer (2007) note that a decline in stature is generally present in earlier prehistory (with the adoption of agriculture) but the pattern is not consistent in later prehistory. After the adoption of agriculture, studies in Denmark and Germany demonstrated an increase in stature during the Iron Age, but a subsequent decrease in medieval times (Wurm, 1984; Bennike, 1985). Within the Iron Age, the increase in social complexity and urbanization is often assumed to have caused a decline in health conditions (Cohen and Crane-Kramer, 2007; Steckel and Rose, 2007).

It should be noted that analyzing average stature of populations in post Neolithic times may overlook a more complex patterning due to social stratification. Elites in stratified societies have a disproportionate access to critical dietary resources such as proteins (Vercellotti et al., 2011); this results in varied potential to attain full growth among social classes (Steckel, 1987; Cohen, 1989; Wood, 1998; Armelagos and Brown, 2007). The population-level increase in mean stature may be due mainly to an increase in the upper class, while the lower class does not show any improvement (see Fig. 21.1 in Armelagos and Brown, 2007). A measure of social status should be therefore taken into

account when comparing skeletal series, especially when there is evidence that different strata of the population may be buried in the same necropolis.

Chapter 7 – Results will compare the stature among Italian skeletal series from the Early Upper Paleolithic (abbreviated as ‘EUP’), Late Upper Paleolithic (abbreviated as ‘LUP’), Neolithic (abbreviated as ‘NEOL’), Iron Age (abbreviated as ‘O-A’, ‘V SEC’, and ‘ELL’), and medieval times (abbreviated as ‘MED’) (see Chapter 6 – Materials, for details on the comparative samples). Purpose of the comparison is determining whether the trends observed in previous research are replicated from Italian skeletal series; in particular I expect to find:

- 1) A significant decrease in stature from LUP to NEOL.
- 2) A significant increase in stature from the NEOL to the O-A, especially among individuals of higher social status (as inferred from grave goods analysis, see Chapter 5 – Methods).
- 3) A significant decrease in stature from the O-A sample to the ELL sample, due to an increase in social complexity and urbanization.
- 4) A significant decrease in stature from ELL to MED, due to further population packing and urbanization.

3.1.2 Activity levels

Long bones from industrial groups are consistently less robust (relatively less rigid or strong) than agriculturalist and foraging groups (Ruff et al., 1993), reflecting a decrease in the mechanical load on the skeleton. No general pattern of changes in robusticity (mechanical bone strength scaled by body size) has been documented in those studies concentrating on the adoption or intensification of agriculture (Ruff et al., 1984;

Bridges, 1989; Ruff, 1999, 2008; Bridges et al., 2000; Wescott, 2006). Some studies found a decrease in relative long bone strength, particularly in males (Ruff et al., 1984; Brock and Ruff, 1984; Ruff and Larsen, 1990; Larsen et al., 1995), while others documented an increase in female humeral robusticity, especially on the left side (Bridges, 1989), or an increase in humeral robusticity in both sexes (Ogilvie and Hilton, 2011). This suggests that changes in workload from foraging to farming are dependent on contingent environmental and cultural factors. However, studies on populations after colonization contact demonstrate that an increase in workload due to agricultural intensification may result in increased bone mechanical strength (Larsen and Ruff, 1994; Larsen, 1997). A relevant comparison should be therefore between Iron Age people and other groups practicing less intensive form of agriculture. The only study comparing the mechanical competence of the bones of Iron Age people with earlier Neolithic people (Sparacello et al., 2011) could not evidence significant differences in humeral and femoral robusticity, in both males and females. The only limb segment that had a significant decrease in robusticity was the tibia in males. However, tibial robusticity is more correlated with mobility patterns (Stock, 2006) and will be discussed in a following section. Contrarily to the expectations of Boserup's model (Boserup, 1965, 1975), the intensification of agriculture did not result in increased mechanical robusticity. However, intensification can be obtained in several ways: it is possible that the result was due to a combination of increased workload and technological improvements (see Brookfield, 1984). Moreover the principle of Least Effort in Boserup's model has been widely criticized (Morrison, 1994). However Sparacello et al (2011) did not take into account status in the Iron Age sample. It is possible that the effect of increased workload induced

by agricultural intensification is apparent only in the lower strata of the population. Higher status individuals probably enjoyed a less physically demanding lifestyle, as observed cross-culturally (Hatch et al., 1983). Jacobs (1985) compared diaphyseal strength (based on external measurements) in Russian Mesolithic skeletons and evidenced a lower level of humeral and femoral robusticity in the individuals with artifactually 'richest' graves. However, no difference across social strata (inferred from funerary treatment) was detected in the incidence of biological indicators of stress (*cribra orbitalia*, Schmorl's nodes, enamel hypoplasia, and stature) in a sample of Italic people from Pontecagnano, which most likely included a significant portion of Samnite immigrants (Robb et al., 2001). This research uses the cross-sectional geometry method (CSG; see Chapter 5 – Methods for a detailed explanation of the variables used) to determine the mechanical competence of long bones. I expect:

- 5) A significant increase in average humeral and femoral robusticity from NEOL to the Iron Age people of low status (in both sexes).
- 6) A significant decrease in average humeral and femoral robusticity from NEOL to the Iron Age people of high status (in both sexes).

3.1.3 Mobility

Variation in mobility alters bending patterns and frequency on the midshaft femur and tibia (Ruff and Hayes, 1983; Brock and Ruff, 1988), resulting in changes in CSG diaphyseal robusticity and shape. Archaeological and anthropological studies suggest that the agricultural revolution involved a significant decrease in mobility (Coehn and Armelagos, 1984; Cohen, 1989; Larsen, 1995, 1997; Stock and Pinhasi, 2011). Accordingly, comparisons between hunter-gatherer and later farming populations from

the same area indicate a pattern of decreased lower limb diaphyseal robusticity and increased cross-sectional circularity (Ruff et al., 1984; Ruff, 1987; Bridges, 1989; Larsen and Ruff, 1994; Ruff, 1999; Bridges et al., 2000). However, in certain settings the introduction of agriculture did not involve a marked decrease in mobility. Previous studies of the Neolithic population from Liguria have found diaphyseal parameters, at least in males, which are similar to the ones shown by late Paleolithic hunters from the same area (Marchi et al., 2006; Marchi, 2008; Sparacello and Marchi, 2008). These results have been explained as a consequence of a subsistence strategy mainly relying on pastoralism on mountainous terrain.

The Iron Age population studied here had a subsistence pattern that included agriculture and pastoralism, and dwelled in a mountainous area. Although these are the same subsistence activities and terrain as the Ligurian Neolithic people, this study expects to detect a significant decrease in mobility in the Iron Age. The subsistence of the Iron Age was more focused on agriculture; although wool and dairy products were an important part of Samnite subsistence, it is expected that herding was performed by a smaller, specialized subset of the population when compared to the Neolithic (Bonte, 1981; Chang and Koster, 1986, Robb, 1994a). Previous research on the Samnite series from Alfedena supported these expectations (Sparacello et al., 2011). This study should confirm the result by comparing the Iron Age samples with the Neolithic sample from Liguria (NEOL). I expect:

- 7) A significant decrease in CSG parameters related to mobility (tibial robusticity, and femoral and tibial cross-sectional shape) in the Iron Age males and females when compared to NEOL.

3.1.4 Humeral asymmetry

The CSG humeral lateralization index (or humeral bilateral asymmetry) quantifies the higher mechanical strength of the dominant arm, because of its preferential use in stressful activities. Average upper limb asymmetry is one of the variables that can be best linked to specific stressful activities that are commonly performed by a large subset of the population (Churchill, 1994; Trinkaus et al., 1994; Churchill et al, 1996, 2000; Marchi et al., 2006, 2011; Shaw and Stock, 2009b). Previous research on Alfedena Samnites provided evidence of a high level of asymmetry that was interpreted as dictated from the frequent use of unimanual weaponry such as swords, daggers, and spears (Sparacello et al., 2011). In this research, I compare the Iron Age samples with the Ligurian Neolithic people. Previous studies (Marchi et al., 2006, 2011; Sparacello and Marchi, 2008) have shown that Ligurian Neolithic males have a remarkable level of humeral asymmetry, indicating that their subsistence economy required a great deal of mechanically stressful unimanual tasks. These tasks were identified as cutting down trees and in the use of small hatchets to systematically pollard trees in order to procure fodder for the herds. Further comparisons within the Iron Age that take also into account social class will be discussed in the appropriate following section. In the Orientalizing-Archaic, weapons are common in male grave goods assemblages. Based on a simple association between weapon-presence and their use, the expectations would therefore be:

- 8) Higher humeral asymmetry in O-A males when compared to Neolithic males.

Neolithic females from Liguria have much lower humeral asymmetry than the values shown by sedentary modern samples. This has been attributed to daily stressful activities such as the use of bimanual stone querns for cereal grinding (Marchi et al.,

2006; Sparacello and Marchi, 2008). In the Iron Age, the use of animal-driven rotary querns for cereal grinding was introduced (Haselgrove, 1999; Lynch and Rowland, 2005), which suggests that the use of manual stone querns was a less common activity by that time. Thus I expect:

- 9) Higher humeral asymmetry in Iron Age females (from both the O-A and ELL periods) when compared to Neolithic females.

3.1.5 Sexual dimorphism

In this study, sexual dimorphism in skeletal robusticity is used as a proxy to determine the gender-based division of labor among Samnites. However, in addition to inherent methodological limits (in osteology, the variability of pelvic and cranial morphology has to be simplified into limited number of diagnostic types), sex determination is greatly affected by the state of preservation of the skeletal material. In this research, I attempted to minimize the number of ‘undetermined sex’ individuals by cross-referencing multiple methodologies (see Chapter 5 – Methods). Though, the risk of misattribution remains. One of the methods used to attribute sex was including the archaeological sex into the determination. The gender determination of grave goods is based on a series of culture-specific attributes that are assumed to faithfully reflect the gender of the deceased; in the case of the Orientalizing-Archaic period, weapons for men and weaving implements (spindle-whorls, spools, needles, etc.) and ornaments for women. It should be noted that the division of Italic Iron Age burials into ‘warriors’ and ‘weavers’ relates to the gender of the funerary treatment, but sometimes may not correspond to the biological sex (Vida Navarro, 1992). A limitation of this research is therefore the absence of distinction between biological sex and gender. Although this

study acknowledges that gender is not fixed, but rather something that is negotiated, transacted or performed (Whitehouse, 2001), I believe that the analysis of this aspect among Samnites would need a specific research effort that exceeds the purpose of this investigation. For the sake of looking at general trends of differences in activity between genders, I believe that the possible misattribution of some individuals in the wrong gender category may fall within the realm of data collection errors (an example would be the individual Bazzano 897, which has a fragmentary pelvis that seems to indicate a female individual, while the grave goods consist of an axe, a masculine status weapon that is depicted in the statue of the Capestrano Warrior. The individual has been recorded as a possible male). Besides, although there is a genetic component in skeletal robusticity (Pearson and Lieberman, 2004), this study mainly analyzes bone properties that are plastically adapted to their (possibly gender-determined) mechanical environment. To a certain extent, a biological male with a female social gender or a biological female with a male social gender will express the skeletal traits determined by the activity patterns of their respective social genders, and activity is the subject of this research. Moreover, it is not possible to exclude that the discrepancy between ‘funerary gender’ and ‘biological sex’ may be due to an error in the attribution of the biological sex, especially when the diagnostic material is fragmentary.

Iron Age Samnites are compared to Neolithic people to understand how social structure affected sexual dimorphism. Gender ideology appears to have been poorly developed in the Neolithic (Morter and Robb, 1998; Robb, 1994b, 1997a,b, 2007). Pluciennik (1998) has proposed that a male-female dichotomy was not a basic system of categorization in these societies; Neolithic culture probably maintained ‘balanced,

complementary cognitive oppositions between male and female' (Robb, 1994b: 29): female symbols focused on the body, while male symbols focused on hunting. In contrast, Whitehouse (1984, 2001) has argued that the existent symbolic and ideological gender complementarity may have actually been accompanied by marked gender asymmetry in the lived experiences of actual men and women. Accordingly, some evidence of gender-based use of space consists in male-associated imagery located in the periphery of occupational areas, while the female focus appears to have been in villages. This may be associated with males having greater emphasis on mobile, outdoor activities such hunting and herding, while females were more involved in activities performed close to the village, such as food processing, gathering, and agriculture. This is consistent with research showing higher mechanical indicators of mobility levels in Neolithic males (Marchi, 2006, 2011; Sparacello and Marchi, 2008).

During the Copper and Bronze Ages there is greater evidence of the development of a gender hierarchy with a dominant male ideology based on warlike prowess (Whitehouse, 2001). In addition to the anatomical symbolism, females began to be characterized by necklaces, and males are symbolized by weapons. This process culminated in the Iron Age, when the emerging social hierarchy further entrenched gender asymmetry: the aristocratic stratification was held together by moral coalitions strongly based on class and gender (Robb, 1994b, 1997a,b). By this time, it is possible to distinguish elite women from lower-class women, as well as from men of the respective classes (Whitehouse, 2001). Women are no longer symbolized by anatomy, but by ornaments (dress and jewelry) and spinning and weaving equipment (Salmon, 1967; Torelli 1986; Bietti-Sestieri, 1988, 1993; Bartoloni 1988; Bergonzi and Von Eles Masi

1988; Vida Navarro, 1992; Robb, 1994b, 1997a,b); male symbolism continued to be based on warfare prowess. In addition, the iconography suggests that males took care of all the activities that involved keeping animals, including plough agriculture (Ehrenberg, 1989). The feminine role in such a gendered society ideally consisted of performing fine handiwork and wool spinning in chaste seclusion (Robb, 1994b, 1997a,b). However, only a small subset of wealthy women could have afforded to perform such light work (Robb, 1994b), and only a small subset of males could afford the expensive war paraphernalia (assuming an aristocratic army in the Orientalizing-Archaic); most people followed a rough peasant life (Salmon, 1967). Thus, the analysis of sexual dimorphism incorporates social class differences in the section 3.2 ‘expectations within the Iron Age’ section (see below).

Based on the above framework, I expect:

- 10) Higher sexual dimorphism in the Orientalizing-Archaic period. A statistically significant and higher percent difference when compared to the Neolithic will be present in the robusticity of the upper and lower limbs, in mechanical indicators of mobility, and in the level of humeral asymmetry.

3.1.6 Variability of activities

The increase in social complexity and stratification that developed in the Iron Age led to craft specialization and unequal distribution of labor (Hatch, 1983; Collis, 1984; Brumfiel, 1987; Kristiansen, 1987; Costin, 1991, 2001; Cunliffe, 1994, 2008; Costin and Wright, 1998; Kristiansen and Rowlands, 1998; Henrich and Boyd, 2008). This is expected to have had an effect on the variability in type and intensity of the activities performed by the Iron Age population. Neolithic societies virtually lacked indicators of

social hierarchy (Guidi, 2000; Robb, 2007); Robb (2007) proposed that Italian Neolithic social organization was egalitarian and heterarchical, based on qualitative differences between persons and their activities, and without evidence of competition for prestige or shared hierarchical status system. Carrying out every day's subsistence activities shaped the individual and signaled his relationship with his society. Subsistence itself was the process perpetuating the social structure over time: subsistence practices served 'as social reproduction' (Robb, 2007: 219). This social system implies that everybody was more or less equally involved in a set of similar tasks related to a simple subsistence economy. In both Ligurian Neolithic people and Samnites, the staples of the subsistence economy were pastoralism and agriculture; however among Samnites a greater number of specialized activities is expected to be performed by subsets of the population: most of the people will be farmers, and some will be specialized herders, craftsmen, blacksmiths, or warriors. Given the strong gender ideology present in the Iron Age (see above), which assigned women to sedentary household chores, the variability in activity is expected to be detectable mainly in the male samples.

I therefore expect:

- 11) Higher variability (significantly higher Coefficient of Variation) in all bone mechanical properties (upper and lower limb robusticity and shape, and humeral asymmetry) in the Iron Age samples when compared to the Ligurian Neolithic people, especially in males.

3.2 Expectations within the Iron Age

Over time, anthropologists have produced a ponderous body of theory on the development of the state. Most of early research attempted to create overarching theories

by proposing that societies passed through a series of stages in their evolution from egalitarian societies to states, passing through the chiefdom stage as an intermediate (e.g. Carneiro, 1970; Service, 1978; see reviews in Kristiansen, 1993, 1998; Stein, 2001; Guidi, 2002; Yoffee, 2004; Bossen, 2006; Feinman, 2008). This approach has been criticized for its deterministic, functionalistic, and supra-historical nature (Gledhill, 1988; Stein, 2001; Yoffee, 2004). Moreover, much of the debate is rendered almost impenetrable due to lack of a common language among scholars when defining stages and agents of sociopolitical change. In the last decades, research has shifted their focus away from attempts to generate and test explanatory models for state development and researchers have placed a new emphasis on understanding the various possible trajectories of change, and how different societies actually functioned (Stein, 2001; Yoffee, 2004).

Researchers have identified a high degree of synchronic variation in key aspects of stratified polities such as craft specialization, urbanism, and state organization. In such a varied scenario, it is difficult to make more than general expectations: within each period, it is expected that stratification will affect the division of labor, and that the lower class performed the most physically wearisome productive tasks. Over time, the factors that led to inequality are expected to exacerbate stratification of the society, population growth, and agricultural intensification. It is uncertain, however, whether agricultural intensification aggravated the poor conditions of the lower class through an increase in their labor input, or whether intensification was attained through other means (Morrison, 1994).

A diachronic analysis of early states should also focus on possible shifts in power relationships and the conditions that allowed for these major transformations (Stein, 2001). This kind of research has been rare because it is difficult to identify power relationships and their alteration in the archaeological record. Stein (2001) proposes to do so by integrating textual (historical) and iconographic evidence with the archaeological record.

This research integrates historical, iconographic, and archaeological information with the skeletal record. I analyze changes in activity along the trajectories of time, class and gender. Diachronic changes in power relationships are expected due to the archaeologically and historically inferred passage from a chiefdom/paramount chiefdom to an early state. The alteration of power relationships is inferred by diachronic changes in activity levels between the upper and lower class, and by reconstructing the military organization in the three Iron Age periods. How the Samnites fit into a classic theoretical framework – whether warfare had a role in the development of sociopolitical complexity – is also subject of investigation.

3.2.1 Stature and activity levels

The presence of ruling elites among Samnites of the Orientalizing-Archaic has been discussed above. I assume that the presence of stratification implies an unequal distribution of labor among the segments of the society (Henrich and Boyd, 2008), with the elites shielded from hard peasant work. This should be reflected in biomechanical parameters (e.g. Hatch et al., 1983). Accordingly, expectations (4) and (5) imply that I will find a significant difference in average humeral and femoral mechanical strength between the higher and lower status groups of the O-A sample. Predicting how the

‘political economy’ (*sensu* Stein 2001:356: ‘the relationship between political organization and the social organization of production, exchange, and consumption’) changed over time is less straightforward. Reviews of the studies on the development of social inequality (Hayden, 2001) and craft specialization (Costin, 2001) either consider the trajectories of change until the chiefdom stage, or analyze the characteristics of stratified societies without making a clear distinction between chiefdoms and states. The difference between chiefdoms’ and states’ power systems is both qualitative (due to a shift in power relationships from kin-based to appointed-based) and quantitative (marked by increased surplus production and control, territorial expansion, demographic expansion, urbanization) (Carman and Harding, 1999; Stein, 2001; Yoffee, 2004). While the qualitative aspect most likely had little effect on the amount of labor imposed on the productive sector of the society, the quantitative factor may result in agricultural intensification and increase in workload (Boserup, 1965, 1975; Turner et al., 1977).

In the Samnite world, evidence for demographic expansion with the Hellenistic period consists of the ever increasing number of sites, a greater uniformity in grave goods across different Italic people (which hints at a greater degree of contact and exchange), and the formation of urban centers (Copersino and D’Ercole, 2003; D’Ercole and Martellone, 2007). Grave goods of the Hellenistic period show a greater numerical, typological, and architectural differentiation between rich and poor assemblages; despite the historical accounts of the development of a democratic polity, this suggests an even greater distance between the lifestyles of the elites and of the lower class. Based on this, it can be expected that the difference in nutrition, environmental stressors, and physical

activity that are expected for the Orientalizing-Archaic period will be exacerbated in the Hellenistic period. This should have an effect on both stature and limb robusticity.

I expect:

- 1) The difference in stature between individuals with high versus low status, within sex, will be higher in the Hellenistic period when compared to the Orientalizing-Archaic period.
- 2) The difference in average humeral and femoral robusticity between individuals with high versus low status, within sex, will be higher in the Hellenistic period when compared to the Orientalizing-Archaic period.

On the other hand, there are a number of factors that may undermine the theoretical bases of this expectation for levels of activity. Research has pointed out how early states may often have been non-centralized entities. Thus, variability in life conditions among state, urban, and rural organization was present due to a limited influence of the state power on the broader society (Gledhill, 1988; Brumfiel, 1992, 1994; Stein and Rothman, 1994; Yoffee, 1995). This caveat may be particularly relevant among Samnites, who appear to have had a long tradition of decentralized social organization. It is therefore possible that the shift from a chiefdom society to a decentralized state did not have a marked impact on the political economy of this people. Another possibility is that the expected increase in surplus production required by a more structured society was not attained through an increase in labor input. Intensification can happen through various means, for example by relegating a greater portion of the population to staple production. Related to this point is the fact that population pressure may not directly translate into agricultural intensification (Morrison, 1994). For example population pressure can be

relieved through territorial expansion. This seems to have been an important factor among Samnites, who had a tradition of reacting to population growth through migrations (the *ver sacrum* tradition) and began expansionistic warfare towards the end of the Classic period (fifth century BC).

Other confounding factors related to the difference in activities between the upper and lower social classes, at least in the male subsample, are weapon training and leisure activities. In the Orientalizing-Archaic, there is evidence suggesting that weapon training and use was more common among elites (D’Ercole, 1989, 1990, and see below). In the Hellenistic period, the great abundance of instruments related to physical activity in grave goods (*strigili*) suggests the pursuit of an active life by the elites. Both weapon training and gymnastic activities, especially if performed early in life, should result in mechanically robust limb bones. The difference in skeletal properties between the lower and upper classes may be therefore more qualitative (i.e. differences in ratios indicative of the types of activity, including bilateral asymmetry, upper and lower limb shapes) than quantitative (i.e. differences in overall mechanical strength). In this context, it is possible that the female subsample will be more informative: although the culturally celebrated ideal was to relegate women to household activities, it is likely that females of the lower classes experienced a hard working peasant life (Salmon, 1967; Robb, 1994b, 1997a,b).

3.2.2 Mobility

The intensification of agriculture results in increased sedentism, which has biological consequences (Kaiser and Voytek, 1983; Testart, 1982; Hitchcock, 1982; Hitchcock and Ebert, 1984; Larsen, 1997; Douglas and Pietrusewsky, 2007). Mobility in past populations is one of the most studied aspects of biomechanical research (see above,

and Chapter 5 – Methods). However, some aspects of the effects of mobility changes on CSG parameters are still debated (Pearson et al., in press; Sparacello et al., in press). In this research, a major decrease in mobility is expected between the Neolithic and the Iron Age (see above); within the Iron Age, it is unclear whether increased sedentism will have a detectable effect on CSG indicators of mobility, especially on the femur. The tibia, whose mechanical strength is correlated with mobility levels (e.g. Stock, 2006), and whose shape is far from circularity, may be more informative in this context. The tibial shape is less reliable than other indicators of mobility, due to the concomitance of various confounding factors in determining this variable (Shaw and Stock, 2009a; Marchi et al., 2011; Sparacello et al., in press). However, comparing people settled in the same environment may minimize those confounding factors. When taking into account status, mobility levels should be higher in the most active segment of the population, which should be the lower class. However, the same confounding factors described in section 3.2.1, i.e. warrior training and gymnastic activities may significantly influence mobility levels in the upper class.

I therefore expect:

- 3) Both the Orientalizing-Archaic and the Hellenistic samples will show low values in CSG parameters related to mobility (tibial robusticity, and femoral and tibial cross-sectional shape). Increased sedentism should result into a significant decrease in tibial CSG parameters (robusticity and shape) related to mobility.
- 4) Within each Iron Age period, the individuals of the lower classes should show higher values in CSG parameters related to mobility.

3.2.3 *Humeral asymmetry*

Previous research on the Samnite sample from Alfedena evidenced a high level of humeral asymmetry, which was attributed to weapon training (Sparacello et al., 2011). The presence of weapons in Orientalizing-Archaic male burials and the Iron Age ideology based on male warlike prowess, led to the expectation of a high average humeral asymmetry in male skeletal remains from this period (expectation 7). In the Hellenistic period, weapons virtually disappear from the burial assemblages (Copersino and D'Ercole, 2003); at the same time, the Hellenistic period saw the initiation of large scale expansionistic warfare (see Chapter 2 – Archaeological and historical background). The change in scale and purpose of warfare probably implied the development of a standing army whose members were drawn from the lower classes (see below). This suggests that the use of weapons was on average not less common in the Hellenistic period. However, there are two factors that lead us to hypothesize a decrease in humeral asymmetry among males in the Hellenistic period. First, the conscript soldiers were individuals that probably began weapon training at a later age, and in a less intensive way, than the earlier Orientalizing-Archaic aristocratic warriors. Second, it is possible that a preservation bias took place: conscripts who died in battle were probably buried close to the battlefield, while we can hypothesize that elite individuals who were slain during earlier smaller scale (and more local) conflicts were transported back to their settlements. Since all the individuals studied here belong to necropoleis in the heart of Samnite territory, it is likely that people killed in distant battles are underrepresented.

I expect:

- 5) A significant decrease in male humeral asymmetry in the Hellenistic period when compared to the Orientalizing-Archaic.

3.2.4 Variability of activities

Craft specialization is a key factor in the political economy of complex societies. Studies of specialization have explored how craft production changes in relation to increasing cultural complexity. It appears that a first push towards specialization is due to the production of prestige goods for chiefly elites (Earle, 1991). In a state, the development of mass-produced utilitarian crafts leads to further specialization (Rice, 1981, 1991). Therefore, the intensification of craft specialization is considered a characteristic of all states (Brumfiel and Earle, 1987a; Clark and Parry, 1990; Costin, 1991). Studies have shown how the degree economic specialization in rural areas devoted to large-scale agropastoral production can be substantial (review in Costin, 2001; Stein, 2001).

I expect:

- 6) Higher variability (significantly higher Coefficient of Variation) in all bone mechanical properties (upper and lower limb robusticity and shape, and humeral asymmetry) in the Hellenistic samples when compared to the Orientalizing-Archaic samples, especially in males.

3.2.5 Sexual dimorphism

The expectations of diachronic changes in sexual dimorphism are connected to previous expectations of changes in activity levels, mobility and humeral asymmetry. In addition, as described in section 3.1.5, the Iron Age stratification was based on class and

gender (Robb, 1994b, 1997a,b). In order to obtain a better depiction of differences in activities between sexes and of their diachronic trends, it is necessary to divide the sample by social class. I expect the sexual dimorphism in the lower class to be mainly influenced by agricultural activities and intensification. In the Iron Age, agricultural activities were largely assigned to men (Ehrenberg, 1989). The dimorphism between sexes should consist primarily in activity-related humeral and femoral mechanical robusticity, and a further divergence in average values is expected in a context of increased labor input.

I expect:

- 7) Significant sexual dimorphism in average humeral and femoral robusticity in both the Orientalizing-Archaic and the Hellenistic periods. The percent difference in these values should be higher in the Hellenistic period.

However, as already noted intensification can be attained through different means, and it is even possible that a greater involvement of women in agriculture was one of the strategies. In this case, sexual dimorphism would decrease.

The upper class is assumed to be shielded by stressful activities, thus the differences in robusticity between sexes should be lower than seen in the lower class. If one assumes that in the Orientalizing-Archaic high status individuals were involved in weapon training, differences between sexes are expected mainly in humeral asymmetry. In the Hellenistic period, this difference should disappear. I expect:

- 8) Significant sexual dimorphism in humeral asymmetry will exist in the Orientalizing-Archaic period, while in the Hellenistic period this value will not show significant differences.

Another expectation for sexual dimorphism derives from the expected decrease in mobility between the Orientalizing-Archaic and Hellenistic periods (section 3.2.2). Given the emphasis on outdoor activities in males, and on household activities in females, I expect this change to affect mainly the male component of the population:

- 9) Sexual dimorphism in tibial robusticity, and in femoral and tibial shape should be higher in the Orientalizing-Archaic period than in the Hellenistic period.

3.2.6 Military organization

One of the main diachronic shifts in power relationships within Iron Age communities may be detected through a reconstruction of military organization. In Mediterranean Europe, the transition from the Orientalizing-Archaic to the Hellenistic period saw major changes in the scale, frequency, and degree of organization of warfare (Boatwright, 2004). This affected the relations between the emerging polities, but it is also an indicator of a shift in political and social organization that altered the role and power of aristocracies within Iron Age communities. In the Hellenistic period clear evidence is available that some polities (including Samnites) made war in a highly organized and large-scale manner, with large armies fighting pitched battles for the purpose of territorial conquest (Bradley, 2000; Boatwright, 2004; see Chapter 2). Before this date, scholars suggest that simpler and less structured forms of warfare prevailed, consisting of raiding and looting nearby communities for revenge, booty, or social and political prestige (Salmon, 1967; Boatwright, 2004; Claessen, 2006). At this stage, which can be identified as a chiefdom stage, warriors served not as members of the community, but rather as followers of an aristocratic leader who had organized the enterprise

(Boatwright, 2004). In fact, only wealthy individuals could afford to maintain the expensive gear for waging war (Otterbein, 2004).

In the Greek world, large-scale warfare centered on hoplite infantry, equipped with a specific panoply (armed with a spear and a sword or dagger, while a large circular shield, body armors or corselets, bronze greaves, and bronze helmets constituted the defensive equipment), and fighting in a dense formation called a phalanx (Keppie, 1984; Boatwright, 2004). This new tactic favored formal battles, and a numerically greater deployment of fighters. It was still the duty of the hoplite to campaign at his own expense (Hammond, 1959; Hanson, 1989). However, the shift to a hoplite system meant that military service had become a function of citizenship and wealth rather than merely the result of dependence on a leading aristocratic family (Boatwright, 2004).

Like most other status-related Greek objects, hoplite panoply can be found in most elite male burials of the Orientalizing-Archaic period. The equipment appeared first (as early as the seventh century BC), but the adoption of the phalanx was later, and probably never happened in some cases. In fact, the presence of the hoplite panoply in Italic burials does not necessarily imply the development of large armies (Boatwright, 2004). The weapons and defensive equipment found in burials show a degree of variability that is in contrast with the standardization present within Greek hoplite phalanx. Moreover, the commixture of decorated elements, imported hoplite serviceable equipment, and typologically local weapons (e.g. Samnite the dagger '*a stami*') suggests that the presence of hoplite weapons was part of the proclamations of status by the elites, and that this equipment – if used – was integrated in the local military organization.

A further shift in military organization is the development of a standing army, which appears to be linked to large scale expansionistic warfare and to the development of states. The conquest of new territories and the submission of different people and imply the development of an administrative ability to incorporate enemy villages into the sociopolitical organization (Warburton, 2006). Another characteristic of the standing army is the shift in its composition from wealthy elites to individuals drawn from the lower classes (Otterbein, 1970; Claessen and Skalnik, 1978). The best historically documented example of such transition is Rome. In the fifth century BC Rome changed from a monarchy to a republic, and by the fourth century legionaries started to receive a daily stipend (Bradley, 2000; Boatwright, 2004).

The general trajectory of change in military organization outlined above certainly presented a high degree of variability in tempo and mode at a local level. Boatwright (2004) suggests that a possible reason for Rome's preeminence may have been due to its military reorganization which its neighbors did not copy. In order to explore this possibility, the nature of Samnite military organization was analyzed in this study. The timing of any possible change in organization and its theoretical implications will be discussed in the following section.

It appears that there is a difference in 'who wages war' in the small aristocratic armies typical of chiefdoms, in the hoplite phalanx, and in large standing armies of state societies. In chiefdom armies and in the Greek hoplite organization, access to the army is based on wealth, and only individuals of the upper class generally have access. In the conscript or standing army, the warring force is drawn from the lower class. When analyzing the skeletal properties of the population, this study should find that the

indicators of the weapon use and training are distributed accordingly among the social strata.

I assume that in the Orientalizing-Archaic period Samnites were organized in a chiefdom or paramount chiefdom society, while a confederative state had developed in the Hellenistic period. I therefore expect:

- 10) In the Orientalizing-Archaic period, there should be a significant positive correlation between humeral bilateral asymmetry and status. The subsample of individuals with higher status should show a significantly higher average humeral asymmetry when compared to the subsample of individuals with lower status.

In the Hellenistic period, if warriors were drawn from the lower class, there should be a significant negative correlation between humeral bilateral asymmetry and status.

However, for the same reasons expressed in expectation (14) it is more reasonable to expect:

- 11) In the Hellenistic period, there should be no correlation between status and humeral bilateral asymmetry.

3.2.7 The role of warfare in the development of sociopolitical complexity

The timing of the shift in military organization discussed above has implications for a classic debate in anthropology: the role of warfare in the development of sociopolitical complexity. According to various authors, war is the driving force in this process of socio-political evolution. They argue that war changes society mainly because it triggers the development of a hierarchical and centralized military organization, i.e. the conscript army composed by members of the lower classes and placed under the

command of aristocratic officers. The hierarchical nature of this efficient military organization then spreads to the rest of the society, leading to more complex governmental structures (Spencer, 1967 [1896]; Carneiro, 1970, 1981; Lewis, 1974; Webb, 1975; Webster, 1975; Service, 1978; Giddens, 1985a, b; Mann, 1986; Tilly, 1990; Keegan, 1993; Oppenheimer, 1999; see review in Haas 2001; Bossen, 2006). Others scholars, although acknowledging that the social consequences of war can be vast, claim that war was not a prime mover, and not even a necessary factor, in the development of states (Claessen and Skalnìk, 1978; Haas, 1982, 1990; Cohen, 1984; Porter, 1994; Claessen, 2006). In their view, a complex interaction of demographic, political and economic factors are conducive to the formation of an early state (Claessen and Oosten, 1996; Claessen, 2000; Claessen, 2002). Although these theories allow for a certain level of internal conflict, they view large scale warfare as having little creative force and few constructive consequences (Hallpike, 1986; Earle, 1997). According to Otterbein (1970; see also Claessen and Skalnìk, 1978; 2004; Spitzer, 1979), the absence of warfare is a prerequisite for the development of centralized political systems. Chiefdoms that become states are likely not to be waging war, because the emerging dominant class is too busy consolidating control over both rivals and the lower class. The conscript army is organized during state formation and it is part of the process of subjugation of the lower class by the dominant class. After being structured, the state starts to wage expansionistic war against other polities.

One key event is present in both models: the development of an efficient military organization in the form of an army of conscripts. The difference between the two models is when the army of conscript is formed: in the 'war-makes-states' model, the conscript

army forms after the onset of expansionistic warfare, while in the ‘states-make-war’ model, the conscript army develops before the onset of expansionistic warfare.

This case study is the ideal setting to test which model applies to the Iron Age Samnites. As explained above, by jointly analyzing skeletal biomechanical data and grave goods, it can be determined which strata of the population were involved in weapon use, and thus the type of military organization. Moreover, it is known from historians when expansionistic warfare started, i.e. towards the end of the fifth century BC. The key element is therefore the military organization right before the onset of warfare, i.e. during the fifth century (Classic period). Unfortunately, this is also the period in which archaeologists have noted a drastic reduction of in number of grave goods deposited in the burials, which may render the estimate of status unreliable. The possible bias in the interpretation due to this factor will be analyzed in the discussion section.

The results could support three possible scenarios:

- 1) Samnites organized a conscript army only after the onset of expansionistic warfare, i.e. in the Hellenistic period. In the Orientalizing-Archaic and Classic period the distribution of humeral bilateral asymmetry in the population will be suggestive of the presence of an aristocratic army, while in the Hellenistic period it will suggest the presence of a conscript army. This would be compatible with the ‘war made states’ model.
- 2) If the conscript army formed before the onset of expansionistic warfare, i.e. in the Classic period, or even earlier in the Orientalizing-Archaic period, the results would support the ‘states made war’ model.

- 3) Samnites never formed a conscript army, i.e. the distribution of humeral bilateral asymmetry in the population will still be suggestive of an aristocratic army in the Hellenistic period. This result would suggest that Samnites did not reach statehood despite their aggressive expansionistic behavior. This would be an interesting outcome, and would help explaining the eventual demise and assimilation of Samnites into the Roman state.

Warfare is a universal in any centralized and hierarchical political system (Keegan, 1993; Keeley, 1996; Kelly, 2000; Guilaine and Zammit, 2005; Haas, 2001), but its interactions with state formation may differ due to historical and environmental contingencies. The results for the Samnite case study cannot claim to prove the existence of an overarching evolutionary mode for state formation. Finding support for one of the competing hypotheses in this study does not necessarily imply that the other hypothesis could not be supported using data from another population. It is possible that only states may make war in some instances while war is necessary for statehood in others. However, this case study will contribute to the identification and understanding of the environmental, social, and historical contingencies that influence the different pathways followed by each sociocultural group in the developmental dynamics of early states (Stein, 2001; Drennan and Peterson, 2006; Feinman, 2008).

3.3 Incidence of cranial trauma

The occurrence of interpersonal violence and warfare in past populations has been the subject of numerous books (Keegan, 1993; Keeley, 1996; Kelly, 2000; Guilaine and Zammit, 2005) and bioarchaeological studies (Larsen, 1997, and references therein; Jurmain, 2001, and references therein; Kanz and Grossschmidt, 2006; Fibiger et al.,

2013). It is difficult to untangle the difference between accidental trauma and intentional injuries in bioarchaeological samples (Walker, 2001), therefore this study will not attempt to make the distinction. However, the incidence of cranial lesions, and more importantly its variation by sex, social status, and period, may provide information on the level of violence among Samnites, and on its changes possibly due to the onset of large-scale warfare.

Previous studies on Samnite samples evidenced a high incidence of trauma, especially in males (Robb, 1997a,b; Paine et al., 2007). In this study, I expect to find a similar level of trauma frequency and pattern of distribution between sexes. However, the onset of large scale warfare at the end of the Classic period may have led to an increase in the rate of injuries in the Hellenistic period. In addition, when status is taken into account, I expect to find differences in the distribution of trauma based on the social strata of the population that are supposed to perform warring activities.

I therefore expect:

- 12) The frequency of cranial injuries in the Iron Age sample will be high when compared to cross-cultural world-wide samples reported in the literature.
- 13) The frequency of cranial injuries will be higher in males in all of the three periods of the Iron Age.
- 14) The frequency of cranial injuries will be higher in Hellenistic males when compared to the previous periods.
- 15) The frequency of cranial injuries will be higher in high status males in the Orientalizing-Archaic period, and in low status males in the Hellenistic period.

Chapter 4 – Hypotheses and predictions

In this chapter, I summarized the expectations detailed in Chapter 3 – Theoretical Background. For each set of comparative tests on the same subject (e.g. stature, mobility, and sexual dimorphism) a table is provided, summarizing the samples being compared, the variables that were used, the expected result, and the rationale behind each expectation.

4.1 Diachronic and cross-subsistence comparisons

4.1.1 Stature

Changes in stature are assumed to be related to changes in the nutritional and infectious environment. Neolithic individuals that had recently adopted agriculture should show the lowest values, followed by an increase at the beginning of the Iron Age. The increase in sociopolitical complexity is expected to lead to urbanization and population packing, which should have a negative effect on the nutritional and infectious environment. When status is taken into account, high status individuals are expected to benefit from a better nutrition, and therefore have a better potential to attain full growth.

Comparative samples	Variable	Expected difference	Rationale for the expected difference
NEOL vs O-A	STAT SJO	O-A significantly higher	Post-Neolithic amelioration in health and nutritional status
O-A vs ELL		O-A significantly higher	Worsening in health and nutritional status due to urbanization
OA and ELL vs MED		ELL significantly higher	Worsening in health and nutritional status due to further urbanization and demographic increase.

Table 4.1. Expectations within sex about diachronic changes in stature. Abbreviations used: NEOL, Neolithic; O-A, Orientalizing-Archaic; ELL, Hellenistic; MED, Medieval; STAT SJO, stature.

Comparative samples	Variable	Expected difference	Rationale for the expected difference
NEOL vs O-A Low Status	STAT SJO	No change	The increase in average stature in the Iron Age is mainly due to an increase in the upper class, which has disproportionate access to key nutrients.
NEOL vs O-A High Status		O-A High Status significantly higher	
NEOL vs ELL Low Status		No change	
NEOL vs ELL High Status		ELL High Status significantly higher	

Table 4.2. Expectations within sex about diachronic changes in stature by taking into account status for the Iron Age samples. Abbreviations as in Table 4.1.

4.1.2 Activity levels

Activity levels are assumed to increase with agricultural intensification. When compared to the Neolithic sample, Iron Age samples should show significantly higher mechanical strength in the humerus and femur. However, the change should be apparent only in the lower social strata of Iron Age populations, which are the ones that are assumed to perform most of agricultural activities. The upper social strata are expected to enjoy a less demanding lifestyle, and therefore should be less robust.

Comparative samples	Variables	Expected difference	Rationale for the expected difference
NEOL vs O-A Low Status	ZP HUML ZP HUMR ZP FEM	O-A Low Status significantly higher	Agricultural intensification led to an increase in workload in the lower class, while elites were shielded from wearisome activities
NEOL vs O-A High Status		O-A High Status significantly lower	
NEOL vs ELL Low Status		ELL Low Status significantly higher	
NEOL vs ELL High Status		ELL High Status significantly lower	

Table 4.3. Expectations within sex about diachronic changes in activity levels. Abbreviations as in Table 4.1. Additional abbreviations: ZP, overall mechanical strength; HUM, humerus; FEM, femur; R, right; L, left.

4.1.3 Mobility

Mobility levels are assumed to be negatively correlated to agricultural intensification. When compared to the Neolithic sample, Iron Age samples should show significantly lower CSG indicators of mobility.

Comparative samples	Variables	Expected difference	Rationale for the expected difference
NEOL vs O-A	IXY FEM IXYa FEM IXN TIB ZP TIB	O-A significantly lower	Agricultural intensification led to a decrease in mobility levels
NEOL vs ELL		ELL significantly lower	
O-A vs MED		No change	
ELL vs MED		No change	

Table 4.4. Expectations within sex about diachronic changes in mobility levels. Abbreviations as in Tables 4.1 and 4.2. Additional abbreviations: IXY, shape index I_x/I_y ; IXYa, shape index I_x/I_y including individuals for which the orientation of the diaphysis was estimated; IXN, shape index I_{max}/I_{min} ; TIB, tibia.

4.1.4 Humeral asymmetry

Humeral bilateral asymmetry is correlated to activities involving preferentially one side of the upper limb. Due to the widespread presence of unimanual weapons

(swords and spears) in Orientalizing-Archaic burials, and their probable use in training and warfare, it is expected that males from this period will show a higher level of humeral mechanical bilateral asymmetry when compared to Neolithic males. Females are expected to show a significant increase in humeral asymmetry due to the disappearance from the archaeological record of the stone querns for grinding cereal. This tool was used with two hands and is the likely cause for the low level of humeral asymmetry in the female Neolithic sample.

Comparative Samples	Variable	Expected difference	Rationale for the expected difference
NEOL males vs O-A males	HUMBA J	O-A males significantly higher	Frequent use of weapons in the O-A led to increased robusticity in the dominant arm
NEOL females vs O-A females		O-A females significantly higher	Lack of the use of Neolithic bimanual querns in the O-A subtracted a factor that decreases humeral asymmetry in females

Table 4.5. Expectations by sex about diachronic changes in humeral bilateral asymmetry. Abbreviations as in Tables 4.1 and 4.2. Additional abbreviations: HUMBA J, $100 * [(HUM J_{max} - HUM J_{min}) / HUM J_{min}]$. Calculated from non-standardized J values.

4.1.5 Sexual dimorphism

Although the degree of gender-based division of labor in Neolithic times may have been significant, Iron Age societies show a more marked gender ideology. Males were associated to all activities involving warfare and agriculture, while females – at least ideally – were segregated to household activities. I therefore expect males to show mechanical properties compatible with a more active lifestyle (greater mechanical strength in the upper and lower limb, higher humeral asymmetry, and higher CSG

indicators of mobility) in both the Neolithic and the Iron Age, but the difference between sexes should be greater in the Orientalizing-Archaic.

Comparative Samples	Variables	Expected difference	Rationale for the expected difference
NEOL vs O-A	Sexual dimorphism ¹ calculated for: HUMBA ZP HUMR IXN HUMR ZP HUML IXN HUML ZP FEM IXY FEM IXYa FEM ZP TIB IXN TIB	More significant differences, and higher sexual dimorphism in the O-A	Stronger gender ideology in the Iron Age led to a more strict sex-based division of labor

Table 4.6. Expectations about diachronic changes in sexual dimorphism. ¹[(male value – female value)/female value]*100. Abbreviations as in Tables 4.1-3.

4.1.6 *Variability of activities*

The increase in social complexity and stratification that developed in the Iron Age led to craft specialization and unequal distribution of labor. This is expected to increase the variability in type and intensity of the activities performed by the Iron Age population. Neolithic societies virtually lacked indicators of social hierarchy, and it is likely that most of the individuals in the society performed a comparable set of activities with similar intensity. I therefore expect the coefficient of variation of all CSG variables to be significantly higher in the Orientalizing-Archaic.

Comparative samples	Variables	Expected difference	Rationale for the expected difference
NEOL vs O-A	Coefficient of variation ¹ calculated for: HUMBA, ZP HUMR, IXN, HUMR, ZP, HUML, IXN, HUML, ZP FEM, IXY FEM, IXYa FEM, ZP TIB, IXN TIB.	O-A Significantly higher	Increased craft specialization and variability of activities within social classes lead to a more variability in activity-related CSG properties.
NEOL vs ELL		ELL Significantly higher	

Table 4.7. Expectations within sex about diachronic changes in activity variability. ¹ See Chapter 7.2.6 for explanation on the calculation of the coefficient of variation. Abbreviations as in Tables 4.1-3.

4.2 Expectations within the Iron Age

4.2.1 Stature and activity levels

The stratified nature of Iron Age societies is expected to influence the potential to attain full growth and the level of physical activity across social strata. Lower social strata are expected to have lived in a poor nutritional and infectious environment, leading many individual to have stunted growth. Moreover, the low social strata are assumed to have performed most of wearisome agricultural activities. Conversely, the higher social strata are expected to have enjoyed a better nutritional status and a less demanding lifestyle. This should result in higher stature and lower levels of limb mechanical robusticity in the higher social strata of the Iron Age. The increase in sociopolitical complexity within the Iron Age possibly caused a worsening of the differences between the elites and the lower social strata. I therefore expect the above differences to be higher in the Hellenistic period when compared to the Orientalizing-Achaic period.

Comparative samples	Variable	Expected difference	Rationale for the expected difference
O-A low status vs O-A high status	STAT SJO	O-A high status significantly higher	Compared to their low status counterparts, the individuals with higher social status have a disproportionate access to key nutrients that make more likely the attainment of full growth potential. The difference in lifestyle should be more marked in a more stratified state society.
ELL low status vs ELL high status		ELL high status significantly higher, and the difference will be more marked than seen in the O-A.	

Table 4.8. Expectations within sex about diachronic changes in stature. Abbreviations as in Tables 4.1-3.

Comparative samples	Variables	Expected difference	Rationale for the expected difference
O-A low status vs O-A high status	ZP HUML ZP HUMR ZP FEM	O-A low status significantly higher	Compared to their high status counterparts, the individuals with low social status have higher activity levels due to their agricultural labor input. The difference in lifestyle should be more marked in a context of agricultural intensification.
ELL low status vs ELL high status		ELL low status significantly higher, and the difference will be more marked than seen in the O-A.	

Table 4.9. Expectations within sex about diachronic changes in activity levels. Abbreviations as in Tables 4.1-3.

4.2.2 Mobility

Mobility levels are assumed to be negatively correlated to agricultural intensification within the Iron Age sample. I therefore expect the Hellenistic sample to show significantly lower CSG indicators of mobility when compared to the Orientalizing-Archaic sample. Given the assumed differences in lifestyle between social classes, I expect individuals from the lower social to be more active, and therefore more mobile,

compared to the elites. All the changes in mobility within the Iron Age period should be more relevant in the male sample, while females may not show differences and be overall sedentary across time periods and social strata.

Comparative samples	Variables	Expected difference	Rationale for the expected difference
O-A vs ELL	IXY FEM IXY _a FEM IXN TIB ZP TIB	ELL significantly lower, especially in for tibial values	Agricultural intensification leads to a decrease in mobility levels

Table 4.10. Expectations within sex about diachronic changes in mobility. Abbreviations as in Tables 4.1-3.

Comparative samples	Variables	Expected difference	Rationale for the expected difference
O-A low status vs O-A high status	IXY FEM IXY _a FEM IXN TIB ZP TIB	O-A high status significantly lower, especially in for tibial values	Most of productive activities were performed by the lower social strata of the society. They should result more active, and possibly more mobile.
ELL low status vs ELL high status		ELL high status significantly lower, especially in for tibial values	

Table 4.11. Expectations within sex about diachronic changes in mobility, by status category. Abbreviations as in Tables 4.1-3.

4.2.3 Humeral asymmetry

Orientalizing-Archaic males are expected to display a high degree of humeral bilateral asymmetry due to the use of unimanual (sword/spear) weapons. Hellenistic burial virtually contain no weapons, and the symbolism for male status shifted from

weapons to cultural and gymnastic activities, and wealth. I therefore expect Hellenistic males to be significantly less lateralized than their Orientalizing-Archaic counterparts.

Comparative samples	Variable	Expected difference	Rationale for the expected difference
O-A males vs ELL males	HUMBA J ¹	O-A males significantly Higher	Frequent use of weapons in the O-A leads to increased robusticity in the dominant arm
O-A females vs ELL females		No change	

Table 4.12. Expectations about diachronic changes in humeral bilateral asymmetry. Abbreviations as in Tables 4.1-5.

4.2.4 Variability of activities

The increase social stratification within the Iron Age possibly consisted in a shift from a chiefdom/paramount chiefdom society to a confederate state. This is expected to have led to further craft specialization and unequal distribution of labor. Thus, I expect the coefficient of variation of all CSG variables to be significantly higher in the Hellenistic period when compared to the Orientalizing-Archaic period.

Comparative samples	Variables	Expected difference	Rationale for the expected difference
O-A vs ELL	Coefficient of variation ¹ calculated for: HUMBA, ZP HUMR, IXN, HUMR, ZP, HUML, IXN, HUML, ZP FEM, IXY FEM, IXYa FEM, ZP TIB, IXN TIB.	ELL significantly higher, especially in males	Increased craft specialization and variability of activities within social classes lead to a more variability in activity-related CSG properties.

Table 4.13. Expectations within sex about diachronic changes in activity variability. ¹ See Chapter 7.2.6 for explanation on the calculation of the coefficient of variation. Abbreviations as in Tables 4.1-3.

4.2.5 Sexual dimorphism

No significant change in gender ideology that could have changed sexual division of labor appears evident in within the Iron Age. However, agricultural intensification is expected to have led to an increase in male labor input in the lower social strata. This should result in increased sexual dimorphism (in the low status subsample) in humeral and femoral mechanical strength in the Hellenistic period when compared to the Orientalizing- Archaic.

Another difference between the two Iron Age periods consists in which social segment of the male population utilized weapons more frequently. In the Orientalizing- Archaic, elite males are expected to have formed the army, while in the Hellenistic period conscript were probably drawn from the lower social strata. Given that female asymmetry is not expected to change, the level of sexual dimorphism for humeral bilateral asymmetry should be significant in those social strata that are expected to have performed weapon training (elites for the Orientalizing-Archaic, lower classes for the Hellenistic period, see below). The other subsamples should show a lesser degree of sexual dimorphism for humeral asymmetry.

Comparative samples	Variables	Expected difference	Rationale for the expected difference
O-A low status vs ELL low status	Sexual dimorphism ¹ calculated for: ZP HUMR ZP HUML ZP FEM	In both periods, males significantly higher, differences between sexes higher in the ELL period	In both periods, males perform the bulk of agricultural activities; in the ELL period, agricultural intensification required more labor input on male part
O-A high status vs ELL high status	Sexual dimorphism calculated for: HUMBA J	Males significantly higher in the O-A, no difference in the ELL	In the O-A, males of the higher class trained in the use of weapons, while this activity is not common among ELL elites.
O-A low status vs ELL low status	Sexual dimorphism calculated for: HUMBA J	Males significantly higher in the ELL, no difference in the O-A	In the ELL, males of the lower class contributed to the conscript army, while males of the O-A were mainly agriculturalist.

Table 4.14. Expectations about diachronic changes in sexual dimorphism. ¹[(male value – female value)/female value]*100. Abbreviations as in Tables 4.1-3.

4.2.6 Military organization

In the Orientalizing-Archaic period, Samnites probably had a chiefdom/paramount chiefdom level of sociopolitical organization, and their army was likely composed of aristocratic individuals. High status individuals are assumed to have trained in weapon use since a young age, and therefore should show significantly higher levels of humeral bilateral asymmetry than the low status individuals. In the Hellenistic period, Samnites were organized in a confederate state and presumably had a standing/conscript army to wage large-scale warfare. The conscripts were most likely drawn from the lower social strata, which should therefore show a higher level of humeral bilateral asymmetry when compared to elites. However, only a portion of the lower social strata was expected to have conscripted, while the rest performed agricultural activities. Moreover, conscripts do not perform weapon training since a

young age like aristocratic warriors. I therefore expect no difference among social strata in the Hellenistic period.

Comparative samples	Variable	Expected differences	Rationale for the expected difference
O-A low status vs O-A high status	HUMBA J	O-A high status significantly higher. Significant positive correlation between status index and HUMBA J	In the O-A, military affiliation was reserved to the wealthy members of the society; in the ELL period, a conscript army formed.
ELL low status vs ELL high status		No difference	

Table 4.15. Expectations about diachronic changes in male humeral asymmetry. Abbreviations as in Tables 4.1-5.

4.2.7 The role of warfare in the development of sociopolitical complexity

This section is based on the assumption that the expectation on the shift in military organization between the Orientalizing-Archaic and the Hellenistic periods is supported by this research. The analysis of the time immediately antecedent to the onset of expansionistic warfare (the Classic period) will discriminate between two classical models: ‘war made states’ and ‘states made war’. According to the ‘war made states’ model, the conscript army developed only after the onset of expansionistic warfare. The Classic period should therefore have a distribution of humeral bilateral asymmetry across status categories similar to the one shown by the Orientalizing-Archaic sample. According to the ‘states made war’ model, the conscript army developed before the onset of expansionistic warfare. The Classic period should therefore have a distribution of

humeral bilateral asymmetry across status categories similar to the one shown by the Hellenistic sample.

Comparative samples	Variable	Expected Difference	Rationale for the expected difference
O-A low status vs O-A high status	HUMBA J	O-A high status significantly Higher. Significant positive correlation between status index and HUMBAJ	In the O-A, military affiliation was reserved to the wealthy members of the society; this situation persisted in the V SEC. Only in the ELL period, after the onset of large-scale warfare, a conscript army formed.
V SEC low status vs V SEC high status		V SEC high status significantly higher. Significant positive correlation between status index and HUMBAJ	
ELL low status vs ELL high status		No difference	

Table 4.16. Expectations about male humeral bilateral asymmetry in the theoretical model ‘war made states’. Abbreviations as in Table 4.1-5.

Comparative samples	Variable	Expected difference	Rationale for the expected difference
O-A low status vs O-A high status	HUMBA J	O-A high status significantly Higher. Significant positive correlation between status index and HUMBAJ	In the O-A, military affiliation was reserved to the wealthy members of the society; this situation changed in the V SEC, with the formation of a conscript army before the onset of expansionistic warfare, and remained similar in the ELL period.
V SEC low status vs V SEC high status		No difference	
ELL low status vs ELL high status		No difference	

Table 4.17. Expectations about male humeral bilateral asymmetry in the theoretical model “war made states”. Abbreviations as in Table 4.1-5.

4.3 Incidence of cranial trauma

Given their greater predisposition to violent interactions and subsistence activities that may lead to injuries, I expect males to show significantly higher frequency of cranial trauma in all of the periods of the Iron Age. The onset of expansionistic warfare is expected to increase the possibility of injuries, especially in the social classes that are assumed to be involved in military activities in each period. Thus, in the Orientalizing-Archaic sample high status individuals should display a greater incidence of cranial injuries, while the same would be true for low status individuals in the Hellenistic sample.

Comparative samples	Variable	Expected difference	Rationale for the expected difference
Males vs females, in each Iron Age period	Frequency of cranial trauma	Males significantly higher	Males are more likely to suffer injuries due to higher involvement in violent interactions or risky subsistence activities
O-A high status vs O-A low status		O-A high status significantly higher	High status individuals were part of the army, and therefore more likely to suffer injuries
ELL high status vs ELL low status		ELL low status significantly higher	Low status individuals were part of the army, and therefore more likely to suffer injuries

Table 4.17. Expectations about the incidence of cranial trauma. Abbreviations as in Table 4.1. Additional abbreviations: INJ, cranial trauma; CRSTAT, cranial status (see Appendix XXX for details).

Chapter 5 – Methods

5.1 The CSG framework.

The study of the robusticity of long bones through cross-sectional geometry (CSG) is based on the widely accepted notion that bone tissue responds dynamically to optimize itself to its mechanical environment. According to what is loosely referred to as ‘Wolff’s Law’, bone tissue is deposited in the shaft’s cross-section where mechanical loads require it to prevent strains in excess of the elastic limit; below a certain strain threshold, the bone tissue is resorpted (for review see Lovejoy et al., 1976; Lazenby, 1990; Pearson and Lieberman, 2004; Ruff et al., 2006). A simple engineering model can be therefore applied to long bones: the *beam model*, which has been discussed in many engineering texts and anthropological papers (Evans 1953; Timoshenko & Gere 1972; Lovejoy et al. 1976; Burr et al. 1981; Ruff & Hayes 1983; Sumner et al. 1985; Ruff 1989).

Pure axial compressive or tensile loads are uncommon in long bones because of the longitudinal curvature of the diaphysis, the action of muscles, and the variable orientation of bones during movement. Thus, the appropriate variables to describe bone mechanical properties, especially in relation to activity patterns, are the ones related to bending and torsion. The second moments of area (SMA), or area moments of inertia, quantify the bending rigidity of a column due to the dimensions and shape its cross-section. SMAs are calculated as the sum of the products of small unit areas of the cross section and the squared distances of each of these areas from a bending or torsional axis

running through the section (Lovejoy et al 1976; Burr et al. 1981; Sumner et al 1985).

The SMAs are expressed in a linear dimension raised to the fourth power (mm^4).

SMAs are calculated about an axis (the neutral axis) and are referred as I with a subscript referring to the axis of the section respect to which they are calculated. I_x refers to the SMA perpendicular to the x axis (in the mediolateral axis), and therefore is a measure of bending rigidity in the anteroposterior direction. I_y refers to the SMA perpendicular to the y axis (in the anteroposterior axis), and is a measure of bending rigidity in the mediolateral direction. The maximum and minimum SMAs (I_{\max} and I_{\min}) represent the magnitudes of greatest and lowest bending rigidity of a section, respectively. The principal axis of a section defines the directions of greatest bending rigidity, and its orientation is given by the angle θ (Theta).

The SMA that reflects torsional strength (J , polar second moment of area) can be shown to be equal the sum of I_{\max} and I_{\min} or any other two perpendicular second moment of area of the section. The plastic section modulus Z is another measure of rigidity and is calculated by dividing J for the maximum radius of the section

5.1.1 CSG variables used in this research

In the Results chapter (Chapter 7), the variable Z_p (section modulus of the polar second moment of area) is considered the main measure of overall bone strength. Z_p is calculated by raising the polar second moment of area J to the power of 0.73 (Ruff, 1995, 2000b). Although $J^{0.73}$ is proportional to rather than strictly equivalent to Z_p , I refer to it as Z_p , as done in previous research (e.g. Maggiano et al., 2008). The mechanical loading on long bones is a function of physical activity, bone length, and body mass (Ruff, 2000b). To isolate the effects of activity on bone mechanical competence, Z_p was scaled

for body size by dividing it by bone mechanical length and body mass (Ruff, 2000). Body mass was calculated from the femoral head supero-inferior diameter (FEM SI in Appendix 29) using the sex-specific formulae from Ruff et al. (1991).

In addition to Z_p , the variable J is provided (polar second moment of area). Following Ruff (2008), J is standardized by dividing it by body mass and the second power of bone mechanical length. This method of standardization of the polar second moment of area is less precise than Z_p , because it does not take into account allometric effects (OM Pearson, personal communication). However, this method of standardization has been used in recent research (Sparacello and Marchi, 2008; Shaw and Stock, 2009a,b; Marchi and Shaw, 2011); results for J are provided here mainly for comparative purposes with published material.

For each bone, the total area of the section (abbreviated as TA) divided by body mass is also provided. TA (total cross-sectional area standardized by body mass) is highly correlated with J (Stock and Shaw, 2007); when divided by body mass, the value of TA is more related to cross-sectional rigidity in axial loading (compression or tension) (Ruff et al., 1993). Although TA does provide some indication of bone general mechanical strength, this variable as well is provided mainly for the purpose of allowing comparison with published material.

Given their correspondence with mobility levels in the lower limb, and with types of activities in the upper limb, shape indices will be included in the results of Chapter 7. Depending on the bone, the ratio of I_{\max} (maximum second moment of area) to I_{\min} , (minimum second moment of area), or the ratio between I_x (second moment of area in the anteroposterior plane) and I_y (second moment of area in the mediolateral plane) will be considered. Ratios were calculated from non-standardized SMAs.

The non-standardized data for the SMAs are in Appendices 16 (right humerus), 19 (left humerus), 22 (femur) and 25 (tibia). Size-standardized data of the Iron Age samples are on appendices 17 (right humerus), 20 (left humerus), 23 (femur) and 26 (tibia). Size-standardized data of the comparative samples are on appendices 18 (right humerus), 21 (left humerus), 24 (femur) and 27 (tibia).

Variables by bone

In the humerus, the variable Z_p is considered the main proxy for activity-induced overall mechanical strength, while J and TA are provided for comparative purposes with published material (the variables are abbreviated in the Appendices and in the results section as $ZPHUM$, $JHUM$, and $TAHUM$, respectively). Changes in the shape index I_{max}/I_{min} is also analyzed (abbreviated as $IXNHUM$), given the correspondence of this variable with different types of activity (Churchill et al., 1996; Schmitt, 2003; Shaw and Stock, 2009b). In order to assess the preferential use of the dominant arm in mechanically stressful activities, this research analyzes the patterns of change in humeral bilateral asymmetry ($HUMBA = ((max-min)/min)*100$) in J . $HUMBA$ was calculated from non-standardized values of J . It should be noted that in Appendix 20 an individual may have the value for $HUMBA$ of J , but not the standardized value of J and Z_p , due to the absence of one or both standardization parameters (bone length or femoral superior-inferior diameter).

In the femur, the variable Z_p is considered as the main proxy for activity-induced overall mechanical strength, while J and TA are provided for comparative purposes with published material (abbreviated as $ZPFEM$, $JFEM$, and $TAFEM$, respectively). Changes in mobility are evaluated using the shape index I_x/I_y (abbreviated as $IXYFEM$). In order

to calculate I_x/I_y , bones need to be positioned following Ruff, 2002; the posterior aspect of the distal femoral condyles is often damaged in bioarchaeological samples, and positioning can only be approximated. In past research, the shape index I_{\max}/I_{\min} was often used in addition to I_x/I_y as a proxy for the degree of antero-posterior bending strength (and thus mobility levels). The shape index I_{\max}/I_{\min} can be calculated for bones not perfectly positioned in the coronal plane, i.e. when the antero-posterior direction can only be estimated; this approximation allows for an increase in the sample size of femoral mobility-related variables available for analysis. However, the use of I_{\max}/I_{\min} is not feasible in this research, because many individuals have a medio-laterally oriented I_{\max} . Given the importance of having an adequate sample size for parameters related to mobility, the value of I_x/I_y was recorded also for those femora whose antero-posterior orientation was approximated (abbreviated as IXYFEMa in Appendix 23). This variable will be used to further verify the results obtained for I_x/I_y .

In the tibia, Z_p is considered as the main proxy for activity-induced overall mechanical strength, which appears correlated with mobility levels in this bone (Stock, 2006), while J and TA are provided for comparative purposes with published material (abbreviated as ZPTIB, JTIB, and TATIB, respectively). The shape index of the tibia I_{\max}/I_{\min} is commonly considered an indicator of mobility levels, although terrain properties and frequent inversion/eversion of the foot may influence the medio-lateral component (Marchi and Shaw, 2011; Sparacello et al., in press). Given that in this comparison terrain is factored out (all samples live in the same mountainous area), this variable as well can be considered a proxy for mobility levels. The tibial shape index I_x/I_y is used less frequently for inferences on mobility (Sparacello et al., 2011); data are provided in Appendix 26 but are not discussed in this study.

For all the bones that could be positioned following Ruff (2002) the value of Theta is provided in the appendices. Theta is the direction of the maximum bending strength measured from π (180°). Variations in this variable will not be discussed in this research. A detailed and schematic summary of which variable is used for each expectation is provided in Chapter 4 – Hypotheses and Predictions.

5.1.2 Non-CSG skeletal measurements

Stature was calculated using the equations provided in Sjøvold (1990). The stature estimation is the average of the estimate obtained from the humerus, femur, and tibia, when present. The estimate for each bone and their average are provided, along with body mass estimates, on Appendices 14 and 15.

A number of osteometric measurements for each bone are provided in Appendices 28 (humeri), 29 (femur), and 30 (tibia). but their variation was not analyzed in this phase of research. In the humerus, the measurements are: the supero-inferior and medio-lateral diameter of the head; the Martin Length 1 (used for stature estimation) and Martin Length 2 (used for standardization) (Martin and Saller, 1957). In the femur the measurements are: the supero-inferior (used for body mass estimation) and medio-lateral diameter of the head; Martin Length 1 (used for stature estimation), and Martin Length 2 (Martin and Saller, 1957), and femur mechanical length (bicondylar length excluding the femoral head, neck and greater trochanter). In the tibia the measurements are: Martin Length 1 (used for stature estimation) and Martin Length 2 (used for standardization) (Martin and Saller, 1957).

5.2 Data collection and processing

Cross-sections were taken at the mid-distal humerus (35% bone length) and midshaft femur (50% bone length) (using bone lengths as defined in Ruff, 2002). The 35% level in the humerus falls distal of the deltoid tuberosity, thus the cross-sectional shape is not influenced by the deltoid muscle insertion. When present, both humeri were sampled to evaluate the degree of upper limb asymmetry. Given the minimal degree of lateralization of the lower limb (Ruff and Jones, 1981; Auerbach and Ruff, 2006), only the right femur and tibia were sampled when present, and the left otherwise.

When possible, bones were positioned on a portable osteometric table following Ruff, 2002. In many cases epiphyses were degraded and an accurate determination of the level of the section, as well as a precise orientation of the bones was not possible. In these cases the orientation of the section does not correspond to the recommendations in Ruff (2002) and therefore I_x , I_y , and Theta could not be calculated. In the humerus, humeral mechanical length (HUM2) and thus the position of the section were often determined by regressing bone length from the contralateral side or from humeral maximum length (HUM1) (these regressed values are marked as **bold** in Appendix 28). The equations were developed using the individuals for whom measurements were certain. The high predictive power and the low PPE (absolute percent predictive error, calculated as $100 * |\text{observed} - \text{predicted}| / \text{predicted}$) of the equations allow for the use of a single equation for all individuals, pooled across sex, period, and necropolis:

$$\text{HUM2R} = -0.0391 + 0.9872 * \text{HUM1R}$$

$$r = 0.9971; p = 0.0000; r^2 = 0.9942$$

$$\text{PPE} = 0.367\%; N = 265$$

$$\text{HUM2R} = 1.0634 + 1.0207 * \text{HUM2L}$$

$$r = 0.9750; p = 0.0000; r^2 = 0.9506$$

$$\text{PPE} = 1.03\%; N = 148$$

$$\text{HUM2L} = 4.1017 + 0.975 * \text{HUM1L}$$

$$r = 0.9961; p = 0.0000; r^2 = 0.9922$$

$$\text{PPE} = 0.38\%; N = 213$$

$$\text{HUM2L} = 14.2002 + 0.9313 * \text{HUM2R}$$

$$r = 0.975; p = 0.0000; r^2 = 0.9506$$

$$\text{PPE} = 1.01\%; N = 135$$

In order to maximize humeral sample size, when length could not be estimated but the distal portion was available, the level corresponding to 35% of bone length was approximated as the midpoint between the most proximal extension of the medial and lateral epicondyles, and the most distal extension of the deltoid tuberosity (in those cases humeral length, HUM1, is marked as *est*, ‘estimate’ in Appendix 28). The effect of inaccurate location of the section on the error ranges of femoral and tibial cross-sectional parameters has been explored in previous research (Sládek et al., 2010). The authors found a greater influence of inaccurate positioning on tibial J than on femoral J. In order to be reasonably accurate, the estimated location of the midshaft tibial section should be determined within a maximum range of 1.4 cm from the actual section. For the femur, the range is 7.4 cm. A similar study has not been yet performed on the humerus. However, the portion of the humeral diaphysis where I estimated the location of the section is not subject to significant changes in area or shape, because it is not influenced by the lateral epicondyle or by the deltoid tuberosity. I evaluated the amount of change in J across the

humeral shaft from the section placed at 30% of the humeral length to the section placed at 40% of humeral length in 20 modern humeri (data from PQCT scans provided by Dr. Colin Shaw, University of Cambridge). The mean change in J between the two sections is 7.11%. This value is an estimate of the maximum error possible in the determination of J. I expect the error in humeral bilateral asymmetry to be lower for two reasons: 1) the 30% and 40% sections are often influenced by the lateral epicondyle and by the deltoid insertion, respectively. I estimated the position of the section in areas not influenced by those skeletal features; 2) the difference in the estimated position of the section between the right and left humeri has been minimized by placing side by side the two fragments of humeral diaphyses during data collection.

After each bone was positioned, the surface of the periostium was marked with a soft pencil to indicate the level of the section and its orientation. A cellulose film was placed on the diaphyseal portion indicated by the marking to avoid bone surface damage and contamination. The periosteal contour of the section was taken using silicone molds made of Turbosil™ dental putty, and the pencil marks were copied on the molds to transfer the information about section level and orientation. Molds were subsequently trimmed at the appropriate level and digitalized using a flatbed scanner (Figure 5.3). In order to run through the program that calculates CSG variables, the bone sections need to be turned in black and white images using an image manipulation program (I used GIMP™ 2.8, freely available at <http://www.gimp.org/>).

Scanned cross-sections were analyzed using a version of the program SLICE (Nagurka and Hayes, 1980) adapted as a macro routine (provided by Christopher Ruff at www.hopkinsmedicine.org/fae/mmacro.htm) for Scion Image release Beta 4.03 for Windows (freely available at www.scioncorp.com).




Figure 5.1 – a) Cross sections of the individual Barisciano 97: the pencil marks indicate the bone orientation (Ruff, 2002); b) the same sections after manipulation using GIMP™.

The method used here to calculate CSG properties is called ‘SolidCSG method’, and is based on calculating using regression equations the actual CSG properties from the CSG properties derived from the periosteal contour (Stock and Shaw, 2007; Sparacello and Pearson, 2010; Macintosh et al., 2013). The regression equations, as well as a theoretical justification of the use of this method in bioarchaeological research, are published in Sparacello and Pearson, 2010. The non-standardized SMAs in Appendices 16 (right humerus), 19 (left humerus), 22 (femur) and 25 (tibia) are the values predicted by the regression equations.

5.3 Cranial trauma evaluation

Skeletal series were surveyed seeking for cranial lesions compatible with interpersonal violence (Robb, 1997; Kanz and Grossschmidt, 2006; Paine et al., 2007, 2008). Appendix 31 provides the results of the observation for each individual, and

Appendix 32 is a photographic atlas of the cranial lesions that were detected. Traumata were analyzed using techniques developed in forensic anthropology (Reichs, 1998; Aufderheide and Rodriguez-Martin, 1998; Kimmerle and Baraybar, 2008), and a determination was made whether they were *antemortem*, *perimortem*, or pseudo-trauma of *postmortem* origin, depending on the color and pattern of fracture margins (Kaufman et al., 1997; Sauer, 1998). Survey of trauma took place through visual analysis, and each lesion was documented using a digital camera. For each social class, sex, and temporal period, changes the frequency of cranial trauma will be analyzed (number of individual showing skeletal lesion/ total number of individuals in the sample). The total number of individuals in the sample does not include those crania that were too fragmented to assess the presence of injuries.

The incidence of weapon injuries in the Alfedena necropolis has been previously analyzed (Paine et al., 2007), thus published data will be used as a comparison with the Aterno River Valley sample. During data collection in Celano and Rome I had the opportunity to survey most of the Alfedena crania and I could verify the previously published diagnoses. Digital images used for that Paine et al (2007) research were provided by Dr. Alfredo Coppa (Sapienza University in Rome).

5.4 Selection of individuals, age and sex determination

Bone preservation was generally good in the Alfedena skeletal series, while it varied from excellent (e.g. Barisciano skeletal series) to poor (many of Bazzano individuals) in the skeletal series from the Aterno River Valley. Preservation mainly depended on the different soils on which burials were placed, which varied from sandy terrains to clay-rich soils. Individuals included in this study all had to have the periostium

reasonably intact, in order to estimate subperiosteal shape. This reduced sample size from over 3,000 burials to 844 (Appendix 11). Moreover, not all the individuals preserved all skeletal segments, or data on chronology was lacking, or sex was uncertain. Sub-samples used in various comparisons of this study are therefore smaller.

Individuals included in this study are all full adults, with epiphyses fused and the third molar fully erupted. Age at death was not estimated more precisely in this phase of research. However, in Appendix 11 the age at death estimated in previous research is provided, such as unpublished MA and Doctoral Theses and monographs (Parise Badoni and Ruggeri Giove, 1980; Piccirilli, 1999; Bestetti, 2002; Ridolfi, 2002; Cosentino et al., 2001; D'Ercole et al., 2003a,b; Melandri, 2005; see Appendix 12). The available age classes is used to test whether CSG values or indices of Status and Rarity correlate with age.

Sex determination (column 'SEX' in Appendix 11) was carried by cross-validating various methods: a) before collecting other information, sex was determined on the basis of pelvic and cranial morphology following Buikstra and Ubelaker (1994) and Bruzek (2002) (these determinations are listed in the column 'MY SEX DET' in Appendix 11, and a list of notes regarding uncertain sex individuals is listed in Appendix 13); b) the archaeological sex of the individual was taken into account: Orientalizing-Archaic burials usually show marked gender-based grave good differences (these assessments appear in the column 'SEX ARCH' Appendix 11); c) the sex determination previously reached in unpublished MA and Dissertation Theses and monographs (see above) was taken into account (these are listed in the column 'SEX LIT' in Appendix 11, and a list of references for each individual is provided in Appendix 12); d) three discriminant analysis equations based on the individuals whom sex seemed certain were

developed and applied to individuals with uncertain sex determination (these assignments are listed in column 'SEX DA' in Appendix 11). The discriminant equations are based on humeral head superior-inferior diameter (HUMSI, equation 1 in Table 5.1), on the femoral head superior-inferior diameter (FEM_SI, equation 2 in Table 5.1), and on both measurements (equation 3 in Table 5.1).

It should be noted that basing sex determination on humeral and femoral superior-inferior diameters is equivalent to distinguishing males and females on the basis of body size, because both osteometric values are correlated with body mass. This should be usually avoided because it would bias any interpretation of sexual dimorphism, introducing a circular argument. However, I believe my assignment of sex based on the discriminant analysis is justified because a) it is based on osteometric differences between sexes assessed from individuals whose sex was determined using morphology and not size; b) has been used only for individuals whose sex was dubious using other methods; c) the misclassification rate of the equations is low, ranging from 8.96% to 11.47%. In Appendix 11 the column 'SEX DA' indicates 'M' (male) or 'F' (female) when the posterior probability was between 80-100%; 'M?' and 'F?' when the posterior probability was between 60-80%; 'IND' (undetermined sex) when the posterior probability was between 50-60%.

Humeral head equation (1)	M - p=.65867	F - p=.34133
HUMSI	6.926	6.066
Constant	-161.681	-124.772
P value	<0.0000	
N	375	
Misclassification Rate	11.47%	
Femoral head equation (2)	M - p=.65396	F - p=.34604
FEM_SI	7.413	6.495
Constant	-180.699	-139.436
P value	<0.0000	
N	682	
Misclassification Rate	9.24%	
Humeral and Femoral head equation (3)	M - p=.66667	F - p=.33333
HUMSI	3.750	3.263
FEM_SI	4.898	4.311
Constant	-207.023	-159.605
P value	<0.0000	
N	357	
Misclassification Rate	8.96%	

Table 5.1 – Discriminant Equations parameters for sex determination based on humeral head superior-inferior diameter (HUMSI, equation 1), on the femoral head superior-inferior diameter (FEM_SI, equation 2), and on both measurements (equation 3).

5.5 Funerary treatment and Status Analysis

Burials have been widely used in archaeology to make inferences about wealth, status, and role of the deceased individual, as well as interpretations of the political structure of past societies (Saxe, 1970; Binford, 1971; Peebles, 1971). However, it is problematic to make a direct inference on the world of the living by looking at the way they treated their dead. Various studies have explored how funerary symbolism may be misleading due to the complex factors that mediate between status in life and treatment in death (Ucko, 1969; Hodder, 1980, 1982; Parker-Pearson, 1982; Shanks and Tilley, 1982; Samson, 1987; Morris, 1992; Brown, 1995). Moreover, not all the aspects of social organization are equally likely to be reflected in the archaeological record of burials

(O'Shea 1981, 1984). In addition to theoretical problems, the nature of burial data is fragmentary (not all the grave goods preserve) and selective (not all the individuals are buried) (Härke, 1997). The attempt to infer the social status of the individuals studied here from their grave goods is therefore based on assumptions that may be not true. In addition, there is a series of interpretative problems that should be taken into account.

- 1) It is possible that the individuals buried on the necropoleis are not representative of the entire Samnite society and all its social strata. People from lower status may not have had access to ritual burials. However, in both the Orientalizing-Archaic and Hellenistic period there are a great number of burials with only one or two objects. These items include, for example, a single and simple brooch, a spear point, or an ornament for the Orientalizing-Archaic period, a small staple container or a '*vernice nera*' bowl ('black paint ware') for the Hellenistic period. The impression one gets is that many individuals belonged to family groups that could not afford to 'immobilize' too many objects in a deceased relatives' grave, but nevertheless had access to a 'formal' burial into the necropolis. Access to the local necropolis was probably not strictly regimented, as suggested by the great number of necropoleis and their capillary diffusion in the territory (see Chapter 6 – Materials). However, certain areas of the necropoleis may have been reserved to the elites; future special analyses of the necropoleis included here may improve the determination of the social status of the individuals.
- 2) Another representative bias may be due to the fact that most tumuli suffered damage from agricultural practices, and the skeletal material is in most cases became too fragmentary to be included in the biomechanical analysis. As a result,

only two individuals (one male and one female) included in this research were buried in tumuli. However, the tumuli and other monumental architectural elements that served as symbols of status predominated in an earlier phase of the Iron Age; by the Orientalizing-Archaic phase the practice of building tumuli had already greatly declined (and the tumuli included here are small) and the focus of the funerary rite was on grave goods. In fact, many burials accompanied by rich grave goods were in simple pits.

- 3) I assume that people from lower social strata were buried with quantitatively and qualitatively 'poorer' grave goods, while individuals belonging to the 'elites' were buried with rich grave goods. This assumes not only that elite and influential individuals were also wealthy, but also a 'capitalistic' and incremental concept of wealth that may have not been present among Samnites. This assumption may be problematic especially for the Orientalizing-Archaic period. Ancient literary sources from the analogous period in Greek history record instances in which individuals with high social status (warring aristocrats) may have been often buried with rather poor grave goods (although they were probably loaded with symbolic meaning) (D'Andrea, personal communication). A probably example of this in this sample is the burial 531 of the Fossa necropolis. The burial was in a tumulus, which was reserved to high-status individuals, but the grave goods consist only of a razor, which probably is not even a status object but an indicator of gender (Cosentino et al., 2001). However, most of the archaeological studies of the Orientalizing period in Europe and Italy support the scenario of the development of a warlike and competitive aristocracy eager to display their status, wealth, and control over commerce by imitating the Greek aristocracy in many

aspects, including funerary treatment. The archaeological and iconographic evidence described here about Samnites strongly suggests that they were influenced by the same ideology (see Chapter 2). Thus, the assumption that wealthy individuals were also socially and politically dominant appears reasonable (Markantonatos, 1998). Moreover, the opposite, that individual with lower social status may have been buried with rich grave goods, seems unlikely. The possible bias in the results likely consists of elite individuals who would be misallocated into the ‘low status category’. When interpreting the results, the possibility of this directional bias for the O-A period will be taken into account.

- 4) The samples used here lump together individuals belonging to different necropoleis. This factor is probably minor for the necropoleis of the Aterno River Valley, which are all very close to each other (see Chapter 6 – Materials) and belong to the same people (Vestini). In contrast, the Alfedena necropolis lies 50 km south of the Aterno River valley, and was used by another people of Samnite stock, the Pentri. In the earliest phase, some differences in funerary treatment are present, but within the general pattern of the Orientalizing-Archaic. In the Classic period, differences are more marked especially in terms of numerical consistency (more grave goods in the Alfedena necropolis, especially in females). Alfedena skeletal material from the Orientalizing-Archaic period was included in the larger Orientalizing-Archaic sample, but results obtained by excluding this necropolis will be also provided in Chapter 7. For the analysis of skeletal properties of the Classic period, the Alfedena material was used as a comparative sample.
- 5) Two periods include individuals that span three centuries in the Orientalizing-Archaic period (800 – 500 BC), or four in the Hellenistic period (400 – ca. 0 BC).

A more precise chronological assessment is not available in this phase of research for most of the skeletal series. Diachronic changes in funerary treatment were possibly present during those centuries, and lumping individuals in the same broad time category may bias the results. This is particularly true for the Orientalizing-Archaic, which shows in the name itself the transitional nature of this period. In order to partially address this problem – which can be definitely be resolved only through a thorough typological analysis of all burials and extensive AMS dating – this study used the individuals that possess a more precise chronological collocation in order to detect possible temporal trends in grave good richness within the Orientalizing-Archaic period.

- 6) Several individuals were assigned to the Classic period solely on the basis of a complete absence of grave goods. Those individuals are indicated as ‘V SEC?’ in the PERIOD column of Appendix 11. The attribution to this period seems the most reasonable given that the Classic period saw a marked decrease and then disappearance of grave goods (see above). Once again, the only way to be certain would be extensive AMS dating of the skeletal material, for which there were no funds in this phase of research. The possible bias induced by those uncertain burials in the analyses of the Classic period is addressed in Chapter 7 - Results.

With all of these caveats in mind, in this research I will use a simple way to infer the social status of the individuals: the Status (SI) and the Rarity Indices (RI), calculated from the list of grave goods associated with each burial (Bernabei et al., 1995; Cuozzo, 2003; D’Andrea, 2006; Melandri, 2010). Grave goods were divided in simple functional categories (abbreviated as k) (e.g. weapons, grilling equipment, banqueting equipment,

food containers; see below for details); for each category, the Coefficient of Status was calculated:

$$(1) Cs(k) = \sum(h) [N(hk)/N(k)]$$

Where $N(k)$ is the number of burials that contain the k category, and $N(hk)$ is the number of items present in the h^{th} burial that contains the k category.

The Coefficient of Rarity of each category was also calculated using the formula:

$$(2) Cr(k) = 1 - [f(k)/F(\max)]$$

Where $f(k)$ is the absolute frequency of the k category in the sample, and $F(\max)$ is the absolute frequency of the most common k category in the sample. For each category, the Cr varies from 0 to 1, where 0 is the value for the most common category. Following Melandri (2010), the value 0.1 was *post-hoc* assigned to most common category, in order not to exclude it completely from the analysis.

For both formulae, it is possible to calculate the SI and RI for the burial by considering the highest coefficient (Richest Type method) or the sum of the indices present in each grave times the number of k items (Sum Type method). The Sum Type method is used here because this analysis is based on simple categories that do not take into account (at least directly) whether a particular item is finely crafted or imported. A Richest Type method would be reliable only after a typological (and arbitrary) assessment of the quality of all grave goods.

This lack of precise determination of the qualitative nature of grave goods means that a significant portion of possible information on ‘richness’ may be overlooked; a typological analysis of each grave good would likely give a more accurate depiction of

the level of prestige associated with a burial. Moreover, a comprehensive analysis of the context of the funeral rite might give information on the relative importance of certain categories, allowing for the calculation of a weighted $Cs(k)$ (Cuozzo, 2003). However, these studies have not been performed yet for most of the necropoleis included in this research. Therefore, in order to maximize sample size, in this preliminary phase a simpler type of analysis was performed. Future analyses and interpretations could certainly benefit from a more detailed assessment of the quality of the items used to estimate status. However, on his monograph about the archaeology of Samnites, Tagliamonte (1997) notes that rich burials are most often quantitatively rather than qualitatively rich, because the item categories he considered were largely similar to poorer burials.

Appendices 33-57 present the raw data, and the calculated Status Index for the necropoleis of the Aterno River Valley and Alfedena; Appendices 58-73 contain the calculation of the Rarity Index. Indices for the individuals of the Alfedena necropolis were calculated separately due to some consistent difference in funerary treatment. Although the categories of grave goods are the same, Alfedena people were almost exclusively buried in a stone cyst, while the same treatment is rare in the Aterno River Valley. Moreover, a bronze belt is prevalently associated with females in the Aterno River Valley, but with males at Alfedena. Within the same period and gender, there are no apparent differences in funerary treatment between necropoleis of the Aterno River Valley, so these necropoleis were pooled together for the analysis of status.

Indices were calculated separately for the Orientalizing-Archaic and the Hellenistic period, given the major differences in funerary treatment between the two periods. Within periods, indices were calculated separately for males and females in the Orientalizing-Archaic sample, because of the marked differences in funerary treatment

based on gender. In the Hellenistic period, no consistent difference in grave goods is detectable between sexes; therefore the Status and Rarity Indices were calculated for the pooled sex sample. In the Classic period (V SEC) most of the burials contained no grave goods, and the ones that did contained only a few objects. The Status and Rarity Indices were calculated by sex using the same categories used for the Orientalizing-Archaic analysis. The opportunity to consider the relatively richer burials of the Classic period as belonging to individuals with high status will be discussed.

The list of goods present in each grave was obtained from burial recoding sheets and excavation reports archived at Museo di Preistoria di Celano, and Soprintendenza Archeologica di Chieti, unpublished Master's and Doctorate Theses (Cusella, 1998; Bernardini, 2001; Esposito, 2006; La Terra, 2007; Weidig, 2010; Napolitano, 2012), and published monographs (Bedini et al., 1975; Parise Badoni and Ruggeri Giove, 1980; Cosentino et al., 2001; D'Ercole et al., 2003a,b; Weidig, in press). Unfortunately, it was not possible to retrieve the documentation for 60 individuals belonging to the necropoleis of Capestrano, Cinturelli, Fossa, and Poggio Picenze – Varranone. Those individuals are marked as undetermined ('IND') in the column PERIOD in Appendix 11. The individuals with uncertain temporal collocation clearly belong to one of the three periods considered here, and were therefore included in the regression equations for calculating humeral lengths, and in the discriminant analysis equations to estimate sex.

Only items that were identified in the burial recording sheet were included in a category. Non identified fragmentary elements were recorded in the appropriate category only if they were made of bronze or silver (see below for more detail on the way items were counted in each category). Fragments of pottery indicated in the burial recording sheet were not included in a category because it is impossible to determine whether they

belong to the soil filling of the pit, or if they represent ritually broken vessels as part of the funerary ritual (D'Ercole and Benelli, 2004).

The presence or absence of a wooden coffin is most likely an indicator of wealth. Given that coffins were widely used during all of the periods under study, the absence of a coffin would indicate an individual of lower social status. Studying the presence, size and quality of the coffin would be useful to discriminate between burials that fall in the 'simple pit' category, and would help to make sense the presence of simple pits with rich grave goods. However, wood often does not preserve and the nails and hinges were often recorded as 'iron element' in the burial recording sheet or it is uncertain whether they belong to one burial or to the next one in closely clustered interments. In order to avoid biasing the analysis with unreliable information, I did not take into account the data on the coffin when present.

5.5.1 Burial type categories

Funerary architecture is included in the burial analysis for the Status and Rarity Indices. In the calculation of the Rarity Index, the relative and maximum frequency of the burial type was calculated separately from the Indices based on grave goods. The Status and Rarity Indices obtained for burial type was summed to the Indices based on grave goods. Given that no information is available on the symbolic meaning of each burial type, the categorization is based on a simple estimate of complexity, and time expenditure to realize the grave.

The categories used for the Orientalizing-Archaic and Classic period are:

- 1) Simple pit: the most common type of burial. The bottom of the pit is sometimes covered with gravel. Many simple pits contain rich grave goods.

- 2) Pit with stones; a simple pit with a number of medium dimension stones (50 cm – 1 m) arranged around the body.
- 3) Pit with covered with stone slabs or stone cyst. The pit is covered by flat slabs of stones, or the slabs form a stone cyst. This burial type is the norm among the Alfedena Samnites, and quite rare in the Aterno River Valley.
- 4) Pit with niche: the niche is dug close to the feet of the burial, and encircled with stones (20-30 cm). The niche usually contains medium to large size containers for food.
- 5) Tumulus: the pit is excavated on the top of an artificial hill circled at the base with stones (ca. 1 m diameter). The size of the tumuli in the Orientalizing-Archaic is significantly smaller (4-6 m of diameter) than what seen in the Early Iron Age (10-20 m of diameter). This is the kind of burial that probably required more labor force and time, and was most likely reserved for important individuals.

The categories used for the Hellenistic period are:

- 1) Simple pit; like in the previous Orientalizing-Archaic period, the most simple and common type of burial is not consistently associated with a small number of grave goods. Many rich assemblages come from simple pits, which are usually deeper than what is seen in the Orientalizing-Archaic period, and may be equivalent in size to a chamber tomb (Copersino and D'Ercole, 2003).
- 2) Pit with stones, wood trunk or pantiles: a simple pit with a number of medium dimension stones (50 cm – 1 m) arranged around the body. Included in this category were the few burials that contain a wood trunk alongside the skeleton or ceramic pantiles as a cover.

- 3) Pit covered with stone slabs: similar to the Orientalizing-Archaic burials of the same category.
- 4) Pit with stairs, niche or *dromos*: a simple pit with an architectural component such as a niche at the feet of the burial, or a lateral shoulder formed by stone slabs ('stairs'), or an access corridor ('*dromos*').
- 5) Chamber: constructed out of stone blocks, usually with dimensions of 2-3 m (width), 3-4 m (depth), and 2 m (height). They often contain more than one individual, and the earlier occupant is often re-buried in a secondary burial inside the chamber. Grave goods composition is generally similar to the one seen in the other burial types, but in much greater quantity. The monumentality of the burial and the amount of grave goods strongly suggest that this type of burial was reserved to the elites. Given that it is often problematic to associate grave goods with specific individuals buried in a collective tomb, the total Status Index and Rarity Index based on the total number of grave goods was divided by the number of occupants of the chamber.
- 6) Chamber with *dromos*; a chamber tomb with an ample monumental access corridor.

5.5.2 Grave goods categories for the Orientalizing-Archaic and Classic periods.

The choice of the categories has an effect on the calculation of the coefficients of Status and Rarity. The effect appears however marginal especially in the calculation of the Status Index, because the total amount of grave goods in the burials where the category is present has an important effect as well. Several analyses with various degrees of splitting and lumping of categories were performed (not shown here) and the results

obtained were largely similar. I decided to use the categories detailed below, and provide justification when splitting similar categories (e.g. banqueting items separated from symposium items) based on the available contextual information on Samnite funerary treatment.

Weapons:

In Iron Age Europe, weapons (particularly swords) played a special role in representing male status (Collis, 1984; Bogucki and Crabtree, 2004; Wells, 2012). Forging weapons required a great amount of labor performed by a skilled blacksmith, and a considerable amount of metal (Wells, 2012). From the Middle Bronze Age onward, burial evidence suggests that: 1) swords were possessed only by a fraction of the adult male population; 2) swords rarely occur in ‘poor’ graves, and it is unusual to find a rich male grave that does not include a sword or a dagger (Wells, 2012).

As in the rest of Europe, in all of the Iron Age periods considered here weapons are associated to male burials. However, it is only in the Orientalizing-Archaic period that weapons are common in assemblages of grave goods, and often consist of one or more spear points with a sword or a dagger (D’Ercole, 1990; Grossi, 1990; Papi, 1990; Tagliamonte, 1997, 1999). Greek historians called Samnites ‘the javelin people’, and Roman sources described them as ‘people accustomed to the use of formidable weapons’ (Tagliamonte, 2009).

The categories used in this research are:

- **Axe.** Very rare weapon, present in only three Orientalizing-Archaic male burials. It is probably an important status item, and is depicted in the statue of the Castrano warrior (see Chapter 2).

- **Spear points.** Two types of metal points were lumped in this category: spear and javelin points. Each point is usually accompanied by a metal spike on the base of the shaft (a *sauroter*, literally ‘lizard killer’). Each point and *sauroter* pair was considered as a single item.
- **Swords and daggers.** These items are usually associated with a scabbard, which was not counted as a separate item.
- **Hercules club.** This rare decorated item is more of a status object than a real weapon. It makes reference to the cult of Hercules, the demi-god armed with a club, introduced into Samnium by the Greeks (Campanelli and Faustoferri, 2001).

Dress and ornaments:

The following categories have a different frequency in male and female burials. Female burials show a higher number of brooches (*fibulae*) and more ornaments (Tagliamonte, 1997), while shoe hobnails are almost exclusively present in male burials.

- **Fibulae.** These clothing pins were found on the chest or shoulder of buried individuals, and from their number it is possible to reconstruct the complexity of the funerary dress. Fibulae were important visual objects, and probably indicators of status (Wells, 2012). Accordingly, in the samples used here these objects are very variable in style and quality, ranging from simple pins to art masterpieces. Unfortunately, at this stage of research only quantitative data could be included in the status analysis. A fibula was counted if an identifiable element was preserved, such as its *lamina*.
- **Shoes.** Most of the shoes were probably made of hides and therefore archaeologically invisible. To this category belongs a specific kind of studded

boots probably associated to traversing rugged and snowy terrains. Like the following category, boots were probably used for long distance movements due to herding, commerce, territorial patrolling, and other similar activities. They are almost exclusively associated to male burials. A pair of shoes was counted in presence of iron hobnails, or the characteristic ‘omega hooks’ (independently by their number).

- **Ski poles.** In this category fall metal objects that have been interpreted as tips of ski poles (Weidig, 2007). They are exclusively present in male burials, and were probably used to help traversing rugged snowy areas.
- **Ornaments.** Most ornaments are preferentially present in female burials, although rings and arm rings are common in male burials. Other ornaments include necklaces and pendants in bronze, glass ware, bone, or amber; decorated disks to be pinned to the dress (*kardiophylakes*); bone hairpins. Necklaces were often found still *in situ*, which made it possible to count their number. When sparse elements were found, only one necklace was counted in the table.
- **Body care instruments.** The most common item in this category is the bronze razor, exclusively found in male graves. The presence of the razor does not seem to indicate status but the attainment of the adult age (Cosentino et al., 2001). Other less common items in this category are metal tweezers and ear-wipers.

Grilling and cooking:

Iron items in this category were used for roasting meat: skewers, andirons, knives, shears, and graters. Roasting meat was part of the *symposium* tradition.

Wool spinning tools:

Spindles and reels were almost exclusively found in female burials (the only exception is the Cinturelli 199 burial, which is anatomically male), and women are often represented while weaving in paintings and in the literature. Wool spinning and textile production were important economic activities among Samnites since the 8th century BC (Marino, 1992; Martuscelli, 2003), and their association with female burials suggests that women played a key role in the economy.

Ceramic ware:

Pottery is the most common kind of grave good found in Samnite burials. As seen in previous research, no difference is present between male and female ceramic assemblages (e.g. Vida Navarro, 1992; D'Ercole and Benelli, 2004). The differentiation between rich and poor assemblages is threefold: numerical, categorical, and typological. In this research, the typological aspect will not be analyzed (see above), although it is most likely particularly important in pottery, where impressive imported Attic ceramics may be present. The numerical and categorical aspects are linked: poor burials usually contain ceramic ware for personal use (a plate, a bowl, a small food container), which may indicate the role of houseguest (at best) in *symposia*. Conversely, rich burials include bigger food containers, amphorae, and equipment to serve wine, which indicate the ability to organize banquets for many people, and therefore the prominent social role of the deceased.

I categorized pottery as follows:

- **Banqueting instruments.** Ceramic ware for personal consumption of food: bowls and plates.

- **Drinking vessels.** Ceramic ware for personal consumption of wine: cups, chalices, goblets.
- **Food containers.** Containers used to store and cook food, including pots, *olla*, *olletta*, and jars. In this research, only the number of these vessels is taken into account. Their size would also be indicative of the ability to host numerous guests, but in this phase of research this factor was not considered, except when the size is exceptional (see below).
- **Large food containers.** Containers of particularly large dimensions (more than 50 cm of diameter) are called *dolium*, and indicate the ability to store a great quantity of food. A wealthy family certainly possessed several of these containers, but the decision to consecrate one or more in a burial most likely indicated the high social status of the deceased.
- **Symposium.** Included in this category were included ceramic items suited for serving wine and food during banquets. The Greek origin of most of these items is revealed by their names, and they include various kinds of pitchers (*aryballos*, *olpe*, *oinochoe*), wine containers (*skyphos*, *anphora*), dippers (*atingitoio*), and plates to serve several people (*kylix*, *kotyle*, *patera*).

Bronze ware

Bronze containers and ornaments are generally not rare, but appear to be associated with rich burials (Grassi, 2003). Given that all of the objects commonly considered indicators of status are made of bronze (the Hercules club, the cauldron, and the belt), I created a category (Br-Ag Items) that emphasizes the importance of this metal (the very rare silver elements are included in this category as well).

- **Cauldron (*bacile*).** Often decorated, this was a probable status item in male burials, and was used to serve roasted meat during *symposia*.
- **Belt.** This sizeable object is composed by several finely decorated plaques, and most likely required a great amount of work from a skilled artisan. In the Aterno River Valley, this item is present mainly in female burials (8 over 116), and only in two male burials (over 230). At Alfedena, the belt is composed of a single forged and decorated bronze band, and is associated with male burials (1 over 10 in the Orientalizing-Archaic, and 3 over 36 in the Classic period).
- **Bronze symposium containers.** Very rare symposium pitchers, present in only in 3 male burials.
- **Bronze and Silver elements.** A bronze or silver item from any category (fibulae, ornament, cauldron, belt, etc.) will also count in this category. This may partially obviate to the lack of typological analysis of grave goods, and will give more weight to these precious objects. It should be noted that I performed the analysis also by excluding this category, and results are virtually identical.

5.5.3 *Grave goods categories for the Hellenistic period*

In the Hellenistic period, the emphasis in grave goods is placed on symposium and banqueting equipment, and on the care of the body. Weapons virtually disappear, and no clear distinction is present between male and female burials (Esposito, 2006). Status and Rarity indices were therefore calculated for the pooled sex sample.

Weapons:

In five cases, the burial recording sheet indicates the presence of a spear point. In many other cases, the point is present but the probable provenience from the filling of the

grave is indicated, therefore the element was not counted. For example, in one case (Bazzano 388) a dagger was indicated in the burial recording sheet, but as placed ‘under’ the buried. This unusual position strongly suggests that the item belongs to an Orientalizing-Archaic grave (mixed skeletal material and a spear point are also mentioned in the burial recording sheet as belonging to the filling) which was disturbed by the Hellenistic inhumation. It is possible that all the spear points indicated in the burial recording sheet actually belong to the filling of the grave; in support of this hypothesis there is also the absence of the sauroter (the metal element placed at the base of the pole), usually associated with spear points in the Orientalizing-Archaic period. This possibility should be tested in future research, and would call for a revision of the Status and Rarity index calculated here. However, it is unlikely that those five individuals will significantly bias the results of the 274 Hellenistic burials presented here.

Dress and ornaments:

The categorization of dress and ornaments follows the one proposed for the Orientalizing-Archaic period, and consists in two categories:

- **Fibulae.** This category includes brooches, pins and buckles that were used on dresses.
- **Ornaments.** As in the previous periods, this category includes rings, necklaces and pendants in bronze, glass ware, bone, or amber.

Grilling and cooking:

Grilling and cooking items are more frequent in the Hellenistic period. In addition to items analogous to the ones found earlier (knives, shears, andirons, skewers), the *kreagra* (a sort of carving fork) becomes common.

Ceramic ware:

The only marked change in the ceramic assemblages in the Hellenistic period is their richness, and the appearance of the black ware pottery (*vernice nera*). The categorization largely follows the previous periods, dividing the pottery in the following categories: banqueting (for personal use), drinking vessels, food containers, and symposium. Due to the disappearance of the large *dolium*, the category ‘big food containers’ is not present here.

Lighting equipment:

Items in this category are most likely connected with the symposium tradition, and signal the ability of the deceased to host night-time feasts. The category includes oil lamps and their stands called *thymiaterion*.

Culture, gaming and body care:

The emphasis on bodily care, gymnastic activities, and leisure is a novelty of the Hellenistic period. Culture and gaming items appear to be present only in the richest graves, while items related to gymnastic pursuit and the bodily care are more common. In this broad group I identified the following categories:

- **Culture.** Items related to cultural activities, such as inkpots and pen-nibs.

- **Gaming sets.** Dices and pawn pieces. A single gaming set was counted for each cluster of pieces.
- **Small vessels body care.** This category includes small ceramic and glass containers used for preserving perfumes and unguents: *balsamaria* and pyxes (*pisside*).
- **Body care and gymnastic.** Included in this category is the *strigilis*, a metal object used to scrape sweat, unguents, and sand off the body during gymnastic activities. Also tweezers, non-better specified toilette instruments, and mirrors are included in this category.

Wool spinning tools

Reels and spindles are still present in Hellenistic burials, indicating that the economic importance of wool processing among Samnites continued in this period.

Ivory funerary bed

Certainly the most formidable of the status items, it is composed by various carved ivory elements representing deities and mythological figures. It was found exclusively in chamber burials, and certainly was commissioned only by the most notable members of the society (Copersino and D'Ercole, 2003).

Chapter 6 – Materials

6.1 – Geographic localization of the skeletal series

The skeletal series included in this study belong to 11 necropoleis listed in Table 6.1, along with their sample size. All the necropoleis fall within the territory of the modern Abruzzo Italian Region (Figure 6.1), and in particular in the L'Aquila District (*Provincia*). Of the 11 necropoleis, 10 are located very close to each other in the Aterno River Valley, which connects L'Aquila to Popoli (Figure 6.2 and 6.3); one, Alfedena, is c. 50 Km south of the Aterno River Valley at the boundary between the Abruzzo and Campania regions. The 10 necropoleis in the Aterno River Valley all belong to the same people, called Vestini by ancient historians; Alfedena was settled by the Pentri people. Both the Vestini and the Pentri belonged to the Oscan ethno-linguistic group, and were part of the later Samnite League.

The 10 skeletal series coming from the necropoleis located in the Aterno River Valley are preserved in the museum 'Musé' at Paludi di Celano (Avezzano), Abruzzo Region. The Alfedena skeletal series is preserved in part in the museum 'Museo di Antropologia Giuseppe Sergi - Polo Museale Sapienza' (Rome), Lazio Region, and in part at the Anthropology Department, Università de L'Aquila (L'Aquila), Abruzzo Region.

Necropolis	Number of individuals	Period
Alfedena	68	Orientalizing-Archaic; Hellenistic
Barisciano - San Lorenzo	55	Orientalizing-Archaic
Bazzano	338	Orientalizing-Archaic; Hellenistic
Campo Rosso - San Pio delle Camere	12	Orientalizing-Archaic
Capestrano	20	Orientalizing-Archaic; Hellenistic
Colli Bianchi - San Pio delle Camere	51	Orientalizing-Archaic; Hellenistic
Cinturelli – Caporciano	138	Orientalizing-Archaic; Hellenistic
Fossa	100	Orientalizing-Archaic; Hellenistic
Navelli	3	Hellenistic
Peltuinum - Prata d'Ansidonia	8	Orientalizing-Archaic; Hellenistic
Poggio Picenze- Varranone	51	Orientalizing-Archaic; Hellenistic
Total sample size	844	

Table 6.1 – List of necropoleis included in the research, with sample size and chronology.



Figure 6.1 – The Abruzzo region in Italy is evidenced into the red rectangle (Google Maps™).

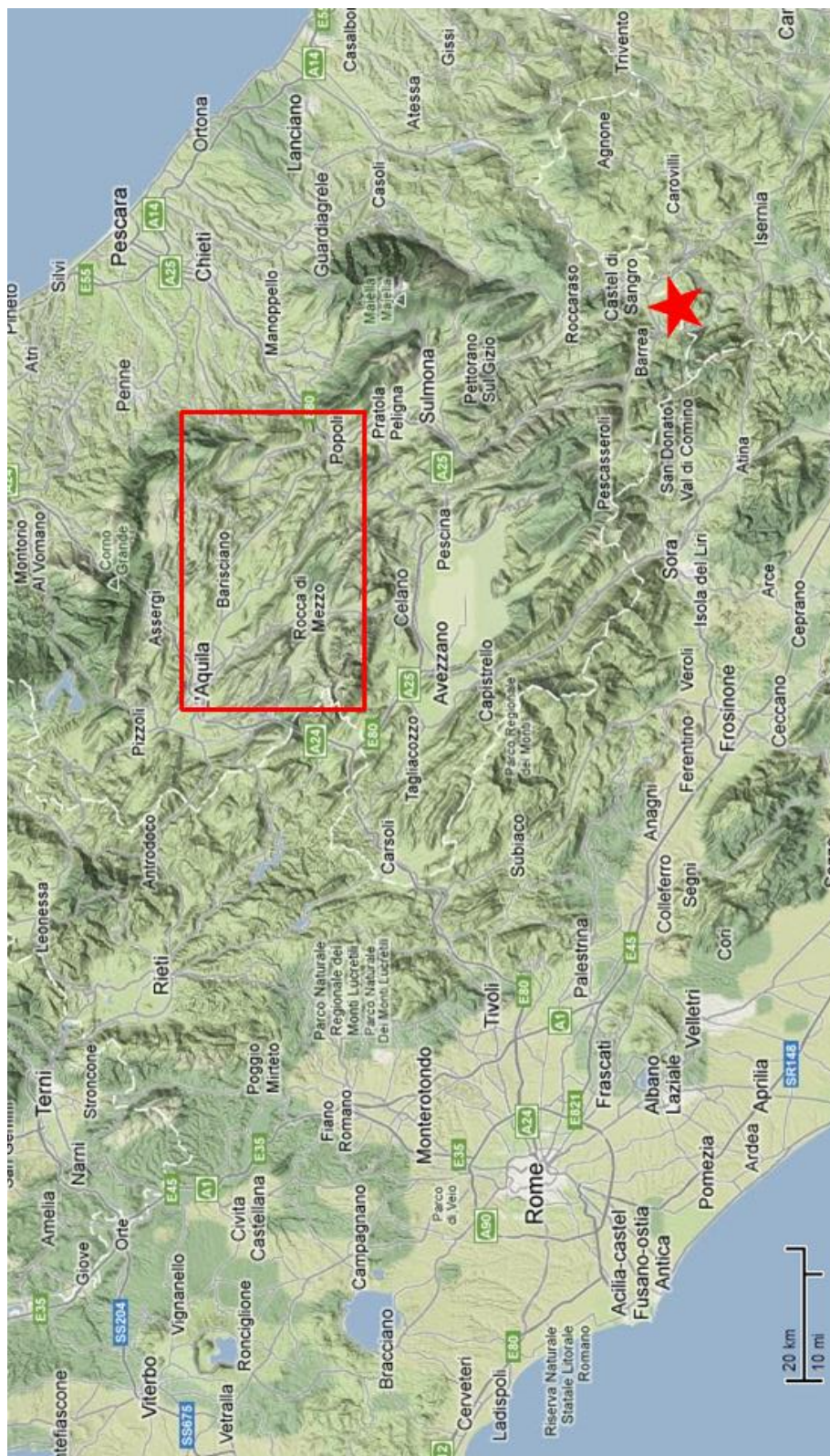
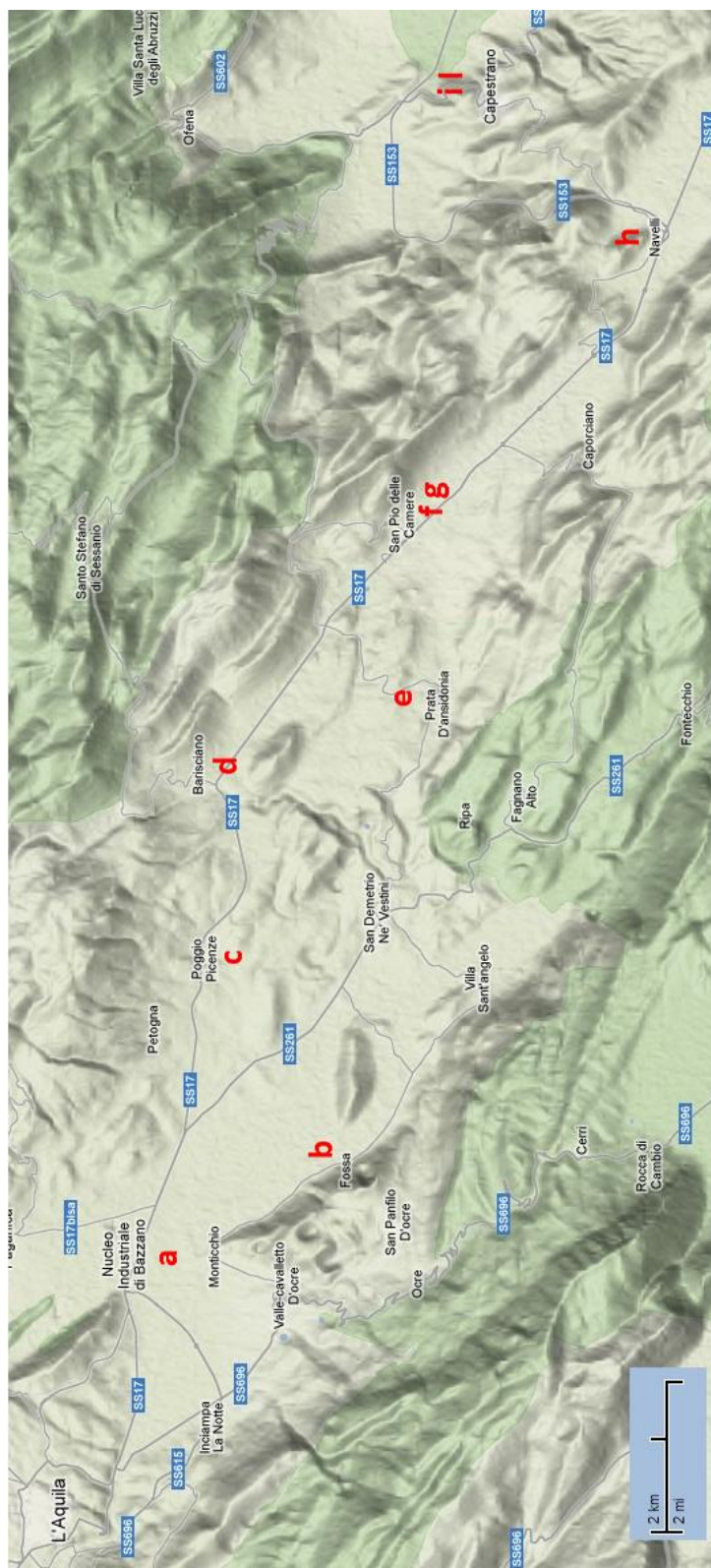


Figure 6.2. – Magnification of the rectangle in Figure 6.1. The rectangle delimits the area where 10 necropoleis included in this study were discovered. The red star indicates the location of the necropolis of Alfedena (Google Maps™).



6.2 - Brief description of the necropoleis

Hundreds of necropoleis dated to the Iron Age have been discovered in central Italy, despite the fact that the research has not been exhaustive (e.g. D'Ercole et al., 1990; Bietti-Sestieri, 1992; Tagliamonte, 1997; AAVV, 1999, 2003; Cuozzo, 2003; Clementi, 2007). The Aterno River Valley is noteworthy for the high concentration of necropoleis in a restricted area, including a large one that yielded thousands of burials (Bazzano). However, Bazzano is also the only area that has been extensively excavated due to the construction of a large industrial complex. It is likely that only a minimal portion of the burials present in the Aterno River Valley have been discovered. Below, I provide a brief description of the necropoleis included in this study.

Barisciano –San Lorenzo

The necropolis was discovered in 2006, and excavated in 2007. It extends in an area of c. 3,000 square meters, and consists in 133 burials (Napolitano, 2012). All of the burials are simple pits, with or without niche, and are oriented east-west. It includes only burials belonging to the Orientalizing-Archaic period, generally in excellent state of preservation due to the sandy terrain.

Bazzano

The necropolis of Bazzano is the largest included in this study. The presence of Iron Age burials in the area was noted since the end of the 18th century (Bestetti, 2002), but only between the years 1992-2006 was the necropolis systematically excavated due to the construction of the Bazzano industrial complex. To date the necropolis has yielded 1662 burials, spanning from the early Iron Age (c. 800 BC) to the Roman period (c. 100 AD) (Bernardini, 2001; Gubbiotti, 2001; Bestetti, 2002; Ridolfi, 2002; Melandri, 2005;

Esposito, 2006; La Terra, 2007; Weidig, 2010). Due to the superimposition of many of the graves, a relative chronology for many burials non containing diagnostic material is possible (Bestetti, 2002; Weidig, 2010).

Campo Rosso – San Pio delle Camere

The small necropolis was discovered in 2006, together with Barisciano – San Lorenzo with which it shares many similarities. Also in this necropolis, all of the 24 burials belong to the Orientalizing-Archaic phase and consist in simple pits oriented east-west (Napolitano, 2012).

Capestrano

The first excavation in the area dates back to 1934; in 2003, another lot was explored and yielded 82 burials belonging to both the Orientalizing-Archaic and the Hellenistic phases (D’Ercole and Cella, 2007b). The total number of burials excavated is uncertain, but can be estimated to c. 260. Some of the Archaic burials are arranged in circles around what appears to be the trace of an Early Iron Age tumulus. The chronology of the necropolis therefore spans from the Early Iron Age to Roman times.

Colli Bianchi – San Pio delle Camere

The necropolis was discovered and excavated in 2006 together with Barisciano – San Lorenzo and Campo Rosso. In contrast with the other two necropoleis in the area, Colli Bianchi has a longer chronology and contains 119 burials spanning from the Orientalizing-Archaic to the Roman period (D’Ercole and Martellone, 2007b).

Cinturelli – Caporciano

The necropolis was discovered in 2005 and 327 burials were excavated in the following years. The chronology of the necropolis spans from the Orientalizing period to Hellenistic times (Dolciotti and Scardazza, 2007).

Fossa

After Bazzano, this is the largest necropolis included in this study, and is the one that preserved the most examples of monumental architecture. Numerous tumuli and alignments of menhirs belonging to the Early Iron Age have been excavated since 1992 as well as several Hellenistic chamber tombs (Cosentino et al., 2001; Copersino and D’Ercole, 2003; D’Ercole and Benelli, 2004). The total number of burials spanning from the Early Iron Age to Roman times excavated to date is 573.

Navelli

This small necropolis was discovered in 2006 and consists in five Hellenistic chamber tombs including an ivory funerary bed (D’Ercole and Martellone, 2009).

Peltuinum

The necropolis was discovered in 2009, and in the years 2009-2012 the excavations have unearthed 132 burials spanning from the Orientalizing-Archaic period to the Roman times (Martellone, unpublished excavation reports).

Poggio Picenze

The necropolis was discovered and excavated beginning in 2006. The skeletal remains and the associated grave goods of 221 individuals are preserved in the Celano Museum (Avezzano, Italy). Unfortunately, only a small part of the documentation (excavation reports and burial recording sheets) could be retrieved.

Alfedena

This necropolis is the only one included in this study that does not belong to the Aterno River Valley. It was discovered and partially excavated in the second half of the 18th century (Mariani, 1901). About 1,400 burials were unearthed from a surface of c. 36,000 square meters, but unfortunately almost the totality of the skeletal material has been lost over the years. Between 1974 and 1979, a new campaign excavated an additional 3,000 square meters and discovered 132 burials with the associated grave goods (Parise Badoni and Ruggeri Giove, 1980; Parise Badoni et al., 1982). Data included in this study derive from my previous research (Sparacello et al., 2011).

6.3 – Non-Iron Age comparative samples

Paleolithic individuals

The Early Upper Paleolithic (abbreviated as ‘EUP’) sample includes material often referred to as Mid-Upper Paleolithic ranging from about 30,000-20,000 BP (Roebroeks et al., 2000). The archaeological context is primarily Gravettian, although a few specimens were associated to Aurignacian layers (Holt, 2003). The Late Upper Paleolithic (abbreviated as ‘LUP’) sample comes from LGM through terminal Pleistocene contexts, and ranges from about 19,000-10,000 BP (Holt, 2003). Data

included in this study derive from previous published research (Holt, 1999, 2003; Holt et al., 2000; Holt and Formicola, 2008); data on the individuals from the Romito cave (Cosenza, Italy) were collected during previous research. The main subsistence activity performed by both the EUP and LUP people was hunting mid- to large-size fauna (Svoboda et al., 1996; Roebroeks et al., 2000; Mussi, 2000).

Neolithic individuals

The Ligurian Neolithic sample (abbreviated as 'NEOL') dates back to 6000-5500 BP (Maggi, 1997) and comes from several nearby caves (e.g. Arene Candide, Arma dell'Aquila, Bergeggi, Boragni) located near Finale Ligure (Savona, Italy). Most of the data come from previous research I collaborated to (Marchi et al., 2006; Sparacello and Marchi., 2008; Marchi et al., 2011); in this study, I added data for 6 additional individuals (Arene Candide III, IV, V, 6, VIII; Arma dell'Aquila III) using published osteometric measurements (Parenti and Messeri, 1962). The CSG properties were calculated from external diameters using the regression equations based of actual CSG on external dimensions model (Pearson et al., 2006, 2007). Subsistence was based mainly on pastoralism, while agriculture had a minor role in the economy (Marchi et al., 2006).

Medieval individuals

The Ligurian Medieval sample (abbreviated as MED) was unearthed from the necropolis of San Paragorio at Noli (Savona, Italy). The skeletal material has been dated from the 10th to 15th century AD (Fronzoni, 2004). The characteristics of the burials show that San Paragorio was a graveyard for commoners including humble villagers and fishermen (Fronzoni and Geltrudini, personal communication). The main subsistence

activities were fishing and agriculture in small terraced lots. Data derive from previous published research (Sparacello and Marchi, 2008).

Chapter 7 – Results.

In this chapter I provide the results obtained for the test of expectations outlined on chapter 3 and 4. In order to make this section more readable, I include in this chapter only the figures and tables relevant to the hypothesis testing. Larger tables that do not present statistically significant results, or that are briefly summarized in the text, are provided on Appendices 1-7.

In Appendix 11 are listed the estimated sex and period for the individuals included in this research. In case the sex or the period could not be determined, the individual was marked as ‘undetermined’ (IND) and was not included in the analyses that take into account those parameters. When the sex or period is marked with a question mark, the attribution is uncertain: ‘M?’ means ‘probable male’. In this analysis, the individual was included in the category it would be without the question mark. It should be noted that the analysis has been performed also by excluding those individuals (not shown here for space reasons), and results are virtually identical.

7.1 Preliminary analyses

Before comparing subsamples based on period, sex, and social class, a number of preliminary analyses need to be run:

- 1) In order to determine whether a parametric or non-parametric statistical test is relevant to the comparisons, it is necessary to verify that the distribution of the values for each variable does not significantly deviate from normality.
- 2) It should be verified that none of the variables considered here is influenced by adult age. If a variable is correlated with age, the behavioral interpretation of

differences in average values among subsamples for that variable would be undermined and any difference may be due to different mean age among subsamples.

- 3) It is necessary to verify whether the two Indices used to calculate the richness of grave goods (Status and Rarity Indices) are strongly correlated. If that is the case, only one index will be used in order to avoid redundancy.
- 4) The continuous index used to estimate grave richness will be categorized by dividing individuals in each subsample in 'low', 'medium' (if feasible) and 'high' status. This will allow for the employment of the Status Index in parametric and non-parametric comparisons (ANOVA and comparisons of ranks).

7.1.1 Normality test

In biostatistics, most lengths and physiological values are expected to be log-normally distributed (Sokal and Rohlf, 2009). However, log transformation is mainly performed in regression analysis; when comparing sample statistics among subsamples, parametric tests are used when the distribution does not deviate significantly from normality, and non-parametric tests otherwise. Shapiro Wilk's normality test has been performed for each variable included in this study, and for each subsample based on period and sex (Table 7.1). The only variable that does not significantly deviate from normality for all subsamples is stature. Only parametric tests (post-hoc Tukey's Honestly Significant Difference and Fisher's Least Squared Distance) will be therefore employed when comparing groups for stature differences. When analyzing the other variables, the results of a non-parametric test (pairwise Mann-Whitney U-Test) will be provided.

Shapiro-Wilk Normality Test	TA ³ HUM ⁴ R	ZP HUM R	J HUM R	IXN HUM R	TA HUM L	ZP HUM L	J HUM L	IXN HUM L	HUM BA	TA FEM	ZP FEM	J FEM	IXY FEM	IXY ^a FEM	TA TIB	ZP TIB	J TIB	IXN TIB	ST	SI	RI
EUP ¹ M ²																			NS		
EUP F																			NS		
LUP M																			NS		
LUP F																			NS		
NEOL M	NS ⁶	NS	NS	NS	NS	NS	*	**	NS	NS	NS	NS	NS	NS	NS	NS	NS	NS	NS		
NEOL F	NS	NS	NS	NS	NS	NS	NS	*	NS	NS	NS	NS	NS	NS	NS	NS	NS	***	NS		
O-A M	**	***	***	***	***	***	***	***	***	NS	NS	*	NS	NS	*	NS	NS	**	NS	***	***
O-A F	*	NS	NS	***	**	NS	NS	NS	***	NS	NS	NS	NS	NS	NS	NS	NS	**	NS	***	**
V SEC M	***	NS	NS	***	**	NS	*	**	NS	NS	**	**	***	***	NS	*	NS	NS	NS	***	***
V SEC F	*	NS	NS	NS	NS	NS	NS	NS	*	NS	NS	NS	NS	NS	NS	NS	NS	NS	NS	***	***
V SEC ALF M	NS	NS	NS	***	NS	NS	NS	**	*	NS	NS	NS	NS	NS	NS	NS	NS	NS	NS	NS	*
V SEC ALF F	NS	NS	NS	NS	NS	NS	NS	NS	*	NS	NS	NS	NS	NS	NS	NS	NS	*	NS	*	NS
ELL M	NS	NS	NS	***	NS	*	**	***	***	NS	NS	NS	*	**	*	***	***	NS	NS	***	***
ELL F	NS	*	*	*	NS	NS	*	NS	***	**	*	**	NS	NS	NS	*	**	NS	NS	**	***
MED M	NS	NS	NS	NS	NS	NS	NS	NS	NS	NS	NS	NS	NS	NS	NS	NS	NS	NS	NS		
MED F	NS	NS	NS	NS	NS	NS	NS	NS	NS	NS	NS	NS	NS	NS	NS	NS	NS	NS	NS		

Table 7.1 – Normality test for all the skeletal and status variables analyzed in this research.

¹ Acronyms of the samples: EUP, Early Upper Paleolithic; LUP, Late Upper Paleolithic; NEOL, Neolithic; O-A, Orientalizing-Archaic; V SEC, Classic of the Aterno River Valley; V SEC ALF, Classic of the Alfedena necropolis; ELL, Hellenistic; MED, Medieval. ² M, males; F, females.

³ Acronyms for variables: TA, total area of the section; Zp, J, torsional strength of the bone; IXN, I_{\max}/I_{\min} ; HUMBA, humeral bilateral asymmetry; IXY, I_x/I_y ; IXYa, I_x/I_y , including the individuals for which the antero-posterior direction was approximated; ST, stature; SI, Status Index; RI, Rarity Index.

⁴ Acronyms for bones: HUM, humerus; FEM, femur; TIB, tibia. ⁵ Acronyms for side: R, right; L, left.

⁶ Statistical significance level: NS, non-significant; °, $0.1 < p < 0.05$; *, $p < 0.05$; **, $p < 0.01$; ***, $p < 0.001$.

7.1.2 Correlation of the variables with age

All of the individuals included in this research are full adults, but a more precise determination of age at death was not performed at this stage of research. For a number of individuals, age at death was determined in previous research (see Methods). Those individuals were divided in classes of age by ten years increments (20-30, 30-40, 40-50, 50>) and an ANOVA for each variable with age as the factor was performed. Results are provided in Appendix 1. When an effect of age was detected by the ANOVA, a post-hoc Tukey's Honest Significant Differences (HSD) was performed, as well as its correction for unequal sample size (which appears necessary especially considering the small sample size for many subsamples). Results suggest that most of the variables are not significantly influenced by adult age at death. For the few cases on which the effect of age is significant, post-hoc tests show that the effect is due to fluctuating differences between subsamples which are not part of an age-related trend. Those significant differences are most likely due to chance and small sample size. No effect of age appears consistent on the Status and Rarity Indices for all subsamples. Thus, individuals with lower Status and Rarity Indices possibly belong to a 'low' social class, rather than being simply younger.

7.1.3 Categorization of Status variables

Correlation between Status and Rarity Indices

Parametric and non-parametric correlations were performed between the Status and Rarity Indices. The correlation and the predictive power of one variable on the other is generally high for all subsamples (Table 7.2). For the Alfedena individuals belonging

to Classic period, the correlation and predictive power is lower, but still highly significant. This is probably due to the fact that at Alfedena, assemblages of grave goods appear more standardized, and differ more in quantity than in variety. The diversity in funerary treatment at Alfedena in the Classic period when compared to the necropolis of the Aterno River Valley has been noted earlier (see chapter 5); the Alfedena individuals belonging to the Classic period will be therefore used as a comparison sample and not added to the Aterno River Valley individuals from the same period. The Aterno River Valley females belonging to the Classic period also do not show a significant non parametric correlation, due to the fact that 11 of the 15 data points are superimposed, and represent individuals without grave goods. For the Hellenistic period, the Status and Rarity Indices were calculated for the pooled sex sample, hence also the correlations in Table 7.2 were performed for the pooled sex sample.

In general, results support the use of a single index to determine the level of richness of grave goods and for its categorization. The Status Index will be preferred over the Rarity index, since the categories we used largely overlook the quality and typology of grave goods.

Correlation SI RI	N ³	Pearson's R	R-Squared	P-value	Spearman's Rho	P-value
O-A M	239	0.9	0.804	***	0.887	*
O-A ATE ¹ M	229	0.885	0.783	***	0.869	*
O-A ALF ² M	10	0.984	0.969	***	0.927	*
O-A F	118	0.892	0.795	***	0.906	*
O-A ATE F	116	0.893	0.797	***	0.88	*
O-A ALF F	2	-	-	-	-	-
V SEC ALF M	36	0.775	0.601	***	0.851	*
V SEC ALF F	20	0.59	0.348	**	0.552	*
V SEC M	63	0.93	0.865	***	0.955	*
V SEC F	15	0.831	0.691	***		NS
ELL	272	0.93	0.865	***	0.93	*

Table 7.2 – Parametric and non-parametric tests of correlation between the Status Index and the Rarity Index in all subsamples of the Iron Age based on period and sex. All acronyms and statistical significance levels as in Table 7.1. ¹ Orientalizing-Archaic individuals from the Aterno River Valley.

² Orientalizing-Archaic individuals from the Alfedena necropolis. ³ Sample size.

Inclusion of Alfedena individuals in the Aterno River Valley sample

For the following results, the Alfedena individuals who belong to the Orientalizing-Archaic period are pooled with the larger Orientalizing-Archaic sample from the Aterno River Valley. Given the differences in funerary treatment between the two areas (the lithic cyst is more common at Alfedena, and bronze belts are typologically different and typical of males instead of females, see Chapter 5), the Status and Rarity Indices were calculated separately for the Alfedena individuals. However, it should be verified that the Alfedena individuals are not exceptional when compared to Aterno, because if a difference exists, skeletal characteristics might drive the results. Table 7.3 compares the sample statistics for the variable Status Index in the Alfedena and Aterno River Valley individuals. Alfedena males show a significantly higher Status Index. However, this difference is mainly due to the fact that Aterno individuals include a larger proportions of individuals with poor grave goods (the minimum in the Aterno River Valley is 4.11, while is 23.70 at Alfedena). On the other hand, the maximum value at

Alfedena is 100.06, while in the Aterno river valley is 157.96. This suggests that the Alfedena individuals are not exceptionally rich when compared with the Aterno River Valley; rather, they appear to be a selected set of individuals within the Orientalizing-Archaic pool. Indeed, the Alfedena sample comes from a highly-characterized area within the larger necropolis of Campo Consolino (see chapter 6): burials were laid down in family circles, which suggests a selective access to this sectors. One can hypothesize that the families that could maintain a long tradition of burying their deceased in grave circles were probably part of the higher social strata of the population.

Results suggest that the Alfedena individuals represent a subset of the Orientalizing-Archaic grave good variability, mostly composed of richer burials. However, their values are not exceptional when compared with the variability in the Aterno River Valley. The Alfedena individuals will be therefore included in the larger Orientalizing-Archaic sample, but when a significant result for this period will be obtained, the possible influence of the Alfedena individual will be checked by also running the analysis without them.

	O-A ATE M					O-A ALF M					Student T-Test ¹	MW U-Test ²
	N	Mean	SD ¹	Min	Max	N	Mean	SD	Min	Max		
Status Index	229	33.75	21.87	4.11	157.96	10	55.43	31.46	23.70	100.06	**	*

Table 7.3 – Comparison of the Status Index between the Orientalizing-Archaic individuals of the Aterno River Valley and of the Alfedena necropolis.

All acronyms as in table 7.1 and 7.2. ¹ Standard Deviation; ² Parametric Student's T-test; ³ Non-parametric Mann-Whitney U-Test.

Categorization of the Status Index

Table 7.4 displays the mean and standard deviation of the Status Index for the subsamples based on period and sex. In the Orientalizing-Archaic and Classic period from the Alfedena necropolis, females show significantly higher values. Conversely, in the Classic period of the Aterno River Valley, males display a significantly higher Status Index. In the Hellenistic period, no significant difference is present between sexes. Therefore the categorization will be performed by sex for the Orientalizing-Archaic and Classic individuals, and for the pooled sex sample for the Hellenistic period. Table 7.4 also shows how the decrease in grave good richness in the Classic period is more marked in the Aterno River Valley, while at Alfedena the decrease mainly pertains to male burials.

Categorization of the continuous Status Index variable is performed to run ANOVAs and comparisons of ranks between groups based on status. I attempted to heuristically create the boundaries between categories based on clear steps in the frequency of burials of a certain richness, which can be evaluated by looking at histograms. For example, burials showing a Status Index above 45 in the Orientalizing-Archaic male sample, or above 180 in the Hellenistic sample, are much less common and it appears reasonable to group them in a ‘high status’ category. However, clear steps are often not visible and the division in categories is more arbitrary in other subsamples. The categorization performed here almost certainly does not reflect faithfully the division in social strata of the Iron Age. However, it is possible that the Status Index and its categorization does at least capture such stratification to a certain degree, and that the large sample size will allow for a detection of the general trends of change in robusticity.

The division in three status categories for the Orientalizing-Archaic period is based on the heuristic observation of the histograms, and does not make reference to the outdated ‘trifunctional hypothesis’ (Dumézil, 1958).

Status Index	Males			Females			Student T-Test	MW U-Test
	N	Mean	SD	N	Mean	SD		
O-A	239	34.66	22.68	118	46.12	29.83	***	***
O-A ATE	229	33.75	21.87	116	46.33	30.04	***	***
V SEC ALF	36	12.87	6.93	20	51.51	29.63	***	***
V SEC	63	4.03	4.50	15	2.94	7.05	NS	***
ELL	159	109.51	70.82	113	119.89	75.09	NS	NS

Table 7.4 – Comparison of Status Index between sexes in Iron Age samples. All acronyms as in Tables 7.1-3.

Orientalizing-Archaic Period

Figure 7.1 shows the histogram of the Status Index for Orientalizing-Archaic males. Three categories can be distinguished based on their frequency: individuals with a Status Index between 0 and 15, individuals with a Status Index between 15 and 45, and individuals with a Status Index above 45.

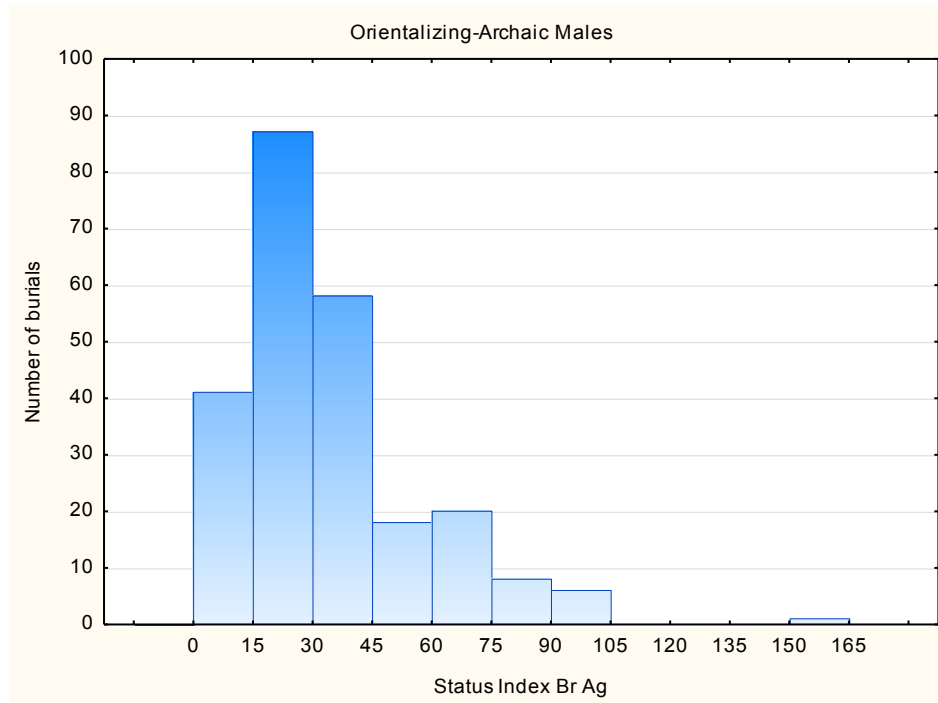


Figure 7.1 – Histogram of Status Index in the Orientalizing-Archaic male sample.

Figure 7.2 shows the histogram of the Status Index for Orientalizing-Archaic females. Three categories can be distinguished: individuals with a Status Index between 0 and 30, individuals with a Status Index between 30 and 60, and individuals with a Status Index above 60. A further step in burial frequency can be identified for burials having a Status Index above 90, but a three category division will be preferred in this analysis due to the small sample size of individuals with Status Index above 90.

Within the Orientalizing-Archaic period, 15 burials could be more precisely dated to the Orientalizing period (VIII-VII century BC), and 71 to the Archaic period (VI century BC). The difference in average Status Index between the two samples is non significant, which supports the pooling together these two periods.

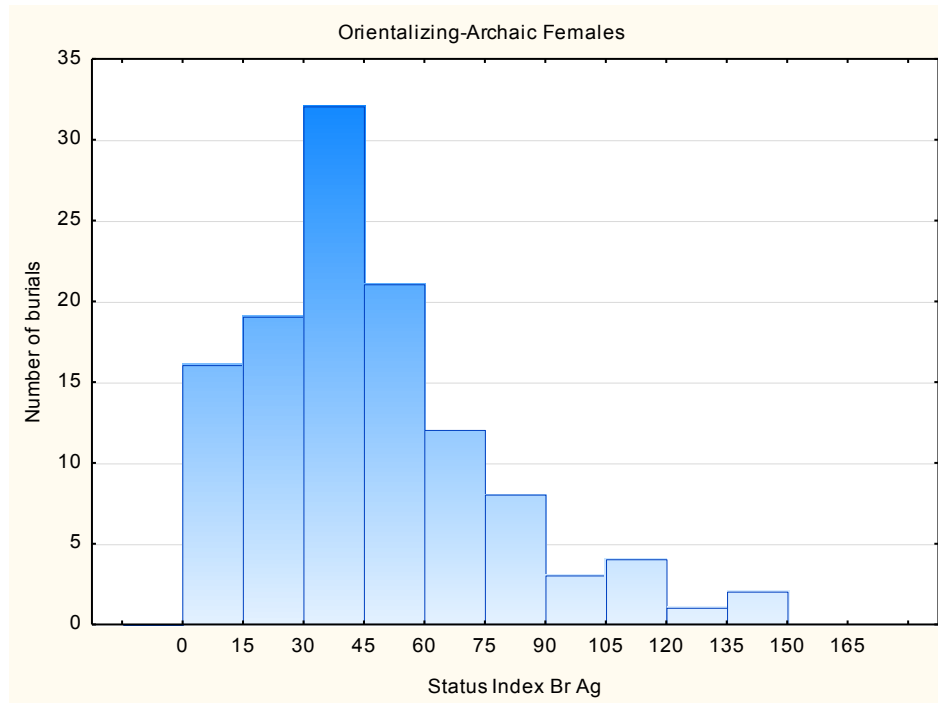


Figure 7.2 – Histogram of Status Index in the Orientalizing-Archaic female sample.

Classic Period

Figure 7.3 and 7.4 show the histograms of the Status Index for Alfedena males and females, respectively. In this period, the histograms does not show clear steps in the frequency of burials by degree of richness. The sample were therefore divided in three categories: in males, individuals with a Status Index between 0 and 10, individuals with a Status Index between 10 and 20, and individuals with a Status Index above 20. In females the sample was divided in individuals with a Status Index between 0 and 30, individuals with a Status Index between 30 and 60, and individuals with a Status Index above 60.

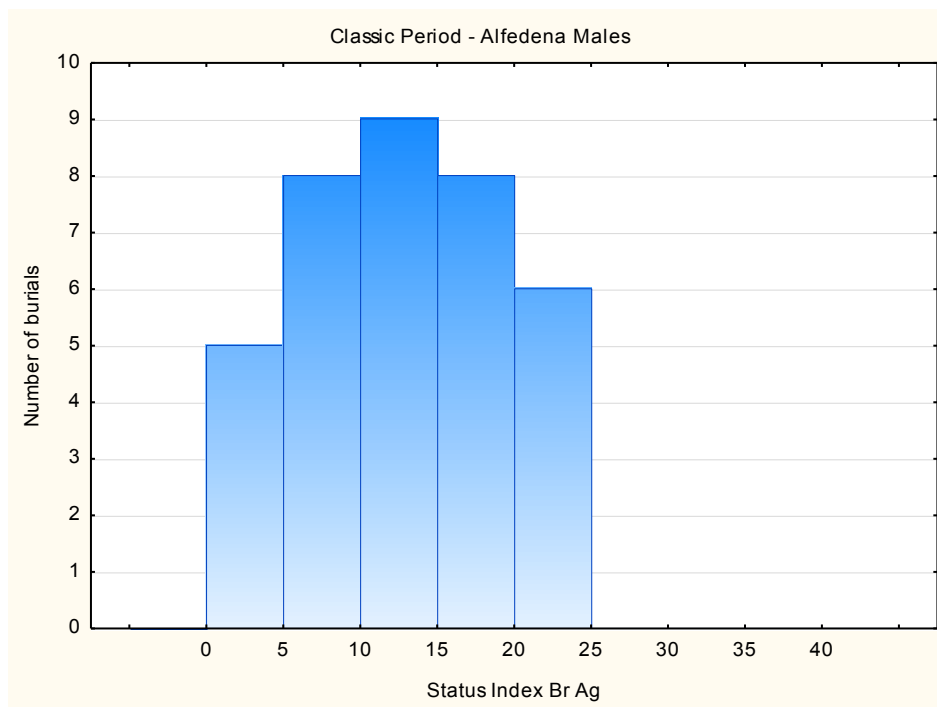


Figure 7.3 – Histogram of Status Index in the Classic period Alfedena male sample.

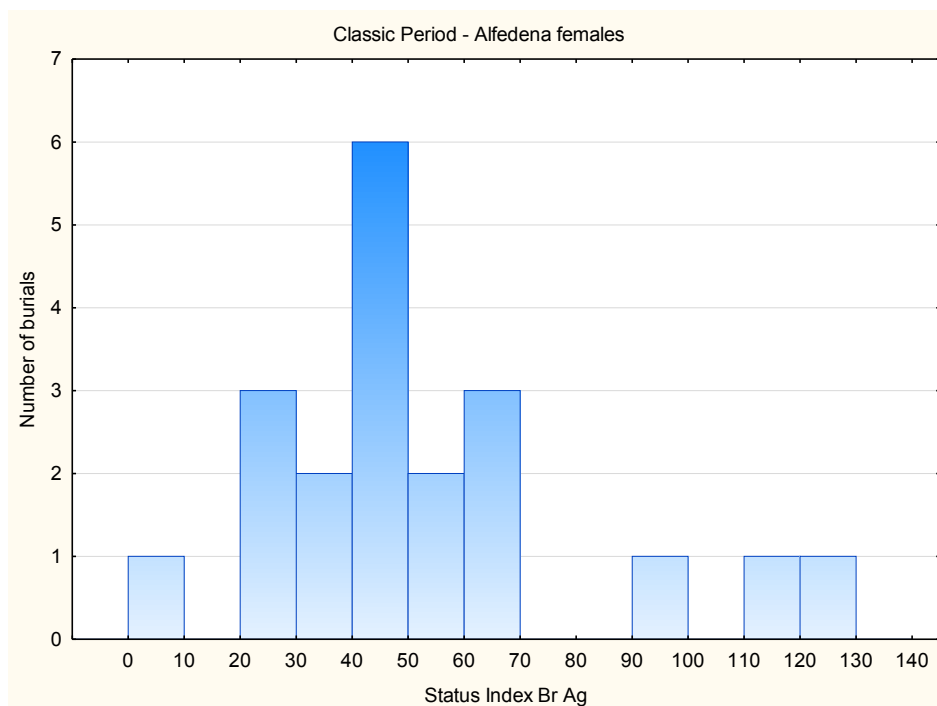


Figure 7.4 – Histogram of Status Index in the Classic period Alfedena female sample.

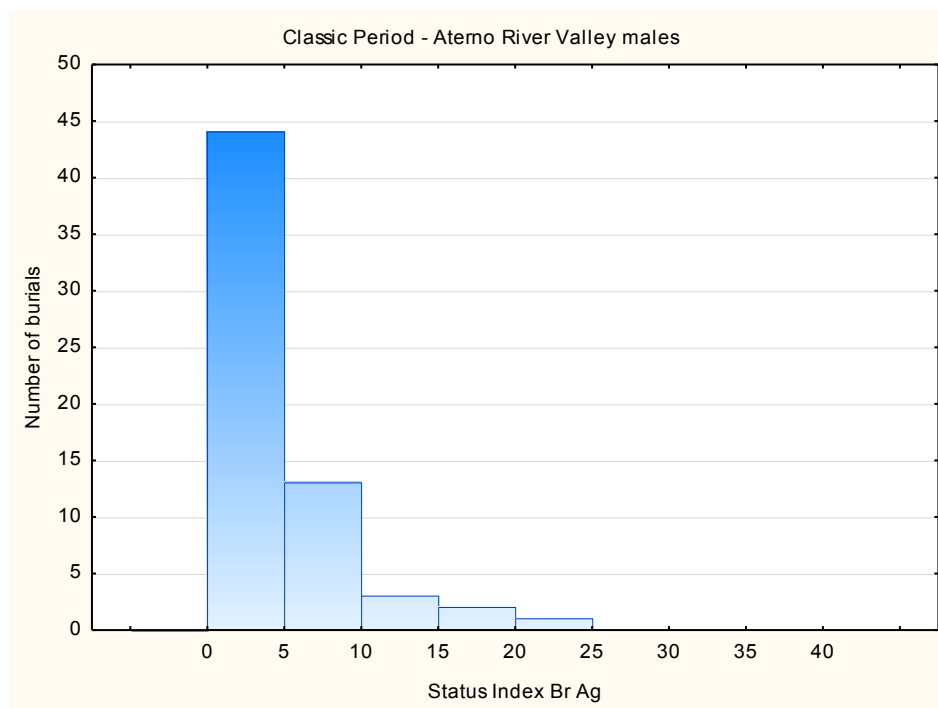


Figure 7.5 – Histogram of Status Index in the Classic period Aterno River Valley male sample.

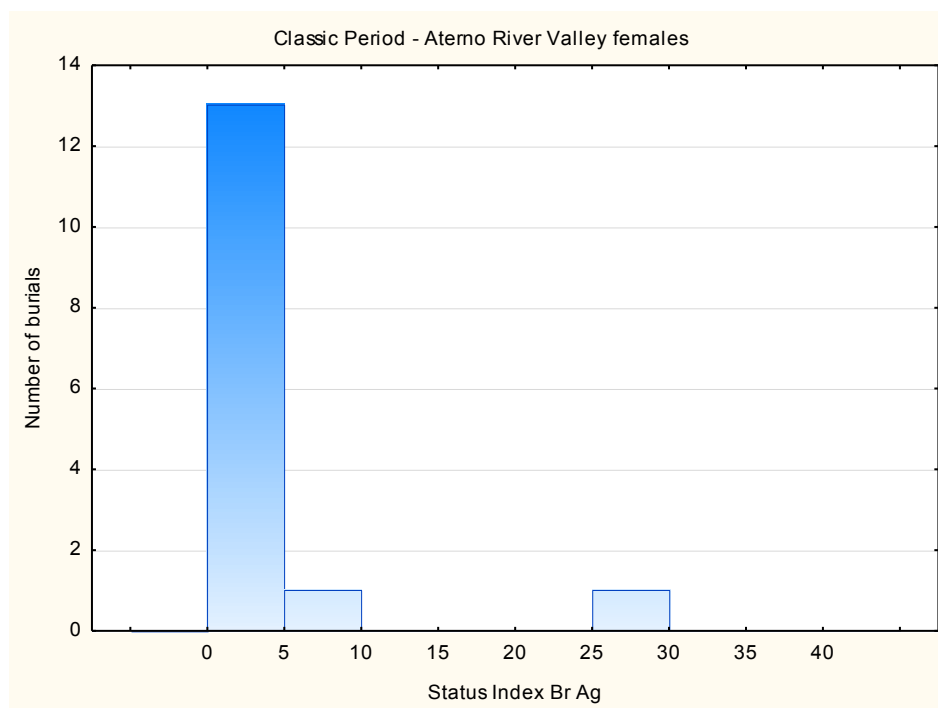


Figure 7.6 – Histogram of Status Index in the Classic period Aterno River Valley female sample.

Figures 7.5 and 7.6 show the histograms of the Status Index for the Aterno River Valley males and females, respectively. The male sample can be categorized into individuals with a Status Index between 0 and 5, individuals with a Status Index between 5 and 10, and individuals with a Status Index above 10. Females individuals belong all to the category between 0 and 5, except for two individuals. For this subsample, a study of the effect of status category on skeletal properties is not feasible, due to the absence of a reasonable sample size.

Hellenistic Period

Figure 7.7 shows the histogram of the Status Index for the Hellenistic period. The only clear step in burial frequency is for the Status Index above 180. Given the ample range of variability in the Status Index, the sample was divided into four categories: individuals with a value for the Index between 0 and 60, individuals with values between 60 and 120, individuals with values for the Index between 120 and 180, and individuals with values above 180.

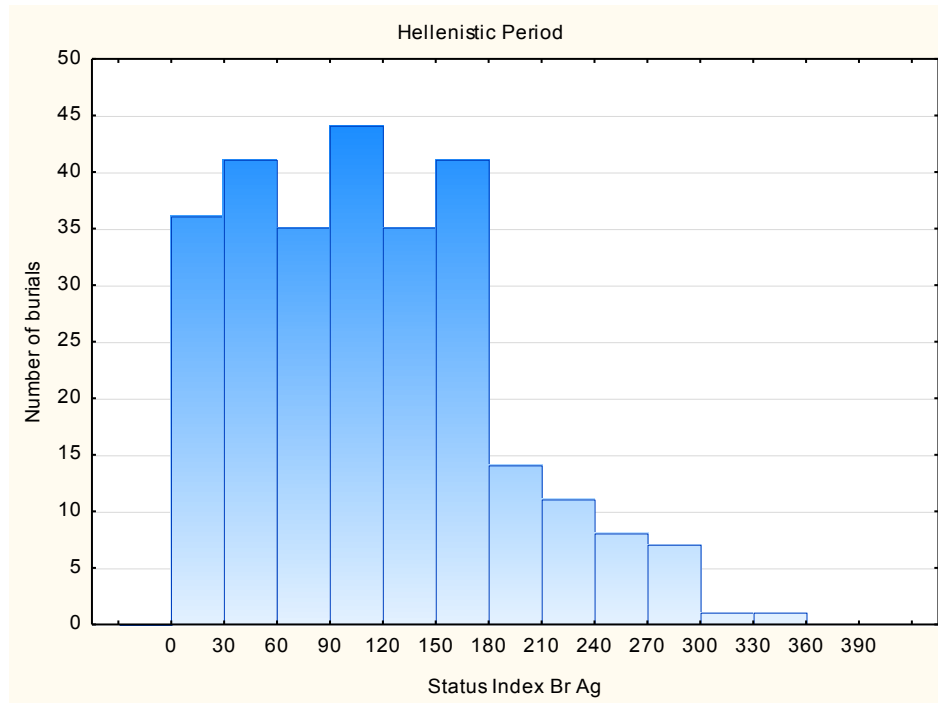


Figure 7.7 – Histogram of Status Index in the Hellenistic period, pooled sexes sample.

7.2 Diachronic and cross-subsistence comparisons

7.2.1 Stature

Figure 7.8 displays the stature of the Iron Age subsamples by sex and period in a long-term diachronic context; sample statistics and pairwise parametric comparisons (corrected for multiple comparisons: Post-Hoc Tukey's Honest Significant Distance; without correction: Fisher's Least Squared Distance) are provided in Table 7.5. Results show the decrease in stature from the Early Upper Paleolithic to the Neolithic evidenced in previous research (Formicola and Giannecchini, 1999). When comparing the Iron Age periods with the Neolithic, Iron Age males average around 167 cm, 5 cm taller than Neolithic males, who averaged 162 cm. This result is highly statistically significant ($p < 0.01$ with correction for multiple comparisons). An increase between 3 and 4.5 cm is

also present also in females, but the result is significant at the 0.05 level only for the Classic period, and without correcting for multiple comparisons. For the Orientalizing-Archaic and Hellenistic females, the significance level is 0.1 without correction for multiple comparisons. It should be noted that, in a post-hoc analysis with a great number of pairwise comparisons like this one, the correction for multiple comparisons may be too restrictive and undermine the interpretation of the differences between subsamples. However, it is clear that an increase in stature in the Iron Age is present, especially in males. This results in a greater level of sexual dimorphism for stature in the Iron Age periods when compared to earlier periods (see section 7.2.5).

The comparison of Iron Age people with the Medieval sample does not show the continued trend of decrease detected by other research (Wurm, 1984; Bennike, 1985). Only females show a decrease (significant when compared with the Classic period, without multiple comparisons correction), while males show a small, non-significant increase.

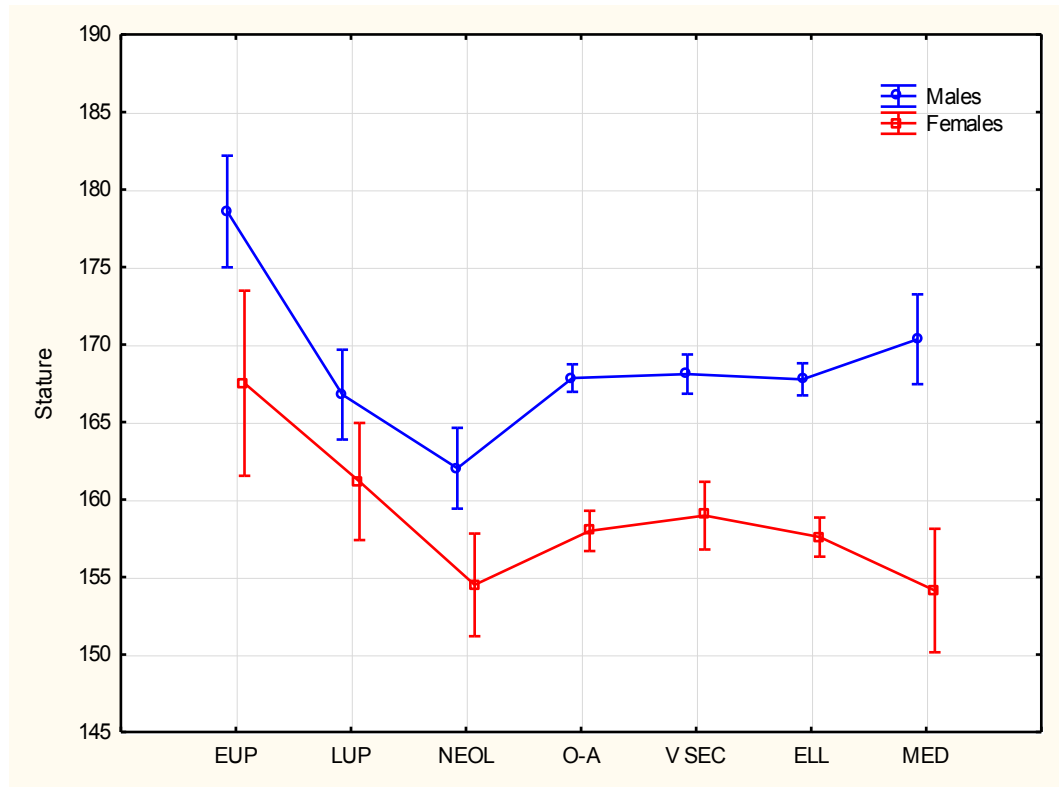


Figure 7.8 – Interaction plot of a 2-way ANOVA for stature with period and sex as factors. Vertical bars denote 95% Confidence Intervals. All acronyms and statistical significance levels as in Table 7.1.

Period	Sex	N	Mean	SD	EUP F	LUP M	LUP F	NEOL M	NEOL F	O-A M	O-A F	V SEC M	V SEC F	ELL M	ELL F	MED M	MED F
EUP	M	11	178.58	5.19	° (**)	*** (***)	*** (***)	*** (***)	*** (***)	*** (***)	*** (***)	*** (***)	*** (***)	*** (***)	*** (***)	*	*** (***)
EUP	F	4	167.50	8.92		NS	NS (°)	NS	*	NS (**)	NS (**)	NS	NS (**)	NS	° (**)	NS	* (***)
LUP	M	17	166.77	5.20			NS (*)	NS	*** (***)	NS	*** (***)	NS	*** (***)	NS	*** (***)	N (°)	*** (***)
LUP	F	10	161.16	6.62			NS	NS (**)	NS (***)	*	NS (***)	*	NS (***)	° (**)	NS (°)	*	NS (*)
NEOL	M	21	162.02	6.24				*	NS (***)	** (***)	NS (**)	** (***)	NS (°)	** (***)	NS (**)	** (***)	° (**)
NEOL	F	13	154.49	5.55						*** (***)	NS (°)	*** (***)	NS (*)	*** (***)	NS (°)	*** (***)	NS
O-A	M	180	167.84	6.88							*** (***)	NS	*** (***)	NS	*** (***)	NS	*** (***)
O-A	F	85	157.98	5.41								*** (***)	NS	*** (***)	NS	*** (***)	NS (°)
V SEC	M	89	168.09	5.80									*** (***)	NS	*** (***)	NS	*** (***)
V SEC	F	30	158.96	4.80										*** (***)	NS	*** (***)	NS
ELL	M	132	167.75	6.29											*** (***)	N (°)	*** (***)
ELL	F	90	157.58	5.67												*** (***)	NS
MED	M	17	170.34	5.67													*** (***)
MED	F	9	154.13	3.53													

Table 7.5 – Post-hoc pairwise parametric comparisons of means for stature. Tukey’s Honestly Significant Difference corrects for multiple comparisons and is provided outside of parentheses; Fisher’s Least Squared Distance does not correct for multiple comparisons and is provided in parentheses. All acronyms and statistical significance levels as in Table 7.1.

The expectation of an increase in average stature in the Iron Age was met in this comparison, and is possibly due to an amelioration of nutritional and health conditions. When taking into account the social status of the individuals, one would expect the elite classes to receive the larger share of the benefit, and therefore show a significantly higher stature than both the Neolithic sample and the lower class individuals. Figure 7.9 illustrates the results of a two-factor ANOVA (with period and Status Index category as factors) comparing Neolithic and Orientalizing-Archaic males, divided into the three ‘classes’ based on the Status Index; Table 7.8 shows the sample statistics and post hoc comparisons. A trend of increase in stature based on Status Index category is present within Iron Age males, but the effect does not reach statistical significance at the 0.05 level (ANOVA main effect: $p = 0.078$). Still, post-hoc Fisher’s LSD between the lowest (0-15) and highest (45>) status categories is significant at the 0.05 level (although significant only at the 0.1 level when correcting for multiple comparisons). As expected, individuals with higher values of Status Index are significantly taller than Neolithic males, while individuals with lower Status Index, although taller, are not taller by a statistically significant amount. Assuming that the Status Index is correlated with social status, the scenario depicted by the results is therefore compatible with an amelioration of nutritional and health condition, from which the lower social strata received a smaller portion of the benefits. A different scenario is present when considering the Hellenistic males (Figure 7.10): all subsamples based on Status categories are significantly taller than the Neolithic (Table 7.9). This may be due to an amelioration in nutritional status in the lower classes, which are now not significantly different than the higher status individuals.

The same analysis performed in the other subsamples did not show different patterns emerging from the grouping based on the Status Index. For each period (Classic period of the Alfedena necropolis, Classic period of the Aterno River Valley, and Hellenistic) and sex, the differences in stature between the Neolithic and the subsamples based on the Status Index categories are similar to the ones shown without Status categorization, and no difference among the Status categories are present. Results are therefore provided in Appendix 2.

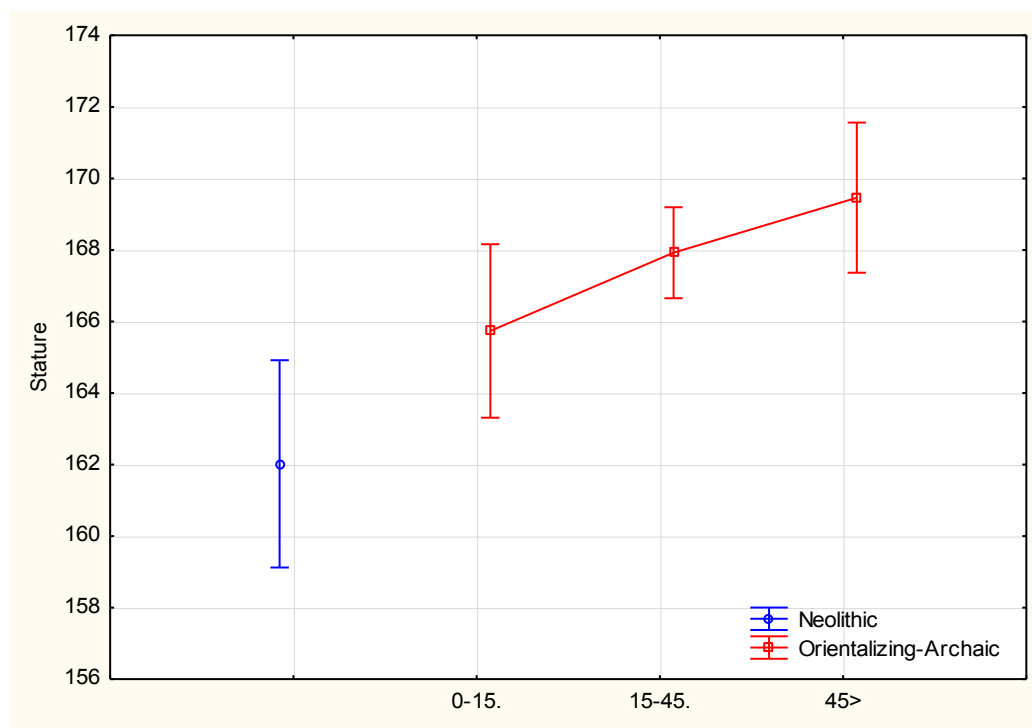


Figure 7.9 – Interaction plot of a 2-way ANOVA for male stature; factors: period (Neolithic and Orientalizing-Archaic) and Status Index category (Neolithic: no status; Orientalizing-Archaic: Status Index between 0-15; Status Index between 15-45; Status Index above 45). Vertical bars denote 95% Confidence Intervals.

Period	Status Category	N	Mean Stature	SD	O-A 0-15	O-A 15-45	O-A 45>
NEOL	No Stat	21	162.02	6.24	NS (°)	** (***)	** (***)
O-A	0-15	30	165.74	7.95		NS	° (*)
	15-45	109	167.92	6.87			NS
	45>	40	169.46	5.49			

Table 7.8 – Post-hoc pairwise parametric comparisons of means for male stature. Factors as in Figure 7.9. Tukey’s Honestly Significant Difference corrects for multiple comparisons and is provided outside of parentheses; Fisher’s Least Squared Distance does not correct for multiple comparisons and is provided in parentheses. All acronyms and statistical significance levels as in Table 7.1.

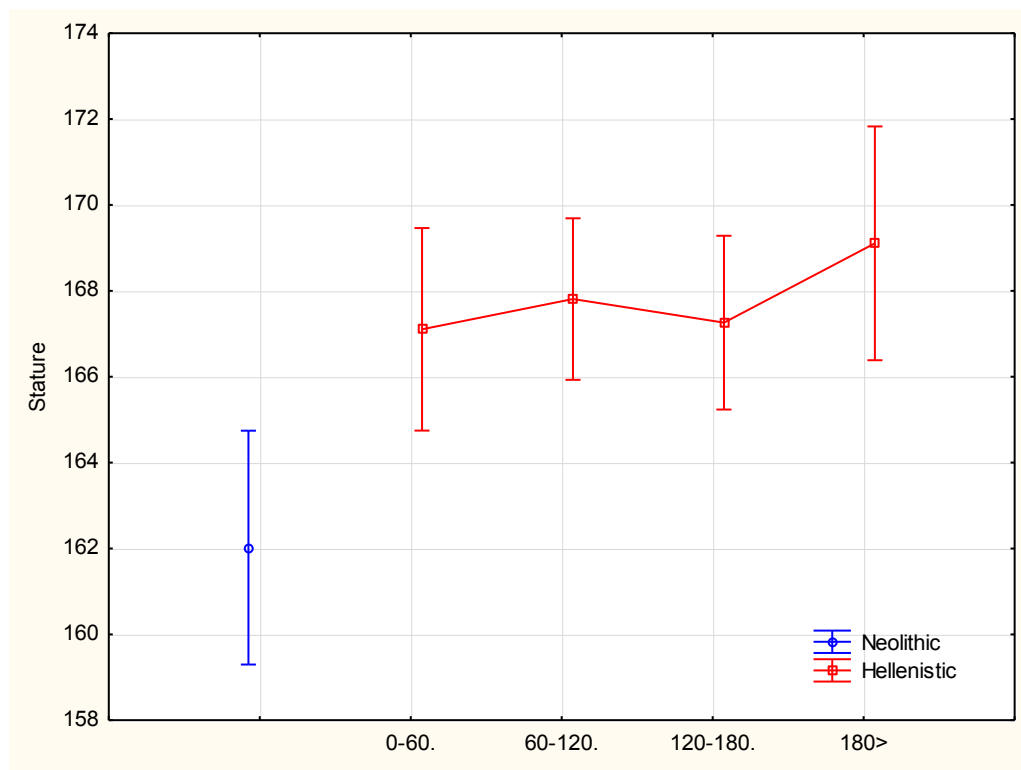


Figure 7.10 – Interaction plot of a 2-way ANOVA for male stature; factors: period (Neolithic and Hellenistic) and Status Index category (Neolithic: no status; Hellenistic: Status Index between 0-60; Status Index between 60-120; Status Index between 120-180; Status Index above 180). Vertical bars denote 95% Confidence Intervals.

Period	Status	N	Mean Stature	SD	ELL 0-60	ELL 60-120	ELL 120-180	ELL 180>
NEOL	No Stat	21	162.02	6.23	* (**)	** (***)	* (**)	** (***)
ELL	0-60.	28	167.10	5.1		NS	NS	NS
	60-120.	44	167.81	6.51			NS	NS
	120-180.	38	167.26	7.00				NS
	180>	21	169.11	6.08				

Table 7.9 – Post-hoc pairwise parametric comparisons of means for male stature. Factors as in Figure 7.10. Tukey’s Honestly Significant Difference corrects for multiple comparisons and is provided outside of parentheses; Fisher’s Least Squared Distance does not correct for multiple comparisons and is provided in parentheses. All acronyms and statistical significance levels as in Table 7.1.

7.2.2 Activity levels

Activity levels are expected to increase from the Neolithic to the Iron Age, due to agricultural intensification. The change should be particularly apparent in males, who are supposed to have performed the larger share of agricultural activities, and should be due mainly to an increase in labor input of the lower classes. Table 7.10 shows the changes in the skeletal strength parameters (body size adjusted Zp is the main proxy for overall bone robusticity; two variables are provided in the tables for comparative purposes with published research: J, which is a proxy for overall bone robusticity but has a different standardization method, and TA, which is proportional to bone competence to compressive and tensile stress) in the upper and lower limb (humeri and femur) between the Neolithic and the Iron Age periods. Males do not show significant differences across the three periods. In the female sample, the Orientalizing-Archaic individuals show a significantly more robust upper limb than the Neolithic individuals (both sides), while no significant difference is present in the femur. Hellenistic females show a level of robusticity in the upper limb similar to Neolithic females, and significant decrease in femoral robusticity.

The results that do not take into account the Status Index do not support the expectations of an increase in robusticity in males. A clear increase in robusticity is present in females, and only in the Orientalizing-Archaic period. Differences within the Iron Age will be discussed in section 7.3.1.

In the comparison between Orientalizing-Archaic and Neolithic males that take into account the Status Index, a pattern emerges but it is opposite to what was expected (Table 7.11). The subsample with lower Status Index (0-15) shows the lowest values for each variable, resulting in a lower average when compared to both the Neolithic sample, and the other Orientalizing-Archaic status-based subsamples. The differences between the subsample with lower Status Index (0-15) and the Neolithic sample are generally non-statistically significant at the 0.05 level, except for femoral torsional robusticity (Z_p lower in the Orientalizing-Archaic sample with Status Index (0-15), $p < 0.05$ Fisher's Least Squared Distance). Within the Orientalizing-Archaic male sample, a clear trend of increase based on status category is present for each variable. The statistical significance of the trend will be discussed in section 7.3.1. Here, it can be noted that the increase is not sizeable enough to make high-status individual significantly more robust than Neolithic males.

	NEOL			O-A			ELL			Pairwise Comparisons ¹	
Males	N	Mean	SD	N	Mean	SD	N	Mean	SD	NEOL O-A	NEOL ELL
TAHUMR	13	482.91	49.56	179	497.98	63.20	131	491.55	61.28	NS	NS
ZPHUMR	13	56.13	9.06	133	58.57	10.45	103	57.65	9.32	NS	NS
JHUMR	13	245.62	58.57	133	260.47	62.61	103	257.85	57.11	NS	NS
TAHUML	12	458.56	41.56	179	446.88	54.27	133	454.96	55.43	NS	NS
ZPHUML	12	52.75	6.96	133	50.72	8.62	105	52.98	9.23	NS	NS
JHUML	12	226.31	44.45	133	216.69	50.32	105	233.40	57.64	NS	NS
TAFEM	13	862.25	86.74	159	883.34	99.66	116	869.47	93.74	NS	NS
ZPFEM	17	105.91	16.68	155	101.82	15.00	112	102.41	14.29	NS	NS
JFEM	17	487.53	101.94	155	468.67	91.51	112	478.90	89.71	NS	NS
Females	N	Mean	SD	N	Mean	SD	N	Mean	SD	NEOL O-A	NEOL ELL
TAHUMR	9	395.93	30.67	89	436.63	48.52	83	411.99	51.30	* (*) [*]	NS
ZPHUMR	9	42.30	3.96	59	48.68	6.86	71	45.79	8.30	* (**) [**]	NS
JHUMR	9	166.09	23.52	59	200.72	38.10	71	189.23	46.73	° (*) [**]	NS
TAHUML	8	388.08	26.94	89	418.68	42.32	82	388.97	49.09	NS (°) [*]	NS
ZPHUML	8	41.56	3.41	59	46.70	6.08	71	43.07	7.63	NS * [*]	NS
JHUML	8	162.88	19.11	59	191.72	34.29	71	176.09	42.31	NS * [*]	NS
TAFEM	10	803.80	71.90	75	825.38	92.04	71	770.29	92.10	NS	NS
ZPFEM	13	93.90	11.52	74	93.64	13.59	69	85.61	13.33	NS	° (*) [*]
JFEM	13	415.46	70.28	74	415.60	80.31	69	373.60	79.89	NS	NS (°)

Table 7.10 – Comparison of robusticity CSG variables of the humerus and femur among Neolithic, Orientalizing-Archaic, and Hellenistic individuals.

¹ Post-hoc comparisons of an ANOVA with period (Neolithic, Orientalizing-Archaic, and Hellenistic) as factor. Tukey's Honestly Significant Difference corrects for multiple comparisons and is provided outside of parentheses; Fisher's Least Squared Distance does not correct for multiple comparisons and is provided in parentheses; pairwise non-parametric Mann-Whitney U-Test is provided in squared parentheses. All acronyms and statistical significance levels as in Table 7.1.

Males	NEOL			O-A 0-15			O-A 15-45			O-A 45>			Pairwise Comparisons ¹		
	N	Mean	SD	N	Mean	SD	N	Mean	SD	N	Mean	SD	NEOL O-A 0-15	NEOL O-A 15-45	NEOL O-A 45>
TAHUMR	13	482.91	49.56	28	477.22	59.56	112	498.36	65.14	39	511.82	57.26	NS	NS	NS
ZPHUMR	13	56.13	9.06	20	53.89	8.71	85	59.23	10.61	28	59.90	10.55	NS	NS	NS
JHUMR	13	245.62	58.57	20	233.36	48.05	85	264.25	63.36	28	268.35	66.31	NS	NS	NS
TAHUML	12	458.56	41.56	27	438.14	58.95	112	449.65	52.95	40	445.03	55.37	NS [°]	NS	NS
ZPHUML	12	52.75	6.96	18	48.29	6.66	85	51.42	8.67	30	50.20	9.43	NS	NS	NS
JHUML	12	226.31	44.45	18	203.60	35.87	85	220.58	51.24	30	213.52	54.83	NS	NS	NS
TAFEM	13	862.25	86.74	29	846.15	98.83	93	883.07	96.27	37	913.18	101.38	NS	NS	NS [°]
ZPFEM	17	105.91	16.68	29	96.32	13.82	91	101.97	13.95	35	105.96	17.43	NS (*) [°]	NS	NS
JFEM	17	487.53	101.94	29	436.48	82.21	91	470.13	84.83	35	491.54	109.06	NS (°) [°]	NS	NS

Table 7.11 – Comparison of robusticity CSG variables of the humerus and femur among male Neolithic and Orientalizing-Archaic individuals divided by status categories.

¹ Post-hoc comparisons of an ANOVA with period and status categories (Neolithic, Orientalizing-Archaic 0-15, Orientalizing-Archaic 15-45, Orientalizing-Archaic 45>) as factors. Tukey's Honestly Significant Difference corrects for multiple comparisons and is provided outside of parentheses; Fisher's Least Squared Distance does not correct for multiple comparisons and is provided in parentheses; pairwise non-parametric Mann-Whitney U-Test is provided in squared parentheses. All acronyms and statistical significance levels as in Table 7.1.

Table 7.12 shows the comparison between Neolithic females and Orientalizing-Archaic females divided by status categories. Orientalizing-Archaic females have significantly more robust humeri than their Neolithic counterparts, regardless of the Status Index category. Femoral robusticity does not show any significant difference across subsamples.

In the comparison between Neolithic males and Hellenistic males divided by status categories, no pattern emerges. No difference in average humeral and femoral robusticity across subsamples is present. Among females, a slight decrease in humeral and femoral robusticity is present in all subsamples based on Status Index when compared with the Neolithic. Statistical significance is reached only for femoral robusticity (Z_p lower in the Hellenistic sample: Fisher's LSD and Mann-Whitney U-Test $p < 0.05$; also TA is lower, Mann-Whitney U-Test $p < 0.05$) in the medium-high-status females (Status Index between 120-180). Given that a clear pattern of interaction between status and CSG parameters is not present for the Hellenistic samples, the details for these results are provided in Appendix 3. Pairwise comparisons among Hellenistic subsamples based on status are provided in section 7.3.1.

	NEOL			O-A 0-30			O-A 30-60			O-A 60>			Pairwise Comparisons		
	N	Mean	SD	N	Mean	SD	N	Mean	SD	N	Mean	SD	NEOL O-A 0-30	NEOL O-A 30-60	NEOL O-A 60>
Females															
TAHUMR	9	395.93	30.67	25	424.71	49.37	39	443.37	48.59	25	438.02	47.26	NS	* (***) [***]	NS * [*]
ZPHUMR	9	42.30	3.96	16	47.68	7.007	25	49.63	6.81	18	48.23	7.01	NS (°) [*]	* (***) [***]	NS (°) [*]
JHUMR	9	166.09	23.52	16	195.46	38.19	25	205.68	39.45	18	198.49	37.41	NS ° [°]	*** [***]	NS * [*]
TAHUML	8	388.08	26.94	25	412.21	42.34	39	421.38	39.97	25	420.95	46.71	NS	NS (*) [*]	NS (°) [°]
ZPHUML	8	41.56	3.41	16	46.26	6.164	25	47.12	5.50	18	46.50	7.04	NS (°) [°]	NS (*) [*]	NS (°) [NS]
JHUML	8	162.88	19.10	16	188.64	32.75	25	194.39	34.44	18	190.77	37.01	NS (°) [°]	NS (*) [*]	NS (°) [°]
TAFEM	10	803.8	71.90	22	814.34	107.3	33	822.04	83.79	20	843.02	89.13	NS	NS	NS
ZPFEM	13	93.9	11.52	22	92.63	15.81	32	93.59	12.26	20	94.83	13.63	NS	NS	NS
JFEM	13	415.46	70.28	22	412.92	92.73	32	415.73	73.88	20	418.35	79.7	NS	NS	NS

Table 7.12 – Comparison of robusticity CSG variables of the humerus and femur among female Neolithic and Orientalizing-Archaic individuals divided by status categories.

¹ Post-hoc comparisons of an ANOVA with period and status categories (Neolithic, Orientalizing-Archaic 0-30, Orientalizing-Archaic 30-60, Orientalizing-Archaic 60>) as factors. Tukey's Honestly Significant Difference corrects for multiple comparisons and is provided outside of parentheses; Fisher's Least Squared Distance does not correct for multiple comparisons and is provided in parentheses; pairwise non-parametric Mann-Whitney U-Test is provided in squared parentheses. All acronyms and statistical significance levels as in Table 7.1.

7.2.3 Mobility levels

This research hypothesized a decrease in mobility due to agricultural intensification in the Iron Age. Lower limb properties that are presumed to correlate with mobility levels are femoral shape (I_x/I_y), tibial robusticity (Z_p), and tibial shape (I_{\max}/I_{\min}). Tibial TA has not been associated to mobility levels in previous research, but results are provided here for comparative purposes. Table 7.15 displays the comparison between Neolithic and Iron Age people, by sex. Results match the expectations on a general decrease in mobility levels: in both sexes, the Orientalizing-Archaic and Hellenistic samples show a significant decrease in all the CSG variables related to mobility when compared to the matched-sex Neolithic samples.

When taking into account the subsamples based on the Status Index, all the categories show a highly significant decrease in femoral shape, in both sexes (Table 7.16). In tibial properties, a pattern emerges: lower status individuals (Status Index between 0-15 in the male sample, and 0-30 in the female sample) consistently show the lowest values for tibial robusticity and shape, and their average is significantly different when compared to the Neolithic sample of the matched sex; high-status individuals (Status Index above 45 in males, and above 60 in females) do not show significant differences from the sex-matched Neolithic individuals. Results therefore suggest that, in a context of decreased mobility in the Orientalizing-Archaic, the lower class individuals of both sexes were the least mobile.

	NEOL			O-A			ELL			Pairwise Comparisons ¹		
	N	Mean	SD	N	Mean	SD	N	Mean	SD	NEOL O-A	NEOL ELL	
Males												
IXYFEM	13	1.34	0.20	102	1.06	0.17	90	1.05	0.20	*** (****) [***]	*** (****) [***]	
IXYFEMa	13	1.34	0.20	168	1.07	0.18	122	1.06	0.20	*** (****) [***]	*** (****) [***]	
TATIB	13	768.58	73.78	104	730.58	90.35	78	711.09	81.10	NS [°]	° (*) [*]	
ZPTIB	16	113.01	15.87	103	101.51	16.61	75	98.63	14.70	* (**) [*]	** (**) [***]	
JTIB	16	599.26	117.20	103	525.88	114.76	75	516.25	109.20	* (*) [*]	* (**) [***]	
IXNTIB	19	2.53	0.42	107	2.32	0.46	82	2.06	0.40	NS (°) [*]	*** (****) [***]	
	NEOL			O-A			ELL			Pairwise Comparisons		
Females												
IXYFEM	10	1.20	0.19	44	0.99	0.18	44	1.01	0.18	** (**) [***]	** (**) [*]	
IXYFEMa	10	1.20	0.19	77	0.98	0.18	74	1.02	0.17	*** (****) [***]	*** (**) [*]	
TATIB	10	680.01	58.70	45	656.38	81.88	53	641.10	96.51	NS	NS [°]	
ZPTIB	13	93.06	10.94	44	86.25	13.32	52	83.14	16.49	NS [°]	° (*) [***]	
JTIB	13	458.19	73.49	44	419.26	87.36	52	403.11	107.38	NS [°]	NS ° [*]	
IXNTIB	13	2.33	0.44	46	2.11	0.40	55	1.98	0.31	NS (°)	** (**) [***]	

Table 7.15 – Comparison of CSG variables correlated with mobility of the femur and tibia among Neolithic, Orientalizing-Archaic, and Hellenistic individuals.

¹ Post-hoc comparisons of an ANOVA with period (Neolithic, Orientalizing-Archaic, and Hellenistic) as factor. Tukey's Honestly Significant Difference corrects for multiple comparisons and is provided outside of parentheses; Fisher's Least Squared Distance does not correct for multiple comparisons and is provided in parentheses; pairwise non-parametric Mann-Whitney U-Test is provided in squared parentheses. All acronyms and statistical significance levels as in Table 7.1

	NEOL			O-A 0-15			O-A 15-45			O-A 45>			Pairwise Comparisons			
	N	Mean	SD	N	Mean	SD	N	Mean	SD	N	Mean	SD	NEOL O-A 0-15	NEOL O-A 15-45	NEOL O-A 45>	
Males																
IXYFEM	13	1.34	0.20	13	1.02	0.21	66	1.07	0.16	23	1.06	0.19	*** (****) [**]	*** (****) [****]	*** (****) [****]	
IXYFEMa	13	1.34	0.20	31	1.06	0.18	99	1.07	0.17	38	1.08	0.20	*** (****) [****]	*** (****) [****]	*** (****) [****]	
TATIB	13	768.58	73.78	15	710.68	107.00	64	727.97	87.92	25	749.22	86.25	NS (°) [°]	NS [°]	NS	
ZPTIB	16	113.01	15.87	15	95.59	20.59	63	101.21	15.69	25	105.82	15.74	* (**) [**]	° (*) [°]	NS	
JTIB	16	599.26	117.20	15	485.49	144.44	63	523.22	108.83	25	556.84	105.66	* (**) [**]	° (*) [°]	NS	
IXNTIB	19	2.53	0.42	15	2.13	0.28	67	2.35	0.48	25	2.36	0.49	* (*) [**]	NS	NS	
	NEOL			O-A 0-30			O-A 30-60			O-A 60>			Pairwise Comparisons			
	N	Mean	SD	N	Mean	SD	N	Mean	SD	N	Mean	SD	NEOL O-A 0-30	NEOL O-A 30-60	NEOL O-A 60>	
Females																
IXYFEM	10	1.20	0.19	8	1.08	0.18	23	1.01	0.19	13	0.89	0.08	NS	* (**) [°]	*** (****) [****]	
IXYFEMa	10	1.20	0.19	22	1.00	0.19	35	1.00	0.19	20	0.93	0.13	* (**) [°]	* (**) [°]	** (****) [****]	
TATIB	10	680.01	58.70	14	642.36	107.01	18	650.23	76.84	13	680.01	54.07	NS	NS	NS	
ZPTIB	13	93.06	10.94	14	82.89	17.06	17	87.03	13.48	13	88.86	7.52	NS (*) [°]	NS [°]	NS	
JTIB	13	458.19	73.49	14	396.87	106.36	17	430.48	93.02	13	428.68	51.93	NS (°) [°]	NS	NS	
IXNTIB	13	2.33	0.44	14	2.02	0.40	19	2.14	0.47	13	2.15	0.30	NS (°) [°]	NS	NS	

Table 7.16 – Comparison of CSG variables correlated with mobility of the femur and tibia among Neolithic and Orientalizing-Archaic individuals divided by status categories.

¹ Post-hoc comparisons of an ANOVA with period and status categories (males: Neolithic, Orientalizing-Archaic 0-15, Orientalizing-Archaic 15-45, Orientalizing-Archaic 45>; females: Neolithic, Orientalizing-Archaic 0-30, Orientalizing-Archaic 30-60, Orientalizing-Archaic 60>) as factors. Tukey's Honestly Significant Difference corrects for multiple comparisons and is provided outside of parentheses; Fisher's Least Squared Distance does not correct for multiple comparisons and is provided in parentheses; pairwise non-parametric Mann-Whitney U-Test is provided in squared parentheses. All acronyms and statistical significance levels as in Table 7.1.

Table 7.17 compares the subsamples based on Status Index of the Hellenistic period with the matched-sex Neolithic period samples. Taking into account status, no pattern emerges in males: all the subsamples show significantly lower CSG properties related to mobility. A similar result is shown by the female subsamples; however it can be noticed that the individuals falling into the highest Status category (Status Index above 180) are the ones with the lowest CSG parameters, especially in the tibia. It appears therefore that in the Hellenistic period, the least mobile individuals were the females with the highest status; this result conforms to the expectations, and it is the opposite of the pattern detected for the Orientalizing-Archaic period. The trends in CSG variables correlated with mobility levels within the Iron Age periods, and pairwise comparisons among status categories will be illustrated more in detail in section 7.3.2.

NEOL				ELL 0-60			ELL 60-120			ELL 120-180			ELL 180>			Pairwise Comparisons ¹				
Males	N	Mean	SD	N	Mean	SD	N	Mean	SD	N	Mean	SD	N	Mean	SD	NEOL ELL 0-60	NEOL ELL 60-120	NEOL ELL 120-180	NEOL ELL 180>	
	13	1.34	0.20	20	1.06	0.17	28	1.05	0.21	30	1.03	0.21	12	1.09	0.19	** (***) [**]	*** (***) [***]	*** (***) [***]	** (***) [**]	
IXYFEM	13	1.34	0.20	30	1.05	0.17	42	1.09	0.22	36	1.05	0.22	14	1.06	0.19	*** (***) [***]	** (***) [**]	*** (***) [***]	** (***) [**]	
IXYFEMa	13	768.58	73.78	15	733.10	65.89	23	700.54	104.21	28	710.04	69.51	12	706.25	77.52	NS	NS (*) [**]	NS (*) [**]	NS (°) [**]	
TATIB	16	113.01	15.87	14	100.98	11.47	22	97.42	17.73	27	99.79	14.38	12	95.52	13.65	NS (*) [**]	* (**) [***]	° (***) [**]	* (***) [**]	
ZPTIB	16	599.26	117.20	14	521.72	79.95	22	509.06	124.2	27	530.47	116.2 ₃	12	491.02	99.74	NS (°) [°]	NS (*) [**]	NS (°) [**]	° (*) [**]	
JTIB	16	599.26	117.20	14	521.72	79.95	22	509.06	124.2	27	530.47	116.2 ₃	12	491.02	99.74	NS (°) [°]	NS (*) [**]	NS (°) [**]	° (*) [**]	
IXNTIB	19	2.54	0.42	16	2.03	0.4	23	2.09	0.42	31	2.08	0.38	12	1.98	0.43	** (***) [**]	** (***) [**]	** (***) [**]	** (***) [**]	
NEOL				ELL 0-60			ELL 60-120			ELL 120-180			ELL 180>			Pairwise Comparisons				
Females	N	Mean	SD	N	Mean	SD	N	Mean	SD	N	Mean	SD	N	Mean	SD	NEOL ELL 0-60	NEOL ELL 60-120	NEOL ELL 120-180	NEOL ELL 180>	
	10	1.20	0.19	13	0.96	0.17	16	1.08	0.18	12	0.95	0.20	3	0.98	0.01	* (***) [**]	NS	* (***) [**]	NS (°)	
IXYFEM	10	1.20	0.19	16	0.99	0.17	22	1.05	0.17	23	1.01	0.20	12	1.02	0.12	** (***) [**]	NS (*) [°]	° (***) [**]	NS (*) [**]	
IXYFEMa	10	680.01	58.70	16	642.23	89.03	19	650.18	116.11	13	644.03	94.58	4	590.51	30.56	NS	NS	NS	NS [**]	
TATIB	10	680.01	58.70	16	642.23	89.03	19	650.18	116.11	13	644.03	94.58	4	590.51	30.56	NS	NS	NS	NS [**]	
ZPTIB	13	93.06	10.94	16	84.13	14.87	19	85.26	18.97	12	83.30	16.80	4	70.51	7.30	NS [**]	NS	NS [**]	NS (*) [***]	
JTIB	13	458.19	73.49	16	410.67	98.98	19	415.96	120.04	12	408.16	109.9 ₉	4	310.10	47.86	NS [°]	NS	NS [**]	° (*) [***]	
IXNTIB	13	2.33	0.44	17	2.08	0.21	19	2.02	0.37	14	1.86	0.34	4	1.83	0.16	NS (*) [**]	° (*) [°]	** (***) [***]	° (*) [**]	

Table 7.17 – Comparison of CSG variables correlated with mobility of the femur and tibia among Neolithic and Hellenistic individuals divided by status categories.

¹ Post-hoc comparisons of an ANOVA with period and status categories (Neolithic, Hellenistic 0-60, Hellenistic 60-20, Hellenistic 120-180, Hellenistic 180>) as factors. Tukey's Honestly Significant Difference corrects for multiple comparisons and is provided outside of parentheses; Fisher's Least Squared Distance does not correct for multiple comparisons and is provided in parentheses; pairwise non-parametric Mann-Whitney U-Test is provided in squared parentheses. All acronyms and statistical significance levels as in Table 7.1

7.2.4 Humeral asymmetry

Figure 7.11 displays the interaction plot of a 2-way ANOVA with period (Neolithic and Orientalizing-Archaic) and sex as factors. The expectation of an increase in humeral bilateral asymmetry in both sexes is met; however the result is significant only at the 0.1 level in males, while in females is significant at the 0.05 level (Table 7.18).

The result obtained for males is more significant when taking into account status categories (Figure 7.12): although all subcategories based on status show a higher level of lateralization when compared to Neolithic people, a pattern of increase in humeral asymmetry with status is present, and only males falling in the higher Status Index category (45>) are significantly more lateralized than Neolithic people (Table 7.19). In the female sample, taking into account status categories does not result in a pattern: all status categories are significantly more lateralized than Neolithic females (the non-parametric Mann-Whitney U-Test in Table 7.19 is the most appropriate test when comparing humeral asymmetry).

The trends in humeral asymmetry within the Iron Age periods and pairwise comparisons among status categories will be discussed more in detail in sections 7.3.3 and 7.3.6.

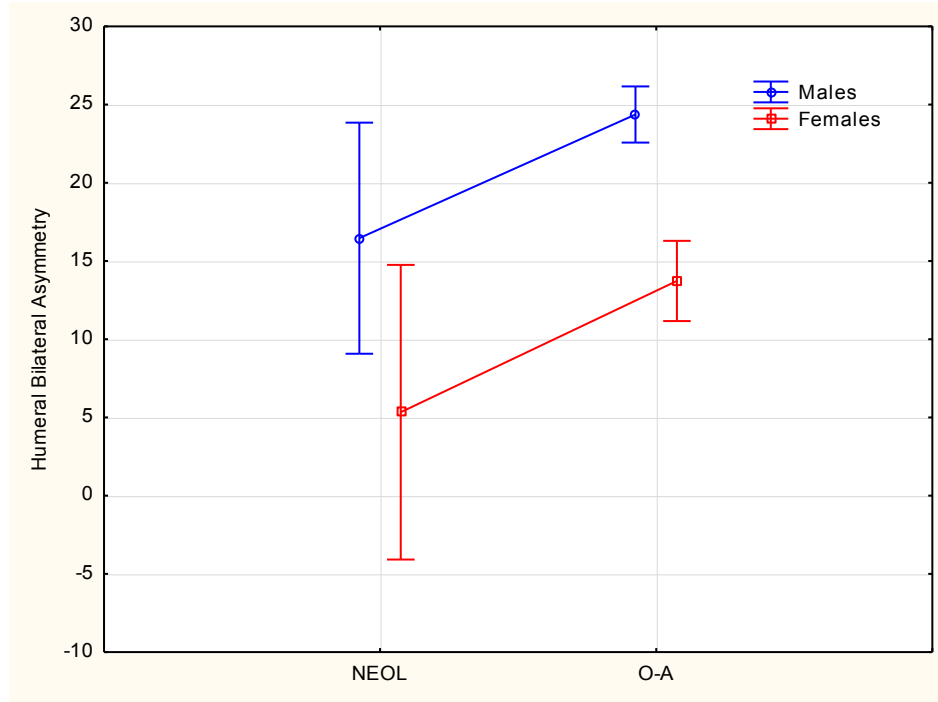


Figure 7.11 – Interaction plot of a 2-way ANOVA for humeral bilateral asymmetry; factors: period (Neolithic and Orientalizing-Archaic) and sex. Vertical bars denote 95% Confidence Intervals.

		Males		Pairwise Comparisons ¹
HUMBA	N	Mean	SD	NEOL O-A
NEOL	13	16.46	11.43	° (°) [°]
O-A	220	24.37	15.06	
		Females		Pairwise Comparisons
HUMBA	N	Mean	SD	NEOL O-A
NEOL	8	5.34	4.99	* (*) [*]
O-A	108	13.73	10.53	

Table 7.18 – Comparison of humeral bilateral asymmetry between Neolithic and Orientalizing-Archaic individuals. ¹ Post-hoc comparisons of an ANOVA with period as factor. All acronyms and statistical significance levels as in Table 7.1.

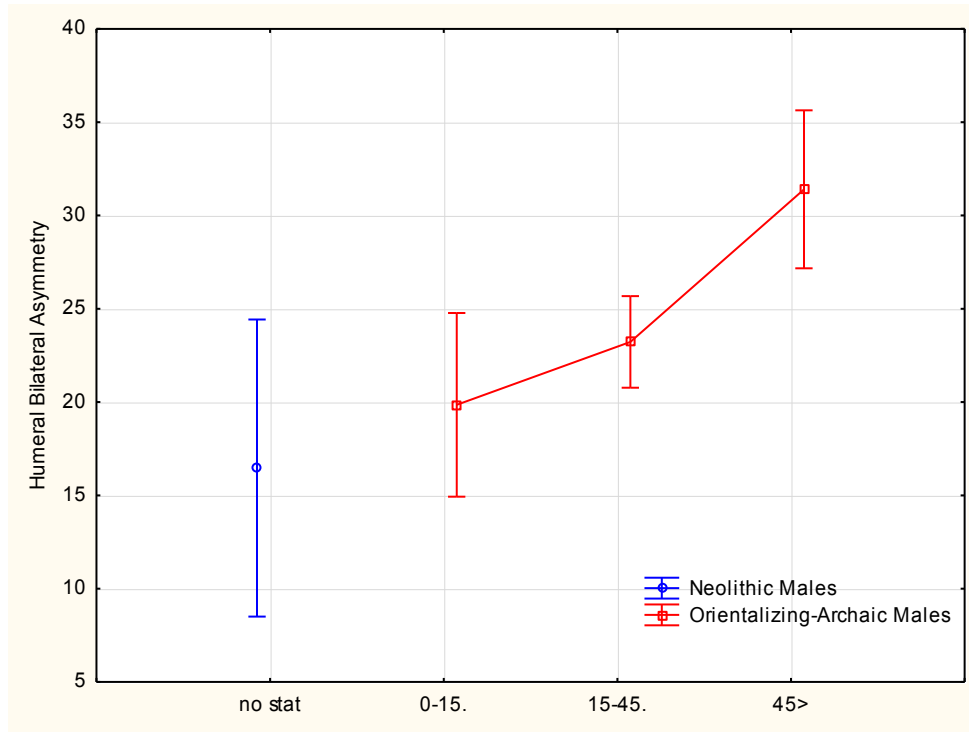


Figure 7.12 – Interaction plot of a 2-way ANOVA for male humeral bilateral asymmetry; factors: period (Neolithic and Orientalizing-Archaic) and status category (Neolithic, Orientalizing-Archaic 0-15, Orientalizing-Archaic 15-45, Orientalizing-Archaic 45>). Vertical bars denote 95% Confidence Intervals.

	Males			Pairwise Comparisons ¹		
	N	Mean	SD	O-A 0-15	OA 15-45	O-A 45>
NEOL	13	16.46	11.43	NS	NS	** (**) [**]
O-A 0-15	34	19.85	13.57		NS	** (**) [**]
O-A 15-45	137	23.22	14.14			** (**) [**]
O-A 45>	46	31.4	17.09			

	Females			Pairwise Comparisons		
	N	Mean	SD	O-A 0-30	O-A 30-60	O-A 60>
NEOL	8	5.34	4.99	NS (°) [*]	° (*) [**]	NS (°) [°]
O-A 0-30	29	12.63	9.38		NS	NS
O-A 30-60	49	15.12	10.60			NS
O-A 60>	30	12.52	11.5			

Table 7.19 – Comparison of humeral bilateral asymmetry among Neolithic and Orientalizing-Archaic individuals divided by status categories. ¹ Post-hoc comparisons of an ANOVA with period and status categories (males: Neolithic, Orientalizing-Archaic 0-15, Orientalizing-Archaic 15-45, Orientalizing-Archaic 45>; females: Neolithic, Orientalizing-Archaic 0-30, Orientalizing-Archaic 30-60, Orientalizing-Archaic 60>) as factors. Tukey's Honestly Significant Difference corrects for multiple comparisons and is provided outside of parentheses; Fisher's Least Squared Distance does not correct for multiple comparisons and is provided in parentheses; pairwise non-parametric Mann-Whitney U-Test is provided in squared parentheses. All acronyms and statistical significance levels as in Table 7.1.

7.2.5 Sexual dimorphism

Table 7.20 shows the sample statistics and the level of sexual dimorphism – in the Neolithic and in the Orientalizing-Archaic period – for all the CSG variables analyzed in this research, as well as for stature and body mass. Sexual dimorphism is substantial in both periods, however the expectation of an increase in sexual dimorphism in the Orientalizing-Archaic is met by stature and body mass only, which have a modest increase. All of the CSG variables show a decrease; in particular humeral robusticity is less dimorphic in the Orientalizing-Archaic. Despite the decrease in sexual dimorphism, results show a higher level of statistical significance in the Orientalizing-Archaic period, due to a bigger sample size. The level of sexual dimorphism and its diachronic change within the Iron Age will be detailed in section 7.3.5.

NEOL	N	Mean Males	SD	N	Mean Females	SD	Pairwise Comparisons ¹	Sex Dim ²	O-A	N	Mean Males	SD	Pairwise Comparisons	Mean Females	SD	Pairwise Comparisons	Sex Dim	Δ NEOL O-A Sex Dim ³
TAHUMR	13	482.91	49.56	9	395.93	30.67	*** [***]	21.97	TAHUMR	179	497.98	63.20	89	436.63	48.52	***	14.05	-7.92
ZPHUMR	13	56.13	9.06	9	42.30	3.96	*** [***]	32.70	ZPHUMR	133	58.57	10.45	59	48.68	6.86	***	20.33	-12.38
JHUMR	13	245.62	58.57	9	166.09	23.52	** [***]	47.88	JHUMR	133	260.47	62.61	59	200.72	38.10	***	29.77	-18.11
IXNHUMR	15	1.20	0.14	9	1.22	0.11	NS	-2.03	IXNHUMR	222	1.20	0.12	109	1.27	0.15	***	-5.46	-3.43
TAHUML	12	458.56	41.56	8	388.08	26.94	*** [**]	18.16	TAHUML	179	446.88	54.27	89	418.68	42.32	***	6.74	-11.43
ZPHUML	12	52.75	6.96	8	41.56	3.41	*** [***]	26.91	ZPHUML	133	50.72	8.62	59	46.70	6.08	** [***]	8.62	-18.29
JHUML	12	226.31	44.45	8	162.88	19.11	** [***]	38.95	JHUML	133	216.69	50.32	59	191.72	34.29	*** [***]	13.02	-2.93
IXNHUML	15	1.29	0.17	8	1.25	0.09	NS	2.75	IXNHUML	222	1.28	0.13	109	1.35	0.15	***	-5.39	-8.14
HUMBA	13	16.46	11.43	8	5.34	4.99	NS [*]	208.44	HUMBA	220	24.37	15.06	108	13.73	10.53	***	77.49	-130.95
TAFEM	13	862.25	86.74	10	803.80	71.90	° [NS]	7.27	TAFEM	159	883.34	99.66	75	825.38	92.04	***	7.02	-0.25
ZPFEM	17	105.91	16.68	13	93.90	11.52	* [°]	12.79	ZPFEM	155	101.82	15.00	74	93.64	13.59	***	8.73	-4.06
JFEM	17	487.53	101.94	13	415.46	70.28	* [°]	17.35	JFEM	155	468.67	91.51	74	415.60	80.31	***	12.77	-4.58
IXYFEM	13	1.34	0.20	10	1.20	0.19	NS	11.59	IXYFEM	102	1.06	0.17	44	0.99	0.18	* [***]	7.89	-3.69
IXYFEMa	-	-	-	-	-	-	-	-	IXYFEMa	168	1.07	0.18	77	0.98	0.18	***	9.01	-2.58
TATIB	13	768.58	73.78	10	680.01	58.70	** [***]	13.02	TATIB	104	730.58	90.35	45	656.38	81.88	***	11.30	-1.72
ZPTIB	16	113.01	15.87	13	93.06	10.94	*** [***]	21.44	ZPTIB	103	101.51	16.61	44	86.25	13.32	***	17.69	-3.75
JTIB	16	599.26	117.20	13	458.19	73.49	*** [***]	30.79	JTIB	103	525.88	114.76	44	419.26	87.36	***	25.43	-5.36
IXNTIB	19	2.53	0.42	13	2.33	0.44	NS	8.83	IXNTIB	107	2.32	0.46	46	2.11	0.40	** [***]	10.22	+1.39
ST	21	162.02	6.24	13	154.49	5.55	** [***]	4.87	ST	180	167.84	6.88	85	157.98	5.41	***	6.24	+1.37
BODMASS ⁴	17	61.49	6.18	13	55.06	6.00	** [***]	11.68	BODMASS	193	69.48	6.57	96	60.50	5.10	***	14.85	+3.17

Table 7.20 – Comparison of sexual dimorphism for all CSG variables, stature, and body mass among Neolithic and Orientalizing-Archaic samples. All acronyms and statistical significance levels as in Table 7.1. ¹ 2-samples T test provided outside of parentheses; Mann-Whitney U-Test provided in squared parentheses. ² Sexual Dimorphism: 100*[(male value – female value) / female value]. ³ (Orientalizing-Archaic % Sex Dim – Neolithic % Sex Dim). ⁴ Body mass.

7.2.6 Variability of activities

Table 7.21 and 7.22 display the coefficient of variation (Standard Deviation divided by the mean) for the activity-related CSG variables, in males and females. As expected, Iron Age people show a higher coefficient for variation for most of the variables, in both sexes. The significance of the differences in coefficient of variation among groups cannot be calculated directly, being the coefficient a single number. Thus, the absolute value of the difference between each observation and the mean for each group (based on sex and period) was divided by the mean for each group: $X_{cv} = \left(\frac{|x_{ij} - \bar{x}_j|}{\bar{x}_j} \right)$. An ANOVA or pairwise parametric and non-parametric tests can be then performed on the new variable (Lewontin, 1966; Down, 1976; Hallgrímsson and Hall, 2005), which I call here Coeff Var IM (Individual's Mean). The statistical tests reported in table 7.21 indicate that the difference in coefficient of variation is never significant for each variable in males. Iron Age females show significantly higher variability in humeral asymmetry ($p < 0.05$, Mann-Whitney U-Test); Orientalizing-Archaic females display significantly higher variability in tibial robusticity properties ($p < 0.05$); Hellenistic females show significantly higher variability in humeral robusticity, especially in the right side (right Zp, $p < 0.05$; left Zp, $p < 0.1$).

Males	N	NEOL Coeff Var ¹	NEOL Coeff Var IM ²	SD	N	O-A Coeff Var	O-A Coeff Var IM	SD	N	ELL Coeff Var	ELL Coeff Var IM	SD	NEOL O-A ³	NEOL ELL
TAHUMR	13	10.26	8.44	5.52	179	12.69	9.65	8.23	131	12.47	9.59	7.92	NS	NS
ZPHUMR	13	16.13	11.79	10.28	133	17.85	13.48	11.67	103	16.17	12.84	9.74	NS	NS
JHUMR	13	23.85	16.39	16.08	133	24.04	17.93	15.98	103	22.15	17.82	13.03	NS	NS
IXNNHUMR	15	11.45	8.03	7.80	222	10.21	7.76	6.59	149	11.16	8.84	6.76	NS	NS
TAHUML	12	9.06	8.19	5.21	179	12.14	9.01	8.11	133	12.18	9.32	7.80	NS	NS
ZPHUML	12	13.2	9.53	9.91	133	16.99	12.46	11.47	105	17.41	13.33	11.13	NS	NS
JHUML	12	19.64	13.09	15.15	133	23.22	16.71	16.02	105	24.7	18.65	16.08	NS	NS
IXNNHUML	15	12.91	9.68	8.45	222	10.47	8.63	5.89	150	11.51	9.25	6.81	NS	NS
HUMBA	13	69.45	56.38	36.21	220	61.81	48.78	38.02	146	68.34	54.70	40.71	NS	NS
TAFEM	13	10.06	8.88	4.68	159	11.28	8.99	6.78	116	10.78	8.78	6.20	NS	NS
ZPFEM	17	15.75	13.67	7.74	155	14.74	11.75	8.84	112	13.95	11.04	8.47	NS	NS
JFEM	17	20.91	17.35	11.37	155	19.53	15.30	12.07	112	18.73	14.62	11.63	NS	NS
IXYFEM	13	14.6	14.11	10.27	102	16.14	12.35	10.32	90	18.75	14.55	11.72	NS	NS
IXYFEMa	13	14.6	14.13	10.32	168	16.62	12.93	10.41	122	19.17	15.19	11.62	NS	NS
TATIB	13	9.6	9.52	7.77	104	12.37	9.84	7.44	78	11.4	8.43	7.62	NS	NS
ZPTIB	16	14.04	13.34	10.95	103	16.36	12.90	10.01	75	14.91	10.95	10.04	NS	NS
JTIB	16	19.56	17.33	15.36	103	21.82	17.13	13.47	75	21.15	15.02	14.79	NS	NS
IXNTIB	19	16.64	14.50	8.80	107	19.9	16.19	11.58	82	19.23	15.41	11.38	NS	NS

Table 7.21 – Comparison of the Coefficient of Variation for all CSG variables among Neolithic, Orientalizing-Archaic, and Hellenistic male individuals. ¹ Coefficient of Variation calculated from the sample SD divided by the sample mean. ² Mean of the Coefficient of Variation calculated from each individual. ³ 2-samples T test provided outside of parentheses; Mann-Whitney U-Test provided in squared parentheses. All acronyms and statistical significance levels as in Table 7.1.

Females	N	NEOL Coeff Var ¹	NEOL Coeff Var IM ²	SD	N	O-A Coeff Var	O-A Coeff Var IM	SD	N	ELL Coeff Var	ELL Coeff Var IM	SD	NEOL O-A ³	NEOL ELL
TAHUMR	9	7.75	6.38	3.77	89	11.11	10.29	7.47	83	12.45	10.07	7.24	NS	NS
ZPHUMR	9	9.37	8.35	3.06	59	14.09	13.62	9.30	71	18.13	15.09	9.90	NS	* [*]
JHUMR	9	14.16	12.48	5.03	59	18.98	18.38	12.09	71	24.69	20.46	13.61	NS	° [°]
IXNNHUMR	9	8.77	6.08	5.95	109	11.52	10.00	7.80	102	10.54	8.57	6.08	NS	NS
TAHUML	8	6.94	5.90	2.90	89	10.11	9.59	6.42	82	12.62	9.79	7.90	NS	NS
ZPHUML	8	8.21	6.83	3.75	59	13.03	12.51	8.29	71	17.72	13.90	10.87	° [°]	° [°]
JHUML	8	11.73	9.66	5.57	59	17.89	16.78	11.06	71	24.03	18.71	14.91	° [°]	° [*]
IXNNHUML	8	7.08	6.48	1.47	109	11.46	9.63	7.35	103	12.18	9.67	7.35	NS	NS
HUMBA	8	93.53	81.29	34.58	108	76.71	56.20	47.48	99	101.56	60.55	81.30	NS [*]	NS [*]
TAFEM	10	8.95	7.02	5.03	75	11.15	8.95	7.03	71	11.96	8.84	7.98	NS	NS
ZPFEM	13	12.27	9.53	7.23	74	14.52	12.50	9.80	69	15.57	11.70	10.18	NS	NS
JFEM	13	16.92	13.02	10.12	74	19.32	16.31	12.59	69	21.38	16.00	14.05	NS	NS
IXYFEM	10	15.83	12.95	8.00	44	17.93	19.97	14.58	44	18.06	14.41	10.66	NS	NS
IXYFEMa	10	15.83	12.95	8.00	77	17.99	19.73	13.85	74	16.89	13.33	10.25	NS	NS
TATIB	10	8.63	6.89	4.66	45	12.47	13.94	9.11	53	15.05	11.55	9.52	* [*]	NS
ZPTIB	13	11.76	8.90	7.24	44	15.44	20.07	11.80	52	19.83	14.95	12.86	* [*]	NS
JTIB	13	16.04	12.04	10.01	44	20.84	25.98	14.73	52	26.64	19.95	17.43	* [*]	NS
IXNTIB	13	18.85	12.71	13.43	46	19.17	16.72	13.02	55	15.76	12.80	9.03	NS	NS

Table 7.22 – Comparison of the Coefficient of Variation for all CSG variables among Neolithic, Orientalizing-Archaic, and Hellenistic female individuals.¹ Coefficient of Variation calculated from the sample SD divided by the sample mean.² Mean of the Coefficient of Variation calculated from each individual.³ 2-samples T test provided outside of parentheses; Mann-Whitney U-Test provided in squared parentheses. All acronyms and statistical significance levels as in Table 7.1.

7.3 Results within the Iron Age samples

This section will cover the comparisons within the Iron Age subsamples: Orientalizing-Archaic, Classic, and Hellenistic. The Classic period was not included in the section 7.2 in order to simplify the diachronic analysis. Within the Iron Age, the Classic period is of crucial importance, most likely being a time of profound social changes (see chapter 2).

7.3.1 *Stature and Activity levels*

Stature

No variation in stature is present among Iron Age periods within each sex (Fig 7.13, and Table 7.23). In each period, males are about 10 cm taller than females, a difference that is highly statistically significant (section 7.3.5).

When taking into account the Status and Rarity Indices (treated here as continuous values), only the Orientalizing-Archaic males show a correlation with stature (Table 7.24). The comparison among categories based on status for the rest of the subsamples is provided in Appendix 4. Figure 7.14 shows the results of a one-way ANOVA by status category in the Orientalizing-Archaic male sample. Although the main effect is not significant at the 0.05 level ($p=0.078$), post-hoc Fisher LSD test indicates that the ‘high status’ category (Status Index above 45) is significantly taller ($p<0.05$) than the ‘low status’ category (Status Index between 0-15) ($p<0.1$ after correction for multiple comparisons, Table 7.25). A similar result is present in the Alfedena males from the Classic period, but the difference between the ‘high status’ category (Status Index above

20) and the ‘low status’ category (Status Index between 0-10) is significant only at the 0.1 level in a Fisher’s LSD post-hoc Test (Table 1 in Appendix 4).

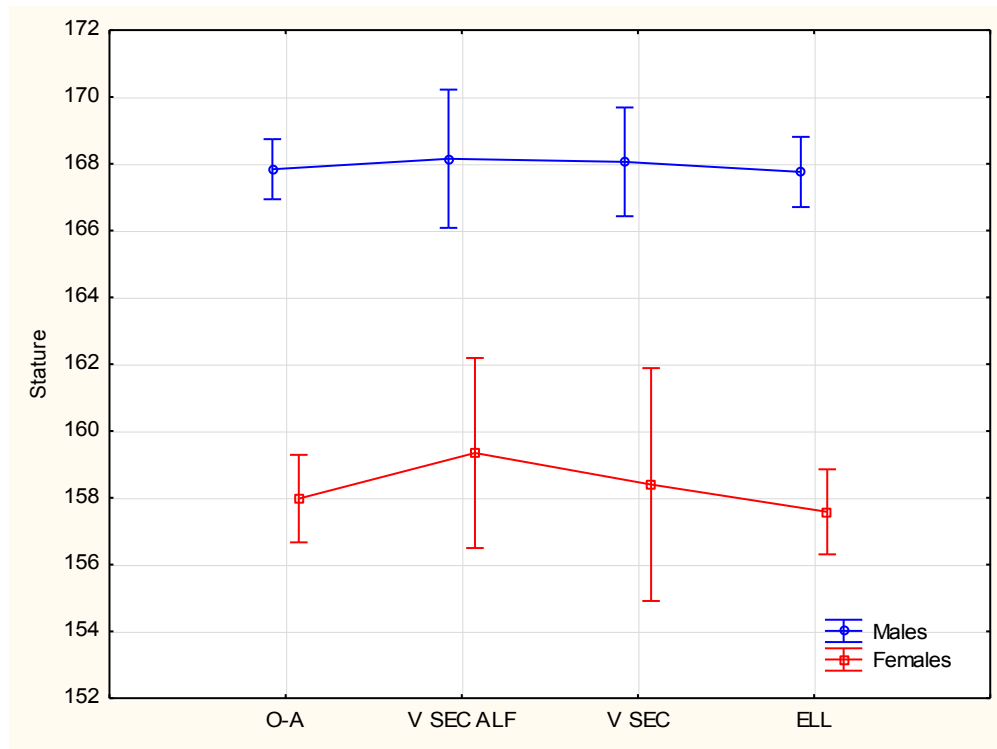


Figure 7.13 – Interaction plot of a 2-way ANOVA for stature; factors: period (Orientalizing-Archaic, Classic from the Alfedena necropolis, Classic from the Aterno River Valley, Hellenistic) and sex. Vertical bars denote 95% Confidence Intervals.

Period	Males			Pairwise Comparisons ¹		
	N	Mean	SD	V SEC ALF	V SEC	ELL
O-A	180	167.84	6.88	NS	NS	NS
V SEC ALF	34	168.15	4.16		NS	NS
V SEC	55	168.06	6.65			NS
ELL	132	167.75	6.29			

Period	Females			Pairwise Comparisons		
	N	Mean	SD	V SEC ALF	V SEC	ELL
O-A	85	157.98	5.41	NS	NS	NS
V SEC ALF	18	159.34	5.38		NS	NS
V SEC	12	158.40	3.94			NS
ELL	90	157.58	5.67			

Table 7.23 – Comparison of stature between Iron Age periods. ¹ Post-hoc comparisons of an ANOVA with period as factor. All acronyms and statistical significance levels as in Table 7.1.

	Stature vs Status Index				Stature vs Rarity Index			
	Pearson's R	P value	Spearman's Rho	P value	Pearson's R	P value	Spearman's Rho	P value
O-A M	0.154 (0.141) ¹	p<0.05 (p=0.06)	0.191 (0.181)	p<0.05 (p<0.05)	0.201 (0.188)	p<0.01 (p<0.05)	0.216 (0.207)	p<0.05 (p<0.05)
O-A F	-	NS	-	NS	-	NS	-	NS
V SEC M	-	NS	-	NS	-	NS	-	NS
V SEC F	-	NS	-	NS	-	NS	-	NS
V SEC ALF M	-	NS	-	NS	-	NS	-	NS
V SEC ALF F	-	NS	-	NS	-	NS	-	NS
ELL M	-	NS	-	NS	-	NS	-	NS
ELL F	-	NS	-	NS	-	NS	-	NS

Table 7.24 – Results for Pearson's parametric and Spearman's non-parametric correlation between stature and Status and Rarity Indices. ¹ Results obtained by eliminating the outlier for stature Bazzano 735, stature 139.31 cm. All acronyms and statistical significance levels as in Table 7.1.

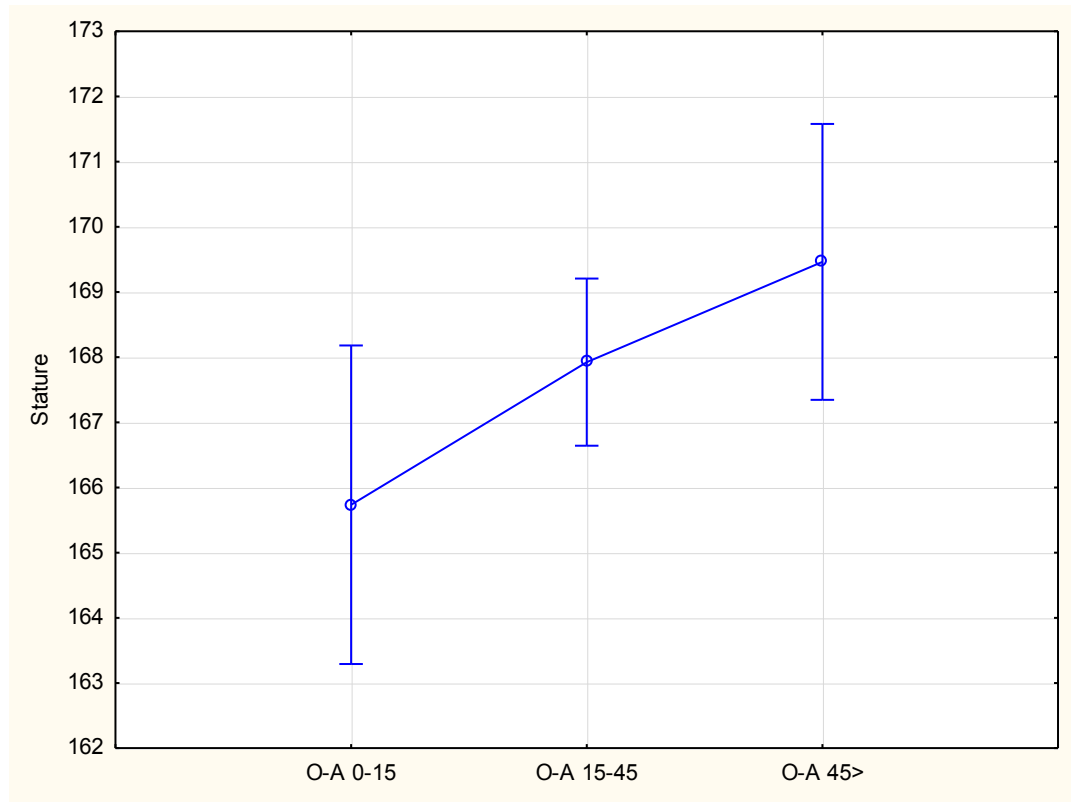


Figure 7.14 – One-way ANOVA interaction plot for stature by status in the Orientalizing-Archaic period, with categorical status (Orientalizing-Archaic 0-15, Orientalizing-Archaic 15-45, Orientalizing-Archaic 45>) as factor. Vertical bars denote 95% Confidence Intervals.

Males	Stature			Pairwise Comparisons	
	N	Mean	SD	O-A 15-45	O-A 45>
O-A 0-15	30	165.74	7.95	NS	° (*)
O-A 15-45	109	167.92	6.87		NS
O-A 45>	40	169.46	5.49		

Table 7.25 – Comparison of stature between Orientalizing-Archaic status categories (Orientalizing-Archaic 0-15, Orientalizing-Archaic 15-45, Orientalizing-Archaic 45>) of male individuals. ¹ Post-hoc comparisons of an ANOVA with period as factor. All acronyms and statistical significance levels as in Table 7.1.

Activity levels

Activity levels were expected to increase within the Iron Age, due to agricultural intensification. The change was expected to be particularly apparent in males, who should have performed the larger share of agricultural work, and should be due mainly to an increase in labor input of the lower classes. Table 7.26 and 7.27 show the diachronic changes within the Iron Age, without taking into account status. In males, the only significant diachronic increase from the Orientalizing-Archaic to the Hellenistic period is in left humeral robusticity. Alfedena males show higher femoral robusticity when compared to the Aterno River Valley males, regardless of the period (Table 7.26). Among females, the main difference is a significant decrease in upper and lower limb robusticity between the Orientalizing-Archaic and the Hellenistic period. Also the females of the Classic period of the Aterno River Valley are more robust than the Hellenistic females of the same area, and the result is significant in the upper limb (Table 7.27).

	Males			Pairwise Comparisons ¹		
TAHUMR	N	Mean	SD	V SEC ALF	V SEC	ELL
O-A	179	497.98	63.20	NS	NS	NS
V seca	33	503.50	55.59		NS	NS
V SEC	53	508.40	60.49			NS
ELL	131	491.55	61.28			
ZPHUMR	N	Mean	SD	V SEC ALF	V SEC	ELL
O-A	133	58.57	10.45	NS	NS	NS
V SEC ALF	32	60.19	9.80		NS	NS
V SEC	37	60.32	9.18			NS
ELL	103	57.65	9.32			
JHUMR	N	Mean	SD	V SEC ALF	V SEC	ELL
O-A	133	260.47	62.61	NS	NS	NS
V SEC ALF	32	267.94	59.10		NS	NS
V SEC	37	273.18	58.75			NS
ELL	103	257.85	57.11			
TAHUML	N	Mean	SD	V SEC ALF	V SEC	ELL
O-A	179	446.88	54.27	NS	NS	NS [°]
V SEC ALF	32	453.62	49.03		NS	NS
V SEC	49	446.62	50.47			NS
ELL	133	454.96	55.43			
ZPHUML	N	Mean	SD	V SEC ALF	V SEC	ELL
O-A	133	50.72	8.62	NS	NS	NS (*) [*]
V SEC ALF	31	52.85	8.13		NS	NS
V SEC	33	52.44	7.27			NS
ELL	105	52.98	9.23			
JHUML	N	Mean	SD	V SEC ALF	V SEC	ELL
O-A	133	216.69	50.32	NS	NS	° (*) [*]
V SEC ALF	31	227.00	47.50		NS	NS
V SEC	33	229.34	44.87			NS
ELL	105	233.40	57.64			
TAFEM	N	Mean	SD	V SEC ALF	V SEC	ELL
O-A	159	883.34	99.66	NS	NS	NS
V SEC ALF	24	905.97	56.62		NS [°]	NS (°) [*]
V SEC	50	873.52	106.01			NS
ELL	116	869.47	93.74			
ZPFEM	N	Mean	SD	V SEC ALF	V SEC	ELL
O-A	155	101.82	15.00	NS (*) [**]	NS	NS
V SEC ALF	24	108.70	8.18		NS (*) [**]	NS [*]
V SEC	48	101.34	14.70			NS
ELL	112	102.41	14.29			
JFEM	N	Mean	SD	V SEC ALF	V SEC	ELL
O-A	155	468.67	91.51	NS (°) [*]	NS	NS
V SEC ALF	24	506.02	50.99		NS (°) [*]	NS [*]
V SEC	48	465.08	88.99			NS
ELL	112	478.90	89.71			

Table 7.26 – Comparison of CSG robusticity variables of the humerus and femur in male Iron Age samples.

¹ Tukey's HSD post-hoc test provided outside of parentheses; Fisher's LSD post-hoc test provided in parentheses. Mann-Whitney U-Test provided in squared parentheses. All acronyms and statistical significance levels as in Table 7.1.

	Females			Pairwise Comparisons ¹		
TAHUMR	N	Mean	SD	V SEC ALF	V SEC	ELL
O-A	89	436.63	48.52	NS	NS	** (**) [**]
V SEC ALF	16	418.47	43.01		NS	NS
V SEC	9	451.08	54.97			NS (*) [*]
ELL	83	411.99	51.30			
ZPHUMR	N	Mean	SD	V SEC ALF	V SEC	ELL
O-A	59	48.68	6.86	NS	NS	NS (*) [*]
V SEC ALF	13	48.36	7.48		NS	NS
V SEC	9	50.85	9.29			NS (°)
ELL	71	45.79	8.30			
JHUMR	N	Mean	SD	V SEC ALF	V SEC	ELL
O-A	59	200.72	38.10	NS	NS	NS [°]
V SEC ALF	13	204.31	43.36		NS	NS
V SEC	9	214.13	57.42			NS
ELL	71	189.23	46.73			
TAHUML	N	Mean	SD	V SEC ALF	V SEC	ELL
O-A	89	418.68	42.32	NS	NS	*** (***) [***]
V SEC ALF	15	403.70	40.95		NS	NS
V SEC	9	435.85	59.71			* (**) [*]
ELL	82	388.97	49.09			
ZPHUML	N	Mean	SD	V SEC ALF	V SEC	ELL
O-A	59	46.70	6.08	NS	NS	* (**) [**]
V SEC ALF	12	47.16	7.18		NS	NS (°)
V SEC	9	49.60	10.12			° (*) [*]
ELL	71	43.07	7.63			
JHUML	N	Mean	SD	V SEC ALF	V SEC	ELL
O-A	59	191.72	34.29	NS	NS	NS (*) [*]
V SEC ALF	12	200.07	42.22		NS	NS (°)
V SEC	9	210.11	61.63			° (*) [°]
ELL	71	176.09	42.31			
TAFEM	N	Mean	SD	V SEC ALF	V SEC	ELL
O-A	75	825.38	92.04	NS	NS	** (***) [***]
V SEC ALF	14	804.30	105.37		NS	NS
V SEC	7	802.50	51.88			NS
ELL	71	770.29	92.10			
ZPFEM	N	Mean	SD	V SEC ALF	V SEC	ELL
O-A	74	93.64	13.59	NS	NS	** (***) [***]
V SEC ALF	14	93.59	17.72		NS	NS (*)
V SEC	7	89.09	7.84			NS
ELL	69	85.61	13.33			
JFEM	N	Mean	SD	V SEC ALF	V SEC	ELL
O-A	74	415.60	80.31	NS	NS	* (**) [***]
V SEC ALF	14	416.87	108.20		NS	NS
V SEC	7	385.76	53.37			NS
ELL	69	373.60	79.89			

Table 7.27 – Comparison of CSG robusticity variables of the humerus and femur in female Iron Age samples. ¹ Tukey's HSD post-hoc test provided outside of parentheses; Fisher's LSD post-hoc test provided in parentheses. Mann-Whitney U-Test provided in squared parentheses. All acronyms and statistical significance levels as in Table 7.1.

Table 7.28 shows the pattern in robusticity variables among categories based on Status Index in the Orientalizing-Archaic male sample. Contrary to the expectations, for every robusticity variable there is a trend of increase with status. Individuals belonging to the lower status category (Status Index between 0-15) consistently show the lowest values. When comparing the ‘low status’ subsample with individuals belonging the higher status category (Status Index above 45), the latter are significantly more robust in the right humerus (difference in Z_p is significant at the 0.05 level in a Fisher’s LSD Test) and to a greater extent in the femur (Z_p is significant at the 0.05 level in a Tukey’s HSD Test, and in a Fisher’s LSD Test).

The comparison between status categories for the rest of the subsamples (Orientalizing-Archaic period, females; Classic period from Alfedena and the Aterno River Valley, both sexes; Hellenistic period, both sexes) do not show statistically significant results and are therefore provided in Appendix 5.

A result that is compatible with a diachronic increase in labor input in the lower classes is the comparison of humeral robusticity between Orientalizing-Archaic males and Hellenistic males falling in the lower status category. Hellenistic males falling in the 0-60 Status Index category show significantly higher Z_p ($p < 0.05$, Student T-Test and Mann-Whitney U-Test) in both humeri when compared to Orientalizing-Archaic males falling in the 0-15 Status Index category.

	Males			Pairwise Comparisons	
TAHUMR	N	Mean	SD	O-A 15-45	O-A 45>
O-A 0-15	28	477.22	59.56	NS	° (*) [*]
O-A 15-45	112	498.36	65.14		NS
O-A 45>	39	511.82	57.26		
ZPHUMR	N	Mean	SD	O-A 15-45	O-A 45>
O-A 0-15	20	53.89	8.71	° (*)	NS (*) [°]
O-A 15-45	85	59.23	10.61		NS
O-A 45>	28	59.90	10.55		
JHUMR	N	Mean	SD	O-A 15-45	O-A 45>
O-A 0-15	20	233.36	48.05	NS (*)	NS (°) [°]
O-A 15-45	85	264.25	63.36		NS
O-A 45>	28	268.35	66.31		
TAHUML	N	Mean	SD	O-A 15-45	O-A 45>
O-A 0-15	27	438.14	58.95	NS	NS
O-A 15-45	112	449.65	52.95		NS
O-A 45>	40	445.03	55.37		
ZPHUML	N	Mean	SD	O-A 15-45	O-A 45>
O-A 0-15	18	48.29	6.66	NS	NS
O-A 15-45	85	51.42	8.67		NS
O-A 45>	30	50.20	9.43		
JHUML	N	Mean	SD	O-A 15-45	O-A 45>
O-A 0-15	18	203.60	35.87	NS	NS
O-A 15-45	85	220.58	51.24		NS
O-A 45>	30	213.52	54.82		
TAFEM	N	Mean	SD	O-A 15-45	O-A 45>
O-A 0-15	29	846.15	98.83	NS (°)	* (*) [***]
O-A 15-45	93	883.07	96.27		NS
O-A 45>	37	913.18	101.38		
ZPFEM	N	Mean	SD	O-A 15-45	O-A 45>
O-A 0-15	29	96.32	13.82	NS (°)	* (*) [*]
O-A 15-45	91	101.97	13.95		NS
O-A 45>	35	105.96	17.43		
JFEM	N	Mean	SD	O-A 15-45	O-A 45>
O-A 0-15	29	436.48	82.21	NS (°)	* (*) [°]
O-A 15-45	91	470.13	84.83		NS
O-A 45>	35	491.54	109.06		

Table 7.28 – Comparison of CSG robusticity variables of the humerus and femur in among status categories (Orientalizing-Archaic 0-15, Orientalizing-Archaic 15-45, Orientalizing-Archaic 45>) of the male Orientalizing-Archaic sample. ¹ Tukey's HSD post-hoc test provided outside of parentheses; Fisher's LSD post-hoc test provided in parentheses. Mann-Whitney U-Test provided in squared parentheses. All acronyms and statistical significance levels as in Table 7.1.

7.3.2 Mobility levels

This research predicted that agricultural intensification throughout the Iron Age led to an increase in sedentism; this should result in a decrease in lower limb CSG properties associated with mobility (femoral and tibial CSG shape, and tibial robusticity parameters). Table 7.29 and 7.30 show the results for males and females, respectively. No diachronic change is present in male femoral shape, which is close to circularity in all subsamples. Tibial robusticity is significantly higher in Alfedena males when compared to Hellenistic males, while other pairwise comparisons do not reach statistical significance. Tibial CSG shape is significantly lower in Hellenistic males when compared to the previous periods, which do not show differences among each other (Table 7.29). Females generally do not show significant differences among subsamples, with the exception of the femoral CSG shape of the Aterno River Valley during the Classic period, which is significantly higher when compared to Orientalizing-Archaic and Alfedena Classic period, but still close to circularity (mean $I_x/I_y=1.12$ when including the individuals for which femoral positioning was approximated, variable IXYa in table 7.30).

	Males			Pairwise Comparisons ¹		
IXYFEM	N	Mean	SD	V SEC ALF	V SEC	ELL
O-A	102	1.06	0.17	NS	NS	NS
V SEC ALF	22	1.05	0.16		NS	NS
V SEC	34	1.07	0.20			NS
ELL	90	1.05	0.20			
IXYFEMa	N	Mean	SD	V SEC ALF	V SEC	ELL
O-A	168	1.07	0.18	NS	NS	NS
V SEC ALF	24	1.07	0.17		NS	NS
V SEC	51	1.07	0.18			NS
ELL	122	1.06	0.20			
TATIB	N	Mean	SD	V SEC ALF	V SEC	ELL
O-A	104	730.58	90.35	NS	NS	NS
V SEC ALF	27	734.24	67.29		NS	NS
V SEC	33	709.41	74.09			NS
ELL	78	711.09	81.10			
ZPTIB	N	Mean	SD	V SEC ALF	V SEC	ELL
O-A	103	101.51	16.61	NS	NS	NS
V SEC ALF	27	103.63	11.77		NS	NS [*]
V SEC	33	97.17	11.38			NS
ELL	75	98.63	14.70			
JTIB	N	Mean	SD	V SEC ALF	V SEC	ELL
O-A	103	525.88	114.76	NS	NS	NS
V SEC ALF	27	530.28	78.26		NS	NS
V SEC	33	498.44	78.05			NS
ELL	75	516.25	109.20			
IXNTIB	N	Mean	SD	V SEC ALF	V SEC	ELL
O-A	107	2.32	0.46	NS	NS	*** (***) [***]
V SEC ALF	27	2.28	0.33		NS	NS (*) [*]
V SEC	33	2.31	0.51			* (*) [*]
ELL	82	2.06	0.40			

Table 7.29 – Comparison of CSG variables correlated with mobility of the femur and tibia among Iron Age male samples. ¹ Tukey's HSD post-hoc test provided outside of parentheses; Fisher's LSD post-hoc test provided in parentheses. Mann-Whitney U-Test provided in squared parentheses. All acronyms and statistical significance levels as in Table 7.1.

	Females			Pairwise Comparisons		
IXYFEM	N	Mean	SD	V SEC ALF	V SEC	ELL
O-A	0.99	44	0.18	NS	NS	NS
V SEC ALF	0.95	14	0.15		NS	NS
V SEC	1.09	4	0.1			NS
ELL	1.01	44	0.18			
IXYFEMa	N	Mean	SD	V SEC ALF	V SEC	ELL
O-A	0.98	77	0.18	NS	NS (*) [*]	NS
V SEC ALF	0.95	14	0.15		NS (*) [*]	NS
V SEC	1.12	7	0.13			NS
ELL	1.02	74	0.17			
TATIB	N	Mean	SD	V SEC ALF	V SEC	ELL
O-A	656.38	45	81.88	NS	NS	NS
V SEC ALF	632.20	13	89.32		NS	NS
V SEC	617.01	4	56.71			NS
ELL	641.10	53	96.51			
ZPTIB	N	Mean	SD	V SEC ALF	V SEC	ELL
O-A	86.25	44	13.32	NS	NS	NS
V SEC ALF	87.08	13	17.53		NS	NS
V SEC	79.69	4	6.33			NS
ELL	83.14	52	16.49			
JTIB	N	Mean	SD	V SEC ALF	V SEC	ELL
O-A	419.26	44	87.36	NS	NS	NS
V SEC ALF	435.5	13	116.96		NS	NS
V SEC	380.76	4	31.30			NS
ELL	403.11	52	107.38			
IXNTIB	N	Mean	SD	V SEC ALF	V SEC	ELL
O-A	2.11	46	0.40	NS	NS	NS (°)
V SEC ALF	1.97	13	0.44		NS	NS
V SEC	1.87	4	0.31			NS
ELL	1.98	55	0.31			

Table 7.30 – Comparison of CSG variables correlated with mobility of the femur and tibia among Iron Age male samples. ¹ Tukey's HSD post-hoc test provided outside of parentheses; Fisher's LSD post-hoc test provided in parentheses. Mann-Whitney U-Test provided in squared parentheses. All acronyms and statistical significance levels as in Table 7.1.

Table 7.31 and Appendix 6 display the analysis of mobility CSG parameters taking into account status categories within each subsample divided by period and sex. In the Orientalizing-Archaic period, individuals belonging to the lowest status category (Status Index between 0-15) consistently show the lowest mean values for all the CSG mobility parameters (especially tibial robusticity), while the highest values are present in the highest status category (Status Index above 45). Post-hoc comparisons, however, never show statistical significance at the 0.05 level (Table 7.31). A similar pattern of results is present among females of the Orientalizing-Archaic period: tibial robusticity (Zp) is significantly higher in the highest status subsample (Status Index above 60) when compared to the subsample with the lowest status (Status Index between 0-30) (Table 2 of Appendix 6).

In the Classic period, Alfedena males in the highest status category (Status Index above 20) show significantly higher femoral shape when compared to individuals belonging to the lowest status category (Status Index between 0-10) (Table 3 in Appendix 6). However, sample size in the highest status category is small, including only 4 individuals for femoral shape values. No significant difference across subsamples based on status is present in Alfedena females, and in the Aterno River Valley males of the Classic period (Tables 4 and 5 in Appendix 6). The analysis based on status category has not been performed for the females of the Aterno River Valley, due to small sample size.

In the Hellenistic period, males do not show significant differences across subsamples based on status (Table 6 in Appendix 6). Conversely, females of the highest status category (Status Index above 180) show the lowest values for tibial robusticity, but the difference with the other subsamples is never significant at the 0.05 level, and sample

size is small (4 individuals in the highest status category) (Table 7 in Appendix 6). When merging the two highest status categories (Status Index between 120-180 and Status Index above 180), the differences in tibial robusticity between this new status category and the lower ones is not significant, but higher status females show significantly lower tibial shape index (Table 8 in Appendix 6).

	Males			Pairwise Comparisons	
IXYFEM	N	Mean	SD	O-A 15-45	O-A 45>
O-A 0-15	13	1.02	0.21	NS	NS
O-A 15-45	66	1.07	0.16		NS
O-A 45>	23	1.06	0.19		
IXYFEMa	N	Mean	SD	O-A 15-45	O-A 45>
O-A 0-15	31	1.06	0.18	NS	NS
O-A 15-45	99	1.07	0.17		NS
O-A 45>	38	1.08	0.20		
TATIB	N	Mean	SD	O-A 15-45	O-A 45>
O-A 0-15	15	710.68	107.00	NS	NS
O-A 15-45	64	727.97	87.92		NS
O-A 45>	25	749.22	86.25		
ZPTIB	N	Mean	SD	O-A 15-45	O-A 45>
O-A 0-15	15	95.59	20.59	NS	NS (°) [°]
O-A 15-45	63	101.21	15.69		NS
O-A 45>	25	105.82	15.74		
JTIB	N	Mean	SD	O-A 15-45	O-A 45>
O-A 0-15	15	485.49	144.44	NS	NS (°) [°]
O-A 15-45	63	523.22	108.83		NS
O-A 45>	25	556.84	105.66		
IXNTIB	N	Mean	SD	O-A 15-45	O-A 45>
O-A 0-15	15	2.13	0.28	NS (°)	NS
O-A 15-45	67	2.35	0.48		NS
O-A 45>	25	2.36	0.49		

Table 7.31 – Comparison of CSG variables correlated with mobility of the femur and tibia among Orientalizing-Archaic male individuals divided by status categories (Orientalizing-Archaic 0-15, Orientalizing-Archaic 15-45, Orientalizing-Archaic 45>).

¹ Post-hoc comparisons of an ANOVA with status categories as factor. Tukey's Honestly Significant Difference corrects for multiple comparisons and is provided outside of parentheses; Fisher's Least Squared Distance does not correct for multiple comparisons and is provided in parentheses; pairwise non-parametric Mann-Whitney U-Test is provided in squared parentheses. All acronyms and statistical significance levels as in Table 7.1.

7.3.3 Humeral asymmetry

Diachronic changes in humeral asymmetry are expected to be significant in the male sample. Orientalizing-Archaic males, whose funerary treatment emphasized the warrior ideal through the inclusion of weapons, are expected to have used weapons more often and should be on average more lateralized. Figure 7.15 shows the interaction plot of a 2-way ANOVA for humeral asymmetry, with period and sex as factors; Table 7.32 displays the test statistics, pairwise non-parametric comparisons, and post-hoc parametric comparisons. As expected, females show no differences between the Orientalizing-Archaic and Hellenistic period, while males show a significant decrease in asymmetry. Despite this decrease, males are significantly more lateralized than females in both periods (results on sexual dimorphism are listed in section 7.3.5).

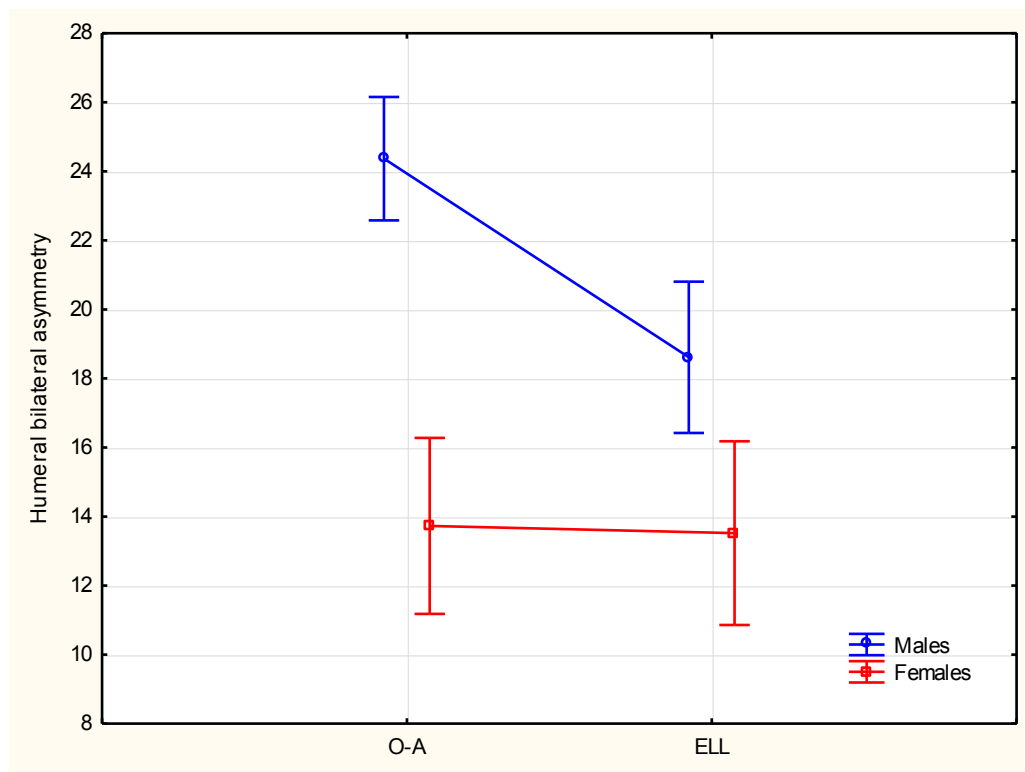


Figure 7.15 – Interaction plot of a 2-way ANOVA for humeral bilateral asymmetry; factors: period (Orientalizing-Archaic and Hellenistic) and sex. Vertical bars denote 95% Confidence Intervals.

	Orientalizing-Archaic				Hellenistic			Pairwise Comparisons ¹
HUMBA	N	Mean	SD	HUMBA	N	Mean	SD	
Males	220	24.37	15.06	Males	146	18.61	12.72	*** (***) [***]
Females	108	13.73	10.53	Females	99	13.52	13.73	NS

Table 7.32 – Comparison of humeral bilateral asymmetry Orientalizing-Archaic and Hellenistic individuals. ¹ Post-hoc comparisons of an ANOVA with period as factor. All acronyms and statistical significance levels as in Table 7.1.

7.3.4 Variability of activities

Tables 7.33 and 7.34 show the coefficient of variation (standard deviation divided by the mean) across Iron Age periods for the activity-related CSG variables, in males and females. for the activity-related CSG variables, in males and females. As in section 7.2.6, the significance of the difference between groups is tested through the coefficient of variation based on each individual, ‘Coeff Var IM’.

The expectation that ever increasing craft specialization would lead to a diachronic increase of the coefficient of variation in the Iron Age is generally not met. In both sexes, significant differences in the coefficient of variation are present mainly between the Alfedena sample and the Aterno River Valley individuals, with the Alfedena individuals showing significantly lower values, regardless of the period to which they are compared. This difference is not due to diachronic trends due to physical activity, but more likely to a different composition of the samples between the Aterno River Valley and Alfedena. In fact, the Aterno River Valley individuals are sampled from all the available burials of the necropoleis, the Alfedena individuals are sampled from a specific area, where graves were arranged in family circles. The Alfedena individuals were more likely to be more closely related, more homogeneous in social extraction, and therefore more likely to have had similar levels and types of habitual activities. The results for the

coefficient of variation are in agreement with this scenario. The only diachronic trend detectable is in the CSG variables correlated with mobility in the female sample:

Hellenistic females, when compared to Orientalizing-Archaic females, show significantly lower coefficient of variation for the femoral shape and for tibial robusticity. This result may be a consequence of the general decrease in mobility detected in the Iron Age (sections 7.2.3 and 7.3.2).

	O-A				V SEC ALF				V SEC				ELL			Pairwise Comparisons ³					
	N	Coeff Var ¹	SD	IM ²	N	Coeff Var	SD	IM	N	Coeff Var	SD	IM	N	Coeff Var	SD	O-A V SEC ALF	O-A V SEC ATE	O-A ELL	V SEC ALF V SEC ATE	V SEC ALF ELL	V SEC ELL
Males																					
TA HUMR	179	12.69	9.65	8.23	33	11.04	8.93	6.21	53	11.90	8.93	7.84	131	12.47	9.59	7.92	NS	NS	NS	NS	NS
ZP HUMR	133	17.85	13.48	11.67	32	16.27	13.24	9.13	37	15.22	16.26	14.14	103	16.17	12.84	9.74	NS	NS	NS	NS	NS
JHUMR	133	24.04	17.93	15.98	32	22.06	18.15	11.73	37	21.51	11.58	9.70	103	22.15	17.82	13.03	NS	NS	NS	NS	NS
IXNN HUMR	222	10.21	7.76	6.59	35	12.35	8.65	8.84	57	11.57	8.19	8.04	149	11.16	8.84	6.76	NS	NS [°]	NS	NS	NS
TA HUML	179	12.14	9.01	8.11	32	10.81	8.84	6.26	49	11.30	8.30	7.49	133	12.18	9.32	7.80	NS	NS	NS	NS	NS
ZP HUML	133	16.99	12.46	11.47	31	15.39	12.22	9.20	33	13.86	9.77	9.61	105	17.41	13.33	11.13	NS	NS	NS	NS	NS [*]
JHUML	133	23.22	16.71	16.02	31	20.93	16.39	12.48	33	19.57	13.92	13.68	105	24.70	18.65	16.08	NS	NS	NS	NS	NS [°]
IXNN HUML	222	10.47	8.63	5.89	33	10.99	8.16	7.14	53	11.41	8.33	7.94	150	11.51	9.25	6.81	NS	NS	NS	NS	NS [°]
HUM BA	220	61.81	48.78	38.02	33	55.47	44.11	26.62	52	55.37	48.22	31.48	146	68.34	54.70	40.71	NS	NS	NS	NS	NS
TA FEM	159	11.28	8.99	6.78	24	6.25	5.27	4.29	50	12.14	9.35	7.48	116	10.78	8.78	6.20	° (*) [**]	NS	° (*) [**]	° (*) [**]	NS
ZP FEM	155	14.74	11.75	8.84	24	7.53	7.29	5.47	48	14.51	10.56	9.61	112	13.95	11.04	8.47	° (*) [°]	NS	NS (°) [°]	NS (°) [°]	NS
JFEM	155	19.53	15.30	12.07	24	10.08	9.27	7.59	48	19.13	13.45	13.00	112	18.73	14.62	11.63	° (*) [°]	NS	NS (°) [°]	NS (°) [°]	NS
IX FEM	102	16.14	12.35	10.32	22	14.92	11.66	8.78	34	18.74	13.37	13.12	90	18.75	14.55	11.72	NS	NS	NS	NS	NS
IXY FEMa	168	16.62	12.93	10.41	24	15.77	12.68	8.99	51	16.43	11.75	11.37	122	19.17	15.19	11.62	NS	NS [°]	NS	NS (°)	NS [°]
TATIB	104	12.37	9.84	7.44	27	9.17	7.66	5.48	33	10.44	8.64	5.59	78	11.40	8.43	7.62	NS	NS [°]	NS	NS	NS
ZPTIB	103	16.36	12.90	10.01	27	11.36	9.41	7.71	33	11.72	9.60	6.57	75	14.91	10.95	10.04	NS (°) [°]	NS (°)	NS	NS	NS
JTIB	103	21.82	17.13	13.47	27	14.76	12.17	9.55	33	15.66	12.44	8.95	75	21.15	15.02	14.79	NS (°)	NS (°)	NS	NS	NS
IXN TIB	107	19.90	16.19	11.58	27	14.48	10.93	9.10	33	22.21	17.38	13.75	82	19.23	15.41	11.38	NS (°) [°]	NS	NS (°) [°]	NS (°) [°]	NS

Table 7.33 – Comparison of the Coefficient of Variation for all CSG variables among Iron Age periods, male samples. ¹ Coefficient of Variation calculated from the sample SD divided by the sample mean. ² Mean of the Coefficient of Variation calculated from each individual. ³ 2-samples T-Test provided outside of parentheses; Mann-Whitney U-Test provided in squared parentheses. All acronyms and statistical significance levels as in Table 7.1.

	O-A				V SEC ALF				V SEC				ELL		Pairwise Comparisons							
	N	Coeff Var	IM	SD	N	Coeff Var	IM	SD	N	Coeff Var	IM	SD	N	Coeff Var	IM	SD	O-A V SEC ALF	O-A V SEC ALF	O-A V SEC ALF	O-A V SEC ALF	V SEC ALF ELL	V SEC ALF ELL
Females																						
TA HUMR	89	11.11	10.29	7.47	16	10.28	6.98	7.48	9	12.19	8.22	10.67	83	12.45	10.07	7.24	NS [°]	NS	NS	NS	NS [°]	NS
ZP HUMR	59	14.09	13.62	9.30	13	15.48	9.83	11.38	9	18.27	12.70	13.52	71	18.13	15.09	9.90	NS	NS	NS	NS	NS [°]	NS
JHUMR	59	18.98	18.38	12.09	13	21.22	13.64	15.35	9	26.82	20.36	17.38	71	24.69	20.46	13.61	NS	NS	NS	NS	NS [°]	NS
IXNN HUMR	109	11.52	10.00	7.80	18	9.09	6.80	5.77	14	10.69	7.64	7.68	102	10.54	8.57	6.08	NS (°)	NS	NS	NS	NS [°]	NS
TA HUML	89	10.11	9.59	6.42	15	10.14	7.14	7.17	9	13.70	10.21	10.74	82	12.62	9.79	7.90	NS [°]	NS	NS	NS	NS	NS
ZP HUML	59	13.03	12.51	8.29	12	15.22	9.58	11.25	9	20.40	14.73	14.35	71	17.72	13.90	10.87	NS	NS	NS	NS	NS [°]	NS
JHUML	59	17.89	16.78	11.06	12	21.10	13.43	15.33	9	29.33	22.58	18.57	71	24.03	18.71	14.91	NS	NS	NS	NS	NS [°]	NS
IXNN HUML	109	11.46	9.63	7.35	17	10.04	7.61	6.28	14	8.39	6.53	5.80	103	12.18	9.67	7.35	NS	NS	NS	NS	NS	NS
HUM BA	108	76.71	56.20	47.48	17	86.76	58.95	66.16	14	80.40	57.35	49.08	99	101.56	60.55	81.30	NS	NS	NS	NS	NS [°]	NS
TAFEM	75	11.15	8.95	7.03	14	13.10	10.88	6.66	7	6.46	4.17	4.63	71	11.96	8.84	7.98	NS	NS	NS	NS	NS [°]	NS [°]
ZPFEM	74	14.52	12.50	9.80	14	18.94	15.94	9.98	7	8.80	6.66	5.75	69	15.57	11.70	10.18	NS	NS	NS	NS	NS	NS
JFEM	74	19.32	16.31	12.59	14	25.96	21.85	14.19	7	13.83	11.09	7.69	69	21.38	16.00	14.05	NS	NS	NS	NS	NS	NS
IXY FEM	44	17.93	19.97	14.58	14	16.05	12.52	9.16	4	9.14	11.75	10.22	44	18.06	14.41	10.66	NS (°)	NS	NS	NS	NS	NS
IXY FEMa	77	17.99	19.73	13.85	14	16.05	12.55	9.79	7	11.18	12.42	11.65	74	16.89	13.33	10.25	NS (*)	NS	NS	NS	NS	NS
TATIB	45	12.47	13.94	9.11	13	14.13	11.12	8.27	4	9.19	7.71	2.58	53	15.05	11.55	9.52	NS	NS	NS	NS	NS	NS
ZPTIB	44	15.44	20.07	11.80	13	20.13	17.23	10.24	4	7.94	7.63	5.99	52	19.83	14.95	12.86	NS	NS	NS	NS	NS	NS
JTIB	44	20.84	25.98	14.73	13	26.86	23.56	13.21	4	8.22	9.91	7.41	52	26.64	19.95	17.43	NS	NS	NS	NS	NS	NS
IXNTIB	46	19.17	16.72	13.02	13	22.08	16.81	13.99	4	16.34	12.24	8.25	55	15.76	12.80	9.03	NS	NS	NS	NS	NS	NS

Table 7.34 – Comparison of the Coefficient of Variation for all CSG variables among Iron Age periods, female samples. ¹ Coefficient of Variation calculated from the sample SD divided by the sample mean. ² Mean of the Coefficient of Variation calculated from each individual. ³ 2-samples T-Test provided outside of parentheses; Mann-Whitney U-Test provided in squared parentheses. All acronyms and statistical significance levels as in Table 7.1.

7.3.5 Sexual dimorphism

Table 7.35 displays the level of sexual dimorphism – by period and geographical area – for shape and robusticity variables of the upper and lower limb, body mass, and stature. The sample statistics used to calculate sexual dimorphism are provided in Appendix 7. All samples are in general very sexually dimorphic, with males showing higher robusticity values, and higher stature and body mass. Females show significantly higher values only for the humeral shape index, which could be a consequence of having an overall minor level of humeral robusticity on average, but could also be an indicator of significantly different types of activities performed by women. The expectation of an increase in sexual dimorphism for robusticity values in the Hellenistic period is generally met. When compared to the Orientalizing-Archaic, the Hellenistic sample shows an increase in sexual dimorphism in upper limb robusticity, which is especially apparent in the left humerus (from 20.33% to 25.89%, Zp right humerus, and from 8.62% to 23.02%, Zp left humerus). This is accompanied by a decrease in the dimorphism for the value of humeral bilateral asymmetry, which however remains significant (from 61.89% to 37.67%). Interestingly, the higher the level of humeral bilateral asymmetry in a sample, the lesser will be the sexual dimorphism for left humeral robusticity (in the Classic period of the Aterno River Valley sexual dimorphism for humeral bilateral asymmetry is, 133.7%, and sexual dimorphism for left humeral robusticity is non-significant, Table 7.35).

For the lower limb CSG properties, the Hellenistic sample is more sexually dimorphic than the Orientalizing-Archaic sample for femoral robusticity (from 8.73% to 19.62%), while the dimorphism of tibial robusticity is comparable (17.69% and 18.64%).

The evidence of a decrease in mobility levels in the Hellenistic period is supported also by the sexual dimorphism in lower limb CSG shape Indices, which decrease from the Orientalizing-Archaic to the Hellenistic, passing from being significant to non-significant (femoral I_x/I_y from 9.01% to 4.34%; tibial I_{max}/I_{min} from 10.22% to 4.05%; Table 7.35).

	O-A		V SEC ALF		V SEC		ELL	
	Sex Dim ¹	Pairwise Comparisons ²	Sex Dim	Pairwise Comparisons	Sex Dim	Pairwise Comparisons	Sex Dim	Pairwise Comparisons
TAHUMR	14.05	*** [***]	20.32	*** [***]	12.71	* [**]	19.31	*** [***]
ZPHUMR	20.33	*** [***]	24.46	** [***]	18.63	** [**]	25.89	*** [***]
JHUMR	29.77	*** [***]	31.14	*** [***]	27.57	** [**]	36.26	*** [***]
IXNNHUMR	-5.46	*** [***]	-3.27	NS	-7.32	* [**]	-3.43	* [**]
TAHUML	6.74	*** [***]	12.37	** [**]	2.47	NS	16.97	*** [***]
ZPHUML	8.62	** [**]	12.07	* [*]	5.73	NS	23.02	*** [***]
JHUML	13.02	*** [**]	13.46	°	9.16	NS	32.55	*** [***]
IXNNHUML	-5.39	*** [***]	-1.53	NS	-3.24	NS	-3.93	** [**]
HUMBA	61.89	*** [***]	92.93	** [***]	133.7	** [***]	37.67	** [***]
TAFEM	7.02	*** [***]	12.64	*** [**]	8.85	° [°]	12.88	*** [***]
ZPFEM	8.73	*** [***]	16.15	** [**]	13.75	* [*]	19.62	*** [***]
JFEM	12.77	*** [***]	21.39	** [**]	20.56	* [*]	28.19	*** [***]
IXYFEM	7.89	* [**]	11.05	° [°]	-2.41	NS	4.65	NS
IXYFEMa	9.01	*** [***]	13.51	* [*]	-4.31	NS	4.34	NS
TATIB	11.3	*** [***]	16.14	*** [**]	14.97	* [*]	10.92	*** [***]
ZPTIB	17.69	*** [***]	19.01	** [**]	21.92	** [**]	18.64	*** [***]
JTIB	25.43	*** [***]	21.76	** [*]	30.91	** [**]	28.07	*** [***]
IXNTIB	10.22	** [**]	15.51	* [*]	23.84	NS	4.05	NS
BODMASS²	14.85	*** [***]	7.37	** [**]	17.24	*** [***]	16.07	*** [***]
ST	6.24	***	5.53	*** [***]	6.1	*** [***]	6.46	*** [***]

Table 7.35 – Comparison of sexual dimorphism for all CSG variables, stature, and body mass among Iron Age periods. All acronyms and statistical significance levels as in Table 7.1. ¹ Sexual Dimorphism: $100 * [(male\ value - female\ value) / female\ value]$. ² 2-samples T test provided outside of parentheses; Mann-Whitney U-Test provided in squared parentheses.

The analysis of sexual dimorphism taking status into account has been performed only on the Orientalizing-Archaic and Hellenistic samples, due to small sample size in the Classic period samples. Table 7.36 and Table 7.37. show the percent sexual dimorphism in the subsamples based on status belonging to the Orientalizing-Archaic and Hellenistic periods; the sample statistics from which those values are derived are provided in Appendix 8 and 9.

In the Orientalizing-Archaic period, the subsample with low status (Status Index between 0-15 in males compared to Status Index between 0-30 in females) is significantly sexually dimorphic in right humeral robusticity (males showing higher values), while the difference is not significant at the 0.05 level for femoral and tibial robusticity. Subsamples with higher status are significantly sexually dimorphic (males showing higher values) for the robusticity values of both humeri, and for femoral and tibial robusticity. Humeral asymmetry is significantly sexually dimorphic (males showing the higher values) in all subsamples based on status, but the 'high status' category shows the highest values. Males are significantly higher in stature and body mass in all subsamples (Table 7.36).

In the Hellenistic period, males show significantly higher values for humeral (both sides), femoral, and tibial robusticity, as well as stature and body mass, regardless of the status category. The only pattern that emerges is a decrease in the level of sexual dimorphism in humeral bilateral asymmetry with increasing the status category. The 'low status' subsample (Status Index between 0-60) shows the higher sexual dimorphism for humeral bilateral asymmetry (71.18%, $p < 0.01$ in both the Student's T-Test and the

Mann-Whitney U-Test), while the ‘high status’ subsample has the lowest value (18.49%, non statistically significant).

	O-A 0-15 M O-A 0-30 F		O-A 15-45 M O-A 30-60 F		O-A 45> M O-A 60> F	
	Sex Dim ¹	Pairwise Comparisons ²	Sex Dim	Pairwise Comparisons	Sex Dim	Pairwise Comparisons
TAHUMR	12.36	** [***]	12.40	*** [***]	16.85	*** [***]
ZPHUMR	13.01	* [*]	19.35	*** [***]	24.18	*** [***]
JHUMR	19.39	* [**]	28.48	*** [***]	35.20	*** [***]
IXNNHUMR	-4.18	NS	-5.43	** [**]	-6.61	* [°]
TAHUML	6.29	° [°]	6.71	** [***]	5.72	° [°]
ZPHUML	4.38	NS	9.13	* [*]	7.96	NS
JHUML	7.93	NS	13.47	* [*]	11.93	NS
IXNNHUML	-7.28	** [**]	-4.90	** [*]	-4.48	° [°]
HUMBA	57.21	* [*]	53.57	*** [***]	150.80	*** [***]
TAFEM	3.91	NS	7.42	** [**]	8.32	* [*]
ZPFEM	3.99	NS	8.95	** [**]	11.73	* [*]
JFEM	5.71	NS	13.08	** [**]	17.49	* [*]
IXYFEM	-5.39	NS	6.42	NS	19.68	** [**]
IXYFEMa	6.12	NS	7.17	* [*]	15.52	** [**]
TATIB	10.64	° [°]	11.96	** [***]	10.18	* [*]
ZPTIB	15.32	° [°]	16.30	** [**]	19.09	*** [**]
JTIB	22.33	° [°]	21.54	** [**]	29.90	*** [***]
IXNTIB	5.37	NS	9.88	° [°]	9.63	NS
BODMASS2	12.47	*** [***]	14.43	*** [***]	17.86	*** [***]
ST SJO	4.82	*** [***]	6.16	*** [***]	7.58	*** [***]

Table 7.36 –Comparison of sexual dimorphism for all CSG variables, stature, and body mass among status categories of the Orientalizing-Archaic period (males: Orientalizing-Archaic 0-15, Orientalizing-Archaic 15-45, Orientalizing-Archaic 45>; females: Orientalizing-Archaic 0-30, Orientalizing-Archaic 30-60, Orientalizing-Archaic 60>). All acronyms and statistical significance levels as in Table 7.1. ¹ Sexual Dimorphism: 100*[(male value – female value) / female value]. ² 2-samples T test provided outside of parentheses; Mann-Whitney U-Test provided in squared parentheses.

	ELL 0-60		ELL 60-120		ELL 120-180		ELL 180>	
	Sex Dim ¹	Pairwise Comparisons ²	Sex Dim	Pairwise Comparisons	Sex Dim	Pairwise Comparisons	Sex Dim	Pairwise Comparisons
TAHUMR	20.85	*** [***]	17.09	*** [***]	21.07	*** [***]	18.29	** [**]
ZPHUMR	29.32	*** [***]	20.93	*** [***]	27.47	*** [***]	26.61	** [**]
JHUMR	40.44	*** [***]	29.58	*** [***]	37.90	*** [***]	38.91	** [**]
IXNNHUMR	-5.22	* [*]	-2.78	NS	-1.98	NS	-5.05	NS [°]
TAHUML	16.53	*** [***]	14.89	*** [***]	19.65	*** [***]	16.75	** [**]
ZPHUML	22.92	** [***]	19.16	** [***]	26.20	*** [***]	24.04	** [**]
JHUML	31.74	** [**]	27.25	*** [***]	36.98	*** [***]	35.13	** [**]
IXNNHUML	-5.66	* [°]	-2.58	NS	-4.82	NS [*]	-1.02	NS
HUMBA	74.18	** [**]	66.02	* [*]	38.60	NS [**]	18.49	NS
TAFEM	8.76	* [**]	12.20	*** [**]	16.32	*** [***]	14.76	** [**]
ZPFEM	14.12	** [**]	18.94	*** [***]	23.98	*** [***]	21.68	*** [***]
JFEM	19.02	* [**]	28.36	*** [***]	34.04	*** [***]	31.68	*** [***]
IXYFEM	10.22	NS	-3.24	NS	8.55	NS	10.85	NS
IXYFEMa	5.96	NS	3.17	NS	3.63	NS	4.41	NS
TATIB	14.15	** [**]	7.75	NS	10.25	* [*]	19.60	* [**]
ZPTIB	20.03	** [**]	14.26	* [*]	19.80	** [***]	35.49	** [**]
JTIB	27.04	** [**]	22.38	* [*]	29.97	** [**]	58.34	** [**]
IXNTIB	-2.37	NS	3.62	NS	11.76	° [°]	8.20	NS
BODMASS2	12.35	*** [***]	20.08	*** [***]	15.03	*** [***]	17.81	*** [***]
ST SJO	5.01	*** [***]	7.41	*** [***]	6.17	*** [***]	7.82	*** [***]

Table 7.37 – Comparison of sexual dimorphism for all CSG variables, stature, and body mass among status categories of the Hellenistic period (Hellenistic 0-60, Hellenistic 60-120, Hellenistic 120-180, Hellenistic 180>). All acronyms and statistical significance levels as in Table 7.1. ¹ Sexual Dimorphism: 100*[(male value – female value) / female value]. ² 2-samples T test provided outside of parentheses; Mann-Whitney U-Test provided in squared parentheses.

7.3.6 Military organization

For the males of the Orientalizing-Archaic period, this research expected a correlation between the Status Index, used as a proxy for social status, and humeral bilateral asymmetry, used as a proxy for habitual weapon (sword and/or spear) use. In the Hellenistic period, the relationship should disappear. Table 7.38 displays the results of parametric and non-parametric correlation test between the Status Index and humeral bilateral asymmetry. As expected, a positive correlation between status and humeral

asymmetry is present only in Orientalizing-Archaic males, and is highly statistically significant: individuals with higher status tend to have higher humeral asymmetry (Pearson's $r=0.244$, $p<0.001$; Spearman's $\rho=0.188$, $p<0.01$, Figure 7.16). The exclusion of the Alfedena individuals does not change the significance of the results (Table 7.38). When transforming the variables to make them normally distributed, the parametric correlation still shows significant results (\log_{10} of the Status Index on the square root of humeral bilateral asymmetry: $r=0.22$, $p<0.01$). The exclusion of the 76 individuals whose location of the cross-section was bilaterally estimated (i.e. when length in both sides could not be measured) does not influence the results ($N=141$. Pearson's $r=0.247$, $p<0.01$; Spearman's $\rho=0.217$, $p<0.01$).

Although highly significant, the correlation between humeral asymmetry and Status Index is not strong, mainly due to the presence of some highly lateralized individuals with a low Status Index. High status individuals with low lateralization are virtually absent. A further link between social status and weapon use is the fact that the Status Index calculated excluding weapons is positively correlated with the number of weapons included in the burial (Including Alfedena individuals: Pearson's $r=0.298$, $p<0.001$; Spearman's $\rho=0.27$, $p<0.001$; $n=234$; Figure 7.17; results excluding Alfedena individuals are virtually identical).

Figure 7.18 shows the results of an ANOVA for humeral bilateral asymmetry in Orientalizing-Archaic males with categorized Status Index as the factor (main effect $p<0.001$). Table 7.39 contains the sample statistics, post-hoc parametric and non-parametric pairwise comparisons between status categories. As expected, individuals falling in the higher status category are on average more lateralized than the other

subsamples (Orientalizing-Archaic males with Status Index above 45 have an average humeral bilateral asymmetry of 31.4%, while the category with Status Index between 0-15 shows an average humeral bilateral asymmetry of 19.85%). This result is highly statistically significant ($p < 0.001$ without multiple comparisons correction).

In the Hellenistic period, no significant correlation between status and male humeral bilateral asymmetry is present (Figure 7.19). However, when dividing the sample in status categories, the ANOVA shows a significant main effect ($p < 0.05$, Figure 7.20), and the ‘low status’ males (Status Index between 0-60) are significantly more lateralized than the higher status categories, showing statistical significance at the 0.05 level compared to individuals with Status Index between 60-120, and at the 0.1 level compared to the individuals with Status Index above 180 (Table 7.40).

Correlation between HUMBA and Status Index	N	Pearson's R	P-value	Spearman's R	P-value
O-A M	217	0.244 ¹	***	0.188	**
O-A F	108	-	NS	-	NS
ELL M	144	-	NS	-	NS
ELL F	97	-	NS	-	NS

Table 7.38 – Pearson’s parametric correlation and Spearman’s non-parametric correlation between Status Index and humeral bilateral asymmetry in Orientalizing-Archaic and Hellenistic individuals, by sex. ¹ Results obtained when excluding the Alfedena Orientalizing-Archaic individuals: Pearson’s $r = 0.222$, $p < 0.01$; Spearman’s $\rho = 0.165$, $p < 0.05$). All acronyms and statistical significance levels as in Table 7.1.

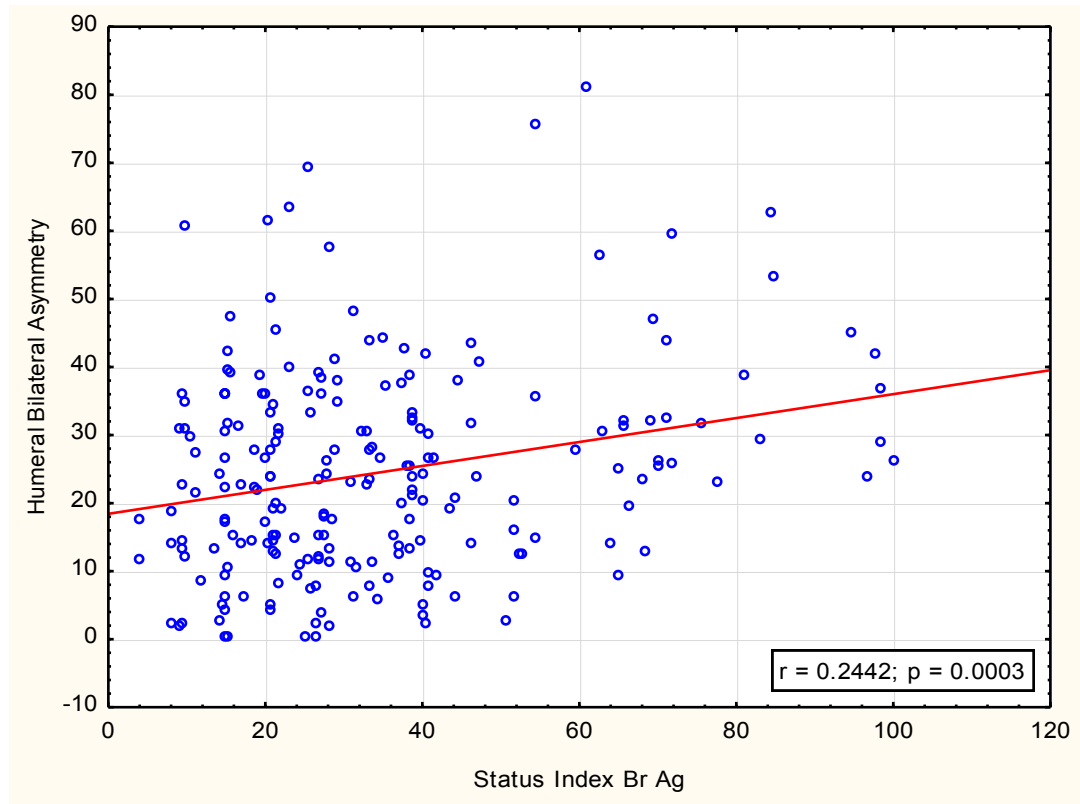


Figure 7.16 – Scatterplot of humeral bilateral asymmetry on the continuous value of the Status Index. Orientalizing Archaic males. The red line represents the linear fit of the data. R and p values are based on Pearson's parametric correlation.

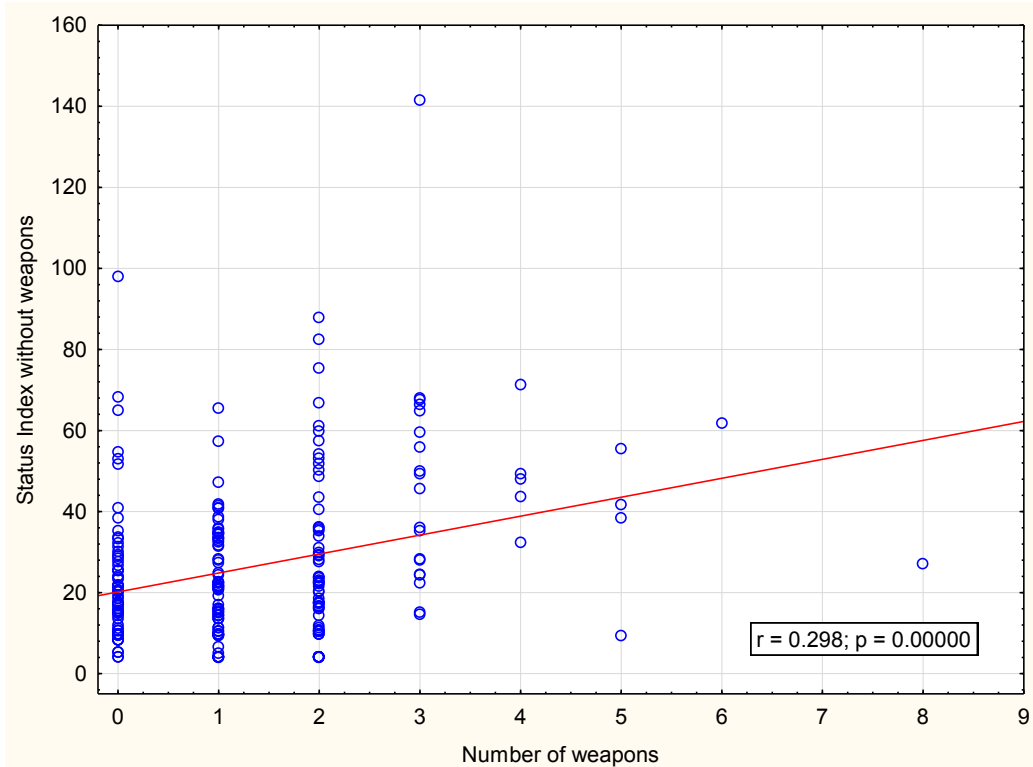


Figure 7.17 – Scatterplot of the continuous value of the Status Index (calculated not taking into account weapons) on the number of weapons included in the burial. Orientalizing-Archaic males. The red line represents the linear fit of the data. R and p values are based on Pearson's parametric correlation.

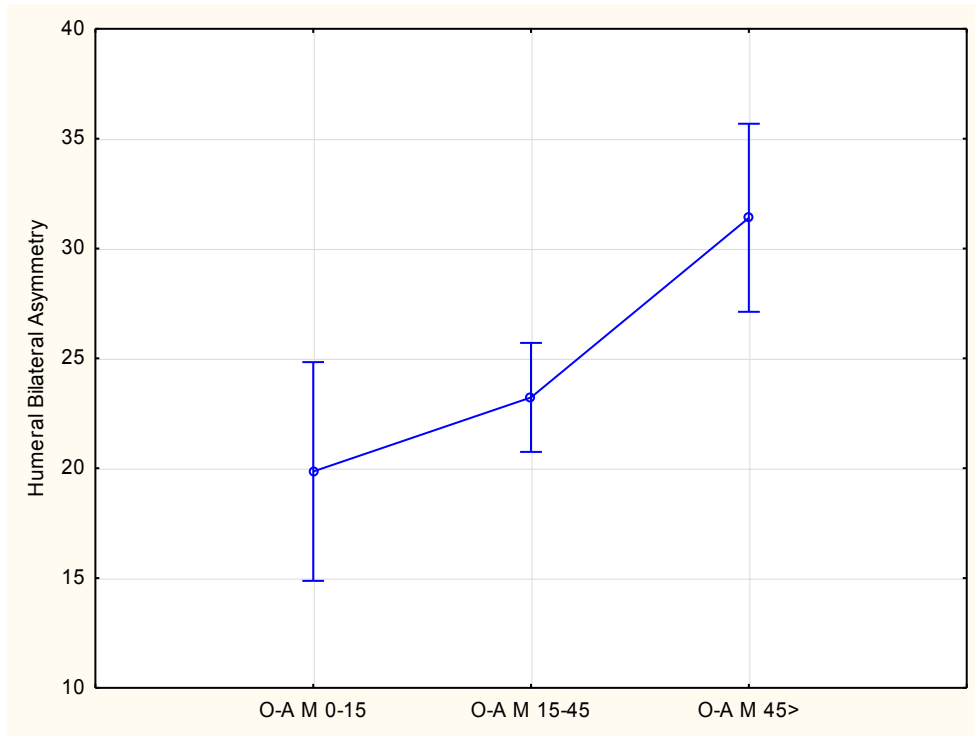


Figure 7.18 – One-Way ANOVA interaction plot for male humeral bilateral asymmetry in the Orientalizing-Archaic period, with categorical status (Orientalizing-Archaic 0-15, Orientalizing-Archaic 15-45, Orientalizing-Archaic 45>) as factor. Vertical bars denote 95% Confidence Intervals.

	HUMBA			Pairwise Comparisons ¹	
	N	Mean	SD	O-A M 15-45	O-A M 45>
O-A M 0-15	34	19.85	13.57	NS	** (***) [**]
O-A M 15-45	137	23.22	14.14		** (**) [**]
O-A M 45>	46	31.40	17.09		

Table 7.39 – Comparison of humeral bilateral asymmetry among Orientalizing-Archaic male subsamples based on status categories (Orientalizing-Archaic 0-15, Orientalizing-Archaic 15-45, Orientalizing-Archaic 45>).

¹ Post-hoc comparisons of an ANOVA with status categories as factor. Tukey's Honestly Significant Difference corrects for multiple comparisons and is provided outside of parentheses; Fisher's Least Squared Distance does not correct for multiple comparisons and is provided in parentheses; pairwise non-parametric Mann-Whitney U-Test is provided in squared parentheses. All acronyms and statistical significance levels as in Table 7.1.

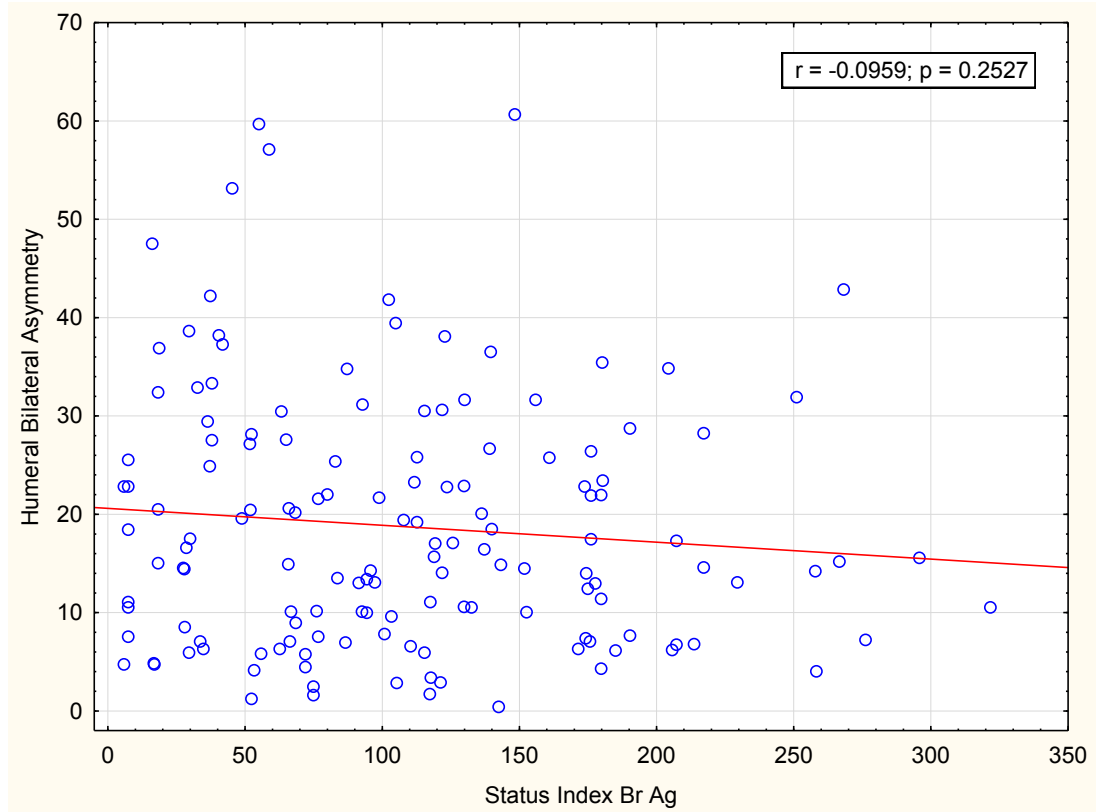


Figure 7.19 – Scatterplot of humeral bilateral asymmetry on the continuous value of the Status Index. Hellenistic males. The red line represents the linear fit of the data. R and p values are based on Pearson's parametric correlation.

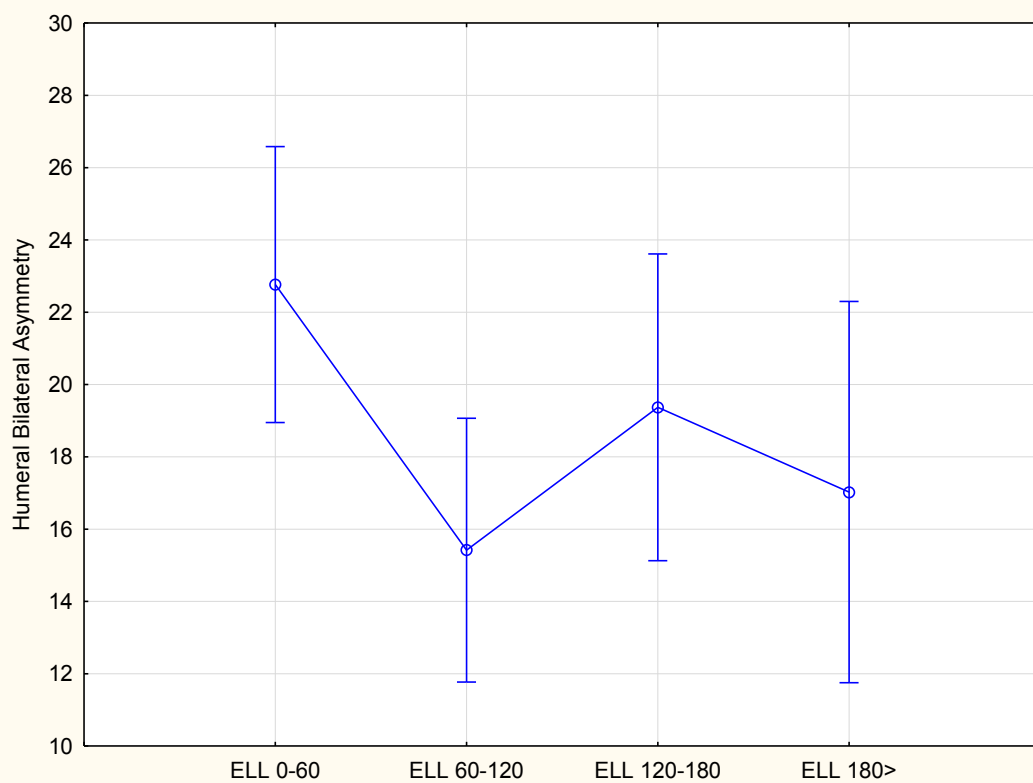


Figure 7.20 – One-Way ANOVA interaction plot for male humeral bilateral asymmetry in the Hellenistic period, with categorical status (Hellenistic 0-60, Hellenistic 60-120, Hellenistic 120-180, Hellenistic 180>) as factor. Vertical bars denote 95% Confidence Intervals.

	HUMBA			Pairwise Comparisons ¹		
	N	Mean	SD	ELL M 60-120	ELL 120-180	ELL 180>
ELL M 0-60	42	22.77	15.37	* (**) [*]	NS	NS (°) [NS]
ELL M 60-120	46	15.42	10.30		NS	NS
ELL 120-180	34	19.37	11.78			NS
ELL 180>	22	17.03	11.72			

Table 7.40 – Comparison of humeral bilateral asymmetry among Hellenistic male subsamples based on status categories (Hellenistic 0-60, Hellenistic 60-120, Hellenistic 120-180, Hellenistic 180>).

¹ Post-hoc comparisons of an ANOVA with status categories as factor. Tukey's Honestly Significant Difference corrects for multiple comparisons and is provided outside of parentheses; Fisher's Least Squared Distance does not correct for multiple comparisons and is provided in parentheses; pairwise non-parametric Mann-Whitney U-Test is provided in squared parentheses. All acronyms and statistical significance levels as in Table 7.1.

7.3.7 The role of warfare in the development of sociopolitical complexity

The results of the previous section suggest that a shift in military organization happened during the Iron Age. Results in the Orientalizing-Archaic period are compatible with the presence of an elite army, while in the Hellenistic period results are compatible with a conscript army. These results were expected in a scenario of state formation among Samnites. In order to determine whether warfare had an active role in the process, it is necessary to determine what was the Samnite military organization in the period just before the onset of aggressive expansionistic behavior, i.e. the fifth century BC (Classic period). In particular, it is important to test whether the male sample of the Aterno River Valley of the Classic period has a distribution of humeral bilateral asymmetry by social strata that resembles the Orientalizing-Archaic period or the Hellenistic period from the same geographical area.

Figure 7.21 shows the interaction plot of a 2-way ANOVA, with period (Orientalizing-Archaic, Classic, and Hellenistic) and sex as factors. Females do not show significant differences across periods, while males from the Classic period are the most lateralized, and significantly different from both Orientalizing-Archaic and Hellenistic males (Table 7.41). However, the Classic period males are similar to the Orientalizing-Archaic in showing high levels of humeral bilateral asymmetry.

Figure 7.22 shows another similarity between the Classic and Orientalizing-Archaic periods: the correlation between Status Index (based on grave goods with the exclusion of weapons) and the number of weapons in the burial is significant (Pearson's $r = 0.421$, $p < 0.1$; Spearman's $\rho = 0.305$, $p < 0.05$). As seen among Orientalizing-Archaic males, Status Index is also correlated with humeral bilateral asymmetry (Figure 7.23, and

Table 7.42). Figure 7.24 and Table 7.43 show that when the Status Index is categorized, individuals falling in the ‘high status’ category (Status Index above 10) are significantly more lateralized than individuals falling in the ‘low status’ category (Status Index between 0-5).

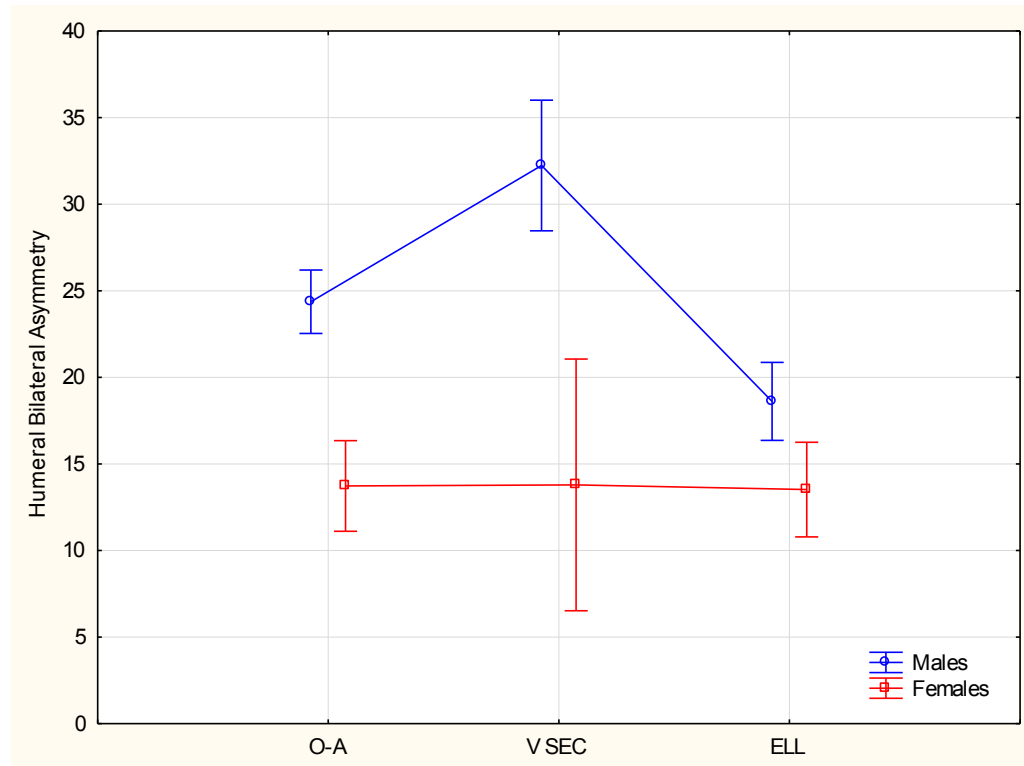


Figure 7.21 – Interaction plot of a 2-way ANOVA with period (Orientalizing-Archaic, Classic, and Hellenistic) and sex as factors. Vertical bars denote 95% Confidence Intervals.

	HUMBA			Pairwise Comparisons ¹	
	N	Mean	SD	V SEC	ELL
Males					
O-A	220	24.37	15.06	** (***) [**]	** (***) [***]
V SEC	52	32.24	17.85		*** (***) [***]
ELL	146	18.61	12.72		
Females					
O-A	108	13.73	10.53	NS	NS
V SEC	14	13.79	11.09		NS
ELL	99	13.52	13.73		

Table 7.41 – Comparison of humeral bilateral asymmetry between Orientalizing-Archaic, Classic, and Hellenistic individuals. ¹ Post-hoc comparisons of an ANOVA with period as factor. All acronyms and statistical significance levels as in Table 7.1.

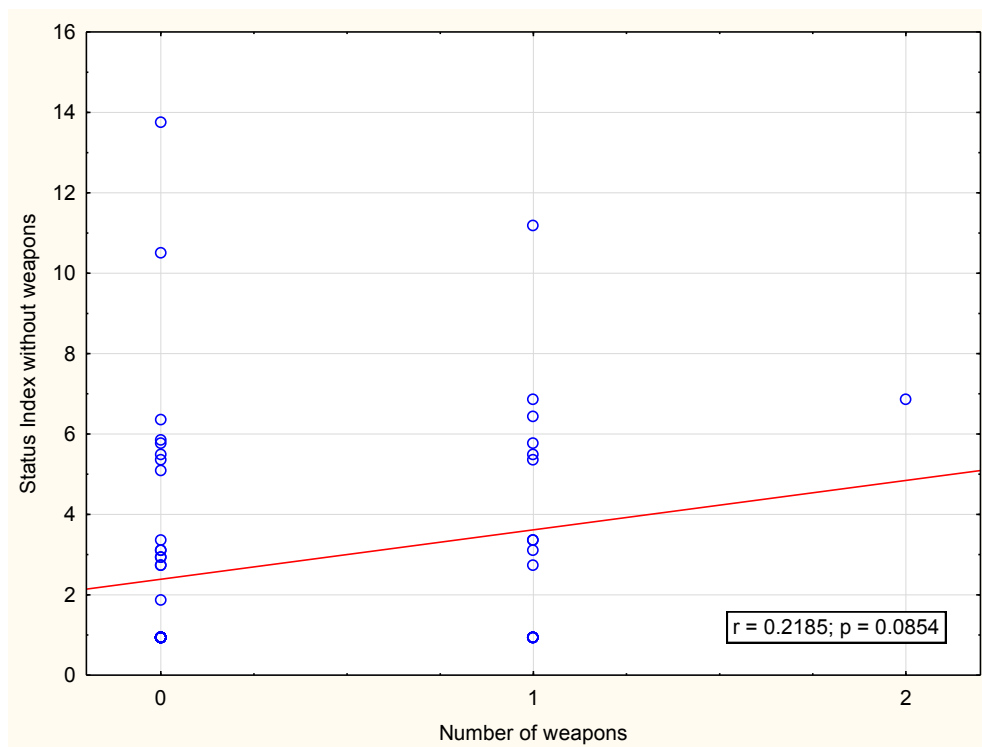


Figure 7.22 – Scatterplot of the continuous value of the Status Index (calculated not taking into account weapons) on the number of weapons included in the burial. Classic males. The red line represents the linear fit of the data. R and p values are based on Pearson's parametric correlation.

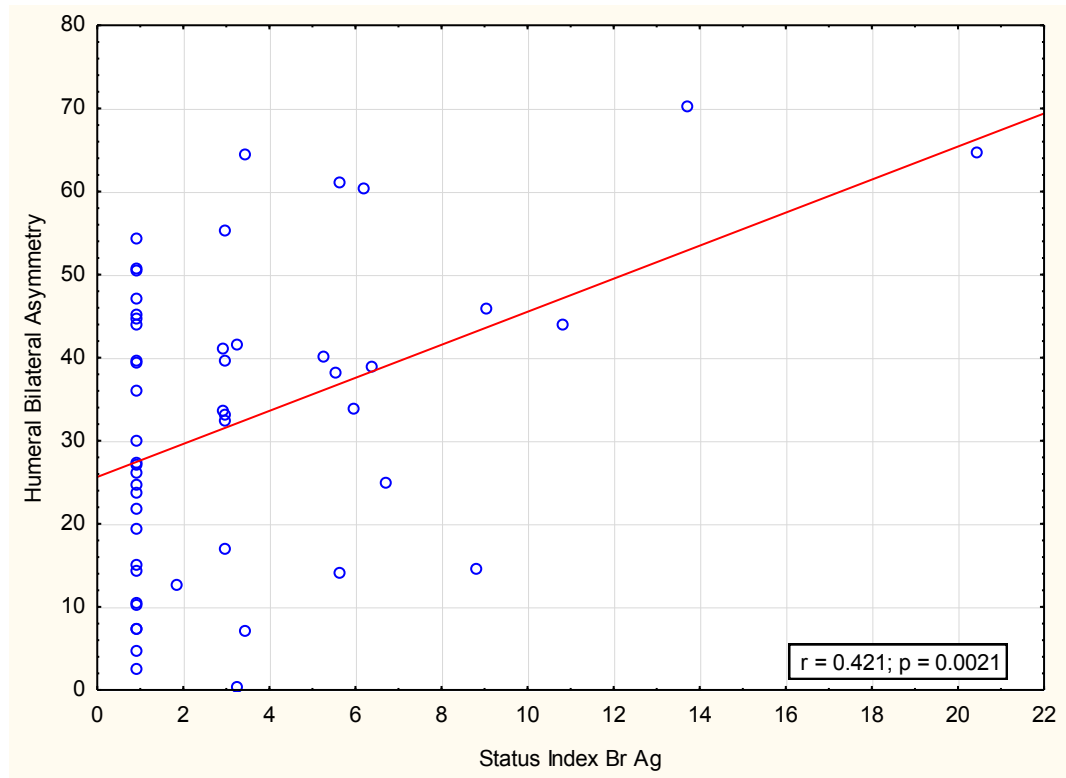


Figure 7.23 – Scatterplot of humeral bilateral asymmetry on the continuous value of the Status Index. Classic males. The red line represents the linear fit of the data. R and p values are based on Pearson’s parametric correlation.

HUMBA	Valid	R and Rho	p-value
Spearman's	51	0.305	*
Pearson's		0.421	**

Table 7.42 – Pearson’s parametric correlation and Spearman’s non-parametric correlation between Status Index and humeral bilateral asymmetry in Classic male individuals. All acronyms and statistical significance levels as in Table 7.1.

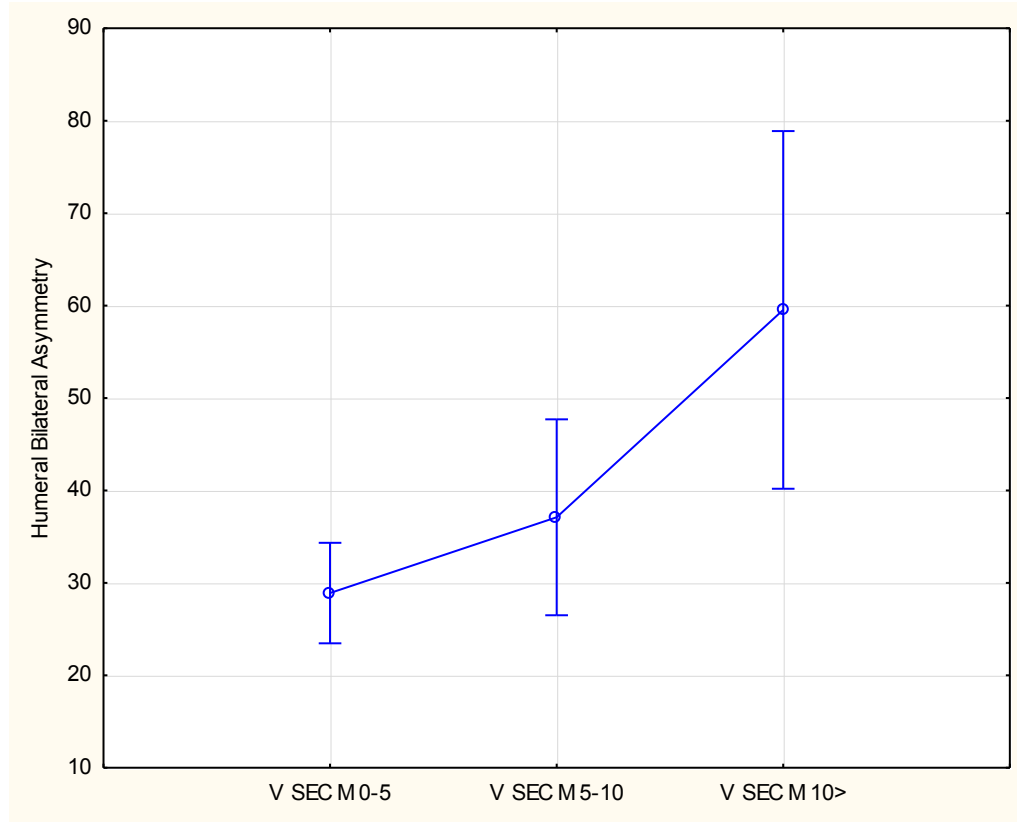


Figure 7.24 – One-Way ANOVA interaction plot for male humeral bilateral asymmetry in the Classic period, with categorical status (Classic 0-5, Classic 5-10, Classic 10>) as factor. Vertical bars denote 95% Confidence Intervals.

Males	HUMBA			Pairwise Comparisons ¹	
	N	Mean	SD	V SEC M 5-10	V SEC M 10>
V SEC M 0-5	38	28.90	16.88	NS	** (***) [*]
V SEC M 5-10	10	37.10	16.35		NS (*) [°]
V SEC M 10>	3	59.53	13.87		

Table 7.43 – Comparison of humeral bilateral asymmetry among Classic male subsamples based on status categories (Classic 0-5, Classic 5-10, Classic 10>). ¹ Post-hoc comparisons of an ANOVA with status categories as factor. Tukey's Honestly Significant Difference corrects for multiple comparisons and is provided outside of parentheses; Fisher's Least Squared Distance does not correct for multiple comparisons and is provided in parentheses; pairwise non-parametric Mann-Whitney U-Test is provided in squared parentheses. All acronyms and statistical significance levels as in Table 7.1.

The results for humeral bilateral asymmetry in males from the Classic period show many similarities to the ones obtained for Orientalizing-Archaic males. The pattern

of results is virtually identical when excluding the individuals that were assigned to the Classic period mainly in virtue of an absence of grave goods (results provided in Appendix 10). Still, a number of factors suggest caution when interpreting these results, and they will be discussed in the following chapter. Here, it should be noted that the correlation between status and asymmetry in the Classic period may be due to a diachronic concomitant decrease of humeral lateralization (suggested by the decrease seen from the Orientalizing-Archaic to the Hellenistic periods) and number of grave goods (a sharp decrease in grave goods number is a characteristic of the Classic period). If individuals belonging to the earlier phase of the Classic period have more grave goods, and are also more lateralized, the correlation between status and lateralization may be an artifact and not be due to a preferential access to warfare activities by the upper class. In order to explore this possibility, I compared individuals from the Classic period of the Aterno River Valley for which a more precise cronological determination is available (Appendix 10). Table 7.44 shows that a decrease in both Status Index and humeral bilateral asymmetry is present within the Classic period, but results are not statistically significant.

V SEC M	V SEC M 500-450 BC			V SEC M 450-400 BC			Pairwise Comparisons ¹
	N	Mean	SD	N	Mean	SD	
Status Index	18	6.41	5.51	18	5.44	4.57	NS
HUMBA	12	38.06	22.79	14	30.51	17.13	NS

Table 7.44- Comparison of the variables Status Index and humeral bilateral asymmetry between the first half and the second half of the fifth century (Classic period). ¹ Post-hoc comparisons of an ANOVA with status categories as factor. Tukey's Honestly Significant Difference corrects for multiple comparisons and is provided outside of parentheses; Fisher's Least Squared Distance does not correct for multiple comparisons and is provided in parentheses; pairwise non-parametric Mann-Whitney U-Test is provided in squared parentheses. All acronyms and statistical significance levels as in Table 7.1.

Alfedena Classic period

The Alfedena males from the Classic period show a higher degree of humeral bilateral asymmetry (28.74%, n=33) than females (14.9%, n=17), and the difference is statistically significant (Student's T-test $p < 0.01$, Mann-Whitney U-Test $p < 0.001$). When comparing the Alfedena individuals to the Aterno River Valley Classic individuals, no significant difference is present within sex.

Within the Alfedena individuals, a slight non-significant decrease in asymmetry is present from the Orientalizing-Archaic period through the Classic period (Figure 7.25). A correlation between Status Index and number of weapons in the Classic period of the Alfedena necropolis could not be performed because no burial from this period contains weapons, although the rest of the grave good assemblage is within Orientalizing-Archaic variability. No significant correlation between the Status Index and humeral bilateral asymmetry is present in Alfedena Classic period males (Figure 7.26)

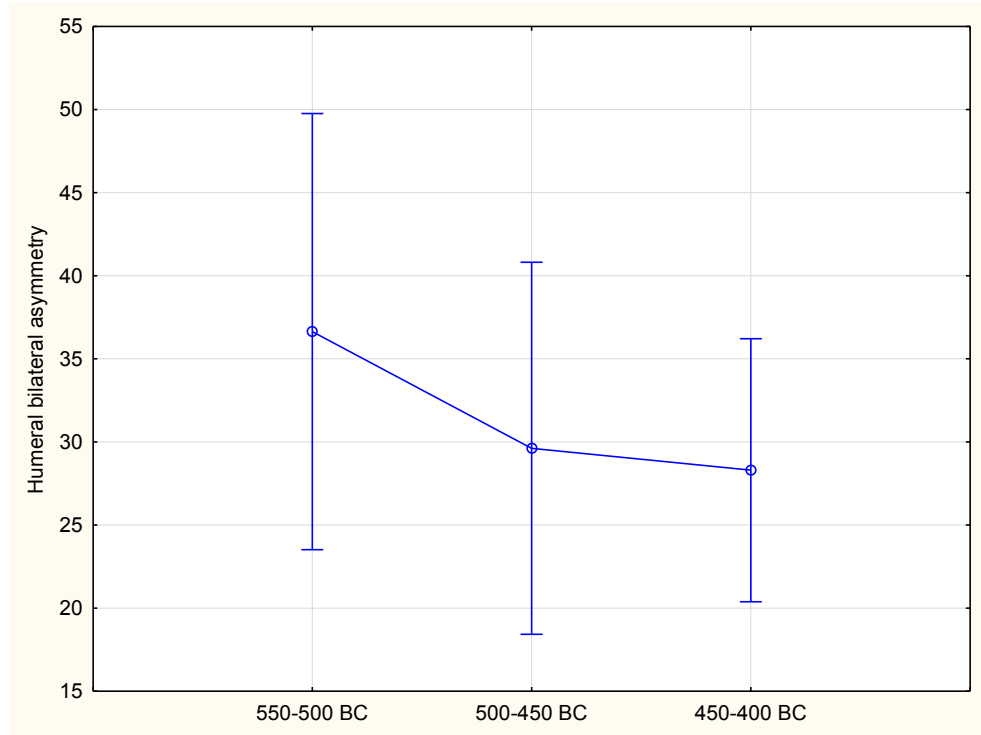


Figure 7.25 – One-Way ANOVA interaction plot for male humeral bilateral asymmetry in the Alfedena sample, with period BC (550-500 BC, 500-450 BC, and 450-400 BC) as factor. Vertical bars denote 95% Confidence Intervals.

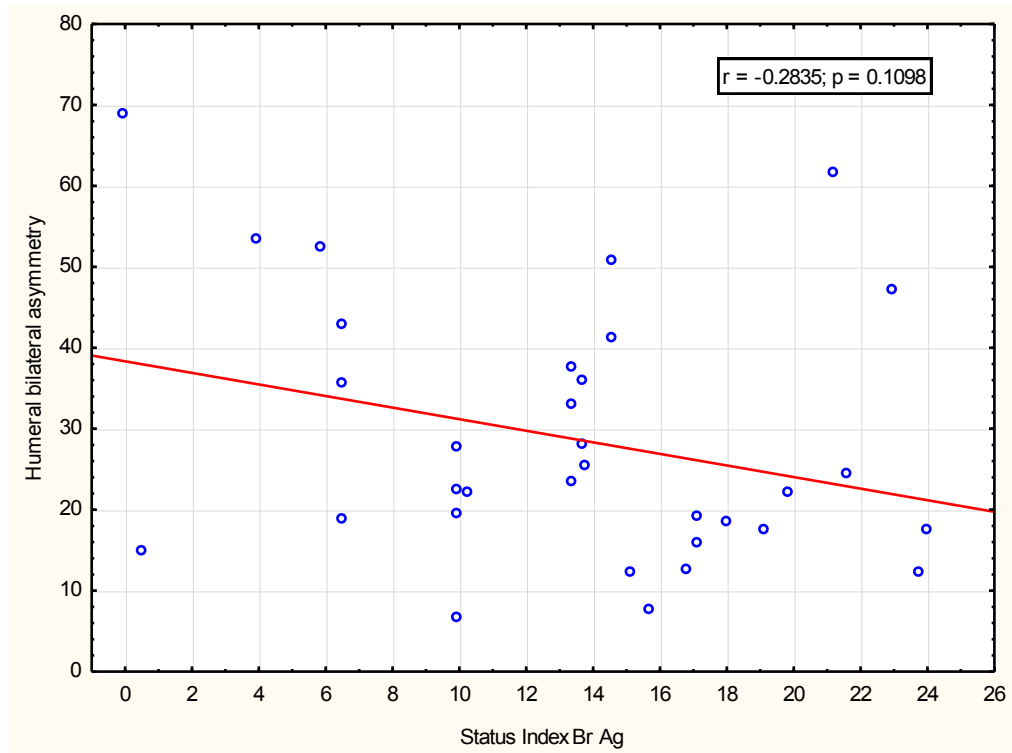


Figure 7.26 – Scatterplot of humeral bilateral asymmetry on the continuous value of the Status Index. Alfedena Classic males. The red line represents the linear fit of the data. R and p values are based on Pearson's parametric correlation.

7.4 Cranial injuries

In this study, only the cranial lesions of the Aterno River Valley individuals were analyzed. A picture and a brief description of each cranial lesion are provided in Appendix 11. Table 7.45 shows the status of the cranium (absence or presence of trauma, absence or presence of the cranium) in the individuals analyzed. I included the individuals that had at least an intact *calvarium*, or had fragments that could be easily pieced together. Unfortunately, most of the present cranial material was incomplete or too fragmented to make a reliable assessment. A few crania show lesions that are pathological and not due to violence (see Appendix 11 for details) and will be included in the 'no injury' category for this analysis. Of a total of 329 crania, 26 show lesions due to

trauma, whether from healed antemortem or perimortem injuries. One lesion (burial 123 of the Poggio Picenze – Varranone necropolis) is of dubious authenticity due to weathering and to post mortem damage. However, the individual was not included in the analysis by period and status category due to lack of documentation. Table 7.46 displays a list of the individuals that had a traumatic injury and some information on their geographical and temporal provenience, sex, age, and details on the type and location of the injury.

Cranial status	Pooled sex	Males	Females
No injury	296	194	100
Injury	26	21	5
Fragmented	348	213	131
Absent	91	53	34
Pathology	4	3	1
Dubious Injury	1	-	1
Non recorded¹	78	53	25
Total	844	537	297

Table 7.45 – Cranial status for all the individuals. ¹ Non-recorded include the Alfedena individuals, and Aterno River Valley individuals from the Roman period.

# Burial	Necropolis ¹	Period ²	Century BC	Sex	Age	Injury status	Type of injury	Location of injury	Trephin. ³
506	BAZ	V SEC	V SEC	M	20-30	Perimortem	Blunt force	Parietal	-
1137	BAZ	V SEC	V SEC	M	-	Perimortem	Blunt force	Parietal	-
1407	BAZ	ELL	-	M	-	Perimortem	Perforation	Temporal	-
156	CINTU	O-A	-	M	-	Perimortem	Sharp force	Parietal	-
184	FOS	O-A	VI SEC	M	40-50	Perimortem	Sharp force	Parietal	-
201	FOS	ELL	IV SEC	M	50>	Perimortem	Sharp force	Frontal	-
437	FOS	O-A	VI SEC	M	50>	Perimortem	Sharp force	Frontal	-
124A	FOS	ELL	II SEC	F	40-50	Perimortem	Sharp force	Frontal	-
124B	FOS	ELL	II SEC	F	40-50	Perimortem	Sharp force	Occipital	-
124E	FOS	ELL	II SEC	M	20-30	Perimortem	Sharp force	Parietal	-
330D	FOS	ELL	II SEC	M	40-50	Perimortem	Sharp force	Parietal	-
330E	FOS	ELL	II SEC	M	20-30	Perimortem	Sharp force	Parietal	-
430C	FOS	ELL	I SEC	F	30-40	Perimortem	Sharp force	Parietal	-
123	POG	IND	-	F	-	Perimortem?	Blunt force?	Parietal	-
13	BAR	O-A	-	M	-	Healed	Blunt force	Frontal	Yes
23	BAR	O-A	-	M	-	Healed	Blunt force	Frontal	-
566	BAZ	ELL	-	M	50>	Healed	Blunt force	Parietal	-
776	BAZ	V SEC	-	M	-	Healed	Blunt force	Parietal	Yes
1140	BAZ	ELL	IV SEC	M	-	Healed	Blunt force	Occipital	-
1206	BAZ	O-A	VI SEC	M	-	Healed	Blunt force	Frontal	-
626A	BAZ	O-A	-	M	30-40	Healed	Blunt force	Frontal	-
77	CB	O-A	-	M	-	Healed	Blunt force	Parietal	Yes
328	FOS	ELL	II SEC	M	40-50	Healed	Blunt force	Parietal	Yes
351	FOS	ELL	III SEC	F	20-30	Healed	Blunt force	Parietal	-
435	FOS	O-A	VI SEC	M	50>	Healed	Blunt force	Frontal	-
518	FOS	ELL	I SEC	M	-	Healed	Blunt force	Parietal	-
124D	FOS	ELL	II SEC	F	40-50	Healed	Blunt force	Parietal	-

Table 7.46 – Detailed list of individuals presenting a cranial injury. ¹Necropoleis acronyms: BAR (Barisciano – San Lorenzo), BAZ (Bazzano), CB (Colli Bianchi – San Pio delle Camere), CINTU (Cinturelli – Capetrano), CR (Campo Rosso), FOS (Fossa), POG (Poggio Picenze – Varranone). ² Acronyms as in Table 7.1. ³ Individuals with healed cranial trephination most likely treating a blunt force trauma.

The frequency of traumatic lesions in the pooled sex sample is 7.95%; the frequency is higher in males (9.63%) than in females (4.67% when excluding the individual with a dubious injury) but the difference is not statistically significant at the 0.05 level (Chi-square test $0.1 < p < 0.05$; Fisher's Exact Test is non-significant).

Table 7.47 shows the frequency of traumatic cranial lesions by period in the pooled sex sample. No difference in the frequency of injuries is present across period, in both the pooled sex sample and the by sex sample (results not shown in table 7.47).

Cranial Status	O-A	V SEC	ELL
No injury	114	36	133
Injury	9	3	14
Frequency of injuries	7.31%	7.69%	9.52%
Pearson Chi-square	NS		
Fisher's Exact Test	NS		

Table 7.47 – Number and frequency of cranial injuries by Iron Age period. All acronyms and statistical significance level as in Table 7.1.

In the Orientalizing-Archaic and Classic period, only males display cranial injuries, and the result is statistically significant for the Orientalizing-Archaic (Table 7.48). In the Hellenistic period, males and females show the same frequency of traumatic lesions. When taking into account only perimortem injuries, Orientalizing-Archaic males still show a significantly higher frequency than females ($p < 0.05$, Fisher's Exact Test, results not shown in Table 7.48).

O-A	M	F	Pearson Chi-square	Fisher's Exact Test
Injury	9	0	*	*
No injury	76	38		
Frequency of injuries	10.59%	0%		
V SEC	M	F	Pearson Chi-square	Fisher's Exact Test
Injury	3	0	NS	NS
No injury	29	7		
Frequency of injuries	9.38%	0%		
ELL	M	F	Pearson Chi-square	Fisher's Exact Test
Injury	9	5	NS	NS
No injury	85	48		
Frequency of injuries	9.57%	9.43%		

Table 7.48 – Number and frequency of cranial injuries by sex within Iron Age periods. All acronyms and statistical significance level as in Table 7.1.

Table 7.49 shows the frequency of traumatic cranial lesions by period in the Iron Age periods when taking into account status. No significant difference is present among status categories in each period, both when taking into account all injuries and perimortem injuries only (results not shown in Table 7.49). However, in the Hellenistic period injuries appear to be more frequent in the higher status classes. When dividing the samples between individuals buried in a chamber tomb (reserved to the wealthiest segment of the population) and individuals buried in other kind of graves, the first group shows a significantly higher frequency of traumatic cranial lesions (Table 7.50) and perimortem injuries (Table 7.51) in both the pooled sexes sample, and by sex.

O-A M	0-15	15-45	45>	Pearson Chi-square		Fisher's Exact Test
Injury	2	5	1	NS		NS
No injury	11	51	14			
Frequency of injuries	15.38%	8.93%	6.66%			
V SEC M	0-5	5-10	10>	Pearson Chi-square		Fisher's Exact Test
Injury	3	0	0	NS		NS
No injury	19	7	2			
Frequency of injuries	13.64%	0%	0%			
ELL M	0-60	60-120	120-180	180>	Pearson Chi-square	Fisher's Exact Test
Injury	1	2	5	1	NS	NS
No injury	23	23	28	11		
Frequency of injuries	4.17%	8%	15.15%	8.3%		
ELL F	0-60	60-120	120>	Pearson Chi-square		Fisher's Exact Test
Injury	0	1	4	NS		NS
No injury	9	13	26			
Frequency of injuries	0%	7.14%	13.33%			

Table 7.49 – Number and frequency of cranial injuries by status category and sex within Iron Age periods (Orientalizing-Archaic males 0-15, Orientalizing-Archaic males 15-45, Orientalizing-Archaic males 45>; Classic males 0-5, Classic males 5-10, classic males 10>; Hellenistic males and females 0-60, Hellenistic males and females 60-120, Hellenistic males and females 120-180; Hellenistic males and females 180>). All acronyms and statistical significance level as in Table 7.1.

Pooled sex	Chamber tomb	Non-chamber tomb	Pearson Chi-square	Fisher's Exact Test
Injury	8	6	**	**
No injury	27	105		
Frequency of injuries	22.86%	5.4%		
Males	Chamber tomb	Non-chamber tomb	Pearson Chi-square	Fisher's Exact Test
Injury	4	5	°	°
No injury	16	68		
Frequency of injuries	20%	6.85%		
Females	Chamber tomb	Non-chamber tomb	Pearson Chi-square	Fisher's Exact Test
Injury	4	1	**	*
No injury	11	37		
Frequency of injuries	26.67%	2.63%		

Table 7.50 – Number and frequency of cranial injuries by burial type (chamber or non-chamber tomb) in the Hellenistic period. All acronyms and statistical significance level as in Table 7.1.

Pooled sex	Chamber tomb	Non-chamber Tomb	Pearson Chi-square	Fisher's Exact Test
Injury	6	3	**	**
No injury	29	108		
Frequency of injuries	17.14%	2.27%		
Males	Chamber tomb	Non-chamber Tomb	Pearson Chi-square	Fisher's Exact Test
Injury	3	2	*	°
No injury	17	71		
Frequency of injuries	15%	2.74%		
Females	Chamber tomb	Non-chamber Tomb	Pearson Chi-square	Fisher's Exact Test
Injury	3	1	*	°
No injury	12	37		
Frequency of injuries	22%	2.63%		

Table 7.51 – Number and frequency of perimortem cranial injuries by burial type (chamber or non-chamber tomb) in the Hellenistic period. All acronyms and statistical significance level as in Table 7.1.

For the Alfedena necropolis reference was made to published material (Macchiarelli et al., 1981; Paine et al., 2007). Of the 209 Alfedena crania examined in Paine et al (2007), 27 individuals (12.9%) exhibited trauma, either antemortem or perimortem. Among males, 16.78% (25/149) show cranial injuries, while 3.39% (2/59) of the females do. The difference between sexes was significant $p < 0.01$ (Fisher's Exact Test). No significant difference in the frequency of cranial injuries is present when comparing the Alfedena sample with the Aterno River Valley samples divided by period and sex (Table 7.52).

Further comparisons between the data on frequency of injuries presented here and cross-cultural published results will be discussed in Chapter 8 – Discussion.

	ALF	O-A	V SEC	ELL	Pearson Chi-square	Fisher's Exact Test
Pooled sex	12.91%	7.32%	7.69%	9.52%	NS	NS
Males	16.78%	10.59%	9.38%	9.57%	NS	NS
Females	3.39%	0%	0%	9.43%	NS	NS

Table 7.51 – Frequency of cranial injuries in the Alfedena sample compared to the Aterno River Valley samples by period. All acronyms and statistical significance level as in Table 7.1.

Chapter 8 - Discussion

This study investigates the changes in subsistence activities, military organization, and division of labor between sexes and social classes that occurred among the Samnites in central Italy during the Iron Age. Changes in stature were analyzed as well, as a proxy for changes in health and nutritional status. The research framework is based on the analysis of skeletal remains to obtain information on past levels and types of activity, and on grave goods analysis to infer the social status of the individuals.

The reconstruction of past activity patterns, as well as nutritional and health environments, is based on the assumption that the analysis of the deceased provides reliable information on the conditions of the living population. For indications of health, this may theoretically be not true. In their influential paper, Wood et al (1992) argue that straightforward inferences on past living conditions from paleodemographic and paleopathological data may be not possible, due to the ‘Osteological Paradox’. According to the authors, evidences for increased indicators of stress in a bioarchaeological sample are ‘equally consistent with an improvement in health and a deterioration in health’ (Wood et al., 1992: 343). Higher incidences of ‘stress markers’ may indicate an increased ability to withstand stress, and thus an amelioration in environmental conditions, rather than increased stress. The authors conclude that it is possible that ‘better health makes for worse skeletons’ (Wood et al., 1992: 356). The issue raised by the authors generated an ongoing debate in bioarchaeology. Several authors pointed out that there is little evidence for situations in which a clearly advantaged group, living or past, had a greater incidence of stress indicators than a disadvantaged group (Goodman, 1993; Cohen and Crane-Kramer, 2007). However,

taking into account the possibility of alternate interpretations of bioarchaeological data is important to make appropriate inferences (Wright and Yoder, 2003).

Activity reconstruction through various methods, including CSG, has been recently the subject of two reviews addressing methodological and interpretative problems. Jurmain and co-workers (2012) suggest that cross-sectional geometry is useful for the reconstruction of general activity patterns, but suggest caution when specific activities are proposed. However, they agree that recent experimental research (Shaw and Stock, 2009a) provides support for the use of certain CSG parameters for the reconstruction of mobility patterns. Similar studies on humeral asymmetry (Shaw and Stock, 2009b) suggest that humeral asymmetry also can be used to make inferences about specific activities, such as weapon (sword and/or spear) use analyzed in this research. Meyer and co-workers (2011) warn against a direct interpretation of sexual dimorphism as determined by sexual division of labor, without taking into account that most of the differences may be due to the biology of the two sexes. Accordingly, in this research, variations in sexual dimorphism among periods and status categories are discussed, rather than absolute values. The same paper suggests that CSG research too often reconstructed past population-level activity patterns based on small sample sizes. I agree with this criticism, although in some cases the small sample constitutes all the available skeletal evidence for a population, as in the case of the Ligurian Neolithics. For this study, I collected as many individuals as possible in order to obtain a reasonable sample size for all the subsamples involved in the analysis. Unfortunately, despite the fact that 844 individuals constitute the largest sample from a single population ever collected in CSG research, some subsamples are still small, especially for the study of cranial injuries. Some results are therefore only preliminary, and the discussion will highlight how a bigger sample size would be desirable in those cases.

The attribution of an individual to a particular social class based on grave goods analysis is based on a number of assumptions that were described and partially addressed in Chapter 5. It is worth stressing that the Status Index calculated for this study provides at best an approximation of the richness of the funerary treatment that was afforded to the individual. At this stage of research, it is not possible to be certain whether the Status Index actually correlates with the wealth of the deceased or with his/her social status. However, I believe this method provides a valuable first step towards the understanding of differential activity patterns due to early social stratification.

8.1 Stature

Diachronic changes in adult stature are used in this study to detect general and long-term changes in health and nutritional status of past populations. Previous research on living populations passing through periods of environmental stress demonstrates a relationship between early disturbances in growth due to infectious disease and malnutrition with adult stature (Fogel et al., 1983; Larsen, 1995, and references therein). The adoption of agriculture or agricultural intensification seem to have increased the environmental stress in prehistoric societies, leading to a decrease in stature (Nickens, 1976; Larsen, 1982; Angel, 1984; Kennedy, 1984; Larsen, 1984; Meiklejohn et al., 1984; Perzigian et al., 1984), but the pattern is not universal (Cassidy, 1984; Cook, 1984; Rose et al., 1984; Ubelaker, 1984). Several studies report that the decrease in stature is present with the adoption of agriculture, followed by an increase in the Iron Age (Wurm, 1984; Bennike, 1985; Cohen and Crane-Kramer, 2007).

This research found a diachronic trend of reduction in stature from the Paleolithic to the Neolithic. This was expected, given that most of the pre-Iron Age samples were used in previous studies (Formicola and Giannecchini, 1999). For the post-Neolithic period, results

indicate that in the Iron Age there was an increase in stature in both sexes, but that it was particularly significant in males. The trend in change in stature in the Italian peninsula is therefore similar to the one shown in previous studies in continental Europe, such as Denmark (Bennike, 1985), Germany (Wurm, 1984), and Britain (Roberts and Cox, 2007). However, the subsequent decrease in stature in Medieval times could not be confirmed by the comparison with the medieval sample of Noli (Sparacello and Marchi, 2008). The more marked increase among males may be a signal of a differential access to key nutrients (especially proteins) between the sexes. The presence of instruments for roasting meat (such as skewers, and andirons) in rich male burials from the Orientalizing-Archaic period, and to a greater extent in the Hellenistic period, may indicate that a high protein intake was a signal of male status.

Studies on non-metric dental traits suggest substantial genetic continuity of Italian populations from the Neolithic to the Iron Age (Coppa et al., 2007). The significant increase in average stature in Iron Age Samnites is thus more likely due to an improved nutritional status and a less infectious environment than Neolithic people, rather than to the immigration of taller people in the Iron Age. These results are in agreement with previous demographic studies suggesting a long life-expectancy (Coppa et al., 1981, 1990) and a low incidence of indicators of dietary stress (Cucina et al., 1996, 1998a,b, 2000) in the Samnite sample from Alfedena. Conversely, the Neolithic sample from Liguria is known for the high incidence of caries and enamel hypoplasias (Formicola 1987a,b), and for the occurrence of spinal tuberculosis (Formicola et al., 2007). The increase in social complexity and urbanization is often assumed to have caused a decline in health conditions (Cohen and Crane-Kramer, 2007; Steckel and Rose, 2007). However it is possible the decentralized village society typical of Samnites allowed them to benefit from the technological improvements of the Iron

Age – metal tools for land-clearance and plowing, the rotary querns, and improved exchange networks – without the drawbacks of urbanization. It has also been suggested that a reason for the increase in stature in the Iron Age could have been the adaptation to an infectious environment that had been a novelty in Neolithic times (Roberts and Cox, 2007).

Analyzing average stature of complex societies such as the Iron Age people of this study without taking into account social stratification may overlook a more complex pattern. Elites in stratified societies have a disproportionate access to critical dietary resources such as proteins, which results in better potential to attain full growth, while the lower social classes are more likely to suffer from nutritional stress causing stunted growth (Steckel, 1987; Cohen, 1989; Wood, 1998, Armelagos and Brown, 2007). A greater consumption of proteins by male elites has been reported in stable isotope analyses on Roman (Richards et al., 1998) and medieval skeletal series (Czermak et al., 2006; Reitsema and Vercellotti, 2012). Results of this research are compatible with a scenario of better nutritional status in Orientalizing-Archaic males, and especially among high status individuals. On average, Orientalizing-Archaic males are almost 6 cm taller than Neolithic males. However, the average stature of individuals belonging to the lower status category was less than 4 cm taller than Neolithic males, which is not a statistically significant result at the 0.05 level (it is significant only at the 0.1 level). Conversely, the individuals belonging to the higher status categories were significantly taller than both Neolithic males (with an increase of 7.5 cm) and low status Orientalizing-Archaic males (with an increase of c. 4 cm). This suggests that Orientalizing-Archaic male individuals experienced different nutritional and infectious environments based on their social status, with the lower strata experiencing the worst life conditions.

It is difficult to infer the degree of disparity in past life conditions based on differences in stature, especially because detailed description of lifestyle is only available for modern samples. The association between socioeconomic status and stature has been shown across several developed countries (Cavelaars et al., 2000; Webb et al., 2008; Komlos, 2009; Kues, 2010). A review of 10 European countries showed significant education-related differences in stature in both sexes: men with higher educational status were 1.6–3.0 cm taller, and women were 1.2–2.2 cm taller than the category with lower educational status (Cavelaars et al., 2000). A similar study on Lithuanian soldiers obtained a significant difference in stature between educated and non-educated individuals only in the urban environment, while in the villages the difference was not detected (Dregval and Vaičaitienė, 2006). Studies on a large sample of modern female populations from 54 countries showed an average difference of 2 cm between the individuals in the samples with highest household wealth compared to those in the poorest wealth category (Subramanian et al., 2011). These studies suggest that the difference in lifestyle between high and low status males in the Orientalizing-Archaic may have been comparable to the most extreme differences in socioeconomic status of modern populations.

Within the Iron Age, no change in average stature was detected in the Hellenistic period when compared to the Orientalizing-Archaic period. In the Hellenistic period, only males were significantly taller than their Neolithic counterparts, but in contrast with the Orientalizing-Archaic period, the increase is significant in all categories based on the Status Index. Assuming that the Status Index is correlated with the social class of the individual, this would suggest an improvement in the health and nutritional status in the lower social classes. This result contrasts with previous research suggesting a worsening of environmental stresses with increased social complexity and urbanization, especially in the

lower classes (Cohen and Crane-Kramer, 2007; Steckel and Rose, 2007). Demographic pressure tends to co-occur with an increase in inequality (Henrich and Boyd, 2008). The Hellenistic period coincides with the formation of urban centers in Samnite territory (Lloyd et al., 1996; Copersino and D'Ercole, 2003; D'Ercole and Martellone, 2007). However, scholars argue that most Samnites continued to live in small decentralized villages (Strazzulla 1998). Moreover, Lloyd et al (1996) suggest that the Samnite Hellenistic period coincided with improvements in agricultural and pastoral surplus production, as well as reinforcements in trade networks. Results of this research suggest that the lower classes – at least males – benefitted from the generalized increase in production economy and exchange. Results are also compatible with previous research on an Italic Iron Age sample from Pontecagnano (Robb et al., 2001) which did not find significant differences in biological indicators of stress (*cribra orbitalia*, enamel hypoplasia, Schmorl's nodes, and stature) between status categories. However, the sample analyzed in this study contained some individuals from the Classic period (the chronology of the burials is from the mid-fifth to the third century BC) which may have biased the results. Moreover, the authors used a different methodology to infer status categories.

Compared to males, female samples show a different pattern of change in stature. All of the Iron Age periods show a slight increase in stature when compared to Neolithic, but the difference is significant at the 0.05 level only for females from the Classic period. No diachronic difference is present within the Iron Age. Moreover, no pattern emerges when taking into account status, in both the Orientalizing-Archaic and Hellenistic samples. These results suggest that Samnite women benefitted to a lesser extent from the improvements in health and nutritional status with the Iron Age. Furthermore, the absence of any trend based on status categories suggests that the nutritional and infectious environments of women were

similar in rich and in poor households. According to Ehrenberg (1989), the increased involvement of males in agricultural work in post-Neolithic times lessened the importance of women in food production and thus lowered their status within the family. However, she recognized that the status of women may vary between societies based on women's ability to create allegiances and obligations through their role in the production economy of the society. Among Italic Iron Age societies, it is likely that women had the possibility of gaining status (Markantonatos, 1998). Female burials tend to be richer on average than males', especially in the Orientalizing-Archaic period; however this may be just a display of the family's status and may not be an indicator of the actual lifestyle of the buried (Barker et al., 1996; Langdon, 2005). Depictions in Italic ceramics show women participating in luxurious symposia and contributing to the wealth of the families through spinning wool and producing textiles (Tagliamonte, 1997; Boatwright, 2004). Funerary treatment and iconographic evidence therefore suggest that Iron Age elite women did experience an environmental advantage due to their social condition.

A similar pattern to the one observed in this study was found by Vercellotti et al (2011) in a Medieval skeletal series from Trino Vercellese (northern Italy). Also in that study, males of high status were significantly taller than their low status counterparts, while no difference was observed in females across status categories. The authors proposed that the pattern may be explained by sexual differences in their susceptibility to environmental perturbations during development (Stini, 1969; Stinson, 1985). According to this model, males are more susceptible than females to environmental factors affecting growth. Therefore, males would express greater positive responses in a favorable environment, and greater growth retardation under adverse circumstances (Vercellotti et al., 2011).

Conversely, females would have a smaller positive response to a favorable environment, and would suffer less from environmental insults.

Such a theoretical framework could explain the diachronic and intra-population patterns observed in this study for female stature. A higher ‘environmental buffering’ of the female body would result in a decrease susceptibility to long-term environmental changes, such as the amelioration of health and nutritional status between the Neolithic and the Iron Age that is the probable cause of the significant increase in stature in males. Moreover, the same buffering would make females less susceptible to differences in nutritional and health environments due to social status. In addition to a biological buffering, a ‘cultural buffering’ has been proposed for the medieval population of Trino Vercellese (Reitsema and Vercellotti, 2012). Stable isotope analysis suggests that the diet of low status females – although not rich – may have been more stable from childhood to adult age, in contrast to the more variable diet of low status males.

At this stage of research, it is difficult to draw conclusions on the absence of differences based on status in females, but the ‘biological buffering’ model may be an explanation. An alternative hypothesis may be a higher social upward mobility for women than men. In this scenario, women that grew in a poor environment may have been buried with rich grave goods due to the status they acquired through marriage. The difference in nutritional environment among social strata of Iron Age populations, especially females, should be further investigated through isotopic analysis or other means to understand whether there is a significant difference in protein intake between sexes, and across social strata.

8.2 Activity levels

Based on Boserup's model, I expected an increase in humeral and femoral robusticity between the Neolithic and the Iron Age, due to agricultural intensification dictating increased labor input (Boserup, 1965, 1975). The increase was expected to be particularly pronounced in males, who performed most of agricultural activities in the Iron Age. The results replicated previous research comparing Samnite and Neolithic robusticity (Sparacello et al., 2011): no significant difference is present in humeral and femoral robusticity between Orientalizing-Archaic and Hellenistic males when compared to Neolithic males. When comparing Neolithic males with Orientalizing-Archaic males from the lowest status category (Status Index between 0-15) a generalized decrease in robusticity is present, although it is significant only in the femur. This indicates that the stressfulness of the activity-dictated mechanical environment did not increase in the Iron Age. Results of this research do not therefore support a simple Boserupian model of increased labor input with agricultural intensification between the Neolithic and the Iron Age. This is possibly due to the concomitant effect of two factors with opposite influences on the mechanical environment of Iron Age people: increased labor due to agricultural intensification, and technological improvements making the labor less physically demanding (Brookfield, 1984). The impossibility of factoring out the effect of technological improvements may undermine the comparison between Neolithic and Iron Age people. Studies of New World populations after colonization or European contact demonstrate that – factoring out technological changes – an increase in workload due to agricultural intensification is accompanied by increased mechanical strength of long bones (Larsen and Ruff, 1994; Larsen, 1997). Within the Iron Age, technological improvements were less relevant, while agricultural intensification continued due to population growth and increased demand for surplus by the

elites (Carman and Harding, 1999; Stein, 2001; Yoffee, 2004). An increase in agricultural labor can be obtained by increasing the per capita input or by having a larger share of the population perform agricultural tasks. However, an increase in production can be obtained also through territorial expansion (Morrison, 1994), a phenomenon for which ample evidence is available among Samnites of the Hellenistic period. Although the relieving effect of territorial expansion cannot be assessed, both an increase in labor input and a widening of the proportion of agricultural workers should result in an increase in robusticity in the lower social strata.

When comparing Hellenistic males with earlier Orientalizing-Archaic males, the only significant result is an increase in humeral robusticity in the left side. No difference is present in the right side. It should be considered however that the Orientalizing-Archaic sample is characterized by a significantly higher degree of humeral bilateral asymmetry, as further discussed below. Many individuals in the Orientalizing-Archaic sample display exceptional relative robusticity of the dominant arm, which in most cases is the right one. Thus, the increase in left humeral robusticity in Hellenistic times, which makes this bone on average as robust as the right side of Orientalizing-Archaic males, possibly indicates a significant increase in labor input in the Hellenistic period. Further support to this inference derives from the comparison of humeral mechanical strength between Orientalizing-Archaic males and Hellenistic males falling in the lower status category. Hellenistic males show significantly higher robusticity for both humeri. Males belonging to the lower social strata of the populations most likely performed the majority of agricultural tasks. This result is therefore compatible with an increase in labor input due to agricultural intensification within the Iron Age.

In the Orientalizing-Archaic period, a trend of increased mechanical strength with status is evidenced, especially in the right humerus and in the femur. The trend for the right humerus is probably due to more frequent involvement in weapon use in the upper social classes, an activity which also strongly influenced humeral asymmetry (see below). Differences in femoral robusticity have been associated to the degree of relief of the terrain where subsistence activities are performed (Ruff, 1999; Ruff, 2000a; Pearson and Cordero, 2004; Marchi et al., 2006; Pearson et al., 2006; Sparacello et al., 2008). Given that in this research terrain is factored out, the higher mechanical strength of the femur in high status individuals is an indicator of a more active lifestyle overall, as indicated also by the parameters suggesting a higher level of mobility (see below). In the Hellenistic period, no significant difference in humeral and femoral robusticity is present across categories based on status. In general, the expectation based on cross-cultural observations (Hatch et al., 1983) that higher status individuals enjoyed a less demanding lifestyle, while individuals in lower social strata lived in a significantly more stressful mechanical environment is not supported by this research. This is possibly due to confounding factors such as non-subsistence related activities performed by males of the higher strata of the society, such as weapon training for which there is evidence in the Orientalizing-Archaic period or gymnastic activities in the Hellenistic period.

In the female sample, a significant increase in humeral robusticity is present between the Neolithic and the Orientalizing-Archaic period. The increase is independent from status category. It appears that, regardless of their social status, Orientalizing-Archaic females experienced a more stressful mechanical environment than their Neolithic counterparts. This increase in female robusticity causes the Orientalizing-Archaic sample to show a lower level of sexual dimorphism in long bone strength, especially in the upper limb. No evidence is

available at this stage of specific non-subsistence related activities common among women of the Iron Age. The increase in robusticity therefore supports the idea that Iron Age women made important contributions to household production by wool-weaving and processing secondary pastoral products. However, the unexpected absence of differences in robusticity among status categories recalls the pattern observed for stature, and may be the consequence of a subordinate role of women regardless of status (Ehrenberg, 1989). This possibility should be further tested in future research. Also in the Hellenistic period, no difference across status categories could be detected in the female sample, but in a context of a generalized decreased robusticity and an increase in sexual dimorphism. It is possible that agricultural intensification in a context of circumscription favored a greater involvement of women in production practices. Circumscription and population increase were most likely experienced by Samnites in the Orientalizing-Archaic and Classic periods, before they started expansionistic warfare in the Hellenistic period. This could help to explain the higher robusticity of Orientalizing-Archaic females, and the decrease in Hellenistic times. However, further research is needed to elevate this inference from the realm of speculation.

In both the Orientalizing-Archaic and Hellenistic period a significant difference in humeral shape index is present between the sexes, with females showing more elliptical humeri in both sides. This may indicate that females were performing some bilateral activity that involved antero-posterior stress to the humerus. Schmitt et al (2003) suggest that a higher shape index in the humerus is the result of activities involving thrusting, as opposed to throwing (Churchill et al., 1996). Other experimental data suggests that scraping hides for the manufacturing of clothes may be a more likely explanation for high humeral shape indices (Shaw et al., 2012). In the Iron Age, a similar female activity may be the use of the loom for textile production. However, it is possible that the higher humeral shape is merely a

consequence of having a lower torsional robusticity than males. A co-occurrence of rounder and more robust dominant side humeri is found in cricket throwers when compared to control sedentary people (Shaw and Stock, 2009b). In the same study, the non-dominant side shows no differences in strength or shape, indicating that humeral shape and robusticity may be intertwined.

8.3 Mobility levels

Comparisons between hunter-gatherer and later farming populations from the same area indicate a pattern of decreased lower limb diaphyseal robusticity and increased cross-sectional circularity, which suggests a marked decrease in mobility with the adoption of agriculture (Ruff et al., 1984; Ruff, 1987; Bridges, 1989; Larsen and Ruff, 1994; Ruff, 1999; Bridges et al., 2000). However, previous studies of the Neolithic population from Liguria have found diaphyseal parameters, at least in males, that are similar to the ones shown by late Paleolithic hunters from the same area (Marchi et al., 2006; Marchi, 2008; Sparacello and Marchi, 2008). These results suggest that in certain settings the introduction of agriculture and herding did not cause a marked decrease in mobility. In the case of Ligurian Neolithic people, high mobility levels were probably a consequence of a subsistence strategy mainly relying on pastoralism on mountainous terrain (Marchi et al., 2006; Sparacello and Marchi, 2008).

This study therefore expected a significant decrease in mobility in the Iron Age, due to agricultural intensification. Results confirm the expectations: in both the Orientalizing-Archaic and the Hellenistic period, males and females show significantly lower CSG parameters related to mobility (tibial robusticity, and femoral and tibial shape indices) when compared to the matched-sex Neolithic samples. The decrease is particularly evident in males, probably because Neolithic males show higher mobility parameters than the females

of the same period. Within the Iron Age, no differences in femoral shape between the Hellenistic and Orientalizing-Archaic are present, in either sex. This is probably due to the fact that the main decrease in mobility happened between the Neolithic and the Orientalizing-Archaic sample, causing the femoral shape to approach circularity. The femoral shape at this point was probably less sensitive to a further decrease in mobility. This is possibly because mobility mainly influences the anteroposterior femoral robusticity, while a further decrease in femoral shape (shape index below 1, and thus a mediolaterally elongated femoral section) would be the result of non-mobility-related mediolateral bending forces. It has been proposed that mediolateral bending due to horse riding could influence femoral properties (Belcastro and Facchini, 2001) but the issue has not hitherto been explored through biomechanical analysis.

In the tibia, CSG parameters correlated with mobility levels are overall robusticity (Stock, 2006) and tibial shape (Lovejoy et al., 1976; Ruff and Hayes, 1983). Tibial shape has been considered a less reliable than other indicators of mobility due to the concomitance of various confounding factors in determining this variable, among which the most important may be the unevenness of the terrain (Shaw and Stock, 2009a; Marchi et al., 2011; Sparacello et al., in press). The present research compared samples that dwelled in the same terrain, therefore the results for the tibial shape may be more reliable. This is particularly important because tibial shape, being far from circularity, may be more sensitive than the femur to a decrease in mobility in overall sedentary samples.

Results show a significant decrease in tibial shape in Hellenistic males when compared to Orientalizing-Archaic males. No significant differences are present in tibial robusticity. This result suggests a further decrease in average mobility in the later Iron Age, which was expected given the context of agricultural intensification. However, the non-

consistency of the results between the two tibial CSG parameters correlated with mobility confirms that more experimental research on this lower limb segment is needed to untangle the factors that determine its CSG properties.

When taking status into account, it was expected that the lower classes would be more mobile than the high-status individuals, due to a greater involvement in agricultural practices of the former, and the expected less physically demanding lifestyle of the latter. For the Orientalizing-Archaic males, results did not match the expected trend; on the contrary, there is evidence that the individuals belonging to the lowest status category (Status Index between 0-15) were less mobile. Although the differences in CSG indicators of mobility among categories based on status are not statistically significant, individuals belonging to the lowest status category consistently show the lowest values. This makes the lower-status subsample show significantly lower values for tibial robusticity and shape than the Neolithic sample, a result that is not present in the higher status categories. A similar trend, although less significant, is present in the female Orientalizing-Archaic sample. In the Hellenistic period, males show lower limb CSG properties that are compatible with low mobility across all status categories, while in females there is some evidence that individuals falling in the higher status categories were more sedentary, but in a general context of low levels of mobility. Thus, the expectation that low status individuals would be more mobile than high status individuals is generally not supported.

8.4 Humeral asymmetry

This study expected an increase in humeral asymmetry in both sexes with the passage from the Neolithic to the Orientalizing-Archaic. Males were expected to be more lateralized due to the widespread presence of unimanual weapons (spears and/or short swords) in burial assemblages (Sparacello et al., 2011). The frequent use of weapons in training and conflict is

suggested by archaeological and historical accounts emphasizing warlike male prowess (see Chapter 2). Iron Age females were expected to show higher humeral bilateral asymmetry due to the introduction of the animal-driven rotary quern (Haselgrove, 1999; Lynch and Rowland, 2005), which made the use of bimanual stone querns less common. In Neolithic times, female low lateralization was probably due to the frequent use of bimanual querns (Marchi et al., 2006; Sparacello and Marchi, 2008). Results of this research support the expectations, as well as previous research comparing the Neolithic sample with the Samnites from Alfedena. Both sexes show a remarkable increase in humeral asymmetry. The difference is statistically significant at the 0.05 level only in females, while in males is significant at the 0.1 level. This is due to the fact that the distribution of humeral asymmetry in Orientalizing-Archaic males is influenced by the status category. Only individuals falling in the higher status category (Status Index above 45) are significantly more lateralized than Neolithic males. This result has important implications for the reconstruction of the military organization of Orientalizing-Archaic people, and will be further discussed below. The identification of weapon use as the cause for high asymmetry in bioarchaeological samples, proposed in previous research (Rhodes and Knüsel, 2005; Sparacello et al., 2011), appears further supported in this study. Orientalizing-Archaic males are more lateralized than both agricultural samples (Ligurian Medieval and Georgia Coast Native Americans, see Table 8.1) and a sample of English Medieval swordsmen (Rhodes and Knüsel, 2005, and Table 8.1). Although they are not as lateralized as Paleolithic hunters (whose hunting method was based on throwing spears) or professional tennis players, the Orientalizing-Archaic males' level of asymmetry approaches the one shown by cricketers (Table 8.1). The main criticism of the sword/spear training hypothesis was that other activities (e.g. metal forging and woodcutting) may be likely to cause or contribute to high humeral asymmetry. However,

groups whose subsistence was based on agriculture in post-Neolithic times – despite the likely presence of blacksmiths and woodcutters in these samples – do not show significantly higher asymmetry than modern sedentary people, but only higher overall humeral strength (Trinkaus et al., 1994; Sparacello and Marchi., 2008; Sparacello et al., 2011). Thus, it appears that only the widespread presence of a highly repetitive and stressful unimanual activity can raise the average asymmetry to the levels seen in Orientalizing-Archaic males. Moreover, high lateralization is present only in the wealthiest segment of the Orientalizing-Archaic population, which most likely was not composed by blacksmiths and woodcutters. The correlation between status and weapons is not only suggested by iconographic and historical sources, like statue of the Capestrano warrior (D’Ercole, 1990; Calderini et al., 2007; D’Ercole and Cella, 2007), but also by the correlation found in this research between the number of weapons and the Status Index (calculated without considering weapons). Finally, the significant decrease in humeral asymmetry in males of the Hellenistic period, when weapons disappear from burials but no evidence is available for a decrease in metallurgical production or woodworking, further suggests that high asymmetry in the Orientalizing-Archaic period was due to weapon use. In particular, individuals destined to a military career in the Orientalizing-Archaic period were probably aristocrats and trained for this purpose since a young age (see below). During adolescence, long bone diaphyses are more responsive to activity levels (Pearson and Lieberman, 2004). This would explain the presence of individuals with extremely high humeral asymmetry in the Orientalizing-Archaic sample. Overall, I believe this study makes a strong argument for a link between high level of humeral asymmetry and weapon use in Iron Age skeletal series.

	Humeral bilateral asymmetry				
Males	N	Mean	SD	Median	Upper and lower quartiles
Middle Upper Paleolithic ¹	7			58.7	39.9-96.4
Late Upper Paleolithic ¹	9			51.2	45.7-97.4
Ligurian Neolithic	13	16.46	11.43	18.52	5.33-22
Orientalizing-Archaic	220	24.37	15.06	23.5	13.1-33.3
Classic Aterno River Valley	52	32.24	17.85	33.3	15.8-44.2
Classic Alfedena	33	28.74	15.94	23.46	17.3-37.5
Hellenistic	146	18.61	12.72	15.6	7.7-26.4
Ligurian Medieval	10	12.53	8.32	12.5	4-17.3
Fishergate Medieval ²	19			20.28	8.03-26.29
Georgia Coast Amerindian ³	19			9.9	
Modern Euroamerican ²	19			7.5	3.1-21.8
Tennis Athletes ³	34			74.56	
Swimmer Athletes ⁴	15	7.94	5.75		
Cricketer Athletes ⁴	16	35	13.78		
Sedentary Control ⁴	20	11.81	8.19		
Females	N	Mean	SD	Median	Upper and lower quartiles
Middle Upper Paleolithic	2			27.3	2.4-27.3
Late Upper Paleolithic	5			22.3	14.5-23.6
Ligurian Neolithic	8	5.34	4.99	3.12	1.4-10.3
Orientalizing-Archaic	108	13.73	10.53	11.93	6-17.3
Classic Aterno River Valley	14	13.79	11.09	10.5	6.0-19.7
Classic Alfedena	17	14.90	12.92	11.46	6.2-16.8
Hellenistic	99	13.52	13.73	11.2	5.3-15.3
Ligurian Medieval	8	7.57	7.44	6.79	1.3-10.2
Georgia Coast Amerindian	18			4.94	
Modern Euroamerican	19			11.7	3.0-19.4
Tennis Athletes	11			39.14	

Table 8.1 – Cross-cultural comparison of humeral bilateral asymmetry. ¹ Data from Churchill et al., 2000; ² Data provided by Dr. Jill Rhodes; ³ Data from Trinkaus et al., 1994; ⁴ Data from Shaw and Stock, 2009b.

8.5 Variability of activities

In this study I expected to be able to use variations in the coefficient of variation for CSG properties to detect changes in the degree of craft specialization. Craft specialization and unequal distribution of labor is a characteristic of complex and stratified that developed in the Iron Age (Hatch, 1983; Collis, 1984; Brumfiel, 1987; Kristiansen, 1987; Costin, 1991,

2001; Cunliffe, 1994, 2008; Costin and Wright, 1998; Kristiansen and Rowlands, 1998; Henrich and Boyd, 2008). In contrast, Neolithic societies virtually lacked indicators of social hierarchy, which suggests that everybody was more or less equally involved in a set of similar tasks related to a simple subsistence economy (Guidi, 2000; Robb, 2007).

Diachronic results for the comparison of the coefficient of variation between the Iron Age and the Neolithic periods are inconclusive. A slight increase is present when comparing Iron Age samples with Neolithic, especially in females and in the Hellenistic period. However, results are generally not statistically significant. Moreover, the Iron Age subsamples based on sex and period are often one order of magnitude more numerous than the Neolithic sample, which may significantly undermine the reliability of this comparison.

Within the Iron Age, further specialization was expected (Earle, 1991; Rice, 1981, 1991). The intensification of craft specialization is considered a characteristic of all states (Brumfiel and Earle, 1987a; Clark and Parry, 1990; Costin, 1991), and the passage to a state was expected in Samnites during the Hellenistic period. However, results did show only a few significant differences in the coefficient of variation of CSG properties when comparing Orientalizing-Archaic and Hellenistic subsamples based on sex. The only difference is a significantly lower coefficient of variation in lower limb properties of the Hellenistic female sample, which is a further indication of a decrease in mobility in this subsample. A subsample that consistently shows a lower coefficient of variation for CSG properties is the Alfedena Classic sample. The lower variability is most likely due to the fact that Alfedena individuals are sampled from a specific area of the larger necropolis, where graves were arranged in family circles. The Alfedena individuals are more likely to be closely related, more homogeneous in social extraction, and therefore more likely to have had similar levels and types of habitual activities. This result supports the use of the coefficient of variation of

CSG variables as a measure of the homogeneity of activities, and suggests that, contrary to expectations, the rise in sociopolitical complexity from Orientalizing-Archaic to Hellenistic times did not result in a significant increase in the variability of activities performed at a population level.

8.6 Military organization

During the Iron Age, there is ample evidence that Samnites experienced profound changes in sociopolitical organization. Historical accounts report that, by Hellenistic times, Samnites functioned as a highly decentralized, democratic state, composed of hierarchically-organized administrative units (Salmon, 1967; La Regina, 1989; D’Ercole, 1990; Tagliamonte, 1997). Moreover, during times of war, power was exerted by the Samnite League, a central political and military entity that confederated the various Oscan-speaking tribes (Lepore, 1989, 1992; Tagliamonte, 1994). Although the ties binding the various Oscan people were probably quite loose in peaceful times, the administrative apparatus of Hellenistic times implies a shift in power relationships compared to earlier periods. In the Orientalizing and Archaic period a chiefdom or paramount-chiefdom level of sociopolitical organization was most likely in place. Scholars have demonstrated an increase in settlement hierarchy in Iron Age Abruzzo compared to the Bronze Age, and burial patterns indicate the rise of permanent elites (Barker et al., 1996; Tagliamonte, 1997; Bietti-Sestieri et al, 2000). Analyses of skeletal remains (Bondioli et al., 1996; Rubini, 1996) and grave goods evidence an unequal distribution of wealth between lineages: certain kinship groups, including infants and women, received a much more luxurious funerary treatment (Barker et al., 1996; D’Ercole, 1989, 1990; D’Ercole et al., 2003b). This suggests the development of stable hierarchies in which the power is held by an aristocracy that is legitimized by extended patrilinear kin coalitions.

Stein (2001) noticed that investigations of past social change have been rare because it is difficult to identify power relationships and their alteration in the archaeological record. He proposes to do so by integrating textual (historical) and iconographic evidence with the archaeological record. I created a research framework that, integrating archaeological and skeletal evidence, is expected to provide evidence for shifts in power relationships through the reconstruction of changes in military organization.

The transition from the Orientalizing-Archaic to the Hellenistic sociopolitical organization co-occurred with a major change in the scale, frequency, and degree of organization of warfare (Boatwright, 2004). In the Hellenistic period some polities (including Samnites) waged war in a highly organized and large-scale manner, with large armies fighting pitched battles for the purpose of territorial conquest (Bradley, 2000; Boatwright, 2004). Samnites began this kind of expansionistic warfare in the second half of the fifth century, and the first historical accounts of this process report them besieging and conquering *Cumae* and *Capua* in Campania in 423 and 421 BC (Salmon, 1967, Tagliamonte, 1997). In earlier times, simpler and less structured forms of warfare had been common, consisting of raiding and looting nearby communities for revenge, booty, or social and political prestige (Salmon, 1967; Boatwright, 2004; Claessen, 2006). An account by the Roman historian Livy may be important to the understanding of how these people made war before the great wave of expansionism of the late fifth century. Livy reports that in the late sixth century and early fifth century, Italic people were in a condition of permanent conflict which was ‘neither peace nor war’. This description of continuous conflict without conquest captures both the Orientalizing-Archaic concept of warfare, and the bewilderment of the author, which was used to the Imperial Roman concept of war.

The change in the scale and goals of warfare is expected to be accompanied by a re-organization of the military apparatus, with the passage from a small aristocratic army to a permanent and large conscript army. The re-organization of the army is in turn an indicator of political and social developments that altered the role and power of aristocracies within Iron Age communities. The possibility of a causal relationship between warfare and sociopolitical development, pointed out by several scholars, will be further discussed below. Here I discuss the results about the expected change in military organization from the Orientalizing-Archaic to the Hellenistic.

In chiefdoms, warriors served not as members of the community, but rather as followers of an aristocratic leader who had organized the enterprise (Salmon, 1967; Boatwright, 2004). Only wealthy individuals could afford to maintain the expensive gear for waging war (Otterbein, 2004). In the hoplite Greek military system, which much influenced Italic culture in the Orientalizing-Archaic period, access to military service depended wealth and aristocratic status (Hammond, 1959; Hanson, 1989; Boatwright, 2004). Archaeological evidence suggests that wealth, aristocracy and warlike prowess were intertwined in the Orientalizing-Archaic (D'Ercole, 1990; Tagliamonte, 1997, 1999; Cosentino et al., 2001). Results of this research are in agreement with this scenario: the Status Index is strongly correlated with the presence and number of weapons in a burial (Chapter 7). A few historical accounts also support the hypothesis that Samnites had an aristocratic army in the Orientalizing-Archaic period. Most of the detailed descriptions of Samnite military organization refer to the late Classic and Hellenistic period, when hostile interactions with literate polities (Greek colonies and Romans) were more frequent. Earlier accounts report that the Italic mountain dwellers of central Abruzzo were 'exceptionally strong people' who 'educated their boys in the Spartan manner' and were 'accustomed to the use of weapons'

(especially javelins) to raid nearby populations and ‘defend their settlements with the sturdy right arms of their men rather than with walls’ (Salmon, 1967; pp. 30; Tagliamonte, 1994; pp. 45-46). Early historians emphasized the similarity of Samnite people with Spartans, and later even hypothesized their Spartan origin (Tagliamonte, 1994). The enterprises of bands of Italic warriors led by a prince are described in Greek and Roman chronicles, and Samnites were valued as mercenaries (Tagliamonte, 1997). Although the Spartan origin of Oscan people is purely fictional, all evidence points towards the presence of an elite army.

Thus, I expected males of the Orientalizing-Archaic period to show a correlation between Status Index (as a proxy for social status) and humeral bilateral asymmetry (as a proxy for frequent weapon use). The results largely confirmed the expectation: a positive correlation between status and humeral asymmetry is present, and is highly statistically significant. When dividing the sample in status categories, individuals falling in the higher status category (Status Index above 45) are significantly more lateralized than the others (Status Index between 0-15 and 15-45). If the assumptions are correct (i.e. the Status Index reflects the social status of the individual, and the level of humeral bilateral asymmetry the frequency of weapon training and use), this result would confirm that Samnites of the Orientalizing-Archaic period had elite armies. The lower social strata of the population did not have access to military activities, and mostly were involved in agricultural activities, which did not significantly influence humeral asymmetry. In contrast, aristocratic males were destined to a military career and started training in the use of weapons at a young age, which greatly influences lateralization.

The correlation between Status Index and humeral asymmetry, although significant, is not strong. This is due to the presence of a number of individuals who are highly lateralized, but possess a low Status Index. It is possible that some individuals that were

prominent warriors, and thus high-status members of the society, were buried with few grave goods. There is ample evidence in literary sources (such as Homer's work) that funerary treatment of warriors in Orientalizing-Archaic times depended not only on wealth and aristocracy, but also on whether the warrior had a 'good' or 'bad' death (Langdon, 2005; Humphreys, 1980; D'Andrea, personal communication). In case of 'bad death', an aristocratic warrior was often buried with a single item, for example a bronze razor indicating his adult age and male gender. An example of such treatment was identified for the burial 531 of the Fossa necropolis, which unfortunately was too fragmentary to be included in the study. However, this suggests that a directional bias may be present when assessing the status of individuals based on grave good richness: some high status individuals may be erroneously included in the low status category. The opposite is unlikely, i.e. that a low status individual could have been buried with rich grave goods and therefore included in the high status category. Thus, it is likely that the high status category studied here is a reasonable depiction of the wealthy and aristocratic elements of the society. Their high humeral asymmetry and the virtual absence of non-lateralized individuals strongly suggest that using weapons was an important component of their life.

During the Hellenistic period Samnites deployed large armies against Romans and fought a number of pitched battles whose details are reported in Roman historical accounts (Salmon, 1994; Tagliamonte, 1994). Roman historians often tended to exaggerate the number of warriors in the enemy's army, either to justify the setbacks or to exalt the victories. This makes it difficult to assess the real size of Samnite armies. However, Livy describes the armies they deployed during the Samnite Wars (343-290) as similar to the Roman ones: he mentions the presence of officers commanding cohorts composed by 400 'legionnaires', and for the main battles he reports the presence of thousands of soldiers on

each side. Two centuries after being defeated in the main wars and having been forcedly reduced to the condition of allies, Samnites could still deploy 80,000 soldiers to fight the Social War in 91BC (Salmon, 1967). These large armies were most likely formed by conscription: Livy reports that for the Third Samnite War a new decree was issued throughout Samnium forcing all the able men to ‘consecrate their head to Jupiter’. Access to the army was clearly no longer exclusive to the elites, but extended on an ethnic and political basis to all the population (Tagliamonte, 1997). Thus, the passage to the standing army corresponded to a shift in its composition from wealthy elites to individuals drawn from the lower classes (Otterbein, 1970; Claessen and Skalnik, 1978).

Results of this study largely support the expectation that in Hellenistic times the warring force is no longer drawn from the higher social strata. In a context of overall decreased asymmetry, no positive correlation between the Status Index and humeral bilateral asymmetry is present, and individuals with high status are no longer more lateralized than the others. This suggests that the habitual activities of elite males no longer included extensive weapon training. Indeed, weapons virtually disappear from the assemblages of grave goods, and a new emphasis on ornaments and the care of the body develops (see Chapter 5).

In contrast, Hellenistic individuals with low Status Index show the highest level of humeral asymmetry and are significantly more sexual dimorphic for this values than the rest of the sample. They are also more sexually dimorphic for humeral asymmetry (74.2%) than low status individuals from the Orientalizing-Achaic period (57.2%), and the difference is more statistically significant ($p < 0.01$ instead of $p < 0.05$, in both parametric and non-parametric comparisons). This suggests that the lower social classes in Hellenistic times had more opportunities to perform stressful unimanual activities – possibly weapon use – than

the upper social classes (the degree of sexual dimorphism for humeral bilateral asymmetry in the Hellenistic higher status category is only 18.5%, and non-statistically significant). This is compatible with an army of conscripts, where the soldiers were drawn from the lower classes. However, the positive correlation between status and humeral asymmetry present in the Orientalizing-Archaic period is not substituted by a negative correlation. This would be expected if a large portion of the lower class was now performing frequent weapon training since a young age. On the contrary, conscripts were most likely individuals that entered into the army as adults, and did not train as much, or as early in life, as aristocratic warriors of the Orientalizing-Archaic period. Moreover, only a portion of the lower social strata joined the army permanently or intermittently. Most of the people were probably involved in agricultural activities that did not strongly influence humeral asymmetry. Accordingly, the results show that individuals with low Status Index show substantial variability in humeral asymmetry, and include highly lateralized individuals.

8.7 The role of warfare in the development of sociopolitical complexity

The results of this research support the hypothesis of a shift in military organization occurred between the Orientalizing-Archaic period and the Hellenistic period, transforming it from a small aristocratic army to a large conscript army. During the same time span, the sociopolitical organization developed from a chiefdom/paramount chiefdom society to a democratic state. The timing of the shift in military organization has implications for a classic debate in anthropology: the role of warfare in the development of sociopolitical complexity. According to various authors, warfare was the driving force in the process of state formation. They argue that war triggered the development of a hierarchical and centralized conscript army. The hierarchical nature of this efficient military organization then spread to the rest of the society, leading to more complex governmental structures

(Spencer, 1967 [1896]; Carneiro, 1970, 1981; Lewis, 1974; Webb, 1975; Webster, 1975; Service, 1978; Giddens, 1985a, b; Mann, 1986; Tilly, 1990; Keegan, 1993; Oppenheimer, 1999; see review in Haas 2001; Bossen, 2006). Others scholars, although acknowledging that the social consequences of war can be vast, claim that war was not a prime mover, and not even a necessary factor, in the development of states (Claessen and Skaln k, 1978; Haas, 1982; Cohen, 1984; Porter, 1994; Claessen, 2006). According to this view, states formed before the onset of expansionistic warfare due to demographic and economic factors (Claessen and Oosten, 1996; Claessen, 2000, 2002, 2006, 2008, 2010), and absence of warfare was actually a prerequisite for their development (Otterbein 1970, 2004; see also Claessen and Skaln k, 1978; 2004; Spitzer, 1979). In their view, a conscript army is organized during state formation and it is part of the process of subjugation of the lower class by the dominant class. After being structured, states could wage expansionistic war against other polities.

The difference between the two models in when the army of conscript is formed: in the ‘war-makes-states’ model, the conscript army forms after the onset of expansionistic warfare, while in the ‘states-make-war’ model, the conscript army develops before the onset of expansionistic warfare. The analysis of the distribution of humeral asymmetry in the Classic period – immediately before the onset of expansionistic warfare – is therefore important to the understanding of which model applies to Samnites.

The interactions between warfare and state formation in various societies may differ due to historical and environmental contingencies. Finding support for one of the competing hypotheses for Samnites does not necessarily imply that the other hypothesis could not be supported using data from another population. The results for the Samnites do not necessarily support the existence of an overarching evolutionary mode for state formation.

Rather, they will contribute to the understanding of the environmental, social, and historical contingencies that influence the different pathways leading to state formation (Stein, 2001; Drennan and Peterson, 2006; Feinman, 2008).

The results indicate that the male sample from the Classic period of the Aterno River Valley bears many resemblances with the previous Orientalizing-Archaic. The Status Index is correlated with the number of weapons in the burial, although weapons and grave goods in general show a sharp decrease. Humeral asymmetry is still correlated with the Status Index, and individuals belonging to the higher status category are significantly more lateralized than the others. Based on these results, one may conclude that Samnites were still organized in an aristocratic army in the Classic period. This would be compatible with the ‘war made states’ scenario: Samnites started to wage expansionistic warfare as chiefdoms, and continuous warfare in the following decades triggered the formation of a conscript army, eventually leading to the complex hierarchical sociopolitical organization later described by Romans. However, there are a number of factors that cast serious doubts on this interpretation, and suggest that the social dynamics of the Classic period may have been more complex, and probably not discernible using the available data.

First, the difference in funerary treatment between the Orientalizing-Archaic and Classic period is very relevant: most of burials include no grave goods at all, and the burials included in the ‘high status’ category are still rather poor when compared to previous times. The decrease in grave goods is most likely due to the introduction of laws against the display of luxury, which in itself speaks for radical social changes. In order to consider the individuals with relatively high Status Index as the wealthiest members of the society, one should assume that aristocratic families could somehow include some objects in the burials of their deceased. This was done in rare cases and, still in theory, through special

permission, by force, or in secret. Assuming such scenario is probably too speculative at this stage of research. A more detailed contextual analysis of the funerary treatment in the Classic period is necessary, through the assessment of the symbolic and economic value of grave goods, and possibly spatial analysis to identify clusters of related burials.

The second difference between Orientalizing-Archaic and Classic period is the average level of humeral asymmetry. While females do not show any change, males of the Classic period are on average 10% more lateralized than their Orientalizing-Archaic counterparts. If higher lateralization is due to a larger proportion of individuals that frequently used weapons, two possible scenarios are possible: 1) the access to formal burial became more selective and was reserved with a higher frequency to individuals involved in warfare. This appears to be in contrast with the introduction of laws against luxury, which apparently aimed to produce more equality among social classes; 2) the Classic period saw a generalized increase in internal conflict, forcing a larger share of the male population to be skilled in the use of weapons. This scenario appears compatible with a time of radical political change. Both scenarios suggest, however, that more research is needed to better understand the sociopolitical and military organization of the Classic period.

A third problem relates to the regional nature of Samnite sociopolitical organization. All the Oscan 'tribes' shared a common language and a strong sense of belonging to a single people (Salmon, 1967), but the tempo and mode of sociopolitical evolution may have differed in various areas. In particular, it is possible that some Oscan people – possibly the ones more in contact with the Greek colonies – went through an actual process of sociopolitical development, while in other areas the change was only imported. In other words, the Vestini of the Classic period, settled in the Aterno River Valley, may not be representative of the whole Samnite political development. The substitution of the old

aristocracy with (or its transformation into) the new democratic (although most likely still oligarchic) state may have taken place in another area, and the new form of government may have spread to the other Oscan people immediately before the onset of expansionistic warfare. Such a rapid change would be impossible to detect using the research framework proposed here.

The Alfedena necropolis belonged to the Pentri tribe, which was one of the four peoples traditionally called 'Samnites' in Roman chronicles (there is a long standing debate whether the site actually belonged to the Pentri or to the Carecini, but both were main Samnite tribes) (Salmon, 1967; Tagliamonte, 1997). The fact that Romans grouped only four tribes under the name 'Samnites', and called the other Oscan people that were part of the Samnite League by their tribal names (including the Vestini), suggests that they identified those four tribes as the actual leaders of the Oscan people. It is therefore possible that the Pentri and the other main tribes developed a state during the Classic period, and then were the motor of rapid sociopolitical change in the other tribes.

The analysis of Classic Alfedena burials demonstrates several differences when compared to the Aterno River Valley, which is compatible with a diverse trajectory of social change. However, also in this case, the results do not provide a coherent scenario. No male burial from Alfedena belonging to the Classic period includes weapons, while in the Aterno River valley only the spear point is present, but at a high frequency (28% of male burials). The categories of the remaining grave goods at Alfedena are within Orientalizing-Archaic variability for that area. A decrease in the number of grave goods took place during the Classic period, but only 11% of the Alfedena burials contain no grave goods, while 45% of the Aterno River Valley males were buried without any item. If the introduction and application of laws against the display of luxury is an indicator of sociopolitical change,

people from Alfedena appear more similar to the Orientalizing-Archaic system, except for the total disappearance of the weapons. When analyzing humeral asymmetry, no difference is present on average between Alfedena (29%) and Aterno River Valley males (32%). In contrast, the distribution of humeral asymmetry against the Status Index is different: no correlation is present in the Alfedena sample. This would suggest that the aristocratic army was not in place anymore among Alfedena people in the fifth century BC.

However, the results obtained for the Alfedena necropolis may be significantly biased by the fact that the individuals are sampled from a restricted sector of the necropolis, where burials were arranged in family circles (Bondioli et al., 1996; Rubini, 1996). Individuals belonging to a selected set of lineages, probably representing influential families, may have resulted in more homogeneous skeletal properties than individuals sampled from the whole necropolis. A sample representative of the whole population-level variability – both in skeletal properties and funerary treatment – is necessary to infer the military organization among Alfedena Samnites.

In general, results failed to provide a clear scenario for the military organization among Samnites in the Classic period, both in the Aterno River Valley and at Alfedena. Changes in funerary treatment and in humeral asymmetry suggest a period of change that may have been too rapid to be captured with the research framework proposed here. However, the results obtained for contrasts between the Orientalizing-Archaic and Hellenistic periods are encouraging, and a better understanding of the dynamics of state formation may be possible with further research.

8.8 Cranial trauma

I surveyed the skeletal material seeking for cranial lesions compatible with interpersonal violence (Robb, 1997; Paine et al., 2007, 2008). Traumata were analyzed using

techniques developed in forensic anthropology and the *antemortem*, *perimortem*, or *postmortem* origin of the lesion was determined (Kaufman et al., 1997; Reichs, 1998; Sauer, 1998; Aufderheide and Rodriguez-Martin, 1998; Lewis, 2008; Kimmerle and Baraybar, 2008). Particularly useful was the study of Kanz and Grossschmidt (2006) on Roman gladiator injuries which also had to consider the common types of postmortem damage due to problems during excavation and preservation.

Only the skeletal series from the Aterno River Valley were surveyed for cranial trauma. The total frequency of cranial trauma in the pooled period and sex sample is 7.9% (26/329; burial number 123 from Poggio Picenze is a dubious case of trauma and was not counted). The frequency of healed and *perimortem* trauma is 50% (13/26). Healed injuries were in all cases (13/13) due to blunt force trauma, while the cause of fatal injuries was sharp force trauma in 76.9% of the cases (10/13), blunt force trauma in 15.4% of the cases (2/13), and perforation in 7.7% of the cases (1/13). These results suggest that in the Iron Age a sword injury was in most cases fatal, but there was a better chance of surviving to a blunt force trauma. Evidence of medical treatment through trephination (including a case of completely healed rectangular trephination with the bone shard put back in place [burial 328 from Fossa, Appendix 32]) is present in four cases, i.e. 31% of healed blunt force trauma.

The frequency of cranial trauma by period is a more appropriate datum to be compared with other Iron Age and world-wide samples. The rates of cranial injuries, and the inferred level of interpersonal aggression in past societies, are highly dependent on their contingent cultural, historical, and sociopolitical conditions (Walker, 2001). Ferguson and Whitehead (2000) noted that the scale and prevalence of violence may have increased substantially during times of colonial contact, due to conflict between the residents and the invaders. Diachronic, cross-cultural reviews on prehistoric warfare (Keegan, 1993; Keeley;

1996; Kelly; 2000; Guilaine and Zammit, 2005) tend to disprove the myth of the ‘peaceful savage’, but an increase in the scale and rate of warfare with urbanization and sociopolitical development (especially state formation) appears evident. Due to evidence for continuous, endemic conflict among Samnites, and the subsequent onset of long-term warfare, I expected the rate of cranial injuries to be high among Samnites, especially in males, and especially in the Hellenistic period.

The pooled sex frequency of cranial trauma is 7.31% (9/114) for the Orientalizing-Archaic period, 7.69% (3/36) for the Classic period, and 9.52% (14/133) for the Hellenistic period. These values are not significantly different than the ones observed for other Samnite skeletal series, such as Alfedena (Paine et al., 2007), which has a 12.9% (27/209) incidence of cranial trauma, or Pontecagnano (Campania, central Italy) with 8.9% (5/56) (Robb, 1997a,b). No diachronic increase in the rate of violence can be therefore inferred among Samnites. This is surprising, giving the historical accounts of battles with thousands of casualties in Hellenistic times (Salmon, 1967). One explanation for this result may be the change in military organization from the Orientalizing-Archaic to Hellenistic times supported by this research. Soldiers who died during military campaigns were probably buried close to the battlefield. In contrast, the bodies of aristocratic warriors killed during raiding and expeditions against neighbors were possibly repatriated. However, no battlefield mass burial that could be traced to the Iron Age has ever been found in central Italy (D’Ercole, personal communication).

The rate of trauma in Italian Iron Age appears higher when compared to Native American skeletal series, whose incidence of injuries ranges from 2-5% (Hooton, 1930; Snow, 1948; Stewart and Quade, 1969; Morse, 1969; Miles, 1975; Ferguson, 1980; Jurmain, 2001). Higher rates have been found in sites probably connected to episodes of warfare,

massacres (Willey, 1990; Milner et al., 1991; Bridges, 1996) or even cannibalism (White, 1992; Turner, 1993). In Denmark, Bennike (1985) found an incidence of cranial trauma of 46% in the Mesolithic (but only 12 crania were examined), 9.4% in the Neolithic, 4.7% in the Iron Age, 4.3% in the Viking period, and 5.1% in the Middle Ages. For the Neolithic period, Fibiger et al (2013) report that healed injuries were present in 12.6% of a Danish sample (33/261) and 6.8% of a Swedish sample (8/117), while unhealed injuries were present in 4.6% (12/261) and 2.6% (3/117) of the samples, respectively. For Italy, Robb (1997a,b) reports an estimated incidence of cranial trauma of 11.9% in the Neolithic, 2.5% in the Mesolithic, 9.3% in the Bronze Age, and 7.6% in the Iron Age. Overall, the results of this research when compared to cross-cultural samples suggest that the Italian Iron age had a high incidence of cranial trauma. Moreover, in other parts of Europe a decrease in the rate of cranial injuries can be inferred for post-Neolithic times, while the same trend appears not to be present in Italy. However, the number of samples and individuals studied is still too low to make general inferences on diachronic trends in violence during human history. Moreover, the extreme variability in the rate of interpersonal violence due to contingent historical and political factors probably makes such a wide comparison not highly informative. More interesting insights may derive from an analysis of the distribution of injuries by sex, period, and Status Index within the Iron Age sample.

In the Orientalizing-Archaic and Classic period, only males show cranial trauma, either healed or *perimortem*. This makes the rate of cranial trauma in males significantly higher than in females, which is an expected result. In stratified societies, higher rate of violent interactions among males is probably due to the competition over resources that confer status, and the competition is often redirected towards neighboring communities (Boone, 1983, 1986, 1987). This scenario seems compatible with the continuous low-

intensity warfare for which there is evidence for the Orientalizing-Archaic period. Another expectation was that injuries would be more frequent in the individuals with higher status, which were the ones most likely involved in warfare expeditions. Results do not support the expectation, because no pattern emerges when taking into account the Status Index. Robb (1997b) found a higher incidence of skeletal trauma among males at Pontecagnano, and attributed it to interpersonal violence due to the presence of an honor-shame society, rather than to warfare. In an honor-shame code of the 'Mediterranean kind' (Pitt-Rivers, 1977), male honor is based on his capacity to maintain the dignity of his family and the reputation of his women (e.g. fidelity of his wife, chastity of his unmarried sister) from even the smallest offense. This ideology favors inter-male violence (often unjustified) at every level of the society, and is still present in modern times (the 'honor mitigating circumstance' for homicide was erased from the Italian penal code only in 1981). The honor-shame code probably originated in ancient pastoral societies such as the one studied here (Nisbett and Cohen, 1996). For the female sample, Robb hypothesized that male-enforced chaste seclusion and reserved behavior may have reduced the opportunity for injuries (Robb, 1997b). Overall, the honor-shame society model would explain the significant patterning by sex of injury frequency, and the absence of patterning by status. However, most of the Orientalizing-Archaic material is fragmentary, and sample size is probably too low to make this result conclusive; further data collection is needed to untangle the issue.

In the Hellenistic period, a slight increase in the incidence of cranial trauma, although not significant, was observed. Interestingly, this increase is mainly due to the appearance of injuries in the female sample, making the rate of trauma equal in both sexes (9.6% in males and 9.4% in females). The explanation based on status competition and/or honor-shame society may be valid for the pattern observed for the Orientalizing-Archaic and Classic

period, but would not explain the increase in female trauma in Hellenistic times. No historical source or archaeological evidence suggests a change in women's roles with Hellenistic times. Results of this research show a decrease in robusticity respect to Orientalizing-Archaic times, which may be actually an indicator of an even more secluded lifestyle. However, a possible explanation for the increase in violence in the female sample is offered from the analysis of injuries and status.

Although no significant difference is present when taking into account the categories based on the Status Index, individuals buried in chamber tombs show a higher incidence of cranial trauma, both healed and *perimortem*, when compared to individuals buried in other grave typologies. This seems to indicate that in Hellenistic times interpersonal violence was preferentially directed towards the wealthiest segments of the society, regardless of sex. The difference in the rate of injuries between individual buried in chamber versus non-chamber graves is more statistically significant in females than in males. This may indicate that, in the lower social classes, male interpersonal violence was still prevalent. It can be hypothesized that in Hellenistic times, wealthy families were frequently fighting for political and economic supremacy within the state. In earlier chiefdoms power was most likely held by one or few strongly legitimized patrilinear families, and violence was probably directed mainly toward neighboring communities. Hellenistic states saw the rise of the gentilitial system (from *gens*, aristocratic families of the Roman society) in a more complex society, where many lineages acquired ascendance not only on the basis of ancient aristocratic ties, but also for their wealth. The 'democratic' (oligarchic would be more appropriate) nature of the Samnite state may have favored competition among elites to the point of legitimizing the physical elimination of the rival lineages, including women. This theory should be tested through further data collection, but it has some incongruences. In fact, the physical

elimination of male rivals coupled with forced marriage appears to be a more realistic strategy for competing elites. Moreover, throughout history, the families falling into disfavor were usually killed, the survivors sent to exile, their belongings confiscated, and their palaces destroyed. This is not compatible with the presence of monumental chamber tombs with rich grave goods for the families who showed high incidence of trauma. An alternative hypothesis would be that, for cultural reasons, stone chamber tombs were reserved for wealthy people who died of violent deaths. Wealthy members of the society dying for other reasons were possibly buried in large caskets with rich grave goods, a form of burial for which there is ample evidence in the Hellenistic sample.

Overall, the analysis of cranial injuries in both the Orientalizing-Archaic and Hellenistic period produced some interesting patterns, which stimulate speculation. Further research through an expansion of the sample size and a better determination of the nature of funerary treatment (for example, distinguishing simple pits from large pits that can be considered monumental) is needed to verify the results presented here.

8.9 Conclusions

Based on the observed results, and on the discussion above, it is possible to draw the following conclusions:

8.9.1 Stature

- Iron Age samples show an increase in stature compared to earlier Neolithic times, particularly in males. The result is in agreement with the expectations, and suggests an amelioration of the nutritional and infectious environments in the Iron Age. The more marked increase among males may be a signal of a differential access to key nutrients (especially proteins) between sexes.
- In the Orientalizing-Archaic period, males belonging to the highest status category are significantly taller than males belonging to the lowest status category. This result is in agreement with the expectations, and suggests better nutritional and infectious environments for the highest social strata of the population.
- In the Hellenistic period, no difference among categories based on status is evident. This result does not conform to the expectations, and may indicate that the lower classes benefited from a generalized increase in production economy and exchange.
- Females show a more modest increase in stature compared to the Neolithic, and no difference is present among status categories. This result does not conform to the expectations, and various explanations have been proposed. It may indicate that the nutritional and infectious environments of women were similar in rich and in poor households, higher upward mobility in females, or biological and cultural buffers. Further research is needed to test the hypotheses.

8.9.2 Activity levels

- The stressfulness of male activity-dictated mechanical environment did not increase from the Neolithic to the Iron Age. This result does not conform to the expectations and is possibly due to the concomitant effect of two factors with opposite influences on the mechanical environment of Iron Age people: increased labor due to agricultural intensification, and technological improvements making the labor less physically demanding.
- When comparing Orientalizing-Archaic and Hellenistic males, an increase is present in upper limb robusticity in the left side. Moreover, Hellenistic males falling in the lower status category show significantly more robust humeri when compared to Orientalizing-Archaic males falling in the lower status category. This is compatible with the expected diachronic increase in male activity-dictated mechanical environment (especially in low status individuals) due to agricultural intensification.
- In the Orientalizing-Archaic period, a trend of increased mechanical strength with status is present, especially in the right humerus and in the femur. This result does not conform to the expectation of a higher robusticity in the lower social class due to agricultural activities. The trend for the right humerus is probably due to a more frequent involvement in weapon use in the upper social classes, an activity which also strongly influenced humeral asymmetry (see below). The higher mechanical strength of the femur is possibly an indicator of a more active lifestyle overall in the higher social strata of the population, as also indicated by the parameters suggesting a higher level of mobility (see below).
- In the Hellenistic period, no significant difference in humeral and femoral robusticity is present across categories based on status. The expectation that higher status

individuals enjoyed a less demanding lifestyle, while individuals in lower social strata lived in a significantly more stressful mechanical environment is not supported by this study.

- Regardless of their social status, Orientalizing-Archaic females experienced a more stressful mechanical environment than their Neolithic counterparts. This result was not expected, and may be due to an important contribution by women to household production through wool weaving and the processing of secondary pastoral products.

8.9.3 Mobility levels

- In both the Orientalizing-Archaic and the Hellenistic period, males and females show significantly lower CSG parameters related to mobility when compared to the matched-sex Neolithic samples. The result is in agreement with the expectations, and is probably related to a decrease in mobility due to agricultural intensification.
- Within the Iron Age, a decrease in male index of tibial shape between the Orientalizing-Archaic and Hellenistic suggests a further decrease in mobility. The result is in agreement with the expectations, and is probably related to further agricultural intensification.
- When taking into account status, Orientalizing-Archaic males belonging to the lowest status category show lower CSG parameters related to mobility when compared to the highest status category. This result was unexpected and may be due to a more active lifestyle, possibly correlated with weapon training, in Orientalizing-Archaic elites.

8.9.4 Humeral asymmetry

- Both males and females of the Orientalizing-Archaic period show a significant increase in humeral bilateral asymmetry when compared to the matched-sex Neolithic samples. This was an expected result, and it is possibly related to more frequent weapon use in the male sample, and to the cessation of the use of bimanual querns to grind cereal in females.
- A significant decrease in male humeral bilateral asymmetry was detected between the Orientalizing-Archaic and Hellenistic period, indicating that stressful unimanual activities were less common in the latter period. The result is in agreement with the expectations, and is probably due to the passage from an elite army to a conscript army, which made weapon training since a young age less common.

8.9.5 Variability of activities

- The analysis of the coefficient of variation did not reveal any significant difference between periods within sex. This suggests that, contrary to expectations, the rise in sociopolitical complexity from Orientalizing-Archaic to Hellenistic times did not result in a significant increase in the variability of activities performed at a population level.

8.9.6 Military organization

- A significant positive correlation between status and humeral asymmetry is present among Orientalizing Archaic males. When dividing the sample by status categories, individuals falling in the higher status category are significantly more lateralized than the others. This result conforms to the expectations, and is compatible with the presence of an aristocratic army in Orientalizing-Archaic Samnites.

- In the Hellenistic period, no correlation between status and humeral asymmetry is present. Individuals falling in the higher status category show low lateralization, while individuals falling in the lowest status category show some evidence of being more bilaterally asymmetric. This result conforms to the expectations and is compatible with the presence of a conscript army in Hellenistic Samnites.

8.9.7 The role of warfare in the development of sociopolitical complexity

- In the Classic period of the Aterno River Valley, the pattern of distribution of humeral asymmetry by status is similar to the one seen for the Orientalizing-Archaic, suggesting that the aristocratic army was still the type of military organization among Samnites. This would be compatible with the ‘war-makes-states model’. However, the scarcity of grave goods in Classic times makes the association between the Status Index and the actual social status less reliable for this period.
- In the Classic period of the Alfedena necropolis, the pattern of distribution of humeral asymmetry by status is similar to the one seen for the Hellenistic period, suggesting that a conscript army was already present in this Samnite tribe. This would be compatible with the ‘states-make-war’ model. However, the Alfedena sample is drawn from a restricted area of the necropolis, where individuals belonging to the higher social strata were buried. This makes inadvisable the extension of the results obtained for this sample to the whole population.

8.9.7 Cranial trauma

- Cranial trauma does not show significant differences among periods within sex. This result does not conform to the expectation. I expected an increase in the incidence of injuries, especially in males, due to the onset of large scale warfare. It is possible that

most of the conscripts that died in battle were buried in battlefield mass graves, and therefore were not included in the sample.

- In the Orientalizing-Archaic and Classic period the rate of cranial trauma is significantly higher in males. This is an expected result, and is probably due to male competition over resources that confer status.
- In the Orientalizing-Archaic period, no correlation is present between the incidence of cranial injuries and Status Index. I expected the males belonging to the highest status category to show a higher rate of trauma due to raiding expeditions. It is possible that the absence of pattern is due to the presence of an honor-shame society which favored male-male aggression across all the strata of the society.
- In the Hellenistic period, no correlation is present between the incidence of cranial injuries and Status Index. I expected the males belonging to the lowest status category to show a higher rate of trauma due to military conscription. The absence of a higher rate of *perimortem* trauma may be due to the fact that conscripts perished in battle were probably buried close to the battlefield.
- In the Hellenistic period, individuals buried in chamber tombs show a significantly higher incidence of cranial injuries than the rest of the sample. This result was not expected, and may be due to violent competition among *gens* for political control of the state.
- In the Hellenistic period, females show the same incidence of cranial injuries as males. Also, females buried in chamber tombs show a higher rate of trauma than the rest of the sample. This result was not expected, further research is desirable to provide an explanation for the phenomenon.

8.10 Significance of the study and future research directions

This study demonstrates that a joint analysis of skeletal properties and funerary treatment allows for a better understanding of diachronic and synchronic activity patterns in stratified past populations. The study of the Vestini people (a member of the Oscan ethno-linguistic group, generally called ‘Samnites’) not only provided information on the Iron Age of central Italy, but can be used as a first step for the understanding of early stratified societies in general. A series of interesting results need further research in similar Iron Age skeletal series in order to create a comparative framework. Furthermore, different methodologies can be employed to verify and integrate the results presented here. This will determine which results were due to social, historical and environmental contingencies, and which can be ascribed to more universal dynamics of the development of social complexity.

The results obtained for stature, used as a proxy for the nutritional and health environment, may be further verified through isotopic analysis. In particular, given the difference in stature detected here, it would be interesting to determine the difference in diet and protein intake between: 1) the lower social strata and the elites in the Orientalizing-Archaic period; 2) the lower social strata of the Orientalizing-Archaic and of the Hellenistic period; 3) males and females within and between time periods, and status category.

A decrease in mobility with the intensification of agriculture was expected, but the hints that were detected of a higher degree of mobility in Orientalizing-Archaic male elites were surprising. An increase in sample size and further contextual analysis would be necessary to confirm this pattern and attempt for any attempt to explain the reasons for this interesting result, which may be related to warfare activities.

The idea that there was an intensification of agriculture within the Iron Age led to the prediction that there should also be a diachronic increase in skeletal strength within the

lower strata of the population. This study did find some evidence for this phenomenon, but also a surprising increase in female robusticity in the Orientalizing-Archaic. Further research on the skeletal correlates of agricultural intensification is needed, as well as a better understanding of the role of women in the production economy of early stratified societies.

A very interesting result of this study is the pattern of correlation between humeral bilateral asymmetry and the Status Index, which supports the presence of an elite army in the Orientalizing-Archaic, and of a conscript army in the Hellenistic period. Results support the validity of this approach for the understanding of past military organization, and should be further confirmed through a widening of the sample size, and by applying the same research framework to other ancient populations. However, this study could not demonstrate a clear pattern in the Classic period, which is the key period for understanding the possible causal relationship between warfare and state development. Also in this case, enlargement of the sample size and a better understanding of the funerary treatment in the Classic period is advisable.

The analysis of cranial lesions confirmed that trauma was more common among males in the Orientalizing-Archaic and Classic period. The pattern observed for the Hellenistic period – when trauma shows a similar frequency between sexes and a significantly higher frequency among individuals buried in chamber tombs – is surprising and deserves further investigation. A confirmation and a better understanding of this pattern may contribute to the understanding of the level of conflict among elites in early states.

This study inferred the social stratification of Iron Age Samnite people through the analysis of grave goods. The limits of this approach are well known, beginning from the assumption that funerary treatment reflects the role of an individual in the society. In addition, this study used simple grave good categories to calculate the Status Index, and did

not take into account the quality of the items within categories. It is likely that a significant portion of the information on the richness of grave goods has been overlooked. The results obtained here will therefore benefit from a typological assessment of grave goods, and from a refining of the contextual analysis of Iron Age funerary treatment.

Overall, this analysis provided an independent test of theoretical expectations on Iron Age social stratification and military organization. The joint analysis of skeletal properties and grave goods allowed an independent check of the scenario based on historical sources. This study should be considered a first step towards the creation of a larger comparative framework for a better understanding of the skeletal correlates of early social stratification.

LITERATURE CITED

- AAVV, editors. 1999. Picensi Popolo d'Europa. Roma: Editrice De Luca.
- AAVV. 2003. Acts of XXXVI Scientific Meeting. Prehistory and Proto-history in Abruzzo Region. Atti della XXXVI riunione scientifica: preistoria e protostoria dell'Abruzzo: Chieti – Celano.
- Acsadi G, Nemeskeri J. 1970. History of human life span and mortality. Budapest: Akademiai Kiado.
- Angel JL. 1984. Health as a crucial factor in the changes from hunting to developed farming in the eastern Mediterranean. In: Cohen MN, Armelagos GJ, editors. Paleopathology at the Origins of Agriculture. Orlando, FL: Academic Press. pp. 51-73.
- Armelagos J, Brown PJ. 2007. The body as evidence; the body of evidence. In: Steckel RH, Rose JC, editors. The backbone of history – health and nutrition in the western hemisphere. Cambridge: Cambridge University Press. Pp. 593-602.
- Arnold B. 2004. Iron Age Feasting. In: Bogucki P, Crabtree PJ, editors. Ancient Europe 8000 BC – AD 1000 Vol II. New York: Charles Scribner's Sons. P. 179-183.
- Barker G. 1977. Archaeology of Samnite settlement in Molise. *Antiquity* 51:20-24.
- Barker G, Suano M, Clark G, Giorgi J, Webley D. 1996. Iron Age chiefdoms, c. 1000-500 bc. In: Barker G, editor. A Mediterranean valley – landscape archaeology and annales history in the Biferno Valley. Leicester: University of Leicester. Pp. 160-180.
- Bartoloni G. 1988. A few comments on the social position of women in the protohistoric coastal areas of western Italy made on the basis of a study of funerary goods. *Rivista di Antropologia* 66:317-36.
- Bedini A, Bergonzi G, Delpino Fugazzola MA, Parise Bedoni F, Piana AP, von Eles P. 1975. Alfedena (L'Aquila): Scavi del 1974 della necropoli. *Notizie degli Scavi dell'Antichità. Atti Acc Licei*, serie 8, 24:409–481.

- Belcastro MG, Facchini F. 2001. Anthropological and cultural features of a skeletal sample of horsemen from the medieval necropolis of Vicenne-Campochiaro (Molise, Italy). *Collegium Antropol* 25 2: 387-401.
- Bell T, Wilson A, Wickham A. 2002. Tracking the Samnites: Landscape and Communications Routes in the Sangro Valley, Italy. *Am J Archaeol* 106:169-186.
- Bennike P. 1985. *Palaeopathology of Danish Skeletons*. Trondheim, Denmark: Akademisk Forlag.
- Bergonzi G, Von Eles Masi P. 1988. Archeological and anthropological evidence from the Iron Age necropolis at Montericco, Imola (Emilia Romagna, Italy). *Rivista di Antropologia* 66:337-48.
- Bernabei M, Bondioli L, Guidi A. 1995. Social order of Sauromatian nomads. In: Genito B, Moskova MG, editors. *Statistical Analyses of Burial Customs of the Sauromatian Period in Asian Sarmata (6th-4th Centuries BC)*. Napoli: Istituto Universitario Orientale. pp.161-195.
- Bernardini E. 2001. La necropoli di Bazzano. Un settore di tombe Orientalizzanti ed Arcaiche. MA Thesis, Università del'Aquila.
- Bestetti F. 2002. La necropoli di Bazzano – Aq – (VIII-VI Sec a.C.): ricostruzione della struttura demografica e delle condizioni di vita in base all'analisi dei reperti scheletrici. MA Thesis, Università di Bologna.
- Bietti-Sestieri A. 1992. *The Iron Age community of Osteria dell'Osa: a study of sociopolitical development in central Tyrrhenian Italy*. Cambridge: Cambridge University Press.
- Bietti-Sestieri AM, Ruggeri M, Faustoferri A. 2000. *Principi europei dell'età del ferro : Chieti, Museo archeologico nazionale dell'Abruzzo, Villa Comunale, 21 giugno-3 settembre*. Roma : De Luca.
- Bietti-Sestieri AM. 1988. The Mycenaean connection and its impact on central Mediterranean society. *Dialoghi di Archeologia* 1:23-52.

- Binford L. 1971. Mortuary practices: their study and their potential. *Am Antiq* 36:6-29.
- Boatwright MT, Gargola DJ, Talbert RJA. 2004. *The Romans – from village to empire*. New York: Oxford University Press.
- Bogucki P, Crabtree PJ, editors. 2004. *Ancient Europe 8000 BC – AD 1000 Vol II*. New York: Charles Scribner's Sons.
- Bondioli L, Corruccini RS, Macchiarelli R. 1986. Familial segregation in the Iron Age community of Alfedena, Abruzzo, Italy, based on osteodental trait analysis. *Am J Phys Anthropol* 71:393–400.
- Bonte, P. 1981. Ecological and economic factors in the determination of pastoral specialization. *Journal of Asian and African Studies* 16:33-49.
- Boone JL. 1983 Noble Family Structure and Expansionist Warfare in the Late Middle Ages. In: Dyson-Hudson, R Little MA, editors. *Rethinking Human Adaptation: Biological and Cultural Models*. Denver: Westview Press. Pp. 79-96.
- Boone JL. 1986. Parental investment and elite family structure in preindustrial states: a case study of Late Medieval – Early Modern Portuguese genealogies. *Am Anthropol* 88:859-878.
- Boone JL. 1987. Parental Investment, social subordination and oopulation processes among the 15th and 16th Century Portuguese Nobility. In: Betzig L, Borgerhoff-Mulder M, Turke P, editors. *Human Reproductive Behavior: A Darwinian Perspective*. Cambridge: Cambridge University Press. Pp. 201-219.
- Boserup E. 1965. *The conditions of agricultural growth: the economics of agrarian change underpopulation pressure*. London : Allen and Unwin.
- Boserup E. 1975. The impact of population growth on agricultural output. *Quarterly Journal of Agricultural Economics* 89: 257-270.
- Bossen C. 2006. War as practice, power, and processor: a framework for the analysis of war and social structural change. In: T Otto, H Thrane, H Vandkilde (editors). *Warfare and*

- Society. Archaeological and Social Anthropological Perspectives. Aarhus: Aarhus University Press. Pp 89-102.
- Bradley G. 2000. Ancient Umbria. State, culture, and identity in centrally Italy from the Iron Age to the Augustan era. Oxford: Oxford University Press.
- Bridges PS, Blitz JH, Solano MC. 2000. Changes in long bone diaphyseal strength with horticultural intensification in westcentral Illinois. *Am J Phys Anthropol* 112:217–238.
- Bridges PS. 1989. Changes in activities with the shift to agriculture in the southeastern United States. *Curr Anthropol* 30:385–394.
- Bridges PS. 1996. Warfare and mortality at Koger’s Island, Alabama. *Int J Osteoarchaeol* 6:66–75.
- Brock SL, Ruff CB. 1988. Diachronic patterns of change in structural properties of the femur in the prehistoric American Southwest. *Am J Phys Anthropol* 75:113-127.
- Brookfield HC. 1984. Intensification revisited. *Pacific Viewpoint* 25:15-44.
- Brown JA. 1995. On mortuary analysis—with special reference to the Saxe-Binford research program. In: LA Beck, editor. *Regional approaches to mortuary analysis*. New York: Plenum Press. p 3–26.
- Bruzek J. 2002. A method for visual determination of sex using the human hip bone. *Am J Phys Anthropol* 117:157–168.
- Brumfiel EM. 1987. *Specialization, exchange, and complex societies*. Cambridge: Cambridge University Press.
- Brumfiel E. 1992. Distinguished Lecture in Archaeology: Breaking and Entering the Ecosystem - Gender, Class, and Faction Steal the Show. *Am Anthropol* 94:551–567.
- Brumfiel E. 1994. *The Economic Anthropology of the State*. Lanham: University Press of America.
- Buikstra JE, Ubelaker DH (editors). 1994. *Standards for Data Collection from Human Skeletal Remains*. Fayetteville: Arkansas Archaeological Survey Research Series No 44.

- Burr DB, Robling AG, Turner CH. 2002. Effects of biomechanical stress on bones in animals. *Bone* 30:781–786.
- Calderini A, Neri S, Ruggeri M. 2007. L'iscrizione sul "Guerriero di Capestrano". In: Ruggeri M, editor. *Guerrieri e re dell'Abruzzo antico*. Pescara: Carsa Edizioni. Pp. 46-48.
- Campanelli A, Faustoferri A. 2001. *I luoghi degli dei. Sacro e natura nell'Abruzzo italico*. Pescara: Carsa Edizioni.
- Carman J, Harding A. 1999. *Ancient warfare: archaeological perspectives*. Trowbridge: Sutton publishing.
- Carneiro R. 1970. A theory on the origin of the state. *Science* 169:733-738.
- Carneiro R. 1981. The Chiefdom: precursor of the State. In: Jones GD, Kautz RR, editors. *The transition to statehood in the New World*. Cambridge: Cambridge University Press.
- Cassidy CM. 1984. Skeletal evidence for prehistoric subsistence adaptation in the central Ohio River valley. In: Cohen MN, Armelagos GJ, editors. *Paleopathology at the Origins of Agriculture*. Orlando, FL: Academic Press. pp. 307-345.
- Cavelaars AE, Kunst AE, Geurts JJ, Crialesi R, Grotvedt L, et al. 2000. Persistent variations in average height between countries and between socio-economic groups: an overview of 10 European countries. *Ann Hum Biol* 27: 407–421
- Chang C, Koster HA. 1986. Beyond bones: towards and archaeology of pastoralism. *Advances in Archeological Method and Theory* 9:97-146.
- Churchill SE, Formicola V, Holliday TW, Holt B, Schumann BA. 2000. The Upper Paleolithic population of Europe in an evolutionary perspective. In: Roebroeks W, Mussi M, Svoboda J, Fennema K, editors. *Hunters of the golden age—the midupper Palaeolithic of Eurasia 30,000–20,000 bp*. Leiden: University of Leiden.
- Churchill SE, Weaver AH, Niewoehner WA. 1996. Late Pleistocene human technological and subsistence behavior: functional interpretations of upper limb morphology. *Quaternaria Nova* 6:413-447.

- Churchill SE. 1994. Human upper body evolution in the Eurasian Later Pleistocene. Ph.D. dissertation, University of New Mexico.
- Claessen HJM, Oosten JG. 1996. Ideology and formation of early states. Leiden: Brill.
- Claessen HJM, Skalnik P. 1978. The Early State. The Hague: Mouton.
- Claessen HJM. 2000. Structural change; evolution and evolutionism in cultural anthropology. Leiden: SNWS Publications.
- Claessen HJM. 2002. Was the state inevitable? *Social Evolution and History* 1:101-117.
- Claessen HJM. 2006. War and state formation: what is the connection? In: T Otto, H Thrane, H Vandkilde (editors). *Warfare and Society. Archaeological and Social Anthropological Perspectives*. Aarhus: Aarhus University Press. Pp 217-226.
- Claessen HJM. 2008. Before The Early State and After: An Introduction. *Social Evolution & History* 7:4–18
- Claessen HJM. 2010. On Early States – Structure, Development, and Fall. *Social Evolution & History*: 9:3-51.
- Clemente G. 1990. Dal territorio della città all'egemonia in Italia. *Storia di Roma* 2.1:19-38.
- Clementi A (editor). 2007. *I campi aperti di Peltuinum*. L'Aquila: Edizioni Libreria Colacchi.
- Cohen MN. 1977. *The Food Crisis in Prehistory: Overpopulation and the Origins of Agriculture*. New Haven, CT: Yale University Press.
- Cohen MN. 1989. *Health and the Rise of Civilization*. New Haven, CT: Yale University Press.
- Cohen MN, Armelagos GJ. 1984. *Paleopathology at the origins of agriculture*. Orlando, FL: Academic Press.
- Cohen MN, Crane-Kramer MM. 2007. Editor's summation. In: Cohen MN, Crane-Kramer MM, editors. *Ancient Health - skeletal indicators of agricultural and economic intensification*. Gainesville: University of Florida Press.

- Cohen R. 1984. Warfare and state formation: wars make states and states make wars. In: Ferguson RB, editor. *Warfare, Culture, and Environment*. Orlando: Academic Press.
- Collis J. 1984. *The European Iron Age*. New York: Routledge.
- Cook DC. 1984. Subsistence and health in the lower Illinois Valley: osteological evidence. In: Cohen MN, Armelagos GJ, editors. *Paleopathology at the Origins of Agriculture*. Orlando, FL: Academic Press. pp. 237-269.
- Copersino MR, D'Ercole V (editors). 2003. *La necropoli di Fossa. L'età ellenistico-romana*. Pescara: Carsa Edizioni.
- Coppa A, Macchiarelli R, Salvadei L. 1981. Craniologia della popolazione dell'età del Ferro di Alfedena (Abruzzo, Area Medio-Adriatica). *Riv Antropol* 61:275–290.
- Coppa A, Cucina A, Lucci M, Mancinelli D, Vargiu R. 2007. Origins and spread of agriculture in Italy: a nonmetric dental analysis. *Am J Phys Anthropol* 133:918-930.
- Cosentino S, D'Ercole V, Mieli G (editors). 2001 *La necropoli di Fossa. Le testimonianze più antiche*. Pescara: Carsa Edizioni.
- Costin C. 1991. Craft specialization: issues in defining, documenting, and explaining the organization of production. In: Schiffer MB, editor. *Archaeological Method and Theory*, vol 3. Tucson: The University of Arizona Press. Pp. 1-56.
- Costin C, Wright R. 1998. *Craft and Social Identity*. Washington: American Anthropological Association.
- Costin C. 2001. Craft Production Systems. In: Feinman GM, Price TD, editors. *Archaeology at the Millennium: A Sourcebook*. New York: Kluwer Academic. Pp. 273-314.
- Cucina A, Coppa A, Mancinelli D. 1996. Stress impact in central Italy during the Iron Age: The evidence of linear enamel hypoplasias. *Dent Anthropol Newsl* 10:6–9.
- Cucina A, Coppa A, Mancinelli D. 1998a. Stress and mortality in protohistoric samples from Central Italy. *Sci Technol Cult Heritage* 7:95–100.

- Cucina A, Coppa A, Mancinelli D. 2000. Life span and physiological perturbations: Assessment of demographic parameters and linear enamel hypoplasia in past populations. *Homo* 51:56–67.
- Cucina A, Mancinelli D, Coppa A. 1998b. Demography, nutrition and stress in the Italian peninsula from the Copper Age to the Roman Imperial Age. *Riv Antropol (Roma) Suppl* 76:135–138.
- Cunliffe B. 1994. *The Oxford illustrated Prehistory of Europe*. New York: Oxford University Press.
- Cunliffe B. 2008. *Europe between the oceans. 9000 BC – AD 1000*. New Haven: Yale University Press.
- Cuozzo M. 2003. Reinventando la tradizione – Immaginario sociale, ideologie e rappresentazione nelle necropoli orientalizzanti di Pontecagnano. Paestum: Pandemos.
- Cusella V. 1998. *La necropoli vestina di Bazzano. La fase Ellenistica*. MA Thesis, Università dell'Aquila.
- D'Agostino, B. 1974. Il mondo periferico della Magna Grecia. In: D'Agostino B, Arias PE, Colonna G, editors. *Popoli e civiltà dell'Italia antica*. Roma: Biblioteca di Storia Patria. p. 177-272.
- D'Andrea Andrea. 2006. *Documentazione archeologica, standard e trattamento informatico*. Napoli: Archaeolingua.
- D'Ercole V. 1989. L'Abruzzo preromano: un bilancio sommario sulle attuali conoscenze storico-archeologiche. In: Capasso L, D'Ercole V, editors. *Modelli biologici e modelli tecnologici nell'Abruzzo preromano*. Teramo: Museo Archeologico di Campli. Pp. 13-16.
- D'Ercole V, Benelli E (editors). 2004. *La necropoli di Fossa. I corredi Orientalizzanti e Arcaici*. Pescara: Carsa Edizioni.
- D'Ercole V, Cella E. 2007. Il Guerriero di Capestrano. In: Ruggeri M, editor. *Guerrieri e re dell'Abruzzo antico*. Pescara: Carsa Edizioni. Pp. 32-46.

- D'Ercole V, Cella E. 2007b. Le ultime indagini archeologiche a Castrano. In: Clementi A (editor). I campi aperti di Peltuinum. L'Aquila: Edizioni Libreria Colacchi. Pp. 123-133.
- D'Ercole V, Cosentino S, Mieli G. 2003a. Alcune riflessioni sulle necropoli protostoriche dell'Abruzzo interno appenninico: il caso di Bazzano a L'Aquila. In: Atti della XXXVI Riunione Scientifica. Firenze: Istituto Italiano di Preistoria e Protostoria. pp. 533-547.
- D'Ercole V, Faustoferri A, Ruggeri M. 2003b. L'età del Ferro in Abruzzo. In: Piccione M (editor). Atti della XXXVI riunione scientifica: preistoria e protostoria dell'Abruzzo: Chieti – Celano. Pisa: Pacini Editore. Pp 451-486.
- D'Ercole V, Martellone A. 2004. Il principe di Bazzano. Costumi funerari a L'Aquila nel I millennio a.C. L'Aquila: GTE.
- D'Ercole V, Martellone A. 2007. Peltuinum e il territorio vestino prima di Roma. In: Clementi A (editor). I campi aperti di Peltuinum. L'Aquila: Edizioni Libreria Colacchi. Pp. 17-39.
- D'Ercole V, Martellone A. 2007b. Nuove scoperte archeologiche nel territorio peltuinato. In: Clementi A (editor). I campi aperti di Peltuinum. L'Aquila: Edizioni Libreria Colacchi. Pp. 567-584.
- D'Ercole V, Martellone A. 2009. Letti funerari in osso dall'Abruzzo alla luce delle ultime acquisizioni. Simboli delle aristocrazie italiche. In: Sapelli Ragni, editor. Tra luce e tenebre – letti funerari in osso da Lazio e Abruzzo. Milano: Mondadori Electa.
- D'Ercole V. 1990. Dalle “società rette da capi” alle monarchie ereditarie e alle repubbliche dell'Età del Ferro: la nascita dello stato. In: D'Ercole V, Papi R, Grossi G. Antica Terra d'Abruzzo, dalle origini alla nascita delle repubbliche italiche vol. 1. L'Aquila: Editoriale Abruzzese. pp. 65-106.
- Devoto G. 1951. Gli Antichi Italici, 2nd ed. Florence: Vallecchi.
- Dolciotti A, Scardazza C. 2007. L'ombelico d'Italia. Popolazioni preromane dell'Italia centrale. Atti del convegno (Roma, 17 maggio 2005). Rome: Gangemi Editore.

- Douglas MT, Pietrusewsky M. 2007. Biological consequences of sedentism and agricultural intensification in northeast Thailand. In: Cohen MN, Crane-Kramer G, editors. *Ancient health: skeletal indicators of agricultural and economic intensification* (Bioarchaeological Interpretations of the Human Past: Local, Regional, and Global Perspectives). Gainesville: University of Florida Press. Pp.300-319.
- Down D. 1976. The use and misuse of the coefficient of variation in analyzing geographic variation in birds. *The Journal of the Royal Australasian Ornithologists' Union* 76:25-29.
- Drennan RD, Peterson CE. 2006. Patterned variation in prehistoric chiefdoms. *Proceedings of the National Academy of Sciences* 103:3960-3967.
- Drews R. 1993. *The End of the Bronze Age: Changes in Warfare and the Catastrophe ca. 1200 B.C.* Princeton: Princeton University Press.
- Dumézil G. 1958 [translation: Lindow J, 1973]. *The Rígsþula and Indo-European Social Structure*. In: Haugen E, editor. *Gods of the Ancient Northmen*. Berkeley: University of California Press.
- Earle T. 1991. *Chiefdoms: Power, Economy, and Ideology*. Cambridge: Cambridge University Press.
- Earle T. 1997. *How chiefs come to power. The political economy in prehistory*. Stanford: Stanford University Press.
- Ehrenberg M. 1989. *Women in Prehistory*. Norman: University of Oklahoma Press.
- Esposito C. 2006. *La necropoli di Bazzano a L'Aquila. Studio di un gruppo di sepolture di età Ellenistico-Romana*. MA Thesis, Università dell'Aquila.
- Evans FG. 1953. Methods of studying the biomechanical significance of bone form. *Am J Phys Anthropol* 11:413-436.
- Feinman GM. 2008. Variability in states: comparative frameworks. *Social Evolution & History* 7:54-66.

- Ferguson C. 1980. Analysis of skeletal remains. In: Cordell LS, editor. Tijeras Canyon: analysis of the past. Albuquerque: University of New Mexico. p 121–148.
- Ferguson RB, Whitehead N, editors. 2000. War in the tribal zone: expanding states and indigenous warfare. Santa Fe: School of American Research Press.
- Fibiger L, Ahlström T, Bennike P, Schulting RJ. 2013. Patterns of violence-related skull trauma in Neolithic southern Scandinavia. *Am J Phys Anthropol* 150:190–202.
- Fogel RW, Engerman SL, Floud R. 1983. Secular changes in American and British stature and nutrition. *J Interdiscip Hist* 14(2):445-481.
- Formicola V, Giannecchini M. 1999. Evolutionary trends of stature in upper Paleolithic and Mesolithic Europe. *J Hum Evol* 36:319-333.
- Frondoni A. 2004. San Paragorio e l'insediamento di Noli prima del Mille. In: Bandini F, Darchi M, editors. *La Repubblica di Noli. Quaderni dell'Istituto di Storia e Cultura Medievale* 3. Firenze: All'Insegna del Giglio.
- Gabba E, Pasquinucci M. 1979. Strutture agrarie e allevamento transumante nell'Italia Romana (III-I sec a.C.). Pisa: Giardini.
- Giddens A. 1985a. The constitution of society: outline of the theory of structuration. Cambridge: Polity Press.
- Giddens A. 1985b. The Nation-State and violence. Cambridge: Polity Press.
- Gledhill J. 1988. Introduction: the comparative analysis of social and political transitions. In: Gledhill J, Bender B, Larsen MT, editors. *State and society – the emergence and the development of social hierarchy and political centralization*. London: Unwin Hyman Ltd. Pp. 1-26.
- Goodman AH. 1993. On the interpretation of health from skeletal remains. *Curr Anthropol* 34:281-288.
- Goodman AH, Martin DL. 2002. Reconstructing health profiles from skeletal remains. In: Steckel RH, Rose JC, editors. *The backbone of history – health and nutrition in the western hemisphere*. Cambridge: Cambridge University Press. Pp. 11-60.

- Grassi B. 2003. Alcune considerazioni sulla presenza e la circolazione del vasellame in bronzo in Abruzzo nell'Età del Ferro. In: Piccione M (editor). Atti della XXXVI riunione scientifica: preistoria e protostoria dell'Abruzzo: Chieti – Celano. Pisa: Pacini Editore. Pp. 549-562.
- Grine FE, Jungers WL, Tobias PV, Pearson OM. 1995. Fossil Homo femur from Berg Aukas, northern Namibia. *Am J Phys Anthropol* 26:67–78.
- Grossi G. 1990. Nascita delle repubbliche safine nel V-IV secolo A.C. In: D'Ercole V, Papi R, Grossi G. *Antica Terra d'Abruzzo, dalle origini alla nascita delle repubbliche italiane* vol. 1. L'Aquila: Editoriale Abruzzese. pp.283-311.
- Gubbiotti E. 2001. La necropoli vestina di Bazzano (L'Aquila). La fase Ellenistica – II° Lotto. MA Thesis, Università dell'Aquila.
- Guidi A, Piperno M. 1992. *Italia Preistorica*. Roma: Laterza.
- Guidi A. 2000. *Preistoria della complessità sociale*. Bari: Laterza.
- Guilaine, J. and Zammit, J. 2005. *The Origins of war*. Oxford: Blackwell Publishing.
- Haas J. 1982. *The Evolution of the Prehistoric State*. New York: Columbia University Press.
- Haas J. 1990. *The Anthropology of War*. Cambridge: Cambridge University Press.
- Haas J. 2001. Warfare and the evolution of culture. In: Feinman GM, Price TD, editors. *Archaeology at the Millennium*. New York: Springer. pp. 329-344.
- Hall TD. 2000. World-Systems analysis: a small sample from a large universe. In: Hall TD, editor. *A World-Systems Reader*. Lanham, MD: Rowman and Littlefield. Pp. 3–27.
- Hallgrímsson B, Hall BK. 2005. *Variation: a central concept in biology*. New York: Academic Press.
- Hallpike CR. 1987. *The principles of social evolution*. Oxford: Clarendon Press.
- Hammond JA. 1959. *A history of Greece to 322 BC*. Oxford: Oxford University Press.

- Hanson VD. 1989. *The Western Way of War: Infantry Battle in Classical Greece*. New York: Alfred A. Knopf.
- Härke H. 1997. The nature of burial data. In: Jensen CK, Nielsen KH, editors. *Burial and society – the chronological and social analysis of archaeological burial data*. Aarhus, DK: Aarhus University Press. Pp. 19-27.
- Haselgrove C. 1999. The Iron Age. In: Hunter JR, Ralston I, editors. *The archaeology of Britain: an introduction from the Upper Paleolithic to the Industrial Revolution*. London: Routledge. Pp. 113-134.
- Hatch JW, Willey PS, Hunt EE. 1983. Indicators of status-related stress in Dallas society: transverse linear and cortical thickness in long bones. *Midcont J Archaeol* 8:49-71.
- Hayden B. 2001. Richman, poorman, beggarman, chief: the dynamics of social inequality. In: Feinman GM, Price TD, editors. *Archaeology at the millennium – a sourcebook*. New York: Springer. pp.231-266.
- Henrich J, Boyd R. 2008. Division of labor, economic specialization, and the evolution of social stratification. *Current Anthropology* 49:715-724.
- Hodder I. 1980. Social structures and cemeteries: a critical appraisal. In: Rahtz P, Dickinson T, Eatts, L, editors. *Anglo-Saxon cemeteries 1979: the fourth Anglo-Saxon symposium at Oxford*. Oxford: BAR British Series. Pp. 161-169.
- Hodder I. 1982. The identification and interpretation of ranking in prehistory: a contextual approach. In: Renfrew C, Shennan S, editors. *Ranking, resource, and exchange*. Cambridge: Cambridge University Press. Pp. 150-154.
- Hodos T. 2006. *Local responses to colonization in the Iron Age Mediterranean*. London: Routledge.
- Holt BM. 1999. *Mobility in Upper Paleolithic and Mesolithic Europe: biomechanical evidence from the lower limb*. PhD Dissertation, University of Missouri.
- Holt BM, Mussi M, Churchill SE, Formicola V. 2000. Biological and cultural trends in Upper Palaeolithic Europe. *Riv Antropol* 78:179–182.

- Holt BM. 2003. Mobility in Upper Paleolithic and Mesolithic Europe: evidence from the lower limb. *Am J Phys Anthropol* 122:200-215.
- Holt BM, Formicola V. 2008. Hunters of the Ice Age: the biology of Upper Paleolithic people. *Yearbook of Physical Anthropology* 51:70–99.
- Hooton EA. 1930. *The Indians of Pecos Pueblo*. New Haven: Yale University Press.
- Humbert M. 1978. *Municipium et civitas sine suffragium. L'organisation de la conquete jusqu'a la guerre sociale*. Rome: Collection de l'Ecole Francaise de Rome.
- Humphreys SC. 1980. Death and Time. In: Humphreys SC, King H, editors. *Mortality and Immortality: The Anthropology and Archaeology of Death*. London: Academic Press. Pp. 261-283.
- Jacobs K. 1985. Returning to Oleni'ostrov: social, economic, and skeletal dimensions of a boreal forest Mesolithic cemetery. *J Anthropol Archaeol* 14:359-403.
- Jurmain R 2001. Paleoepidemiological patterns of trauma in a prehistoric population from central California. *Am J Phys Anthropol* 115:13–23.
- Jurmain R, Alves Cardoso F, Henderson C, Villotte S. 2012. Bioarchaeology's Holy Grail: The reconstruction of activity. In: Grauer AL, editor. *A Companion to Paleopathology*. New York: Wiley-Blackell. pp. 531-552.
- Kahrstedt U. 1938. Eine historische Betrachtung zu einem prahistorischen Problem. *Praehistorische Zeitschrift* 28-29: 401-405.
- Kanz F, Grossschmidt K. 2006. Head injuries of Roman gladiators. *Forensic Sci Int* 160:207–216.
- Kaufman MH, Whitaker D, McTavish J. 1997. Differential diagnosis of holes in the calvarium: application of modern clinical data to palaeopathology, *J Archaeol Sci* 24:193– 218.
- Keegan J. 1993. *A history of warfare*. London: Pimlico.

- Keeley, L. H. 1996. *War before Civilization: The Myth of the Peaceful Savage*. Oxford: Oxford University Press.
- Kelly, R. C. 2000. *Warless Societies and the Origin of War*. Ann Arbor, MI: University of Michigan Press.
- Kennedy KAR. 1984. Growth, nutrition, and pathology in changing paleodemographic settings in South Asia. In: Cohen MN, Armelagos GJ, editors. *Paleopathology at the Origins of Agriculture*. Orlando, FL: Academic Press. pp.169-192.
- Keppie L. 1984. *The making of the Roman army*. London: Batsford.
- Kimmerle EH, Baraybar JP. 2008. *Skeletal trauma*. London: CRC Press.
- Komlos J. 2009. Recent Trends in Height by Gender and Ethnicity in the US in Relation to Levels of Income. NBER Working Paper.
- Kossack G. 1974. Prunkgraber: Bemerkungen zu Eigenschaften und Aussagewert. In: Kossack G, Ulbert G, editors. *Studien zur vor- und fruhgeschichtlichen Archdologie*, VoL 1. Munich:Beck. Pp. 3-33.
- Kristiansen K. 1987. From stone to bronze: the evolution of social complexity in Northern Europe, 2300–1200 BC. In: Brumfield M, Earle TK, editors. *Specialization, Exchange and Complex Societies*. Cambridge: Cambridge University Press. pp. 30–51.
- Kristiansen K. 1993. Chieftdom, states, and systems of social evolution. In: Earle T, editor. *Chieftdoms: power, economy, and ideology*. Cambridge: Cambridge University Press. Pp.16-43.
- Kristiansen K. 1998. Chieftdom, states, and systems of social evolution. In: Kristiansen K, Rowlands M, editors. *Social transformations in archaeology – global and local perspectives*. New York: Routledge. Pp. 236-259.
- Kristiansen K. 1999. The emergence of warrior aristocracies in later European prehistory and their long-term history. In: Carman J, Harding A, editors. *Ancient warfare: archaeological perspectives*. Trowbridge: Sutton publishing. Pp. 175-189.

- Kristiansen K. 2012. The Bronze Age expansion of Indo-European languages an archaeological model. In: Prescott C, Glørstad H, editors. *Becoming European*. Oxford: Oxbow Books. Pp. 165-181.
- Kristiansen K, Rowlands M, editors. 1998. *Social transformations in archaeology – global and local perspectives*. New York: Routledge.
- Kruta V. 2004. *I Celti e il Mediterraneo*. Milano: Jaca Book.
- Kues AB. 2010. Taller - Healthier - more equal? The biological standard of living in Switzerland in the second half of the 20th century. *Econ Hum Biol* 8: 67–79. doi: 10.1086/589524
- Langdon S. 2005. Views of wealth, a wealth of views: grave goods in Iron Age Attica. In: Lyons D, Westbrook R, editors. *Women and Property in Ancient Near Eastern and Mediterranean Societies*. Harvard: Center for Hellenic Studies. Pp. 1-27.
- La Regina A. 1968. Ricerche sugli insediamenti vestini. *Atti della Accademia nazionale dei Lincei* 8(13). Roma: Accademia Nazionale dei Lincei.
- La Regina A. 1989. I Sanniti. In: Pugliese Carratelli G, editor. *Italia Omnium Terrarum Parens*. Torino:UTET.
- La Terra L. 2007. Un nucleo di sepolture della necropoli vestina di Bazzano (AQ). Tombe di VIII-VI secolo a.C. MA Thesis, Università di Milano.
- Larsen CS. 1982. The Anthropology of St. Catherines Island. 3: Prehistoric Human Biological Adaptation. *Anthropol Pap Am Mus Nat Hist* 57(3).
- Larsen CS. 1984. Health and disease in prehistoric Georgia: the transition to agriculture. In: Cohen MN, Armelagos GJ, editors. *Paleopathology at the Origins of Agriculture*. Orlando, FL: Academic Press. pp. 367-392.
- Larsen CS. 1995. Biological changes in human populations with agriculture. *Ann Rev Anthropol* 24:185-213.
- Larsen CS. 1997. *Bioarchaeology*. Cambridge: University Press.

- Larsen CS, Ruff CB. 1994. The stresses of conquest in Spanish Florida: structural adaptation and change before and after contact. In: Larsen CS, Milner GR, editors. *In the wake of contact: biological responses to conquest*. New York: Wiley-Liss. pp. 21-34.
- Lazenby RA. 1990. Continuing periosteal apposition II: the significance of peak bone mass, strain equilibrium, and age-related activity differentials for mechanical compensation in human tubular bones. *Am J Phys Anthropol* 82:473-484.
- Lepore E. 1989. *Origini e strutture della Campania antica*. Bologna.
- Lepore E. 1992. Le strutture economiche e sociali. In AA.VV. *La Campania fra il VI e il III secolo a.C.* Galatina. pp. 175-186.
- Lewis HS. 1974. *Leaders and followers: some anthropological perspectives*. Reading: Addison-Wesley.
- Lewis JE. 2008. Identifying sword marks on bone: criteria for distinguishing between cut marks made by different classes of bladed weapons. *J Archaeol Sci* 35:2001-2008.
- Lewontin RC. 1966. On the measurement of relative variability. *Systematic Zoology* 15: 141-142.
- Liverani M. 1987. The collapse of the Near Eastern regional system at the end of the Bronze Age: the case of Syria. In: Rowlands M, Larsen MT, Kristiansen K (editors). *Centre and Periphery in the Ancient World*. Cambridge: Cambridge University Press. P. 66-73.
- Lloyd JA, Barker G, Clark G, Webley D. 1996. Pentri, Frentani, and the beginnings of urbanization (c. 500-80 BC). In: Barker G, editor. *A Mediterranean valley – landscape archaeology and *Annales* history in the Biferno Valley*. Leicester: University of Leicester. Pp. 181-212.
- Lloyd JA, Lock G, Christie N. 1997. From the mountain to the plain: Landscape evolution in Abruzzo. An interim report of The Sangro Valley Project [1994-1995]. *Papers of the British School at Rome* 65:1-57.
- Lloyd JA, Faustoferri A. 1998. Monte Pallano: a Samnite fortified centre and its hinterland. *J Rom Archaeol* 9:5-22.

- Lovejoy CO, Burstein H, Heiple K. 1976. The biomechanical analysis of bone strength: a method and its application to Platycnemia. *Am J Phys Anthropol* 44:489-506.
- Luckas JR, Joshi MR, Makhija PG. 1983. Crown dimensions of deciduous teeth of prehistoric and living populations of western India. *Am J Phys Anthropol* 61:383-387.
- Lynch AJ, Rowland CA. 2005. The history of grinding. Littleton: Society for Mining Metallurgy & Exploration.
- Macchiarelli R, Salvadei L, Dazzi M. 1981. Paleotraumatologia cranio-celebrale nella comunità protostorica di Alfedena (VI-V sec. a.C., area medio-adriatica). *Antropol Contemp* 4:239-243.
- Macintosh AA, Davies TG, Ryan TM, Shaw CN, Stock JT. 2013. Periosteal versus true Cross-Sectional Geometry: a comparison along humeral, femoral, and tibial diaphysis. *Am J Phys Anthropol* 150:442-452.
- Meiklejohn C, Schentag C, Venema A, Key P. 1984. Socioeconomic change and patterns of pathology and variation in the Mesolithic and Neolithic of western Europe: some suggestions. In: Cohen MN, Armelagos GJ, editors. *Paleopathology at the Origins of Agriculture*. Orlando, FL: Academic Press. pp. 75-100.
- Maggi R. 1997. The radiocarbon chronology. In: Maggi R, editor. *Arene Candide: a functional and environmental assessment of the Holocene sequence (excavations Bernabò Brea-Cardini 1940-50)*. *Mem Ist Ital Paleont Um* 5:31-52.
- Mann M. 1986. The sources of social power. Vol I. A history of power from the beginning to AD 1760. Cambridge: Cambridge University Press.
- Markantonatos MJ. 1998. Women's roles in Iron Age Basilicata, south Italy. In: Whitehouse RD, editor. *Gender and Italian archaeology: challenging the stereotypes*. Accordia Specialist Studies on Italy No. 7. London: Accordia Research Institute.
- Marchi D, Sparacello VS, Holt BM, Formicola V. 2006. Biomechanical approach to the reconstruction of activity patterns in Neolithic Western Liguria, Italy. *Am J Phys Anthropol* 131:447-455.

- Marchi D, Shaw CN. 2011. Variation in fibular robusticity reflects variation in mobility patterns. *J Hum Evol* 61:609-616.
- Marchi D, Sparacello VS, Shaw CN. 2011. Mobility and lower limb robusticity of a pastoralist Neolithic population from North-Western Italy. Book Chapter in: *Human bioarchaeology of the Transition to Agriculture*. Editors: Ron Pinhasi, Jay Stock. New York: John Wiley & Sons, Ltd.
- Marchi D. 2008. Relationships between lower limb cross-sectional geometry and mobility: The case of a Neolithic sample from Italy. *Am J Phys Anthropol* 137:188-200.
- Mariani L. 1901. Aufidena – ricerche archeologiche e storiche del Sannio settentrionale. Roma: Acc Naz Dei Lincei.
- Marinetti A. 1985. Le iscrizioni sudpicene. Firenze: Olschki.
- Marino JA. 1992. L'economia pastorale nel regno di Napoli. Napoli: Guida Editore.
- Martin R, Saller K. 1957. *Lehrbuch der anthropologie* 3rd edn. Stuttgart: Gustav Fischer.
- Martuscelli E. 2003. La fibra naturale che ha segnato la storia di popoli e nazioni. L'arte della lana dalla preistoria alla rivoluzione industriale. Roma: CNR_Servizio Pubblicazioni.
- Melandri G. 2005. Un esempio di aggregazione spaziale nella necropoli vestina di Bazzano (AQ). MA Thesis, Università di Milano.
- Melandri G. 2010. L'Età del Ferro a Capua. PhD Dissertation, University "Sapienza" in Rome. <http://padis.uniroma1.it/bitstream/10805/969/7/text.pdf>
- Meyer C, Nicklisch N, Held P, Fritsch B, Alt KW. 2011. Tracing patterns of activity in the human skeleton: An overview of methods, problems, and limits of interpretation. *J Comp Hum Biol* 62:202–217.
- Miles JS. 1975. Orthopedic problems of the Wetherill Mesa population, Mesa Verde National Park, Colorado. Washington, DC: US Department of the Interior, National Park Service.

- Milner GR, Anderson E, Smith VG. 1991. Warfare in late prehistoric west-central Illinois. *Am Antiq* 56:581–603.
- Morris I. 1992. *Death-ritual and social structure in classical antiquity*. Cambridge: Cambridge University Press.
- Morrison KD. 1994. The Intensification of Production: Archaeological Approaches. *J Archaeol Met Theor* 2:111-159.
- Morse D. 1969. *Ancient diseases in the Midwest*. Springfield: Illinois State Museum, Reports of Investigations, no 15.
- Morter J, Robb J. 1998. Space, gender, and architecture in the southern Italian Neolithic. In: Whitehouse R, editor. *Gender and Italian archaeology: Challenging the stereotypes*. London: Accordia Research Center. pp. 83–94.
- Mussi M, Bolduc P, Cinq-Mars J. 2000. Echoes from the Mammoth Steppe. In W Roebroeks, M Mussi, J Svoboda, K Fennema (editors). *Hunters of the Golden Age: the Mid Upper Palaeolithic of Eurasia*. Leiden: Leiden University Press.
- Nagurka ML, Hayes WC. 1980. An interactive graphics package for calculating cross-sectional properties of complex shapes. *J Biomech* 13:59–64.
- Napolitano S. 2012. *Testimonianze sulla frequentazione del territorio vestino. Il caso delle necropoli di Barisciano and San Pio delle Camere (AQ)*. MA Thesis, Università di Napoli “L’Orientale”.
- Nickens PRO 1976. Stature reduction as an adaptive response to food production in Mesoamerica. *J. Archaeol. Sci.* 3:31-41.
- O’Shea J. 1981. Social Configurations and the Archeological Study of Mortuary Practices: A Case study. In: Chapman R, Kinnes I, Ransborg K, editors. *Archeology of Death*. New York: Cambridge University Press. pp.63-88.
- O’Shea JM. 1984. *Mortuary variability*. New York: Academic Press.
- Oakley SP. 1995. *The hill forts of the Samnites*. Archaeological Monographs of the British School at Rome. London: British School at Rome.

- Ogilvie MD, Hilton CE. 2011. Cross-sectional geometry in the humeri of foragers and farmers from the prehispanic American Southwest: exploring patterns in the sexual division of labor. *Am J Phys Anthropol* 144:11-21.
- Oppenheimer F. 1999. *The state*. New York: Transaction Publisher.
- Ostman R. 2004. Etruscan Italy. In: Bogucki P, Crabtree PJ, editors. *Ancient Europe 8000 BC – AD 1000 Vol II*. New York: Charles Scribner's Sons. P. 260-268.
- Otterbein KF. 1970. *The evolution of war: a cross-cultural study*. New Haven: Human Relations Area files Press.
- Otterbein KF. 2004. *How war began*. College Station: Texas A&M University Press.
- Paine R, Mancinelli D, Ruggieri M, Coppa A. 2007. Cranial Trauma in Iron Age Samnite Agriculturists, Alfedena, Italy: Implications for Biocultural and Economic Stress. *Am J Phys Anthropol* 132:48–58.
- Paine RR, Mancinelli D, D'Ercole V, Coppa A. 2008. The frequency of cranial trauma among the Iron Age Vestini of Abruzzi, Italy. *Am J Phys Anthropol* [S46] 135:167.
- Pallottino M. 1991. *A history of earliest Italy*. Ann Arbor: The University of Michigan Press.
- Papi R. 1990. Gli insediamenti e le necropoli. In: D'Ercole V, Papi R, Grossi G. *Antica Terra d'Abruzzo, dalle origini alla nascita delle repubbliche italiane vol. 1*. L'Aquila: Editoriale Abruzzese. pp. 123-169.
- Pauli L. 1978. *Der Durrnberg bei Hallein III* Munich: Beck.
- Pardini E, Rossi V, Innocenti F, Stafania G, Fulgaro A, Patara S. 1982. Gli inumati di Pontecagnano (Salerno) (V-IV secolo a.C.). *Archivio per l'antropologia e l'etnologia* 112:281-333.
- Parenti R, Messeri P. 1962. I resti scheletrici umani del Neolitico Ligure. *Paleontographia Italica* 50. Pisa: Tipografia Moderna.
- Parise Badoni F, Ruggeri Giove M. 1980. Alfedena. La necropoli di Campo Consolino. Scavi 1974–1979. Chieti: Soprintendenza Archeologica dell'Abruzzo.

- Parise Badoni F, Ruggeri Giove M, Brambilla C, Gherardini P. 1982. Necropoli di Alfedena (scavi 1974-1979): proposta di una cronologia relativa. *AION Ann Or Nap* 4:1-41.
- Parker Pearson M. 1982. Mortuary practices, society and ideology: an ethnoarchaeological study. In: Hodder I, editor. *Symbolic and structural archaeology*. Cambridge: Cambridge University Press. p 99–113.
- Pearson OM, Cordero RM, Busby A M. 2006. How different were Neanderthals' habitual activities? A comparative analysis with diverse groups of recent humans. In: K Harvati, T Harrison (eds). *Neanderthals Revisited: New Approaches and Perspectives*. New York: Springer.
- Pearson OM, Lieberman DE. 2004. The aging of Wolff's "Law": ontogeny and response to mechanical loading in cortical bone. *Am J Phys Anthropol* 47:63-99.
- Pearson OM, Petersen TR, Grine FE. 2007. Prediction of long bone cross-sectional geometrical properties from external dimensions. *Am J Phys Anthropol [Suppl]* 44:185.
- Pearson OM, Petersen TR, Sparacello VS, Daneshvari S, Grine FE. (In Press). Activity, "body shape", and cross-sectional geometry of the femur and tibia. In: Carlson K, Marchi D, editors. *Mobility: interpreting behavior from skeletal adaptations and environmental interactions*. New York: Springer.
- Peebles CS. 1971. Moundville and surrounding sites: some structural considerations of mortuary practices. *Am Antiq* 36(3-2):68-91.
- Peroni R. 1971. *L'età del Bronzo nella penisola Italiana*. Firenze: Olschki.
- Peroni R. 1979. From Bronze Age to Iron Age: economic, historical, and social considerations. In: Ridgway D, Francesca R, editors. *Italy before the Romans: the Iron Age, Orientalizing, and Etruscan periods*. London: Academic Press. p. 7-30.
- Peroni, R. 1989. Protostoria dell'Italia continentale. La penisola italiana nelle età del Bronzo e del Ferro. *Popoli e Civiltà dell'Italia Antica* vol. 9. Roma: Biblioteca di Storia Patria.
- Peroni R. 1992. Preistoria e Protostoria. La vicenda degli studi in Italia. In :AA.VV. *Le vie della Preistoria*. Roma: Manifestolibri. pp. 9-70.

- Perzigian AJ, Tench PA, Braun DJ. 1984. Prehistoric health in the Ohio River valley. In: Cohen MN, Armelagos GJ, editors. *Paleopathology at the Origins of Agriculture*. Orlando, FL: Academic Press. pp. 347-366.
- Piccirilli E. 1999. La necropoli protostorica di Fossa (IX sec a.C. – I sec d.C.) : aspetti antropologici di un antica popolazione abruzzese. MA Thesis, Università dell'Aquila.
- Pitt-Rivers J. 1977. *The fate of Schechem or the politics of sex. Essays in the anthropology of the Mediterranean*. Cambridge: Cambridge University Press.
- Pluciennik M. 1998. Representations of gender in prehistoric southern Italy. In: Whitehouse RD, editor. *Gender and Italian Archaeology. Challenging the Stereotypes*. London: Accordia Research Institute and Institute of Archaeology. Pp. 57-82.
- Porter BD. 1994. *War and the Rise of the State. The Military Foundations of Modern Politics*. New York: The Free Press.
- Puglisi S. 1959. *La civiltà appenninica: origine delle comunità pastorali in Italia*. Firenze: Sansoni.
- Ralston I. 2004. Iron Age social organization. In: Bogucki P, Crabtree PJ, editors. *Ancient Europe 8000 BC – AD 1000 Vol II*. New York: Charles Scribner's Sons. P. 191-197.
- Rathbone DW. 1999. The hill-forts of the Samnites. *The Classical Review* 49:307-308.
- Rathbun TA. 1981. Harris lines and dentition as indirect evidence of nutritional states in early Iron-Age Iran. *Am J Phys Anthropol* 54: 266.
- Rathbun TA. 1984. Skeletal pathology from the Paleolithic through the metal ages in Iran and Iraq. In: Cohen MN, Armelagos GJ, editors. *Paleopathology at the Origin of Agriculture*. Orlando: Academic Press. Pp. 137-168.
- Reichs KJ. 1998. *Forensic Osteology: Advances in the Identification of Human Remains*. Springfield: Charles C Thomas.
- Rhodes JA, Knüsel CJ. 2005. Activity related skeletal change in medieval humeri: cross-sectional and architecture alterations. *Am J Phys Anthropol* 128:536–546.

- Richard S. 1987 The Early Bronze Age. The Rise and Collapse of Urbanism. *Biblical Archaeologist* 50 (1): 22-43.
- Ridolfi F. 2002. Analisi paleodemografica della popolazione ellenistica di Bazzano nella piana dell'Aquila (IV sec a.C. – I sec d.C.). MA Thesis, Università di Bologna.
- Robb J, Bigazzi R, Lazzarini L, Scarsini C, Sonego F. 2001. Social “status” and biological “status”: a comparison of grave goods and skeletal indicators from Pontecagnano. *Am J Phys Anthropol* 115:213-222.
- Robb J. 1994a. Skeletal signs of activity in the Italian Metal Ages: methodological and interpretative notes. *Hum Evol* 3:215-229.
- Robb J. 1994b. Gender contradictions: moral coalitions and inequality in prehistoric Italy. *J Europ Archaeol* 2:20-49.
- Robb J. 1997a. Female beauty and male violence in early Italian society. In: Koloski-Ostrow AO, Lyons CL, editors. *Naked truths – Women, sexuality, and gender in classical art and archaeology*. New York: Routledge. Pp. 42-66.
- Robb J. 1997b. Violence and gender in early Italy. In: Martin D, Frayer D, editors. *Troubled Times: Violence and Warfare in the Past*. Toronto: Gordon and Breach. p. 111-144.
- Robb J. 1998. The interpretation of skeletal muscle sites: a statistical approach. *Int J Osteoarchaeol* 8: 363–377.
- Robb J. 2007. The Early Mediterranean village – agency, material culture, and social change in Neolithic Italy. Cambridge: Cambridge University Press.
- Roberts C, Cox M. 2007. The impact of economic intensification and social complexity on human health in Britain from 6000 BP (Neolithic) and the introduction of farming in the mid-nineteenth century AD. In: Cohen MN, Crane-Kramer MM, editors. *Ancient Health - skeletal indicators of agricultural and economic intensification*. Gainesville: University of Florida Press. Pp. 149-163.

- Roebroeks W, Mussi M, Svoboda J, Fennema K, editors. 2000. Hunters of the Golden Age: the Mid Upper Palaeolithic of Eurasia (30.000–20.000 bp). Leiden: Leiden University Press.
- Rose JC, Burnett BA, Blaeuer MW, Nassaney MS. 1984. Paleopathology and the origins of maize agriculture in the Lower Mississippi Valley and Caddoan culture areas. In: Cohen MN, Armelagos GJ, editors. *Paleopathology at the Origins of Agriculture*. Orlando, FL: Academic Press. pp. 393-424.
- Rubini M. 1996. Biological homogeneity and familial segregation in the Iron Age population of Alfedena (Abruzzo, Italy), based on cranial discrete traits analysis. *Int J Osteoarchaeol* 6:454–462.
- Ruff CB, Hayes WC. 1983. Cross-sectional geometry of the Pecos Pueblo femora and tibiae—a biomechanical investigation: I. Methods and general pattern of variation. *Am J Phys Anthropol* 60:359–381.
- Ruff CB, Holt B, Trinkaus E. 2006. Who’s afraid of the big bad Wolff? “Wolff’s law” and bone functional adaptation. *Am J Phys Anthropol* 129:484–498.
- Ruff CB, Larsen CS, Hayes WC. 1984. Structural changes in the femur with the transition to agriculture on the Georgia coast. *Am J Phys Anthropol* 64:125–136.
- Ruff CB, Larsen CS. 1990. Postcranial biomechanical adaptations to subsistence strategy changes on Georgia coast. *Anthropol Pap Am Mus Nat Hist* 68:94–120.
- Ruff CB, Trinkaus E, Walker A, Larsen CS. 1993. Postcranial robusticity in Homo. I. Temporal trends and mechanical interpretation. *Am J Phys Anthropol* 91:21–54.
- Ruff CB. 1987. Sexual dimorphism in human lower limb bone structure: relationship to subsistence strategy and sexual division of labor. *J Hum Evol* 16:391–416.
- Ruff CB, Scott WW, Liu AY-C. 1991. Articular and diaphyseal remodeling of the proximal femur with changes in body mass in adults. *Am J Phys Anthropol* 86:397–413.
- Ruff CB. 1999. Skeletal structure and behavioral patterns of prehistoric Great Basin populations. In: Hemphill BE, Larsen CS, editors. *Prehistoric lifeways in the Great*

- Basin wetlands: bioarchaeological reconstruction and interpretation. Salt Lake City: University of Utah Press. p 290-320
- Ruff CB. 2000. Biomechanical analyses of archaeological human skeletons. In: Katzenberg MA, Saunders SR, editors. *Biological anthropology of the human skeleton*. New York: Wiley. p 71–102.
- Ruff CB. 2002. Long bone articular and diaphyseal structure in Old World monkeys and apes. I: locomotor effects. *Am J Phys Anthropol* 119:305–342.
- Ruff CB. 2008. Biomechanical analyses of archeological human skeletal samples. In: Katzenberg MA, Saunders SR, editors. *Biological Anthropology of the human skeleton*, 2nd Ed. New York: John Wiley and Sons, Inc. p 183-206.
- Salmon ET. 1967. *Samnium and the Samnites*. Cambridge: Cambridge University Press.
- Samson R. 1987. Social structures from Reihengräber: mirror or mirage? *Scott Archaeol Rev* 4:116-126.
- Sauer NJ. 1998. The timing of injuries and manner of death: distinguishing among antemortem, perimortem and postmortem trauma. In: Reichs KJ, editor. *Forensic Osteology: Advances in the Identification of Human Remains*. Springfield: Charles C Thomas. pp. 321–332.
- Saxe AA. 1970. Social dimensions of mortuary practices. Ph.D. dissertation, University of Michigan.
- Schmitt D, Churchill SE, Hylander WL. 2003. Experimental evidence concerning spear use in Neanderthals and Early Modern humans. *J Archaeol Sci* 30:103-114.
- Sereni E. 1987. *Storia del paesaggio agrario italiano*. Bari: Laterza.
- Service ER. 1978. Classical and modern theories of the origins of government. In: Cohen R, Service RE, editors. *Origins of the State*. Philadelphia: Institute for the study of human issues. Pp. 21-34.

- Shanks M, Tilley C. 1982. Ideology, symbolic power and ritual communication. A reinterpretation of Neolithic mortuary practices. In: Hodder I, editor. *Symbolic and structural archaeology*. Cambridge: Cambridge University Press. pp. 129-154.
- Shaw C, Stock J. 2009a. Intensity, repetitiveness, and directionality of habitual adolescent mobility patterns influence the tibial diaphysis morphology of athletes. *Am J Phys Anthropol* 140:149–159.
- Shaw C, Stock J. 2009b. Habitual throwing and swimming correspond with upper limb diaphyseal strength and shape in modern human athletes. *Am J Phys Anthropol* 140:160–172.
- Shaw CN, Hofmann CL, Petraglia MD, Stock JT, Gottschall JS. 2012. Neandertal humeri may reflect adaptation to scraping tasks, but not spear thrusting. *PLoS ONE* 7(7): e40349. doi:10.1371/journal.pone.0040349.
- Shelach G. 2002. Leadership strategies, economic activity, and interregional interaction – social complexity in northeast China. New York: Kluwer Academic Publishers.
- Sjøvold T. 1990. Estimation of stature from long bones utilizing the line of organic correlation. *Hum Evol* 5:431–447.
- Sládek V, Berner M, Galeta P, Friedl L, Kudrnová. 2010. Technical Note: the effect of midshaft location on the error ranges of femoral and tibial cross-sectional parameters. *Am J Phys Anthropol* 141:325–332.
- Smith P, Bloom RA, Berkowitz J. 1984a. Diachronic trends in humeral cortical thickness of Near Eastern populations. *J Hum Evol* 13:603-611.
- Smith P, Bar-Yosef O, Sillen A. 1984b. Archaeological and skeletal evidence for dietary change during the late Pleistocene/Holocene in the Levant. In: Cohen MN, Armelagos GJ, editors. *Paleopathology at the Origin of Agriculture*. Orlando: Academic Press. Pp. 101-136.
- Snow CE. 1948. Indian Knoll skeletons of site Oh 2 Ohio County, Kentucky. Knoxville: University of Kentucky Reports in Anthropology 4:321–554.

- Sokal RR, Rohlf JF. 2009. Introduction to biostatistics – 2nd ed. Mineola, NY: Dover Publications Inc.
- Sparacello VS, Marchi D. 2008. Mobility and subsistence economy: a diachronic comparison between two groups settled in the same geographical area (Liguria, Italy). *Am J Phys Anthropol* 136:485-495.
- Sparacello VS, Marchi D, Shaw CS. (In Press). The importance of fibular diaphyseal robusticity to infer mobility patterns in past populations. In: Carlson K, Marchi D, editors. *Mobility: interpreting behavior from skeletal adaptations and environmental interactions*. New York: Springer.
- Sparacello VS, Pearson OM, Petersen TR. 2008. Untangling the effects of terrain and mobility on the cross-sectional geometry of femur and tibia. *Am J Phys Anthropol [Suppl]* 46:199.
- Sparacello VS, Pearson OM, Coppa A. 2009. Cross-sectional geometry of a warlike Samnite sample from the Alfedena necropolis (Italy). *Am J Phys Anthropol [Suppl]* 48:244.
- Sparacello VS, Pearson OM. 2010. The importance of accounting for the area of the medullary cavity in cross-sectional geometry: a test based on the femoral midshaft. Research paper. *American Journal of Physical Anthropology* 143:612-624.
- Sparacello VS, Pearson OM, Coppa A, Marchi D. 2011. Changes in robusticity in an Iron Age agropastoral group: the Samnites from the Alfedena necropolis (Abruzzo, Central Italy). *Am J Phys Anthropol* 144:119–130.
- Spencer H. 1967 [1896]. *The principles of sociology*. Vol. 2. New York: D. Appleton.
- Spitzer LE. 1979. Notes toward a theory of punishment and social change. *Research in Law and Sociology* 2:207-229.
- Steckel RH. 1987. Growth depression and recovery: the remarkable case of American slaves. *Ann Hum Biol* 14:111-32.
- Steckel RH, Rose JC, editors. 2007. *The backbone of history – health and nutrition in the western hemisphere*. Cambridge: Cambridge University Press.

- Stein GJ. 2001. Understanding ancient state societies in the Old World. In: Feinman GM, Price TD, editors. *Archaeology at the Millennium*. New York: Springer. pp. 353-379.
- Stini AW. 1969. Nutritional stress and growth: sex difference in adaptive response. *Am J Phys Anthropol* 31:417–426.
- Stinson S. 1985. Sex differences in environmental sensitivity during growth and development. *Yrbk Phys Anthropol* 28: 123–147.
- Stock J. 2006. Hunter-Gatherer Postcranial Robusticity Relative to Patterns of Mobility, Climatic Adaptation, and Selection for Tissue Economy. *Am J Phys Anthropol* 131:194-204.
- Stock JT, Pinhasi R. 2011. Changing paradigms in our understanding of the transition to agriculture: Human bioarchaeology, behaviour and adaptation . In: Pinhasi R, Stock JT, editors. *Human Bioarchaeology of the Transition to Agriculture*. New York: Wiley-Blackwell. pp. 1-15.
- Stock JT, Shaw CN. 2007. Which measures of skeletal robusticity are robust? A comparison of external methods of quantifying diaphyseal strength to cross-sectional geometric properties. *Am J Phys Anthropol* 134:412–423.
- Strazzulla MJ. 1998. La piana de' L'Aquila in età romana. In Cairoli R, D'Ercole V (editors). *Archeologia in Abruzzo – storia di un metanodotto tra industria e cultura*. Montalto di Castro: Arethusa. P. 23-28.
- Subramanian SV, Özaltın E, Finlay JE. 2011. Height of Nations: A Socioeconomic Analysis of Cohort Differences and Patterns among Women in 54 Low- to Middle-Income Countries. *PLoS ONE* 6(4): e18962. doi:10.1371/journal.pone.0018962.
- Svoboda J, Lozek V, Vlcek E. 1996. *Hunters between East and West: the Paleolithic of Moravia*. New York: Plenum Press.
- Tagliamonte G. 1994. *I figli di Marte – mobilità, mercenari e mercenariato italici in Magna Grecia e Sicilia*. Rome: Giorgio Bretschneider Editore.

- Tagliamonte G. 1997. I Sanniti: Caudini, Irpini, Pentri, Carricini, Frentani. Milano: Longanesi.
- Tagliamonte G. 1999. Le Armi: Lo sviluppo di una società aristocratica; il ruolo delle armi. In: AA.VV., editors. *Piceni Popolo d'Europa*. Roma: Editrice De Luca. p 112–114.
- Tagliamonte G. 2009. Arma Samnitium. *MEFRA* 121:381-394.
- Tilly C. 1990. Coercion, capital, and European states. Oxford: Basil Blackwell.
- Torelli M. 1986. History, land and people. In: Bonfante L, editor. *Etruscan Life and Afterlife*: 47-65. Detroit: Wayne State University Press.
- Trinkaus E, Churchill SE, Ruff CB. 1994. Postcranial robusticity in Homo. II. humeral bilateral asymmetry and bone plasticity. *Am J Phys Anthropol* 93:1–34.
- Turner BL II, Hanham R, Portararo A 1977. Population pressure and agricultural intensity. *Annals of the Association of American Geographers* 67: 384-396.
- Turner C. 1993. Cannibalism in Chaco Canyon: the charnel pit excavated in 1926 at Small House by Frank H.H. Roberts Jr. *Am J Phys Anthropol* 91:421–439.
- Ubelaker DH. 1984. Prehistoric human biology of Ecuador: possible temporal trends and cultural correlations. In: Cohen MN, Armelagos GJ, editors. *Paleopathology at the Origins of Agriculture*. Orlando, FL: Academic Press. pp. 491-513.
- Ucko P. 1969. Ethnography and archaeological interpretation of funerary remains. *World Archaeol* 1:262–280.
- Vida Navarro M. 1992. Warriors and weavers: sex and gender in Early Iron Age graves from Pontecagnano. *J Accordia Res Center* 3:67–100.
- Villar F. 1997. *Gli Indoeuropei e le origini dell'Europa*. Bologna: Il Mulino.
- Walker PL. 2001. A bioarchaeological perspective on the history of violence. *Ann Rev Anthropol* 30:573–96.
- Wallerstein I. 1974. *The Modern World-System: capitalist agriculture and the origins of European world-economy in the sixteenth century*. New York: Academic Press.

- Warburton D. 2006. Aspects of war and warfare in Western philosophy and history. In: Otto T, Thrane H, Vandkilde, editors. Warfare and society. Langelandsgade: Aarhus University Press. pp. 37-56.
- Webb MC. 1975. The flag follows the trade: an essay on the necessary interaction of military and commercial factors in state formation. In: Sabloff JA, Lamberg-Karlovsky CC, editors. Ancient civilization and trade. Albuquerque: University of New Mexico Press.
- Webb EA, Kuh D, Pajak A, Kubinova R, Malyutina S, et al. 2008. Estimation of secular trends in adult height, and childhood socioeconomic circumstances in three Eastern European populations. *Econ Hum Biol* 6: 228–236.
- Webster D. 1975. Warfare and the evolution of the state: a reconsideration. *American Antiquity* 40:464-470.
- Weidig J. 2010. Bazzano – ein Gräberfeld bei L’Aquila (Abruzzen). I – Die Bestattungen des 8.-5. Jh. v. Chr. Ph.D Dissertation, University of Marburg – Mainz.
- Weidig J (in press). Bazzano – ein Gräberfeld bei L’Aquila (Abruzzen). I – Die Bestattungen des 8.-5. Jh. v. Chr. Untersuchungen zu Chronologie, Bestattungsbräuchen und Sozialstrukturen im apenninischen Mittelitalien. Mainz: Monographien des RGZM.
- Weidig J . 2007. Gli alpinisti protostorici del Gran Sasso – considerazioni su due gruppi di oggetti delle tombe di Bazzano, Fossa, e Caporciano. In: Clementi A (editor). I campi aperti di Peltuinum. L’Aquila: Edizioni Libreria Colacchi.
- Wells C. 1975. Prehistoric and historical changes in nutritional disease and associated conditions. *Progress in Food and Nutritional Science* 1:729-779.
- Wells PS. 1990. Iron Age temperate Europe: some current research issues. *J World Prehist* 4:437-476.
- Wells PS. 2012. How ancient Europeans saw the world – visions, patterns, and the shaping of the minds in prehistoric times. Princeton: Princeton University Press.

- Wescott DJ. 2006. Effect of mobility on femur midshaft external shape and robusticity. *Am J Phys Anthropol* 130:201–213.
- Whitehouse N. 1984. Social organization in the Neolithic of Southern Italy. In: Waldren W, editor. *The Deyà Conference of prehistory. International Series 229 (IV)*. Oxford: British Archaeological Reports, pp. 1109–1133.
- Whitehouse RD. 2001. Exploring gender in prehistoric Italy. *Pap Br Sch Rome* 69:49-96.
- Willey P. 1990. Prehistoric warfare on the great plains. *Skeletal analysis of the Crow Creek massacre victims*. New York: Garland Publishing Co.
- Wood JW, Milner GR, Harpending HC, Weiss KM. 1992. The osteological paradox – problems in inferring prehistoric health from skeletal samples. *Curr Anthropol* 33:343-370.
- Wood JW. 1998. A Theory of Preindustrial Population Dynamics Demography, Economy, and Well-Being in Malthusian Systems. *Curr Anthropol* 39:99-135.
- Wright LE, Yoder CJ. 2003. Recent progress in Bioarchaeology: approaches to the Osteological Paradox. *J Archaeol Res* 11:43-70.
- Wurm H. 1984. The fluctuation of average stature in the course of German history and the influence of protein content in the diet. *J Hum Evol* 13: 331-334.
- Yoffee N. 1995. Political Economy in Early Mesopotamian States. *Ann Rev Anthropol* 24:281–311.
- Yoffee N. 2004. *Myths of the archaic state – evolution of the earliest cities, states, and civilizations*. Cambridge: Cambridge University Press.

Appendix 1 – ANOVA by age classes for all CSG variables, stature, body mass, Status Index, and Rarity Index.

List of abbreviations:

O-A: Orientalizing-Archaic period;

V SEC: Classic period;

ELL: Hellenistic period;

ROM or IMP: post-Hellenistic, Roman age.

DIST: the grave was disturbed by other depositions, not included in calculus of Status Index

ALF: Alfedena necropolis;

ATE: Aterno River Valley necropoleis;

M: males; F: females;

TA: total area of the section;

ZP and J: torsional strength of the bone;

IXN: I_{\max}/I_{\min} ;

HUMBA: humeral bilateral asymmetry;

IXY: I_x/I_y ;

IXYa: I_x/I_y including the individuals whose bone positioning was approximated;

BODMASS: body mass;

ST: stature;

SI: Status Index;

RI: Rarity Index;

HUM: humerus;

FEM: femur;

TIB: tibia;

R: right; L: left;

Statistical significance: post-hoc HSD – Tukey's Honest Significant Difference. In parenthesis, the level of statistical significance. Before the parenthesis, the couple of means that are significantly different (1: class of age 20-30 years old; 2: class of age 30-40 years old; 3: class of age 40-50 years old; 4: class of age above 50 years old).

O-A M	N	Age 20-30 Mean	SD	N	Age 30-40 Mean	SD	N	Age 40-50 Mean	SD	N	Age 50+ Mean	SD	Age main effect	Post-Hoc (HSD)	HSD unequal size correction
TAHUMR	12	505.30	55.14	7	520.60	78.86	6	473.37	35.18	6	508.23	60.67	NS	-	-
JHUMR	10	274.00	49.60	6	286.76	105.51	5	247.70	35.50	5	293.78	40.59	NS	-	-
ZPHUMR	10	60.45	8.56	6	63.30	16.46	5	55.55	5.42	5	63.78	7.43	NS	-	-
IXNNHUMR	18	1.16	0.08	11	1.24	0.13	7	1.25	0.19	7	1.12	0.05	P<0.1	-	-
TAHUML	12	439.88	49.73	7	431.64	33.87	6	412.56	38.26	6	450.36	37.40	NS	-	-
JHUML	10	208.20	35.28	6	180.83	19.56	5	190.93	26.34	5	236.31	15.00	P<0.05	2-4 P<0.05	2-4 P<0.05
ZPHUML	10	49.06	6.65	6	45.58	3.89	5	45.67	4.72	5	54.03	2.69	P<0.05	-	-
IXNNHUML	18	1.21	0.10	11	1.30	0.13	7	1.31	0.21	7	1.18	0.11	NS	-	-
HUMBA	18	27.59	17.67	10	33.11	20.05	7	33.22	20.71	7	25.64	11.81	NS	-	-
TAFEM	17	898.55	81.82	5	958.30	95.58	6	844.48	68.32	7	932.58	166.96	NS	-	-
JFEM	15	486.77	52.63	5	552.11	102.74	5	438.22	42.95	7	521.58	138.24	NS	-	-
ZPFEM	15	103.62	9.18	5	116.35	16.77	5	95.69	7.90	7	111.42	24.56	NS	-	-
IXYFEM	8	1.06	0.16	5	0.99	0.10	3	0.96	0.19	8	1.10	0.13	NS	-	-
IXYFEMa	18	1.02	0.16	5	0.99	0.10	7	1.06	0.20	8	1.10	0.13	NS	-	-
TATIB	7	730.64	76.55	5	764.40	34.14	4	726.35	24.16	7	750.68	108.24	NS	-	-
JTIB	7	542.31	78.58	5	561.84	82.80	4	568.12	68.69	7	551.69	98.18	NS	-	-
ZPTIB	7	102.63	11.60	5	107.90	9.51	4	106.59	9.17	7	105.88	17.04	NS	-	-
IXNTIB	7	2.28	0.40	5	2.17	0.51	4	2.73	0.77	8	2.10	0.23	NS	-	-
BODMASS	18	70.14	8.35	8	65.65	5.62	7	71.00	10.18	7	66.92	6.99	NS	-	-
ST	18	167.46	6.93	7	167.63	4.77	7	164.71	8.95	8	165.28	2.27	NS	-	-
SI	24	34.13	25.00	12	44.50	30.46	9	28.34	19.41	8	39.95	29.57	NS	-	-
RI	24	2.16	1.70	12	2.96	2.36	9	1.88	1.07	8	2.89	2.36	NS	-	-

Table A.1.1 – One-Way ANOVA for all the CSG variables, body mass (BODMASS), stature and rarity indices with class of age as factor. Orientalizing-Archaic males. All acronyms in Appendix 1 title page.

O-A F	N	Age 20-30	SD	N	Age 30-40	SD	N	Age 40-50	SD	N	Age 50>	SD	Age effect	Post-Hoc (HSD)	HSD unequal size correction
TAHUMR	6	435.53	62.99	2	397.20	12.44	4	452.07	55.10	2	439.46	9.93	NS	-	-
JHUMR	2	164.29	29.10	2	168.41	19.26	2	193.61	13.58	2	248.66	7.95	P<0.05	1-4, 2-4 (P<0.05)	1-4, 2-4 (P<0.05)
ZPHUMR	2	44.32	6.25	2	42.72	2.74	2	47.03	3.43	2	54.95	1.79	NS	-	-
IXNNHUMR	8	1.30	0.17	3	1.34	0.22	4	1.23	0.26	2	1.34	0.24	NS	-	-
TAHUML	6	423.32	60.91	2	391.74	50.17	4	446.64	61.42	2	412.81	2.31	NS	-	-
JHUML	2	173.44	61.16	2	172.11	35.57	2	218.26	1.62	2	226.18	4.67	NS	-	-
ZPHUML	2	45.44	12.33	2	43.02	7.25	2	50.83	0.75	2	50.89	0.37	NS	-	-
IXNNHUML	8	1.38	0.17	3	1.41	0.09	4	1.24	0.25	2	1.40	0.16	NS	-	-
HUMBA	8	12.90	4.05	3	22.35	5.49	4	11.27	12.99	2	13.62	6.69	NS	-	-
TAFEM	6	875.29	108.73	1	815.38	0.00	3	835.13	105.73	2	785.57	53.73	NS	-	-
JFEM	5	462.68	67.12	1	397.85	0.00	3	442.68	88.15	2	451.28	64.55	NS	-	-
ZPFEM	5	103.06	12.76	1	90.81	0.00	3	97.20	15.07	2	96.65	9.91	NS	-	-
IXYFEM	3	0.98	0.05	1	0.87	0.00	2	0.98	0.21	2	1.00	0.06	NS	-	-
IXYFEMa	6	1.03	0.12	1	0.87	0.00	3	0.93	0.17	2	1.00	0.06	NS	-	-
TATIB	3	692.19	85.62	1	644.72	0.00	2	681.05	45.49	1	597.20	0.00	NS	-	-
JTIB	3	395.62	48.59	1	408.85	0.00	2	460.01	56.99	1	415.30	0.00	NS	-	-
ZPTIB	3	86.45	9.89	1	84.57	0.00	2	92.30	8.64	1	83.07	0.00	NS	-	-
IXNTIB	3	2.24	0.29	1	2.24	0.00	2	2.02	0.61	1	1.82	0.00	NS	-	-
BODMASS	6	58.28	6.78	2	61.10	1.39	4	61.52	3.20	2	64.48	4.63	NS	-	-
ST	5	158.24	4.21	2	158.22	1.07	3	155.44	5.80	2	153.61	4.41	NS	-	-
SI	8	41.46	34.78	3	59.60	43.37	5	35.93	21.18	2	34.50	3.54	NS	-	-
RI	8	2.69	2.90	3	4.18	2.99	5	2.65	1.69	2	1.65	0.21	NS	-	-

Table A.1.2 – One-Way ANOVA for all the CSG variables, body mass (BODMASS), stature, status and rarity indices with class of age as factor. Orientalizing-Archaic females. All acronyms in Appendix 1 title page.

V SEC ALF M	N	Age 20-30	SD	N	Age 30-40	SD	N	Age 40-50	SD	N	Age 50+	SD	Age effect	Post-Hoc (HSD)	HSD unequal size correction
TAHUMR	2	436.27	30.87	6	501.88	53.37	18	512.96	55.71	7	499.78	57.99	NS	-	-
JHUMR	2	201.94	4.09	6	257.66	52.55	17	278.94	62.12	7	268.89	59.58	NS	-	-
ZPHUMR	2	49.00	1.69	6	59.21	8.84	17	61.82	10.31	7	60.29	9.83	NS	-	-
IXNNHUMR	3	1.57	0.17	7	1.16	0.09	18	1.16	0.09	7	1.21	0.09	P<0.001	1-2, 1-3, 1-4 (P<0.001)	1-2, 1-3, 1-4 (P<0.001)
TAHUML	2	402.28	8.39	6	466.86	55.11	17	453.49	43.47	7	457.28	61.37	NS	-	-
JHUML	2	178.67	10.57	6	229.17	48.29	16	230.15	46.26	7	231.75	55.99	NS	-	-
ZPHUML	2	44.33	0.97	6	54.03	8.68	16	53.12	7.60	7	53.67	9.84	NS	-	-
IXNNHUML	2	1.36	0.11	7	1.21	0.08	17	1.29	0.17	7	1.29	0.12	NS	-	-
HUMBA	2	18.26	8.53	7	28.38	19.19	17	33.34	16.17	7	20.93	10.51	NS	-	-
TAFEM	2	837.35	131.04	4	964.48	34.06	13	901.48	42.55	5	898.30	43.85	P<0.05	1-2 (P<0.05)	NS
JFEM	2	424.46	74.18	4	521.85	63.15	13	511.05	46.76	5	512.91	17.49	NS	-	-
ZPFEM	2	96.11	15.78	4	113.65	8.00	13	108.84	7.35	5	109.44	2.89	NS	-	-
IXYFEM	2	1.18	0.12	3	1.10	0.14	12	1.01	0.15	5	1.06	0.19	NS	-	-
IXYFEM _a	2	1.18	0.12	4	1.16	0.16	13	1.04	0.17	5	1.06	0.19	NS	-	-
TATIB	2	705.14	161.31	4	751.82	30.96	14	734.84	62.15	7	731.29	77.07	NS	-	-
JTIB	2	525.72	176.69	4	513.31	39.53	14	534.31	84.60	7	533.23	69.30	NS	-	-
ZPTIB	2	101.67	28.81	4	103.11	5.10	14	104.02	12.37	7	103.70	10.74	NS	-	-
IXNTIB	2	2.18	0.29	4	2.14	0.23	14	2.33	0.35	7	2.27	0.38	NS	-	-
BODMASS	2	70.85	9.59	6	66.16	6.82	19	68.67	5.62	7	67.74	6.01	NS	-	-
ST	2	170.16	2.33	6	169.74	4.74	19	167.95	4.56	7	166.75	2.61	NS	-	-
SI	3	15.13	13.14	7	15.47	8.33	19	11.34	6.28	7	13.47	4.05	NS	-	-
RI	3	2.72	1.65	7	2.02	0.76	19	1.46	0.82	7	1.12	0.47	P<0.05	1-4 (P<0.05)	NS

Table A.1.3 – One-Way ANOVA for all the CSG variables, body mass (BODMASS), stature, status and rarity indices with class of age as factor. Classic period of the Alfedena necropolis males. All acronyms in Appendix 1 title page.

V SEC ALF F	N	Age 20-30	SD	N	Age 30-40	SD	N	Age 40-50	SD	N	Age 50+	SD	Age effect	Post-Hoc (HSD)	HSD unequal size correction
TAHUMR	1	412.05	0.00	6	392.66	51.41	1	425.05	0.00	8	437.81	32.65	NS	-	-
JHUMR	1	201.07	0.00	6	182.64	39.79	1	188.45	0.00	5	234.13	42.19	NS	-	-
ZPHUMR	1	48.07	0.00	6	44.59	7.54	1	46.33	0.00	5	53.35	6.59	NS	-	-
IXNNHUMR	1	1.24	0.00	7	1.28	0.14	2	1.22	0.07	8	1.23	0.11	NS	-	-
TAHUML	1	376.92	0.00	6	387.74	46.65	1	411.42	0.00	7	420.11	37.43	NS	-	-
JHUML	1	167.45	0.00	6	184.22	34.21	1	184.71	0.00	4	235.85	44.08	NS	-	-
ZPHUML	1	41.71	0.00	6	44.54	6.69	1	45.16	0.00	4	52.96	6.66	NS	-	-
IXNNHUML	1	1.58	0.00	7	1.25	0.12	2	1.29	0.09	7	1.31	0.12	NS	-	-
HUMBA	1	24.56	0.00	7	19.20	16.51	2	11.81	6.76	7	10.10	9.91	NS	-	-
TAFEM	1	793.36	0.00	4	694.12	94.38	2	804.41	108.89	7	868.80	68.24	P<0.05	2-4 (P<0.05)	NS
JFEM	1	402.03	0.00	4	311.40	75.51	2	375.30	101.30	7	491.13	79.65	P<0.05	2-4 (P<0.05)	2-4 (P<0.05)
ZPFEM	1	91.97	0.00	4	75.58	14.14	2	88.11	16.20	7	105.67	11.83	P<0.05	2-4 (P<0.05)	2-4 (P<0.05)
IXYFEM	1	1.03	0.00	4	1.01	0.16	2	0.80	0.11	7	0.94	0.15	NS	-	-
IXYFEMa	1	1.03	0.00	4	1.01	0.16	2	0.80	0.11	7	0.94	0.15	NS	-	-
TATIB	1	756.11	0.00	4	552.12	101.54	0	-	-	8	656.75	52.06	P<0.05	NS	-
JTIB	1	598.24	0.00	4	336.07	122.62	0	-	-	8	464.87	81.18	NS	-	-
ZPTIB	1	111.14	0.00	4	71.47	19.10	0	-	-	8	91.87	11.05	P<0.05	NS	-
IXNTIB	1	1.89	0.00	4	1.60	0.16	0	-	-	8	2.17	0.44	NS	-	-
BODMASS	1	57.93	0.00	6	62.55	5.43	2	64.73	1.27	9	64.46	4.16	NS	-	-
ST SJO	1	154.97	0.00	6	156.98	6.36	2	165.23	3.63	9	160.10	4.32	NS	-	-
SI	1	61.68	0.00	7	62.03	34.57	3	37.14	8.41	9	46.99	30.99	NS	-	-
RI	1	1.72	0.00	7	2.19	0.72	3	0.85	0.62	9	1.06	1.03	NS	-	-

Table A.1.4 – One-Way ANOVA for all the CSG variables, body mass (BODMASS), stature, status and rarity indices with class of age as factor. Classic period of the Alfedena necropolis females. All acronyms in Appendix 1 title page.

V SEC M	N	Age 20-30	SD	N	Age 30-40	SD	N	Age 40-50	SD	N	Age 50>	SD	Age effect	Post-Hoc (HSD)	HSD unequal size correction
TAHUMR	3	470.59	28.46	3	618.32	131.97	3	500.98	34.60	1	521.17	0.00	NS	-	-
JHUMR	2	219.68	41.97	2	336.66	149.46	3	260.83	49.78	1	284.23	0.00	NS	-	-
ZPHUMR	2	52.36	7.24	2	70.19	23.12	3	58.46	7.43	1	61.95	0.00	NS	-	-
IXNNHUMR	3	1.22	0.09	3	1.15	0.05	3	1.16	0.09	1	1.02	0.00	NS	-	-
TAHUML	3	430.89	36.56	4	501.20	111.07	1	439.63	0.00	0	-	-	NS	-	-
JHUML	2	203.38	36.67	3	245.19	93.26	1	223.63	0.00	0	-	-	NS	-	-
ZPHUML	2	49.10	6.78	3	54.69	15.57	1	50.84	0.00	0	-	-	NS	-	-
IXNNHUML	3	1.28	0.08	4	1.37	0.05	1	1.30	0.00	0	-	-	NS	-	-
HUMBA	3	19.11	12.28	3	44.05	15.08	1	41.44	0.00	0	-	-	NS	-	-
TAFEM	3	839.60	62.04	4	1001.13	154.36	3	810.75	46.98	1	940.41	0.00	NS	-	-
JFEM	3	402.00	35.20	4	576.55	134.57	3	415.44	85.73	1	560.60	0.00	NS	-	-
ZPFEM	3	92.66	7.26	4	119.98	22.70	3	92.31	12.37	1	114.70	0.00	NS	-	-
IXYFEM	1	1.05	0.00	1	1.09	0.00	3	1.18	0.08	1	1.26	0.00	NS	-	-
IXYFEMa	3	1.12	0.07	4	1.00	0.10	3	1.18	0.08	1	1.26	0.00	NS	-	-
TATIB	0	-	-	1	851.48	0.00	3	698.16	53.17	1	759.12	0.00	NS	-	-
JTIB	0	-	-	1	641.05	0.00	3	479.14	108.58	1	535.93	0.00	NS	-	-
ZPTIB	0	-	-	1	121.99	0.00	3	93.40	13.46	1	103.75	0.00	NS	-	-
IXNTIB	0	-	-	1	2.18	0.00	3	1.77	0.18	1	2.14	0.00	NS	-	-
BODMASS	4	63.01	5.17	4	67.64	12.72	3	69.12	7.69	2	73.69	0.35	NS	-	-
ST	4	167.73	7.07	3	166.23	10.45	3	165.71	7.21	1	169.94	0.00	NS	-	-
SI	4	3.15	1.94	4	4.52	1.78	3	11.71	7.95	2	4.39	1.57	NS	-	-
RI	4	0.23	0.14	4	0.61	0.67	3	2.38	1.28	2	0.90	0.30	P<0.05	1-3, 2-3 (P<0.05)	1-3 (P<0.05)

Table A.1.5 – One-Way ANOVA for all the CSG variables, body mass (BODMASS), stature, status and rarity indices with class of age as factor. Classic period of the Aterno River Valley males. All acronyms in Appendix 1 title page.

ELL M	N	Age 20-30	SD	N	Age 30-40	SD	N	Age 40-50	SD	N	Age 50>	SD	Age effect	Post-Hoc (HSD)	HSD unequal size correction
TAHUMR	4	551.63	52.39	11	472.77	81.45	15	498.54	68.86	11	481.10	48.72	NS	-	-
JHUMR	3	319.58	59.24	9	219.60	63.79	15	260.67	64.25	9	241.23	45.88	NS	-	-
ZPHUMR	3	68.42	9.71	9	51.33	10.86	15	58.30	10.90	9	55.04	7.55	NS	-	-
IXNNHUMR	7	1.23	0.06	13	1.22	0.15	19	1.20	0.10	13	1.20	0.15	NS	-	-
TAHUML	5	485.46	60.60	11	436.60	53.51	17	445.00	60.56	11	461.13	62.18	NS	-	-
JHUML	4	240.67	56.22	9	194.56	36.54	17	222.80	56.71	9	238.91	82.01	NS	-	-
ZPHUML	4	55.29	10.01	9	46.71	6.55	17	51.24	9.76	9	53.64	12.14	NS	-	-
IXNNHUML	8	1.33	0.13	13	1.27	0.15	21	1.30	0.16	13	1.33	0.19	NS	-	-
HUMBA	7	12.92	9.78	12	21.18	13.21	19	21.64	11.03	13	18.34	19.91	NS	-	-
TAFEM	5	855.82	123.90	10	837.58	132.62	15	852.55	91.15	9	900.29	107.62	NS	-	-
JFEM	5	431.65	124.68	9	459.96	115.66	13	480.47	89.92	9	520.96	124.43	NS	-	-
ZPFEM	5	96.25	20.16	9	99.20	19.25	13	102.11	14.57	9	108.47	19.07	NS	-	-
IXYFEM	5	1.19	0.25	6	1.02	0.14	17	1.08	0.23	7	1.21	0.20	NS	-	-
IXYFEMa	6	1.15	0.24	11	1.03	0.21	17	1.08	0.23	10	1.20	0.25	NS	-	-
TATIB	3	729.19	98.99	8	662.70	57.47	10	715.88	102.06	7	710.57	77.15	NS	-	-
JTIB	3	466.74	113.78	8	458.54	70.12	10	527.86	87.17	6	532.79	237.99	NS	-	-
ZPTIB	3	94.29	17.05	8	90.75	10.32	10	100.54	14.46	6	99.37	26.74	NS	-	-
IXNTIB	4	1.64	0.20	8	2.31	0.53	13	2.30	0.28	7	2.05	0.48	P<0.05	1-2, 1-3 (P<0.05)	NS
BODMASS	6	66.95	2.89	12	70.36	7.34	19	71.46	5.92	11	75.22	4.58	P<0.05	3-4 (P<0.05)	NS
ST	7	165.55	3.94	10	167.37	9.12	22	166.59	5.29	10	170.68	7.05	NS	-	-
SI	9	124.52	74.74	14	113.66	73.06	24	115.23	68.37	13	135.84	56.94	NS	-	-
RI	9	4.05	2.73	14	3.10	1.96	24	3.45	2.10	13	4.36	1.89	NS	-	-

Table A.1.6 – One-Way ANOVA for all the CSG variables, body mass (BODMASS), stature and rarity indices with class of age as factor. Hellenistic males. All acronyms in Appendix 1 title page.

ELL F	N	Age 20-30	SD	N	Age 30-40	SD	N	Age 40-50	SD	N	Age 50>	SD	Age effect	Post-Hoc (HSD)	HSD unequal size correction
TAHUMR	7	428.39	34.28	5	450.21	58.96	9	428.97	57.09	8	416.67	40.61	NS	-	-
JHUMR	5	192.89	23.23	4	241.60	45.78	9	204.71	50.45	8	213.21	43.14	NS	-	-
ZPHUMR	5	47.44	4.89	4	55.10	7.35	9	48.54	8.73	8	48.95	7.06	NS	-	-
IXNNHUMR	8	1.28	0.16	6	1.24	0.10	11	1.34	0.15	10	1.24	0.11	NS	-	-
TAHUML	6	408.04	33.93	4	377.87	42.47	10	406.76	49.91	9	388.37	37.91	NS	-	-
JHUML	4	184.50	29.24	3	176.99	12.13	10	191.18	39.98	9	188.03	39.77	NS	-	-
ZPHUML	4	45.19	5.84	3	43.75	2.27	10	45.84	7.32	9	44.58	6.58	NS	-	-
IXNNHUML	8	1.41	0.24	5	1.34	0.26	12	1.33	0.12	11	1.38	0.11	NS	-	-
HUMBA	7	7.89	4.55	5	29.23	32.96	11	11.92	9.93	10	22.26	25.91	NS	-	-
TAFEM	5	801.24	122.15	3	757.25	89.56	9	789.03	107.16	8	764.97	91.32	NS	-	-
JFEM	3	359.50	54.34	3	356.50	80.69	9	388.16	97.50	8	395.13	75.15	NS	-	-
ZPFEM	3	83.02	8.59	3	83.10	14.13	9	88.33	16.55	8	87.94	13.11	NS	-	-
IXYFEM	4	1.05	0.13	2	1.18	0.16	6	1.05	0.14	7	1.08	0.14	NS	-	-
IXYFEMa	6	1.05	0.11	3	1.19	0.12	9	1.10	0.18	8	1.09	0.13	NS	-	-
TATIB	6	648.46	83.89	3	635.91	97.72	7	730.50	124.98	7	633.23	85.86	NS	-	-
JTIB	6	396.58	68.64	3	381.21	81.76	7	507.86	177.37	7	405.64	91.49	NS	-	-
ZPTIB	6	83.07	12.32	3	80.39	14.51	7	98.59	25.80	7	83.31	14.26	NS	-	-
IXNTIB	8	2.06	0.27	3	1.68	0.36	7	1.92	0.41	7	2.03	0.29	NS	-	-
BODMASS	8	62.35	5.79	5	62.93	7.22	10	63.79	5.15	9	62.50	3.99	NS	-	-
ST	9	160.83	5.67	5	157.99	5.28	10	159.55	3.85	10	154.43	5.94	NS	-	-
SI	11	101.34	107.82	7	99.78	56.32	12	113.02	55.06	10	102.75	69.15	NS	-	-
RI	11	3.50	3.60	7	3.20	1.55	12	3.85	1.75	10	3.43	2.38	NS	-	-

Table A.1.7 – One-Way ANOVA for all the CSG variables, body mass (BODMASS), stature and rarity indices with class of age as factor. Hellenistic females. All acronyms in Appendix 1 title page.

Appendix 2 – Post-hoc multiple comparisons of stature between the Neolithic sample and the Orientalizing-Archaic subsamples based on status categories.

Abbreviations as in the title page of Appendix 1, and in addition:

NEOL: Neolithic;

Intervals of numbers refer to the Status Index category, e.g.:

0-15: Status Index between 0 and 15;

15-45: Status Index between 15 and 45;

45>: Status Index above 45;

Period and Status	N	Mean	SD	O-A M 0-15	O-A M 15-45	O-A M 45>	
NEOL M	21	162.02	6.24	NS	** (***)	*** (***)	
O-A M 0-15	30	165.74	7.95		NS	° (*)	
O-A M 15-45	109	167.92	6.87			NS	
O-A M 45>	40	169.46	5.49				
Period and Status	N	Mean	SD	O-A F 0-30	O-A F 30-60	O-A F 60>	
NEOL F	13	154.49	5.55	NS (°)	NS (*)	NS	
O-A F 0-30	24	158.12	4.70		NS	NS	
O-A F 30-60	37	158.18	6.25			NS	
O-A F 60>	24	157.52	4.83				
Period and Status	N	Mean	SD	V SEC ALF M 0-10	V SEC ALF M 10-20	V SEC ALF M 20>	
NEOL M	21	162.02	6.24	* (**)	* (**)	** (***)	
V SEC ALF M 0-10	12	167.79	4.39		NS	NS	
V SEC ALF M 10-20	16	167.37	4.12			NS	
V SEC ALF M 20>	6	170.93	3.03				
Period and Status	N	Mean	SD	V SEC ALF F 0-30	V SEC ALF F 30-60	V SEC ALF F 60>	
NEOL F	13	154.49	5.55	° (*)	NS	NS (°)	
V SEC ALF F 0-30	4	162.10	3.94		NS	NS	
V SEC ALF F 30-60	6	158.33	4.30			NS	
V SEC ALF F 60>	8	158.72	6.69				
Level of	N	Mean	SD	V SEC M 0-5	V SEC M 5-10	V SEC M 10>	
NEOL M	21	162.02	6.24	** (***)	° (*)	NS	
V SEC M 0-5	36	168.29	6.66		NS	NS	
V SEC M 5-10	12	168.00	7.15			NS	
V SEC M 10>	6	166.92	7.27				
Period and Status	N	Mean	SD	V SEC F 0-5	V SEC F 5>		
NEOL F	13	154.49	5.55	NS	NS		
V SEC F 0-5	10	158.44	4.23		NS		
V SEC F 5>	2	158.18	3.01				
Level of	N	Mean	SD	ELL M 0-60	ELL M 60-120	ELL M 120-180	ELL M 180>
NEOL M	34	159.14	6.97	° (**)	* (**)	NS (*)	° (*)
ELL M 0-60	49	163.69	9.78		NS	NS	NS
ELL M 60-120	68	163.72	8.27			NS	NS
ELL M 120-180	65	163.22	8.04				NS
ELL M 180>	37	163.0	8.33				
Period and Status	N	Mean	SD	ELL F 0-60	ELL F 60-120	ELL F 120-180	ELL F 180>
NEOL F	13	154.49	5.55	NS (*)	NS	NS	NS
ELL F 0-60	21	159.14	6.09		NS (°)	NS	NS
ELL F 60-120	24	156.23	5.44			NS	NS
ELL F 120-180	27	157.54	5.67				NS
ELL F 180>	16	156.84	5.13				

Table A2.1 – Comparison of stature between the Neolithic sample and Iron Age samples categorized on the basis of status. Tuckey's Honestly Significant Difference corrects for multiple comparisons and is provided outside of parentheses; Fisher's Least Squared Distance does not correct for multiple comparisons and is provided in parentheses. Acronyms in previous page.

Appendix 3 – Comparison of robusticity CSG variables of the humerus and femur among male Neolithic and Hellenistic individuals divided by status categories.

Abbreviations as in the title pages of Appendices 1 and 2.

Males	NEOL			ELL 0-60			ELL 60-120			ELL 120-180			ELL 180>			Pairwise Comparisons			
	N	Mean	SD	N	Mean	SD	N	Mean	SD	N	Mean	SD	N	Mean	SD	ELL 0-60	ELL 60-120	ELL 120-180	ELL 180>
TAHUMR	13	482.91	49.56	35	507.05	59.86	42	482.09	58.33	32	489.63	61.19	21	488.59	69.94	NS	NS	NS	NS
ZPHUMR	13	56.13	9.06	28	60.62	9.71	33	55.45	8.70	23	57.84	9.50	18	57.11	9.30	NS	NS	NS	NS
JHUMR	13	245.62	58.57	28	273.77	60.25	33	245.15	52.20	23	259.75	58.70	18	255.70	58.45	NS	NS	NS	NS
TAHUML	12	458.56	41.56	35	465.58	57.49	44	450.52	53.20	32	453.49	53.90	21	449.93	61.40	NS	NS	NS	NS
ZPHUML	12	52.75	6.96	28	55.21	10.27	35	51.59	8.25	23	53.43	10.07	18	51.95	8.41	NS	NS	NS	NS
JHUML	12	226.31	44.45	28	245.31	65.68	35	225.14	48.50	23	236.77	64.92	18	228.31	53.35	NS	NS	NS	NS
TAFEM	13	862.25	86.74	27	872.29	73.13	41	859.08	98.89	34	873.35	106.99	14	885.00	85.12	NS	NS	NS	NS
ZPFEM	17	105.91	16.68	27	101.74	11.96	39	100.85	14.89	32	104.17	16.59	14	104.01	11.59	NS	NS	NS	NS
JFEM	17	487.53	101.94	27	471.76	78.16	39	470.14	91.35	32	491.87	104.97	14	487.41	70.70	NS	NS	NS	NS

Table A3.1 – Comparison of robusticity CSG variables of the humerus and femur among male Neolithic and Hellenistic male individuals divided by status categories.

¹ Post-hoc comparisons of an ANOVA with period and status categories (Neolithic, Hellenistic 0-60, Hellenistic 60-120, Hellenistic 120-180, Hellenistic 180>) as factors. Tuckey's Honestly Significant Difference corrects for multiple comparisons and is provided outside of parentheses; Fisher's Least Squared Distance does not correct for multiple comparisons and is provided in parentheses; pairwise non-parametric Mann-Whitney U-Test is provided in squared parentheses.

Females	NEOL			ELL 0-60			ELL 60-120			ELL 120-180			ELL 180>			Pairwise Comparisons			
	N	Mean	SD	N	Mean	SD	N	Mean	SD	N	Mean	SD	N	Mean	SD	ELL 0-60	ELL 60-120	ELL 120-180	ELL 180>
TAHUMR	9	395.93	30.67	21	419.57	53.50	22	411.73	47.18	24	404.41	49.95	15	413.05	60.76	NS	NS	NS	NS
ZPHUMR	9	42.30	3.96	16	46.88	9.03	19	45.85	7.05	23	45.38	8.29	12	45.11	10.32	NS	NS	NS	NS
JHUMR	9	166.09	23.52	16	194.93	52.17	19	189.18	37.50	23	188.36	48.83	12	184.07	55.06	NS	NS	NS	NS
TAHUML	8	388.08	26.94	22	399.53	56.58	20	392.14	51.56	24	379.00	36.99	15	385.37	53.96	NS	NS	NS	NS
ZPHUML	8	41.56	3.41	17	44.91	9.26	17	43.29	7.62	24	42.33	5.95	12	41.88	8.87	NS	NS	NS	NS
JHUML	8	162.88	19.11	17	186.20	53.69	17	176.93	39.39	24	172.84	34.35	12	168.96	46.83	NS	NS	NS	NS
TAFEM	10	803.80	71.90	15	802.02	110.17	22	765.67	105.04	22	750.85	60.74	11	771.18	94.31	NS	NS	NS [*]	NS
ZPFEM	13	93.90	11.52	14	89.15	15.93	21	84.79	16.04	22	84.02	9.11	11	85.48	12.77	NS	NS (°) [°]	NS (*) [*]	NS [°]
JFEM	13	415.46	70.28	14	396.36	101.18	21	366.28	92.59	22	366.95	55.19	11	370.15	74.61	NS	NS [°]	NS [°]	NS

Table A3.2 – Comparison of robusticity CSG variables of the humerus and femur among male Neolithic and Hellenistic female individuals divided by status categories.

¹ Post-hoc comparisons of an ANOVA with period and status categories (Neolithic, Hellenistic 0-60, Hellenistic 60-120, Hellenistic 120-180, Hellenistic 180>) as factors. Tuckey's Honestly Significant Difference corrects for multiple comparisons and is provided outside of parentheses; Fisher's Least Squared Distance does not correct for multiple comparisons and is provided in parentheses; pairwise non-parametric Mann-Whitney U-Test is provided in squared parentheses.

Appendix 4 – Post-hoc multiple comparisons of stature among status categories in Iron Age samples.

Abbreviations as in the title pages of Appendices 1 and 2.

Stature	N	Mean	SD	Pairwise Comparisons		
O-A Males	179	167.90	6.85	O-A 15-45	O-A 45>	
O-A 0-15	30	165.74	7.95	NS	° (*)	
O-A 15-45	109	167.92	6.87		NS	
O-A 45>	40	169.46	5.49			
Stature	N	Mean	SD			
O-A Females	85	157.98	5.41	O-A 30-60	O-A 60>	
O-A 0-30	24	158.12	4.70	NS	NS	
O-A 30-60	37	158.18	6.25		NS	
O-A 60>	24	157.52	4.83			
Stature	N	Mean	SD			
ELL Males	131	167.71	6.29	ELL 60-120	ELL 120-180	ELL 180>
ELL 0-60	28	167.10	5.10	NS	NS	NS
ELL 60-120	38	167.26	7.00		NS	NS
ELL 120-180	44	167.81	6.51			NS
ELL 180>	21	169.11	6.08			
Stature	N	Mean	SD			
ELL Females	88	157.44	5.63	ELL 60-120	ELL 120-180	ELL 180>
ELL 0-60	21	159.14	6.09	NS	NS	NS
ELL 60-120	24	156.23	5.44		NS	NS
ELL 120-180	27	157.54	5.67			NS
ELL 180>	16	156.84	5.13			
Stature	N	Mean	SD			
V SEC ALF Males	34	168.15	4.16	V SEC ALF 10-20	V SEC ALF 20>	
V SEC ALF 0-10	12	167.79	4.39	NS	NS (°)	
V SEC ALF 10-20	16	167.37	4.12		NS	
V SEC ALF 20>	6	170.93	3.03			
Stature	N	Mean	SD			
V SEC ALF Females	18	159.34	5.38	V SEC ALF 30-60	V SEC ALF 60>	
V SEC ALF 0-30	4	162.10	3.94	NS	NS	
V SEC ALF 30-60	8	158.72	6.69		NS	
V SEC ALF 60>	6	158.33	4.30			
Stature	N	Mean	SD			
V SEC Males	54	168.08	6.71	V SEC 5-10	V SEC 10>	
V SEC 0-5	36	168.29	6.66	NS	NS	
V SEC 5-10	12	168.00	7.15		NS	
V SEC 10>	6	166.92	7.27			

Table A4.1 – Comparison of stature between status categories within sex and Iron Age period. ¹ Post-hoc comparisons of an ANOVA with period as factor.

Appendix 5 – Comparison of CSG robusticity variables of the humerus and femur in among status categories in Iron Age samples.

Abbreviations as in the title pages of Appendices 1 and 2.

	Males			Pairwise Comparisons	
TAHUMR	N	Mean	SD	O-A 15-45	O-A 45>
O-A 0-15	28	477.22	59.56	NS	° (*) [*]
O-A 15-45	112	498.36	65.14		NS
O-A 45>	39	511.82	57.26		
ZPHUMR	N	Mean	SD	O-A 15-45	O-A 45>
O-A 0-15	20	53.89	8.71	° (*)	NS (*) [°]
O-A 15-45	85	59.23	10.61		NS
O-A 45>	28	59.90	10.55		
JHUMR	N	Mean	SD	O-A 15-45	O-A 45>
O-A 0-15	20	233.36	48.05	NS (*)	NS (°) [°]
O-A 15-45	85	264.25	63.36		NS
O-A 45>	28	268.35	66.31		
TAHUML	N	Mean	SD	O-A 15-45	O-A 45>
O-A 0-15	27	438.14	58.95	NS	NS
O-A 15-45	112	449.65	52.95		NS
O-A 45>	40	445.03	55.37		
ZPHUML	N	Mean	SD	O-A 15-45	O-A 45>
O-A 0-15	18	48.29	6.66	NS	NS
O-A 15-45	85	51.42	8.67		NS
O-A 45>	30	50.20	9.43		
JHUML	N	Mean	SD	O-A 15-45	O-A 45>
O-A 0-15	18	203.60	35.87	NS	NS
O-A 15-45	85	220.58	51.24		NS
O-A 45>	30	213.52	54.82		
TAFEM	N	Mean	SD	O-A 15-45	O-A 45>
O-A 0-15	29	846.15	98.83	NS (°)	* (*) [***]
O-A 15-45	93	883.07	96.27		NS
O-A 45>	37	913.18	101.38		
ZPFEM	N	Mean	SD	O-A 15-45	O-A 45>
O-A 0-15	29	96.32	13.82	NS (°)	* (*) [*]
O-A 15-45	91	101.97	13.95		NS
O-A 45>	35	105.96	17.43		
JFEM	N	Mean	SD	O-A 15-45	O-A 45>
O-A 0-15	29	436.48	82.21	NS (°)	* (*) [°]
O-A 15-45	91	470.13	84.83		NS
O-A 45>	35	491.54	109.06		

Table A5.1 – Comparison of CSG robusticity variables of the humerus and femur in among status categories (Orientalizing-Archaic 0-15, Orientalizing-Archaic 15-45, Orientalizing-Archaic 45>) of the male Orientalizing-Archaic sample. ¹ Tuckey's HSD post-hoc test provided outside of parentheses; Fisher's LSD post-hoc test provided in parentheses. Mann-Whitney U-Test provided in squared parentheses.

	Females			Pairwise Comparisons	
TAHUMR	N	Mean	SD	O-A 30-60	O-A 60>
O-A 0-30	25	424.71	49.37	NS	NS
O-A 30-60	39	443.38	48.59		NS
O-A 60>	25	438.03	47.26		
ZPHUMR	N	Mean	SD	O-A 30-60	O-A 60>
O-A 0-30	16	47.68	7.01	NS	NS
O-A 30-60	25	49.63	6.82		NS
O-A 60>	18	48.24	7.01		
JHUMR	N	Mean	SD	O-A 30-60	O-A 60>
O-A 0-30	16	195.46	38.19	NS	NS
O-A 30-60	25	205.68	39.45		NS
O-A 60>	18	198.49	37.42		
TAHUML	N	Mean	SD	O-A 30-60	O-A 60>
O-A 0-30	25	412.21	42.34	NS	NS
O-A 30-60	39	421.38	39.97		NS
O-A 60>	25	420.95	46.71		
ZPHUML	N	Mean	SD	O-A 30-60	O-A 60>
O-A 0-30	16	46.26	6.16	NS	NS
O-A 30-60	25	47.12	5.50		NS
O-A 60>	18	46.50	7.04		
JHUML	N	Mean	SD	O-A 30-60	O-A 60>
O-A 0-30	16	188.64	32.75	NS	NS
O-A 30-60	25	194.39	34.44		NS
O-A 60>	18	190.77	37.01		
TAFEM	N	Mean	SD	O-A 30-60	O-A 60>
O-A 0-30	22	814.34	107.35	NS	NS
O-A 30-60	33	822.04	83.79		NS
O-A 60>	20	843.02	89.13		
ZPFEM	N	Mean	SD	O-A 30-60	O-A 60>
O-A 0-30	22	92.63	15.81	NS	NS
O-A 30-60	32	93.59	12.26		NS
O-A 60>	20	94.84	13.63		
JFEM	N	Mean	SD	O-A 30-60	O-A 60>
O-A 0-30	22	412.92	92.73	NS	NS
O-A 30-60	32	415.73	73.88		NS
O-A 60>	20	418.35	79.70		

Table A5.2 – Comparison of CSG robusticity variables of the humerus and femur in among status categories (Orientalizing-Archaic 0-30, Orientalizing-Archaic 30-60, Orientalizing-Archaic 60>) of the female Orientalizing-Archaic sample. ¹ Tuckey's HSD post-hoc test provided outside of parentheses; Fisher's LSD post-hoc test provided in parentheses. Mann-Whitney U-Test provided in squared parentheses.

	Males			Pairwise Comparisons	
TAHUMR	N	Mean	SD	V SEC ALF 10-20	V SEC ALF 20>
V SEC ALF 0-10	11	495.39	61.23	NS	NS
V SEC ALF 10-20	16	510.59	46.68		NS
V SEC ALF 20>	6	499.49	73.64		
ZPHUMR	N	Mean	SD	V SEC ALF 10-20	V SEC ALF 20>
V SEC ALF 0-10	11	58.79	11.83	NS	NS
V SEC ALF 10-20	15	61.58	8.13		NS
V SEC ALF 20>	6	59.30	10.90		
JHUMR	N	Mean	SD	V SEC ALF 10-20	V SEC ALF 20>
V SEC ALF 0-10	11	260.01	73.55	NS	NS
V SEC ALF 10-20	15	276.61	49.29		NS
V SEC ALF 20>	6	260.80	60.06		
TAHUML	N	Mean	SD	V SEC ALF 10-20	V SEC ALF 20>
V SEC ALF 0-10	11	456.64	41.84	NS	NS
V SEC ALF 10-20	16	458.29	52.33		NS
V SEC ALF 20>	5	432.05	57.34		
ZPHUML	N	Mean	SD	V SEC ALF 10-20	V SEC ALF 20>
V SEC ALF 0-10	11	53.28	7.67	NS	NS
V SEC ALF 10-20	15	53.83	8.32		NS
V SEC ALF 20>	5	48.98	9.18		
JHUML	N	Mean	SD	V SEC ALF 10-20	V SEC ALF 20>
V SEC ALF 0-10	11	229.35	46.42	NS	NS
V SEC ALF 10-20	15	232.84	47.81		NS
V SEC ALF 20>	5	204.29	52.41		
TAFEM	N	Mean	SD	V SEC ALF 10-20	V SEC ALF 20>
V SEC ALF 0-10	9	902.25	26.15	NS	NS
V SEC ALF 10-20	11	907.81	54.85		NS
V SEC ALF 20>	4	909.28	112.51		
ZPFEM	N	Mean	SD	V SEC ALF 10-20	V SEC ALF 20>
V SEC ALF 0-10	9	109.19	4.49	NS	NS
V SEC ALF 10-20	11	108.67	7.39		NS
V SEC ALF 20>	4	107.69	16.61		
JFEM	N	Mean	SD	V SEC ALF 10-20	V SEC ALF 20>
V SEC ALF 0-10	9	511.08	29.41	NS	NS
V SEC ALF 10-20	11	504.86	48.48		NS
V SEC ALF 20>	4	497.82	98.08		

Table A5.3 – Comparison of CSG robusticity variables of the humerus and femur in among status categories (Classic 0-10, Classic 10-20, Classic 20>) of the male Classic Alfedena sample. ¹ Tuckey's HSD post-hoc test provided outside of parentheses; Fisher's LSD post-hoc test provided in parentheses. Mann-Whitney U-Test provided in squared parentheses.

	Females			Pairwise Comparisons	
TAHUMR	N	Mean	SD	V SEC ALF 30-60	V SEC ALF 60>
V SEC ALF 0-30	3	408.06	13.11	NS	NS
V SEC ALF 30-60	8	427.44	47.94		NS
V SEC ALF 60>	5	410.36	50.05		
ZPHUMR	N	Mean	SD	V SEC ALF 30-60	V SEC ALF 60>
V SEC ALF 0-30	1	49.33		NS	NS
V SEC ALF 30-60	7	48.85	8.64		NS
V SEC ALF 60>	5	47.49	7.38		
JHUMR	N	Mean	SD	V SEC ALF 30-60	V SEC ALF 60>
V SEC ALF 0-30	1	217.11		NS	NS
V SEC ALF 30-60	7	206.50	52.16		NS (*)
V SEC ALF 60>	5	198.69	38.35		
TAHUML	N	Mean	SD	V SEC ALF 30-60	V SEC ALF 60>
V SEC ALF 0-30	3	386.15	17.61	NS	NS
V SEC ALF 30-60	8	424.95	30.25		NS
V SEC ALF 60>	4	374.39	53.17		
ZPHUML	N	Mean	SD	V SEC ALF 30-60	V SEC ALF 60>
V SEC ALF 0-30	1	48.47		NS	NS
V SEC ALF 30-60	7	49.82	6.38		NS
V SEC ALF 60>	4	42.18	7.57		
JHUML	N	Mean	SD	V SEC ALF 30-60	V SEC ALF 60>
V SEC ALF 0-30	1	214.18		NS	NS
V SEC ALF 30-60	7	214.74	41.19		NS
V SEC ALF 60>	4	170.88	37.94		
TAFEM	N	Mean	SD	V SEC ALF 30-60	V SEC ALF 60>
V SEC ALF 0-30	3	769.97	79.74	NS	NS
V SEC ALF 30-60	5	870.76	59.54		NS
V SEC ALF 60>	6	766.09	128.88		
ZPFEM	N	Mean	SD	V SEC ALF 30-60	V SEC ALF 60>
V SEC ALF 0-30	3	87.07	14.14	NS	NS
V SEC ALF 30-60	5	102.76	9.31		NS
V SEC ALF 60>	6	89.20	23.12		
JFEM	N	Mean	SD	V SEC ALF 30-60	V SEC ALF 60>
V SEC ALF 0-30	3	373.25	87.18	NS	NS
V SEC ALF 30-60	5	466.14	59.69		NS
V SEC ALF 60>	6	397.62	143.31		

Table A5.4 – Comparison of CSG robusticity variables of the humerus and femur in among status categories (Classic 0-30, Classic 30-60, Classic 60>) of the female Classic Alfedena sample. ¹ Tuckey's HSD post-hoc test provided outside of parentheses; Fisher's LSD post-hoc test provided in parentheses. Mann-Whitney U-Test provided in squared parentheses.

	Males			Pairwise Comparisons	
TAHUMR	N	Mean	SD	V SEC 5-10	V SEC 10>
V SEC 0-5	35	506.89	63.55	NS	NS
V SEC 5-10	12	515.29	65.41		NS
V SEC 10>	5	506.22	34.84		
ZPHUMR	N	Mean	SD	V SEC 5-10	V SEC 10>
V SEC 0-5	24	60.29	8.20	NS	NS
V SEC 5-10	9	60.54	12.89		NS
V SEC 10>	3	59.81	8.83		
JHUMR	N	Mean	SD	V SEC 5-10	V SEC 10>
V SEC 0-5	24	271.95	50.89	NS	NS
V SEC 5-10	9	274.71	83.84		NS
V SEC 10>	3	273.56	63.94		
TAHUML	N	Mean	SD	V SEC 5-10	V SEC 10>
V SEC 0-5	36	451.38	51.55	NS	NS
V SEC 5-10	9	441.94	52.08		NS
V SEC 10>	3	409.35	32.04		
ZPHUML	N	Mean	SD	V SEC 5-10	V SEC 10>
V SEC 0-5	25	52.85	6.68	NS	NS
V SEC 5-10	6	50.96	10.98		NS
V SEC 10>	1	52.04			
JHUML	N	Mean	SD	V SEC 5-10	V SEC 10>
V SEC 0-5	25	231.23	41.45	NS	NS
V SEC 5-10	6	219.63	67.05		NS
V SEC 10>	1	235.85			
TAFEM	N	Mean	SD	V SEC 5-10	V SEC 10>
V SEC 0-5	32	881.38	110.13	NS	NS
V SEC 5-10	11	866.46	109.35		NS
V SEC 10>	6	850.82	98.02		
ZPFEM	N	Mean	SD	V SEC 5-10	V SEC 10>
V SEC 0-5	31	102.29	16.26	NS	NS
V SEC 5-10	10	102.64	10.55		NS
V SEC 10>	6	95.52	13.58		
JFEM	N	Mean	SD	V SEC 5-10	V SEC 10>
V SEC 0-5	31	471.97	99.42	NS	NS
V SEC 5-10	10	470.94	59.86		NS
V SEC 10>	6	427.51	78.69		

Table A5.5 – Comparison of CSG robusticity variables of the humerus and femur in among status categories (Classic 0-5, Classic 5-10, Classic 10>) of the male Classic sample from the Aterno River Valley. ¹ Tuckey's HSD post-hoc test provided outside of parentheses; Fisher's LSD post-hoc test provided in parentheses. Mann-Whitney U-Test provided in squared parentheses.

	Males			Pairwise Comparisons		
TAHUMR	N	Mean	SD	ELL 60-120	ELL 120-180	ELL 180>
ELL 0-60	35	507.05	59.86	NS (°)	NS	NS
ELL 60-120	42	482.09	58.33		NS	NS
ELL 120-180	32	489.63	61.18			NS
ELL 180>	21	488.59	69.94			
ZPHUMR	N	Mean	SD	ELL 60-120	ELL 120-180	ELL 180>
ELL 0-60	28	60.62	9.71	NS (*) [°]	NS	NS
ELL 60-120	33	55.45	8.70		NS	NS
ELL 120-180	23	57.84	9.50			NS
ELL 180>	18	57.11	9.30			
JHUMR	N	Mean	SD	ELL 60-120	ELL 120-180	ELL 180>
ELL 0-60	28	273.77	60.25	NS (°)	NS	NS
ELL 60-120	33	245.15	52.20		NS	NS
ELL 120-180	23	259.75	58.70			NS
ELL 180>	18	255.70	58.45			
TAHUML	N	Mean	SD	ELL 60-120	ELL 120-180	ELL 180>
ELL 0-60	35	465.58	57.49	NS	NS	NS
ELL 60-120	44	450.52	53.20		NS	NS
ELL 120-180	32	453.49	53.90			NS
ELL 180>	21	449.93	61.40			
ZPHUML	N	Mean	SD	ELL 60-120	ELL 120-180	ELL 180>
ELL 0-60	28	55.21	10.27	NS	NS	NS
ELL 60-120	35	51.59	8.25		NS	NS
ELL 120-180	23	53.43	10.07			NS
ELL 180>	18	51.95	8.41			
JHUML	N	Mean	SD	ELL 60-120	ELL 120-180	ELL 180>
ELL 0-60	28	245.31	65.68	NS	NS	NS
ELL 60-120	35	225.14	48.50		NS	NS
ELL 120-180	23	236.77	64.92			NS
ELL 180>	18	228.31	53.35			
TAFEM	N	Mean	SD	ELL 60-120	ELL 120-180	ELL 180>
ELL 0-60	27	872.29	73.13	NS	NS	NS
ELL 60-120	41	859.08	98.89		NS	NS
ELL 120-180	34	873.35	106.99			NS
ELL 180>	14	885.00	85.12			
ZPFEM	N	Mean	SD	ELL 60-120	ELL 120-180	ELL 180>
ELL 0-60	27	101.74	11.96	NS	NS	NS
ELL 60-120	39	100.85	14.89		NS	NS
ELL 120-180	32	104.17	16.59			NS
ELL 180>	14	104.01	11.59			
JFEM	N	Mean	SD	ELL 60-120	ELL 120-180	ELL 180>
ELL 0-60	27	471.76	78.16	NS	NS	NS
ELL 60-120	39	470.14	91.35		NS	NS
ELL 120-180	32	491.87	104.97			NS
ELL 180>	14	487.41	70.70			

Table A5.6 – Comparison of CSG robusticity variables of the humerus and femur in among status categories (Hellenistic 0-60, Hellenistic 60-120, Hellenistic 120-180, Hellenistic 180>) of the male Hellenistic sample. ¹ Tuckey's HSD post-hoc test provided outside of parentheses; Fisher's LSD post-hoc test provided in parentheses. Mann-Whitney U-Test provided in squared parentheses.

	Females			Pairwise Comparisons		
TAHUMR	N	Mean	SD	ELL 60-120	ELL 120-180	ELL 180>
ELL 0-60	21	419.57	53.50	NS	NS	NS
ELL 60-120	22	411.73	47.18		NS	NS
ELL 120-180	24	404.41	49.95			NS
ELL 180>	15	413.05	60.76			
ZPHUMR	N	Mean	SD	ELL 60-120	ELL 120-180	ELL 180>
ELL 0-60	16	46.88	9.03	NS	NS	NS
ELL 60-120	19	45.85	7.05		NS	NS
ELL 120-180	23	45.38	8.29			NS
ELL 180>	12	45.11	10.32			
JHUMR	N	Mean	SD	ELL 60-120	ELL 120-180	ELL 180>
ELL 0-60	16	194.93	52.17	NS	NS	NS
ELL 60-120	19	189.18	37.50		NS	NS
ELL 120-180	23	188.36	48.83			NS
ELL 180>	12	184.07	55.06			
TAHUML	N	Mean	SD	ELL 60-120	ELL 120-180	ELL 180>
ELL 0-60	22	399.53	56.58	NS	NS	NS
ELL 60-120	20	392.14	51.56		NS	NS
ELL 120-180	24	379.00	36.99			NS
ELL 180>	15	385.37	53.96			
ZPHUML	N	Mean	SD	ELL 60-120	ELL 120-180	ELL 180>
ELL 0-60	17	44.91	9.26	NS	NS	NS
ELL 60-120	17	43.29	7.62		NS	NS
ELL 120-180	24	42.33	5.95			NS
ELL 180>	12	41.88	8.87			
JHUML	N	Mean	SD	ELL 60-120	ELL 120-180	ELL 180>
ELL 0-60	17	186.20	53.69	NS	NS	NS
ELL 60-120	17	176.93	39.39		NS	NS
ELL 120-180	24	172.84	34.35			NS
ELL 180>	12	168.96	46.83			
TAFEM	N	Mean	SD	ELL 60-120	ELL 120-180	ELL 180>
ELL 0-60	15	802.02	110.17	NS	NS	NS
ELL 60-120	22	765.67	105.04		NS	NS
ELL 120-180	22	750.85	60.74			NS
ELL 180>	11	771.18	94.31			
ZPFEM	N	Mean	SD	ELL 60-120	ELL 120-180	ELL 180>
ELL 0-60	14	89.15	15.93	NS	NS	NS
ELL 60-120	21	84.79	16.04		NS	NS
ELL 120-180	22	84.02	9.11			NS
ELL 180>	11	85.48	12.77			
JFEM	N	Mean	SD	ELL 60-120	ELL 120-180	ELL 180>
ELL 0-60	14	396.36	101.18	NS	NS	NS
ELL 60-120	21	366.28	92.59		NS	NS
ELL 120-180	22	366.95	55.19			NS
ELL 180>	11	370.15	74.61			

Table A5.6 – Comparison of CSG robusticity variables of the humerus and femur in among status categories (Hellenistic 0-60, Hellenistic 60-120, Hellenistic 120-180, Hellenistic 180>) of the female Hellenistic sample. ¹ Tuckey's HSD post-hoc test provided outside of parentheses; Fisher's LSD post-hoc test provided in parentheses. Mann-Whitney U-Test provided in squared parentheses.

Appendix 6 – Comparison of CSG variables correlated with mobility of the femur and tibia in Iron Age samples divided by status categories.

Abbreviations as in the title pages of Appendices 1 and 2.

Males	Orientalizing-Archaic			Pairwise Comparisons¹	
IXYFEM	N	Mean	SD	O-A 15-45	O-A 45>
O-A 0-15	13	1.02	0.21	NS	NS
O-A 15-45	66	1.07	0.16		NS
O-A 45>	23	1.06	0.19		
IXYFEMa	N	Mean	SD	O-A 15-45	O-A 45>
O-A 0-15	31	1.06	0.18	NS	NS
O-A 15-45	99	1.07	0.17		NS
O-A 45>	38	1.08	0.20		
TATIB	N	Mean	SD	O-A 15-45	O-A 45>
O-A 0-15	15	710.68	107.00	NS	NS
O-A 15-45	64	727.97	87.92		NS
O-A 45>	25	749.22	86.25		
ZPTIB	N	Mean	SD	O-A 15-45	O-A 45>
O-A 0-15	15	95.59	20.59	NS	NS (°) [°]
O-A 15-45	63	101.21	15.69		NS
O-A 45>	25	105.82	15.74		
JTIB	N	Mean	SD	O-A 15-45	O-A 45>
O-A 0-15	15	485.49	144.44	NS	NS (°) [°]
O-A 15-45	63	523.22	108.83		NS
O-A 45>	25	556.84	105.66		
IXNTIB	N	Mean	SD	O-A 15-45	O-A 45>
O-A 0-15	15	2.13	0.28	NS (°)	NS
O-A 15-45	67	2.35	0.48		NS
O-A 45>	25	2.36	0.49		

Table A6.1 – Comparison of CSG variables correlated with mobility of the femur and tibia among Orientalizing-Archaic male individuals divided by status categories (Orientalizing-Archaic 0-15, Orientalizing-Archaic 15-45, Orientalizing-Archaic 45>).

¹ Post-hoc comparisons of an ANOVA with status categories as factor. Tuckey's Honestly Significant Difference corrects for multiple comparisons and is provided outside of parentheses; Fisher's Least Squared Distance does not correct for multiple comparisons and is provided in parentheses; pairwise non-parametric Mann-Whitney U-Test is provided in squared parentheses.

Females	Orientalizing-Archaic			Pairwise Comparisons¹	
IXYFEM	N	Mean	SD	O-A 30-60	O-A 60>
O-A 0-30	8	1.08	0.18	NS	* (*) [*]
O-A 30-60	23	1.01	0.19		NS [*]
O-A 60>	13	0.89	0.08		
IXYFEMa	N	Mean	SD	O-A 30-60	O-A 60>
O-A 0-30	22	1.00	0.19	NS	NS
O-A 30-60	35	1.00	0.19		NS
O-A 60>	20	0.93	0.13		
TATIB	N	Mean	SD	O-A 30-60	O-A 60>
O-A 0-30	14	642.36	107.01	NS	NS [*]
O-A 30-60	18	650.23	76.84		NS
O-A 60>	13	680.01	54.07		
ZPTIB	N	Mean	SD	O-A 30-60	O-A 60>
O-A 0-30	14	82.89	17.06	NS	NS [*]
O-A 30-60	17	87.03	13.48		NS
O-A 60>	13	88.86	7.52		
JTIB	N	Mean	SD	O-A 30-60	O-A 60>
O-A 0-30	14	396.87	106.36	NS	NS
O-A 30-60	17	430.48	93.02		NS
O-A 60>	13	428.68	51.93		
IXNTIB	N	Mean	SD	O-A 30-60	O-A 60>
O-A 0-30	14	2.02	0.40	NS	NS
O-A 30-60	19	2.14	0.47		NS
O-A 60>	13	2.15	0.30		

Table A6.2 – Comparison of CSG variables correlated with mobility of the femur and tibia among Orientalizing-Archaic female individuals divided by status categories (Orientalizing-Archaic 0-30, Orientalizing-Archaic 30-60, Orientalizing-Archaic 60>).

¹ Post-hoc comparisons of an ANOVA with status categories as factor. Tuckey's Honestly Significant Difference corrects for multiple comparisons and is provided outside of parentheses; Fisher's Least Squared Distance does not correct for multiple comparisons and is provided in parentheses; pairwise non-parametric Mann-Whitney U-Test is provided in squared parentheses.

Males	Classic Alfedena			Pairwise Comparisons ¹	
IXYFEM	N	Mean	SD	V SEC ALF 10-20	V SEC ALF 20>
V SEC ALF 0-10	8	0.96	0.12	NS	° (*) [*]
V SEC ALF 10-20	11	1.07	0.17		NS
V SEC ALF 20>	3	1.19	0.09		
IXYFEMa	N	Mean	SD	V SEC ALF 10-20	V SEC ALF 20>
V SEC ALF 0-10	9	1.01	0.16	NS	° (*) [*]
V SEC ALF 10-20	11	1.07	0.17		NS
V SEC ALF 20>	4	1.23	0.10		
TATIB	N	Mean	SD	V SEC ALF 10-20	V SEC ALF 20>
V SEC ALF 0-10	6	728.01	54.28	NS	NS
V SEC ALF 10-20	16	728.96	63.42		NS
V SEC ALF 20>	5	758.59	98.78		
ZPTIB	N	Mean	SD	V SEC ALF 10-20	V SEC ALF 20>
V SEC ALF 0-10	6	104.64	10.46	NS	NS
V SEC ALF 10-20	16	102.09	11.15		NS
V SEC ALF 20>	5	107.32	16.40		
JTIB	N	Mean	SD	V SEC ALF 10-20	V SEC ALF 20>
V SEC ALF 0-10	6	543.49	75.40	NS	NS
V SEC ALF 10-20	16	519.15	76.75		NS
V SEC ALF 20>	5	550.06	96.79		
IXNTIB	N	Mean	SD	V SEC ALF 10-20	V SEC ALF 20>
V SEC ALF 0-10	6	2.30	0.23	NS	NS
V SEC ALF 10-20	16	2.31	0.39		NS
V SEC ALF 20>	5	2.15	0.19		

Table A6.3 – Comparison of CSG variables correlated with mobility of the femur and tibia among male individuals from the Classic period of the Alfedena necropolis divided by status categories (V SEC ALF 0-10, V SEC ALF 10-20, V SEC ALF 20>).

¹ Post-hoc comparisons of an ANOVA with status categories as factor. Tuckey's Honestly Significant Difference corrects for multiple comparisons and is provided outside of parentheses; Fisher's Least Squared Distance does not correct for multiple comparisons and is provided in parentheses; pairwise non-parametric Mann-Whitney U-Test is provided in squared parentheses.

Females	Classic Alfedena			Pairwise Comparisons¹	
IXYFEM	N	Mean	SD	V SEC ALF 30-60	V SEC ALF 60>
V SEC ALF 0-30	3	0.89	0.15	NS	NS
V SEC ALF 30-60	5	0.90	0.19		NS
V SEC ALF 60>	6	1.01	0.12		
IXYFEMa	N	Mean	SD	V SEC ALF 30-60	V SEC ALF 60>
V SEC ALF 0-30	3	0.89	0.15	NS	NS
V SEC ALF 30-60	5	0.90	0.19		NS
V SEC ALF 60>	6	1.01	0.12		
TATIB	N	Mean	SD	V SEC ALF 30-60	V SEC ALF 60>
V SEC ALF 0-30	3	623.02	26.20	NS	NS
V SEC ALF 30-60	5	652.68	72.97		NS
V SEC ALF 60>	5	617.23	131.90		
ZPTIB	N	Mean	SD	V SEC ALF 30-60	V SEC ALF 60>
V SEC ALF 0-30	3	88.01	12.94	NS	NS
V SEC ALF 30-60	5	89.33	13.82		NS
V SEC ALF 60>	5	84.26	25.10		
JTIB	N	Mean	SD	V SEC ALF 30-60	V SEC ALF 60>
V SEC ALF 0-30	3	449.22	113.65	NS	NS
V SEC ALF 30-60	5	441.63	85.65		NS
V SEC ALF 60>	5	421.14	163.71		
IXNTIB	N	Mean	SD	V SEC ALF 30-60	V SEC ALF 60>
V SEC ALF 0-30	3	2.20	0.42	NS	NS
V SEC ALF 30-60	5	2.11	0.53		NS
V SEC ALF 60>	5	1.70	0.20		

Table A6.4 – Comparison of CSG variables correlated with mobility of the femur and tibia among female individuals from the Classic period of the Alfedena necropolis divided by status categories (V SEC ALF 0-30, V SEC ALF 30-60, V SEC ALF 60>).

¹ Post-hoc comparisons of an ANOVA with status categories as factor. Tuckey's Honestly Significant Difference corrects for multiple comparisons and is provided outside of parentheses; Fisher's Least Squared Distance does not correct for multiple comparisons and is provided in parentheses; pairwise non-parametric Mann-Whitney U-Test is provided in squared parentheses.

Males	Classic Aterno River Valley			Pairwise Comparisons	
IXYFEM	N	Mean	SD	V SEC 5-10	V SEC 10>
V SEC 0-5	21	1.09	0.24	NS	NS
V SEC 5-10	7	1.03	0.13		NS
V SEC 10>	5	1.06	0.09		
IXYFEMa	N	Mean	SD	V SEC 5-10	V SEC 10>
V SEC 0-5	33	1.08	0.20	NS	NS
V SEC 5-10	11	1.07	0.15		NS
V SEC 10>	6	1.07	0.08		
TATIB	N	Mean	SD	V SEC 5-10	V SEC 10>
V SEC 0-5	21	713.02	73.33	NS	NS
V SEC 5-10	7	732.46	92.35		NS
V SEC 10>	4	670.99	4.94		
ZPTIB	N	Mean	SD	V SEC 5-10	V SEC 10>
V SEC 0-5	21	96.62	10.82	NS	NS
V SEC 5-10	7	103.21	13.22		NS
V SEC 10>	4	92.83	8.85		
JTIB	N	Mean	SD	V SEC 5-10	V SEC 10>
V SEC 0-5	21	492.10	76.08	NS	NS
V SEC 5-10	7	539.80	78.69		NS
V SEC 10>	4	481.95	81.44		
IXNTIB	N	Mean	SD	V SEC 5-10	V SEC 10>
V SEC 0-5	21	2.34	0.54	NS	NS
V SEC 5-10	7	2.35	0.48		NS
V SEC 10>	4	2.15	0.59		

Table A6. 4 – Comparison of CSG variables correlated with mobility of the femur and tibia among male individuals from the Classic period of the Aterno River Valley divided by status categories (V SEC 0-5, V SEC 5-10, V SEC 10>).

¹ Post-hoc comparisons of an ANOVA with status categories as factor. Tuckey's Honestly Significant Difference corrects for multiple comparisons and is provided outside of parentheses; Fisher's Least Squared Distance does not correct for multiple comparisons and is provided in parentheses; pairwise non-parametric Mann-Whitney U-Test is provided in squared parentheses.

Males	Hellenistic			Pairwise Comparisons¹		
IXYFEM	N	Mean	SD	ELL 60-120	ELL 120-180	ELL 180>
ELL 0-60	20	1.06	0.17	NS	NS	NS
ELL 60-120	28	1.05	0.21		NS	NS
ELL 120-180	30	1.03	0.21			NS
ELL 180>	12	1.09	0.19			
IXYFEMa	N	Mean	SD	ELL 60-120	ELL 120-180	ELL 180>
ELL 0-60	30	1.05	0.17	NS	NS	NS
ELL 60-120	42	1.09	0.22		NS	NS
ELL 120-180	36	1.05	0.22			NS
ELL 180>	14	1.06	0.19			
TATIB	N	Mean	SD	ELL 60-120	ELL 120-180	ELL 180>
ELL 0-60	15	733.10	65.89	NS	NS	NS
ELL 60-120	23	700.54	104.21		NS	NS
ELL 120-180	28	710.04	69.51			NS
ELL 180>	12	706.25	77.52			
ZPTIB	N	Mean	SD	ELL 60-120	ELL 120-180	ELL 180>
ELL 0-60	14	100.98	11.47	NS	NS	NS
ELL 60-120	22	97.42	17.73		NS	NS
ELL 120-180	27	99.79	14.38			NS
ELL 180>	12	95.52	13.65			
JTIB	N	Mean	SD	ELL 60-120	ELL 120-180	ELL 180>
ELL 0-60	14	521.72	79.95	NS	NS	NS
ELL 60-120	22	509.06	124.20		NS	NS
ELL 120-180	27	530.47	116.23			NS
ELL 180>	12	491.02	99.74			
IXNTIB	N	Mean	SD	ELL 60-120	ELL 120-180	ELL 180>
ELL 0-60	16	2.03	0.40	NS	NS	NS
ELL 60-120	23	2.09	0.42		NS	NS
ELL 120-180	31	2.08	0.38			NS
ELL 180>	12	1.98	0.43			

Table A6.5 – Comparison of CSG variables correlated with mobility of the femur and tibia among male individuals from the Hellenistic period divided by status categories (ELL 0-60, ELL 60-120, ELL 120-180, ELL 180>).

¹ Post-hoc comparisons of an ANOVA with status categories as factor. Tuckey's Honestly Significant Difference corrects for multiple comparisons and is provided outside of parentheses; Fisher's Least Squared Distance does not correct for multiple comparisons and is provided in parentheses; pairwise non-parametric Mann-Whitney U-Test is provided in squared parentheses.

Females	Hellenistic			Pairwise Comparisons¹		
IXYFEM	N	Mean	SD	ELL 60-120	ELL 120-180	ELL 180>
ELL 0-60	13	0.96	0.17	NS (°) [°]	NS	NS
ELL 60-120	16	1.08	0.18		NS (°) [°]	NS
ELL 120-180	12	0.95	0.20			NS
ELL 180>	3	0.98	0.01			
IXYFEMa	N	Mean	SD	ELL 60-120	ELL 120-180	ELL 180>
ELL 0-60	16	0.99	0.17	NS	NS	NS
ELL 60-120	22	1.05	0.17		NS	NS
ELL 120-180	23	1.01	0.20			NS
ELL 180>	12	1.02	0.12			
TATIB	N	Mean	SD	ELL 60-120	ELL 120-180	ELL 180>
ELL 0-60	16	642.23	89.03	NS	NS	NS
ELL 60-120	19	650.18	116.11		NS	NS
ELL 120-180	13	644.03	94.58			NS
ELL 180>	4	590.51	30.56			
ZPTIB	N	Mean	SD	ELL 60-120	ELL 120-180	ELL 180>
ELL 0-60	16	84.13	14.87	NS	NS	NS [°]
ELL 60-120	19	85.26	18.97		NS	NS [°]
ELL 120-180	12	83.30	16.80			NS
ELL 180>	4	70.51	7.30			
JTIB	N	Mean	SD	ELL 60-120	ELL 120-180	ELL 180>
ELL 0-60	16	410.67	98.98	NS	NS	NS [°]
ELL 60-120	19	415.96	120.04		NS	NS (°) [°]
ELL 120-180	12	408.16	109.99			NS [°]
ELL 180>	4	310.10	47.86			
IXNTIB	N	Mean	SD	ELL 60-120	ELL 120-180	ELL 180>
ELL 0-60	17	2.08	0.21	NS	NS [*]	NS [°]
ELL 60-120	19	2.02	0.37		NS	NS
ELL 120-180	14	1.86	0.34			NS
ELL 180>	4	1.83	0.16			

Table A6.6 – Comparison of CSG variables correlated with mobility of the femur and tibia among female individuals from the Hellenistic period divided by status categories (ELL 0-60, ELL 60-120, ELL 120-180, ELL 180>).

¹ Post-hoc comparisons of an ANOVA with status categories as factor. Tuckey's Honestly Significant Difference corrects for multiple comparisons and is provided outside of parentheses; Fisher's Least Squared Distance does not correct for multiple comparisons and is provided in parentheses; pairwise non-parametric Mann-Whitney U-Test is provided in squared parentheses.

Females	Hellenistic			Pairwise Comparisons¹	
IXYFEM	N	Mean	SD	ELL (60-120)	ELL (120>)
ELL (0-60)	13	0.96	0.17	NS	NS
ELL (60-120)	16	1.08	0.18		NS
ELL (120>)	15	0.96	0.18		
IXYFEMa	N	IXYFEMa	IXYFEMa	ELL (60-120)	ELL (120>)
ELL (0-60)	16	0.99	0.17	NS	NS
ELL (60-120)	22	1.05	0.17		NS
ELL (120>)	35	1.02	0.18		
TATIB	N	TATIB	TATIB	ELL (60-120)	ELL (120>)
ELL (0-60)	16	642.23	89.03	NS	NS
ELL (60-120)	19	650.18	116.11		NS
ELL (120>)	17	631.44	86.21		
ZPTIB	N	ZPTIB	ZPTIB	ELL (60-120)	ELL (120>)
ELL (0-60)	16	84.13	14.87	NS	NS
ELL (60-120)	19	85.26	18.97		NS
ELL (120>)	16	80.10	15.83		
JTIB	N	JTIB	JTIB	ELL (60-120)	ELL (120>)
ELL (0-60)	16	410.67	98.98	NS	NS
ELL (60-120)	19	415.96	120.04		NS
ELL (120>)	16	383.65	106.08		
IXNTIB	N	IXNTIB	IXNTIB	ELL (60-120)	ELL (120>)
ELL (0-60)	17	2.08	0.21	NS	° (*) [*]
ELL (60-120)	19	2.02	0.37		NS
ELL (120>)	18	1.85	0.31		

Table A6.7 – Comparison of CSG variables correlated with mobility of the femur and tibia among female individuals from the Hellenistic period divided by status categories, with the two highest status categories of the previous table merged (ELL 0-60, ELL 60-120, ELL 120>).

¹ Post-hoc comparisons of an ANOVA with status categories as factor. Tuckey's Honestly Significant Difference corrects for multiple comparisons and is provided outside of parentheses; Fisher's Least Squared Distance does not correct for multiple comparisons and is provided in parentheses; pairwise non-parametric Mann-Whitney U-Test is provided in squared parentheses.

Appendix 7 – Comparison of CSG variables, stature, and body mass between sexes in Iron Age samples.

Abbreviations as in the title pages of Appendices 1 and 2.

O-A	Males			Females			Sex Dim ¹	Statistical Significance ²
	N	Mean	SD	N	Mean	SD		
TAHUMR	179	497.98	63.20	89	436.63	48.52	14.05	*** [***]
ZPHUMR	133	58.57	10.45	59	48.68	6.86	20.33	*** [***]
JHUMR	133	260.47	62.61	59	200.72	38.10	29.77	*** [***]
IXNNHUMR	222	1.20	0.12	109	1.27	0.15	-5.46	*** [***]
TAHUML	179	446.88	54.27	89	418.68	42.32	6.74	*** [***]
ZPHUML	133	50.72	8.62	59	46.70	6.08	8.62	** [**]
JHUML	133	216.69	50.32	59	191.72	34.29	13.02	*** [**]
IXNNHUML	222	1.28	0.13	109	1.35	0.15	-5.39	*** [***]
HUMBA	220	24.38	15.06	108	15.06	10.53	61.89	*** [***]
TAFEM	159	883.34	99.66	75	825.38	92.04	7.02	*** [***]
ZPFEM	155	101.82	15.00	74	93.64	13.59	8.73	*** [***]
JFEM	155	468.67	91.51	74	415.60	80.31	12.77	*** [***]
IXYFEM	102	1.06	0.17	44	0.99	0.18	7.89	* [**]
IXYFEMa	168	1.07	0.18	77	0.98	0.18	9.01	*** [***]
TATIB	104	730.58	90.35	45	656.38	81.88	11.30	*** [***]
ZPTIB	103	101.51	16.61	44	86.25	13.32	17.69	*** [***]
JTIB	103	525.88	114.76	44	419.26	87.36	25.43	*** [***]
IXNTIB	107	2.32	0.46	46	2.11	0.40	10.22	** [**]
BODMASS	193	69.48	6.57	96	60.50	5.10	14.85	*** [***]
ST	180	167.84	6.88	85	157.98	5.41	6.24	***

Table A7.1 – Comparison of CSG variables, stature, and body mass between sexes of the Orientalizing-Archaic period. ¹ Sexual Dimorphism: $100 * [(male\ value - female\ value) / female\ value]$. ² 2-samples T test provided outside of parentheses; Mann-Whitney U-Test provided in squared parentheses.

V SEC ALF	Males			Females			Sex Dim ¹	Statistical Significance ²
	N	Mean	SD	N	Mean	SD		
TAHUMR	33	503.50	55.59	16	418.47	43.01	20.32	*** [***]
ZPHUMR	32	60.19	9.80	13	48.36	7.48	24.46	** [***]
JHUMR	32	267.94	59.10	13	204.31	43.36	31.14	*** [***]
IXNNHUMR	35	1.21	0.15	18	1.25	0.11	-3.27	NS
TAHUML	32	453.62	49.03	15	403.70	40.95	12.37	** [**]
ZPHUML	31	52.85	8.13	12	47.16	7.18	12.07	* [*]
JHUML	31	227.00	47.50	12	200.07	42.22	13.46	°
IXNNHUML	33	1.28	0.14	17	1.30	0.13	-1.53	NS
HUMBA	33	28.74	15.94	17	14.90	12.92	92.93	** [***]
TAFEM	24	905.97	56.62	14	804.30	105.37	12.64	*** [**]
ZPFEM	24	108.70	8.18	14	93.59	17.72	16.15	** [**]
JFEM	24	506.02	50.99	14	416.87	108.20	21.39	** [**]
IXYFEM	22	1.05	0.16	14	0.95	0.15	11.05	° [°]
IXYFEMa	24	1.07	0.17	14	0.95	0.15	13.51	* [*]
TATIB	27	734.24	67.29	13	632.20	89.32	16.14	*** [**]
ZPTIB	27	103.63	11.77	13	87.08	17.53	19.01	** [**]
JTIB	27	530.28	78.26	13	435.50	116.96	21.76	** [*]
IXNTIB	27	2.28	0.33	13	1.97	0.44	15.51	* [*]
BODMASS	34	68.17	5.91	18	63.49	4.44	7.37	** [**]
ST	34	168.15	4.16	18	159.34	5.38	5.53	*** [***]

Table A7.2 – Comparison of CSG variables, stature, and body mass between sexes of the Classic period of the Alfedena necropolis. All acronyms and statistical significance levels as in Table 7.1. ¹ Sexual Dimorphism: $100 * [(male\ value - female\ value) / female\ value]$. ² 2-samples T test provided outside of parentheses; Mann-Whitney U-Test provided in squared parentheses.

V SEC ATE	Males			Females			Sex Dim ¹	Statistical Significance ²
	N	Mean	SD	N	Mean	SD		
TAHUMR	53	508.40	60.49	9	451.08	54.97	12.71	* [**]
ZPHUMR	37	60.32	9.18	9	50.85	9.29	18.63	** [**]
JHUMR	37	273.18	58.75	9	214.13	57.42	27.57	** [**]
IXNNHUMR	57	1.19	0.14	14	1.29	0.14	-7.32	* [**]
TAHUML	49	446.62	50.47	9	435.85	59.71	2.47	NS
ZPHUML	33	52.44	7.27	9	49.60	10.12	5.73	NS
JHUML	33	229.34	44.87	9	210.11	61.63	9.16	NS
IXNNHUML	53	1.31	0.15	14	1.35	0.11	-3.24	NS
HUMBA	52	32.24	17.85	14	13.79	11.09	133.70	** [***]
TAFEM	50	873.52	106.01	7	802.50	51.88	8.85	° [°]
ZPFEM	48	101.34	14.70	7	89.09	7.84	13.75	* [*]
JFEM	48	465.08	88.99	7	385.76	53.37	20.56	* [*]
IXYFEM	34	1.07	0.20	4	1.09	0.10	-2.41	NS
IXYFEMa	51	1.07	0.18	7	1.12	0.13	-4.31	NS
TATIB	33	709.41	74.09	4	617.01	56.71	14.97	* [*]
ZPTIB	33	97.17	11.38	4	79.69	6.33	21.92	** [**]
JTIB	33	498.44	78.05	4	380.76	31.30	30.91	** [**]
IXNTIB	33	2.31	0.51	4	1.87	0.31	23.84	NS
BODMASS	59	70.80	7.33	10	60.39	6.52	17.24	*** [***]
ST	55	168.06	6.65	12	158.40	3.94	6.10	*** [***]

Table A7.3 – Comparison of CSG variables, stature, and body mass between sexes of the Classic period of the Aterno River Valley. All acronyms and statistical significance levels as in Table 7.1. ¹ Sexual Dimorphism: $100 * [(male\ value - female\ value) / female\ value]$. ² 2-samples T test provided outside of parentheses; Mann-Whitney U-Test provided in squared parentheses.

	Males			Females			Sex Dim ¹	Statistical Significance ²
ELL	N	Mean	SD	N	Mean	SD		
TAHUMR	131	491.55	61.28	83	411.99	51.30	19.31	*** [***]
ZPHUMR	103	57.65	9.32	71	45.79	8.30	25.89	*** [***]
JHUMR	103	257.85	57.11	71	189.23	46.73	36.26	*** [***]
IXNNHUMR	149	1.22	0.14	102	1.27	0.13	-3.43	* [**]
TAHUML	133	454.96	55.43	82	388.97	49.09	16.97	*** [***]
ZPHUML	105	52.98	9.23	71	43.07	7.63	23.02	*** [***]
JHUML	105	233.40	57.64	71	176.09	42.31	32.55	*** [***]
IXNNHUML	150	1.32	0.15	103	1.38	0.17	-3.93	** [**]
HUMBA	146	18.61	12.72	99	13.52	13.73	37.67	** [***]
TAFEM	116	869.47	93.74	71	770.29	92.10	12.88	*** [***]
ZPFEM	112	102.41	14.29	69	85.61	13.33	19.62	*** [***]
JFEM	112	478.90	89.71	69	373.60	79.89	28.19	*** [***]
IXYFEM	90	1.05	0.20	44	1.01	0.18	4.65	NS
IXYFEMa	122	1.06	0.20	74	1.02	0.17	4.34	NS
TATIB	78	711.09	81.10	53	641.10	96.51	10.92	*** [***]
ZPTIB	75	98.63	14.70	52	83.14	16.49	18.64	*** [***]
JTIB	75	516.25	109.20	52	403.11	107.38	28.07	*** [***]
IXNTIB	82	2.06	0.40	55	1.98	0.31	4.05	NS
BODMASS	141	72.04	6.33	92	62.07	5.48	16.07	*** [***]
ST	132	167.75	6.29	90	157.58	5.67	6.46	*** [***]

Table A7.4 – Comparison of CSG variables, stature, and body mass between sexes of the Hellenistic period. All acronyms and statistical significance levels as in Table 7.1. ¹ Sexual Dimorphism: 100*[(male value – female value) / female value]. ² 2-samples T test provided outside of parentheses; Mann-Whitney U-Test provided in squared parentheses.

Appendix 8 – Comparison of sexual dimorphism for all CSG variables, stature, and body mass among status categories of the Orientalizing-Archaic period.

Abbreviations as in the title pages of Appendices 1 and 2.

	O-A M 0-15			O-A F 0-30			Sex Dim ¹	Pairwise Comparisons ²
	N	Mean	SD	N	Mean	SD		
TAHUMR	28	477.22	59.56	25	424.71	49.37	12.36	** [***]
ZPHUMR	20	53.89	8.71	16	47.68	7.01	13.01	* [*]
JHUMR	20	233.36	48.05	16	195.46	38.19	19.39	* [**]
IXNNHUMR	35	1.21	0.13	30	1.26	0.13	-4.18	NS
TAHUML	27	438.14	58.95	25	412.21	42.34	6.29	° [°]
ZPHUML	18	48.29	6.66	16	46.26	6.16	4.38	NS
JHUML	18	203.60	35.87	16	188.64	32.75	7.93	NS
IXNNHUML	34	1.27	0.14	30	1.37	0.15	-7.28	** [**]
HUMBA	34	19.85	13.57	29	12.63	9.38	57.21	* [*]
TAFEM	29	846.15	98.83	22	814.34	107.35	3.91	NS
ZPFEM	29	96.32	13.82	22	92.63	15.81	3.99	NS
JFEM	29	436.48	82.21	22	412.92	92.73	5.71	NS
IXYFEM	13	1.02	0.21	8	1.08	0.18	-5.39	NS
IXYFEMa	31	1.06	0.18	22	1.00	0.19	6.12	NS
TATIB	15	710.68	107.00	14	642.36	107.01	10.64	° [°]
ZPTIB	15	95.59	20.59	14	82.89	17.06	15.32	° [°]
JTIB	15	485.49	144.44	14	396.87	106.36	22.33	° [°]
IXNTIB	15	2.13	0.28	14	2.02	0.40	5.37	NS
BODMASS2	32	68.94	6.53	28	61.30	4.17	12.47	*** [***]
ST SJO	30	165.74	7.95	24	158.12	4.70	4.82	*** [***]
	O-A M 15-45			O-A F 30-60			Sex Dim	Pairwise Comparisons
	N	Mean	SD	N	Mean	SD		
TAHUMR	112	498.36	65.14	39	443.38	48.59	12.40	*** [***]
ZPHUMR	85	59.23	10.61	25	49.63	6.82	19.35	*** [***]
JHUMR	85	264.25	63.36	25	205.68	39.45	28.48	*** [***]
IXNNHUMR	138	1.20	0.12	49	1.27	0.14	-5.43	** [**]
TAHUML	112	449.65	52.95	39	421.38	39.97	6.71	** [***]
ZPHUML	85	51.42	8.67	25	47.12	5.50	9.13	* [*]
JHUML	85	220.58	51.24	25	194.39	34.44	13.47	* [*]
IXNNHUML	138	1.27	0.13	49	1.34	0.16	-4.90	** [*]
HUMBA	137	23.22	14.14	49	15.12	10.60	53.57	*** [***]
TAFEM	93	883.07	96.27	33	822.04	83.79	7.42	** [**]
ZPFEM	91	101.97	13.95	32	93.59	12.26	8.95	** [**]
JFEM	91	470.13	84.83	32	415.73	73.88	13.08	** [**]
IXYFEM	66	1.07	0.16	23	1.01	0.19	6.42	NS
IXYFEMa	99	1.07	0.17	35	1.00	0.19	7.17	* [*]
TATIB	64	727.97	87.92	18	650.23	76.84	11.96	** [***]
ZPTIB	63	101.21	15.69	17	87.03	13.48	16.30	** [**]
JTIB	63	523.22	108.83	17	430.48	93.02	21.54	** [**]
IXNTIB	67	2.35	0.48	19	2.14	0.47	9.88	° [°]
BODMASS	117	69.56	6.67	43	60.79	4.76	14.43	*** [***]
ST	109	167.92	6.87	37	158.18	6.25	6.16	*** [***]

	O-A M 45>			O-A F 60>			Sex Dim	Pairwise Comparisons
	N	Mean	SD	N	Mean	SD		
TAHUMR	39	511.82	57.26	25	438.03	47.26	16.85	*** [***]
ZPHUMR	28	59.90	10.55	18	48.24	7.01	24.18	*** [***]
JHUMR	28	268.35	66.31	18	198.49	37.42	35.20	*** [***]
IXNNHUMR	46	1.20	0.11	30	1.28	0.17	-6.61	* [°]
TAHUML	40	445.03	55.37	25	420.95	46.71	5.72	° [°]
ZPHUML	30	50.20	9.43	18	46.50	7.04	7.96	NS
JHUML	30	213.52	54.82	18	190.77	37.01	11.93	NS
IXNNHUML	47	1.28	0.13	30	1.34	0.15	-4.48	° [°]
HUMBA	46	31.40	17.09	30	12.52	11.50	150.80	*** [***]
TAFEM	37	913.18	101.38	20	843.02	89.13	8.32	* [*]
ZPFEM	35	105.96	17.43	20	94.84	13.63	11.73	* [*]
JFEM	35	491.54	109.06	20	418.35	79.70	17.49	* [*]
IXYFEM	23	1.06	0.19	13	0.89	0.08	19.68	** [**]
IXYFEMa	38	1.08	0.20	20	0.93	0.13	15.52	** [**]
TATIB	25	749.22	86.25	13	680.01	54.07	10.18	* [*]
ZPTIB	25	105.82	15.74	13	88.86	7.52	19.09	*** [***]
JTIB	25	556.84	105.66	13	428.68	51.93	29.90	*** [***]
IXNTIB	25	2.36	0.49	13	2.15	0.30	9.63	NS
BODMASS	44	69.67	6.43	25	59.11	6.40	17.86	*** [***]
ST	40	169.46	5.49	24	157.52	4.83	7.58	*** [***]

Table A8.1 – Comparison of sexual dimorphism for all CSG variables, stature, and body mass among status categories of the Orientalizing-Archaic period, with sample statistics (males: Orientalizing-Archaic 0-15, Orientalizing-Archaic 15-45, Orientalizing-Archaic 45>; females: Orientalizing-Archaic 0-30, Orientalizing-Archaic 30-60, Orientalizing-Archaic 60>). ¹ Sexual Dimorphism: $100 * [(male\ value - female\ value) / female\ value]$. ² 2-samples T test provided outside of parentheses; Mann-Whitney U-Test provided in squared parentheses.

Appendix 9 – Comparison of sexual dimorphism for all CSG variables, stature, and body mass among status categories of the Hellenistic period.

Abbreviations as in the title pages of Appendices 1 and 2.

	ELL M 0-60			ELL F 0-60			Sex Dim ¹	Pairwise Comparisons ²
	N	Mean	SD	N	Mean	SD		
TAHUMR	35	507.05	59.86	21	419.57	53.50	20.85	*** [***]
ZPHUMR	28	60.62	9.71	16	46.88	9.03	29.32	*** [***]
JHUMR	28	273.77	60.25	16	194.93	52.17	40.44	*** [***]
IXNNHUMR	43	1.23	0.13	28	1.30	0.15	-5.22	* [*]
TAHUML	35	465.58	57.49	22	399.53	56.58	16.53	*** [***]
ZPHUML	28	55.21	10.27	17	44.91	9.26	22.92	** [***]
JHUML	28	245.31	65.68	17	186.20	53.69	31.74	** [**]
IXNNHUML	43	1.33	0.15	30	1.41	0.17	-5.66	* [°]
HUMBA	42	22.77	15.37	28	13.07	10.07	74.18	** [**]
TAFEM	27	872.29	73.13	15	802.02	110.17	8.76	* [**]
ZPFEM	27	101.74	11.96	14	89.15	15.93	14.12	** [**]
JFEM	27	471.76	78.16	14	396.36	101.18	19.02	* [**]
IXYFEM	20	1.06	0.17	13	0.96	0.17	10.22	NS
IXYFEMa	30	1.05	0.17	16	0.99	0.17	5.96	NS
TATIB	15	733.10	65.89	16	642.23	89.03	14.15	** [**]
ZPTIB	14	100.98	11.47	16	84.13	14.87	20.03	** [**]
JTIB	14	521.72	79.95	16	410.67	98.98	27.04	** [**]
IXNTIB	16	2.03	0.40	17	2.08	0.21	-2.37	NS
BODMASS2	36	69.58	5.07	22	61.93	5.47	12.35	*** [***]
ST SJO	28	167.10	5.10	21	159.14	6.09	5.01	*** [***]
	ELL M 60-120			ELL F 60-120			Sex Dim	Pairwise Comparisons
	N	Mean	SD	N	Mean	SD		
TAHUMR	42	482.09	58.33	22	411.73	47.18	17.09	*** [***]
ZPHUMR	33	55.45	8.70	19	45.85	7.05	20.93	*** [***]
JHUMR	33	245.15	52.20	19	189.18	37.50	29.58	*** [***]
IXNNHUMR	46	1.21	0.14	26	1.25	0.12	-2.78	NS
TAHUML	44	450.52	53.20	20	392.14	51.56	14.89	*** [***]
ZPHUML	35	51.59	8.25	17	43.29	7.62	19.16	** [***]
JHUML	35	225.14	48.50	17	176.93	39.39	27.25	*** [***]
IXNNHUML	47	1.32	0.15	24	1.35	0.18	-2.58	NS
HUMBA	46	15.42	10.30	24	9.29	6.90	66.02	* [*]
TAFEM	41	859.08	98.89	22	765.67	105.04	12.20	*** [**]
ZPFEM	39	100.85	14.89	21	84.79	16.04	18.94	*** [***]
JFEM	39	470.14	91.35	21	366.28	92.59	28.36	*** [***]
IXYFEM	28	1.05	0.21	16	1.08	0.18	-3.24	NS
IXYFEMa	42	1.09	0.22	22	1.05	0.17	3.17	NS
TATIB	23	700.54	104.21	19	650.18	116.11	7.75	NS
ZPTIB	22	97.42	17.73	19	85.26	18.97	14.26	* [*]
JTIB	22	509.06	124.20	19	415.96	120.04	22.38	* [*]
IXNTIB	23	2.09	0.42	19	2.02	0.37	3.62	NS
BODMASS2	45	72.66	7.14	26	60.51	4.99	20.08	*** [***]
ST SJO	44	167.81	6.51	24	156.23	5.44	7.41	*** [***]

	ELL M 120-180			ELL F 120-180			Sex Dim	Pairwise Comparisons
	N	Mean	SD	N	Mean	SD		
TAHUMR	32	489.63	61.19	24	404.41	49.95	21.07	*** [***]
ZPHUMR	23	57.84	9.50	23	45.38	8.29	27.47	*** [***]
JHUMR	23	259.75	58.70	23	188.36	48.83	37.90	*** [***]
IXNNHUMR	36	1.23	0.14	29	1.26	0.13	-1.98	NS
TAHUML	32	453.49	53.90	24	379.00	36.99	19.65	*** [***]
ZPHUML	23	53.43	10.07	24	42.33	5.95	26.20	*** [***]
JHUML	23	236.77	64.92	24	172.84	34.35	36.98	*** [***]
IXNNHUML	36	1.31	0.16	30	1.37	0.17	-4.82	NS [*]
HUMBA	34	19.37	11.78	28	13.98	15.58	38.60	NS [**]
TAFEM	34	873.35	106.99	22	750.85	60.74	16.32	*** [***]
ZPFEM	32	104.17	16.59	22	84.02	9.11	23.98	*** [***]
JFEM	32	491.87	104.97	22	366.95	55.19	34.04	*** [***]
IXYFEM	30	1.03	0.21	12	0.95	0.20	8.55	NS
IXYFEMa	36	1.05	0.22	23	1.01	0.20	3.63	NS
TATIB	28	710.04	69.51	13	644.03	94.58	10.25	* [*]
ZPTIB	27	99.79	14.38	12	83.30	16.80	19.80	** [***]
JTIB	27	530.47	116.23	12	408.16	109.99	29.97	** [***]
IXNTIB	31	2.08	0.38	14	1.86	0.34	11.76	° [°]
BODMASS	37	72.84	6.79	27	63.32	4.31	15.03	*** [***]
ST	38	167.26	7.00	27	157.54	5.67	6.17	*** [***]
	ELL M 180>			ELL F 180>			Sex Dim	Pairwise Comparisons
	N	Mean	SD	N	Mean	SD		
TAHUMR	21	488.59	69.94	15	413.05	60.76	18.29	** [**]
ZPHUMR	18	57.11	9.30	12	45.11	10.32	26.61	** [**]
JHUMR	18	255.70	58.45	12	184.07	55.06	38.91	** [**]
IXNNHUMR	22	1.21	0.13	17	1.27	0.13	-5.05	NS [°]
TAHUML	21	449.93	61.40	15	385.37	53.96	16.75	** [**]
ZPHUML	18	51.95	8.41	12	41.88	8.87	24.04	** [**]
JHUML	18	228.31	53.35	12	168.96	46.83	35.13	** [**]
IXNNHUML	22	1.33	0.16	17	1.35	0.15	-1.02	NS
HUMBA	22	17.03	11.72	17	14.37	8.29	18.49	NS
TAFEM	14	885.00	85.12	11	771.18	94.31	14.76	** [**]
ZPFEM	14	104.01	11.59	11	85.48	12.77	21.68	*** [**]
JFEM	14	487.41	70.70	11	370.15	74.61	31.68	*** [**]
IXYFEM	12	1.09	0.19	3	0.98	0.01	10.85	NS
IXYFEMa	14	1.06	0.19	12	1.02	0.12	4.41	NS
TATIB	12	706.25	77.52	4	590.51	30.56	19.60	* [**]
ZPTIB	12	95.52	13.65	4	70.51	7.30	35.49	** [**]
JTIB	12	491.02	99.74	4	310.10	47.86	58.34	** [**]
IXNTIB	12	1.98	0.43	4	1.83	0.16	8.20	NS
BODMASS	22	73.36	4.90	16	62.27	7.54	17.81	*** [***]
ST	21	169.11	6.08	16	156.84	5.13	7.82	*** [***]

Table A9.1 – Comparison of sexual dimorphism for all CSG variables, stature, and body mass among status categories of the Hellenistic period, with sample statistics (Hellenistic 0-60, Hellenistic 60-120, Hellenistic 120-180, Hellenistic 180>). ¹ Sexual Dimorphism: $100 * [(male\ value - female\ value) / female\ value]$. ² 2-samples T test provided outside of parentheses; Mann-Whitney U-Test provided in squared parentheses.

Appendix 10 – Results of Chapter 7.3.7 by excluding the Classic individuals of the Aterno River Valley whose chronological determination was based only on the complete absence of grave goods.

Abbreviations as in the title pages of Appendices 1 and 2.

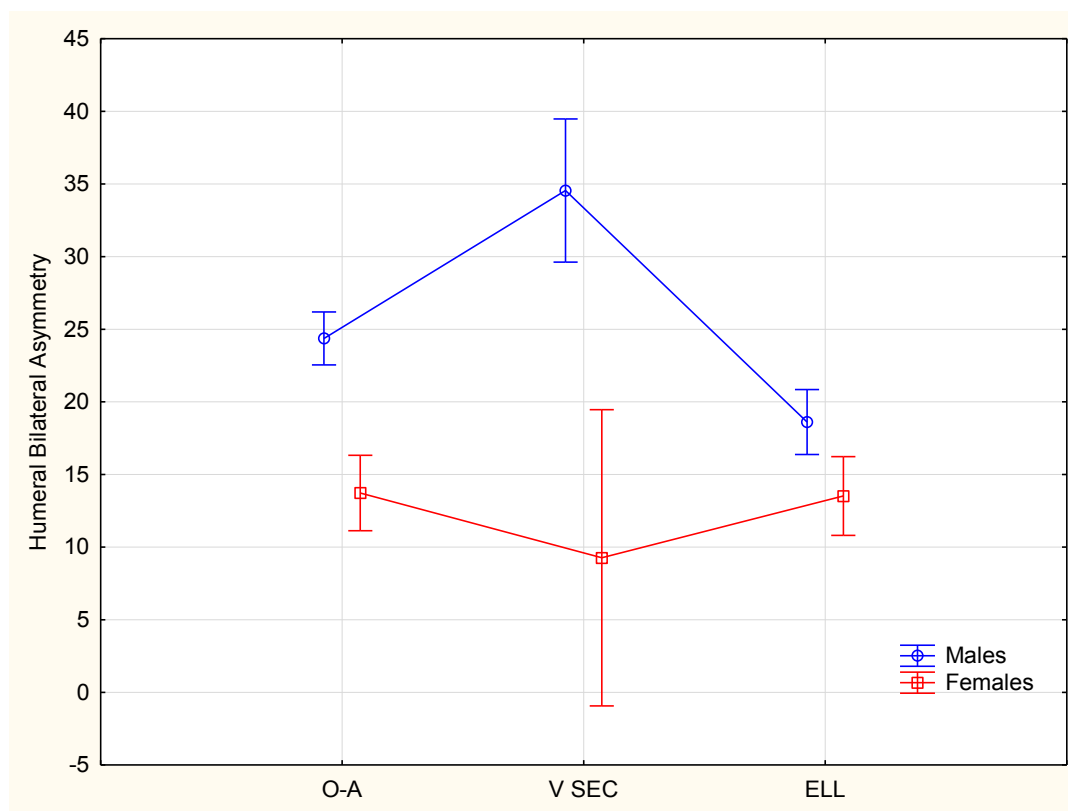


Figure A10.1 – Interaction plot of a 2-Ways ANOVA with period (Orientalizing-Archaic, Classic, and Hellenistic) and sex as factors. Individuals assigned to the Classic period in virtue of the absence of grave goods were excluded. Vertical bars denote 95% Confidence Intervals.

	HUMBA			Pairwise Comparisons ¹	
	N	Mean	SD	V SEC	ELL
Males					
O-A	220	24.37	15.06	*** (***) [***]	*** (***) [***]
V SEC	30	34.55	18.73		*** (***) [***]
ELL	146	18.61	12.72		
Females					
O-A	108	13.73	10.53	NS	NS
V SEC	7	9.27	7.60		NS
ELL	99	13.52	13.73		

Table A10.1 – Comparison of humeral bilateral asymmetry between Orientalizing-Archaic, Classic, and Hellenistic individuals. ¹ Post-hoc comparisons of an ANOVA with period as factor. . Individuals assigned to the Classic period in virtue of the absence of grave goods were excluded.

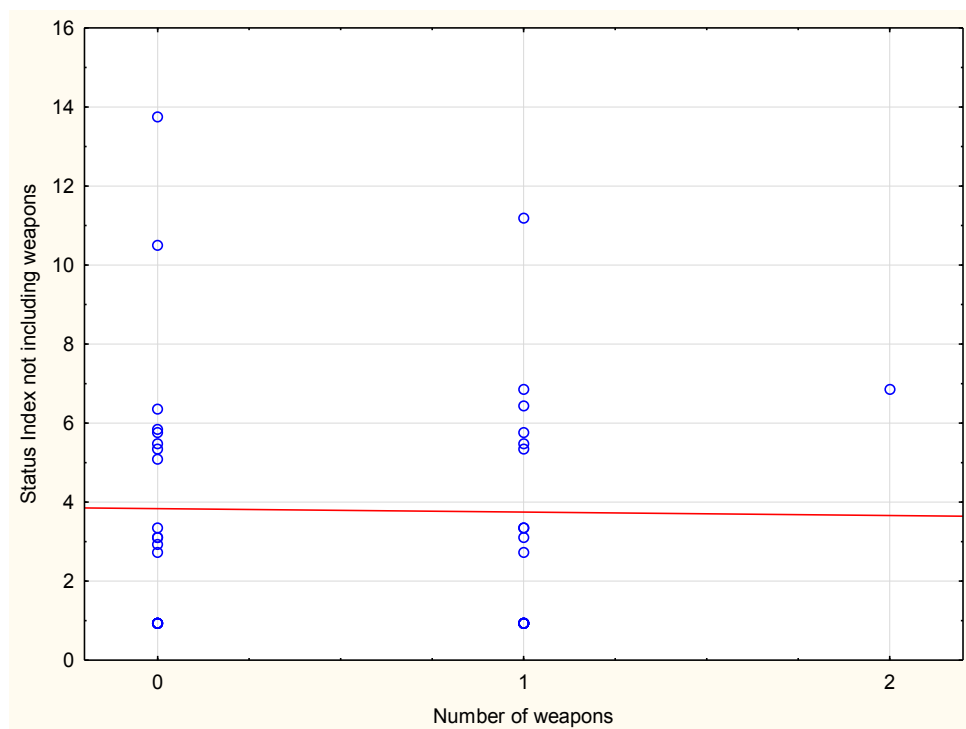


Figure A10.2 – Scatterplot of the continuous value of the Status Index on the number of weapons included in the burial. Classic males. Individuals assigned to the Classic period in virtue of the absence of grave goods were excluded. The red line represents the linear fit of the data. R and p values are based on Pearson's parametric correlation.

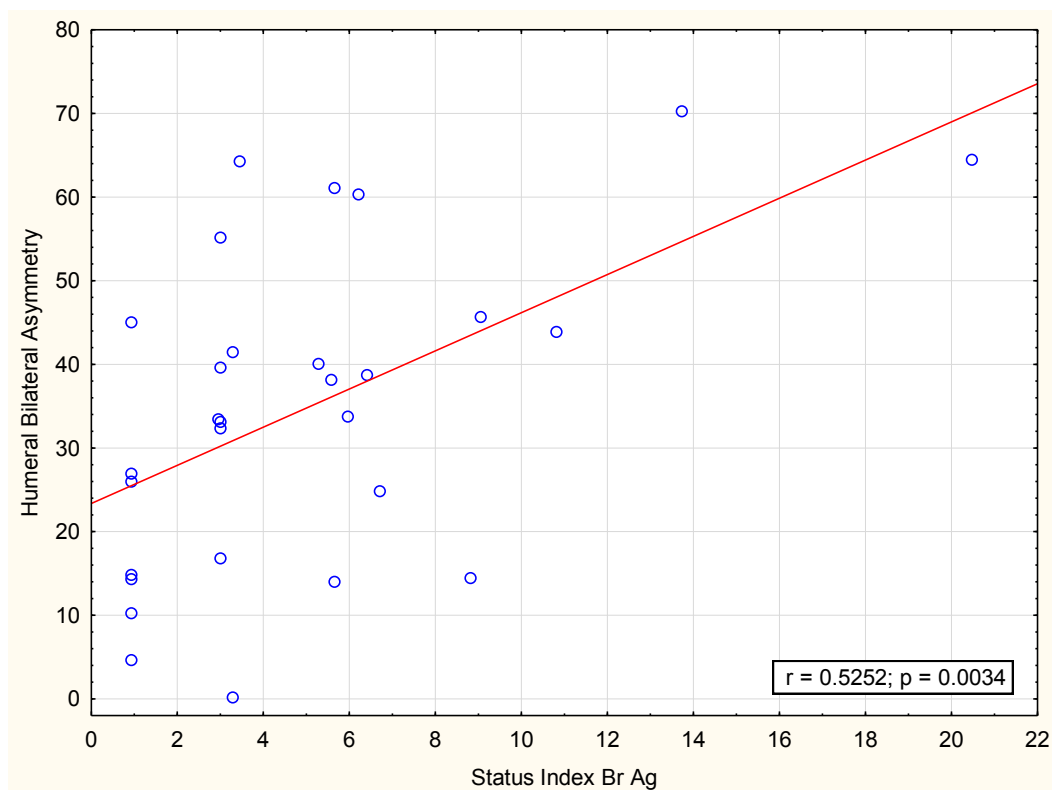


Figure A10.3 – Scatterplot of humeral bilateral asymmetry on the continuous value of the Status Index. Classic males. Individuals assigned to the Classic period in virtue of the absence of grave goods were excluded. The red line represents the linear fit of the data. R and p values are based on Pearson’s parametric correlation.

HUMBA	Valid	R	p-value
Spearman's	29	0.49	**
Pearson's		0.525	**

Table A10.2 – Pearson’s parametric correlation and Spearman’s non-parametric correlation between Status Index and humeral bilateral asymmetry in Classic male individuals. Individuals assigned to the Classic period in virtue of the absence of grave goods were excluded.

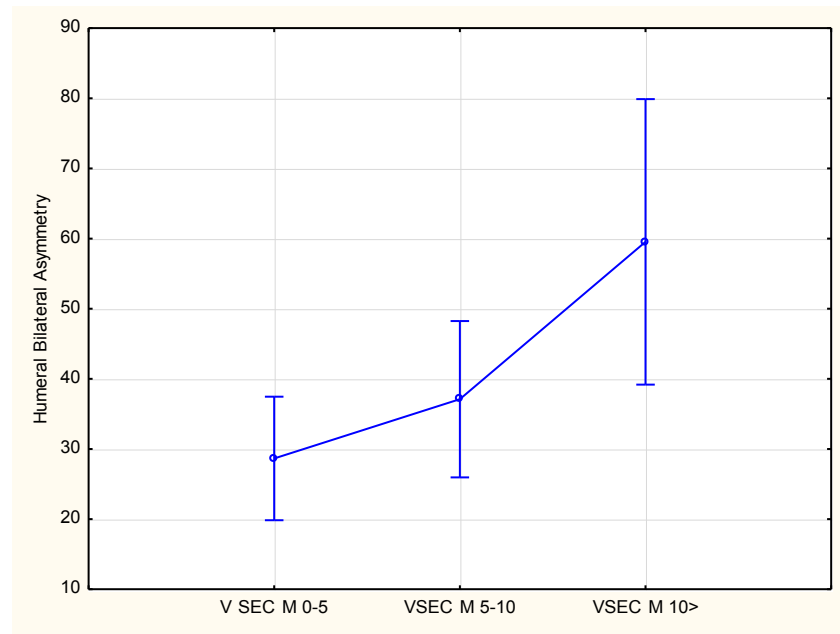


Figure A10.4 – One-Way ANOVA interaction plot for male humeral bilateral asymmetry in the Classic period, with categorical status (Classic 0-5, Classic 5-10, Classic 10>) as factor. Individuals assigned to the Classic period in virtue of the absence of grave goods were excluded. Vertical bars denote 95% Confidence Intervals.

Males	HUMBA			Pairwise Comparisons ¹	
	N	Mean	SD	V SEC M 5-10	V SEC M 10>
V SEC M 0-5	16	28.65	17.99	NS	* (**) [*]
V SEC M 5-10	10	37.1	16.35		NS (°) [°]
V SEC M 10>	3	59.53	13.87		

Table A10.3 – Comparison of humeral bilateral asymmetry among Classic male subsamples based on status categories (Classic 0-5, Classic 5-10, Classic 10>). Individuals assigned to the Classic period in virtue of the absence of grave goods were excluded. ¹ Post-hoc comparisons of an ANOVA with status categories as factor. Tuckey's Honestly Significant Difference corrects for multiple comparisons and is provided outside of parentheses; Fisher's Least Squared Distance does not correct for multiple comparisons and is provided in parentheses; pairwise non-parametric Mann-Whitney U-Test is provided in squared parentheses.

Appendix 11 – Period, sex, and age estimation of the burials analyzed in this study.

List of abbreviations:

O-A: Orientalizing-Archaic period;

V SEC: Classic period;

ELL: Hellenistic period;

ALF: Alfedena necropolis;

BAR: Barisciano – S. Lorenzo necropolis

BAZ: Bazzano necropolis;

CAPE: Capestrano necropolis;

CB: Colli Bianchi – S. Pio delle Camere necropolis;

CINTU: Cinturelli – Capestrano necropolis;

CR: Campo Rosso necropolis;

FOS: Fossa necropolis;

NAV: Navelli necropolis;

PELT: Peltuinum necropolis;

POG: Poggio Pienze – Varranone necropolis;

M: males;

F: females;

?: uncertain determination of period or sex;

IND: undetermined period of sex;

SEX: final determination of sex;

SEX LIT: sex from the literature, references on Appendix 12;

SEX MY DET: estimation of sex based on my observations, comments on Appendix 13;

SEX DA: estimation of sex for uncertain individuals based on discriminant analysis, see Chapter 5.4.

NECROPOLIS	PERIOD	PERIOD (BC)	Burial	SEX	SEX LIT	SEX ARCH	SEX MY DET	SEX DA	AGE
ALF	V SEC	450-400	1	M	M	M			20-30
ALF	V SEC	450-400	3	M	M	M			40-50
ALF	V SEC	450-400	4	M	M	M			30-40
ALF	V SEC	450-400	5	M	M	M			40-50
ALF	V SEC	450-400	6	M	M	M			60>
ALF	V SEC	450-400	9	M	M	M			30-40
ALF	V SEC?	450-400?	12	M	M	M			<20
ALF	V SEC?	450-400?	18	M	M	M			40-50
ALF	V SEC	500-450	19	M	M	M			30-40
ALF	V SEC	500-450	21	M	M	M			40-50
ALF	V SEC?	450-400?	35	M	M	M			30-40
ALF	V SEC	450-400	36	M	M	M			40-50
ALF	O-A	550-500	39	M	M	M			40-50
ALF	V SEC	450-400	40	M	M	M			50-60
ALF	O-A	550-500	41	M	M	M			40-50
ALF	V SEC	500-450	42	M	M	M			40-50
ALF	V SEC?	450-400?	53	M	M	M			40-50
ALF	O-A	550-500	66	M	M	M			60>
ALF	O-A	550-500	67	M	M	M			50-60
ALF	V SEC	500-450	68	M	M	M			40-50
ALF	V SEC	500-450	73	M	M	M			50-60
ALF	V SEC?	450-400?	77	M	M	M			30-40
ALF	O-A	550-500	78	M	M	M			30-40
ALF	V SEC	500-450	82	M	M	M			40-50
ALF	O-A	550-500	83	M	M	M			30-40
ALF	V SEC?	450-400?	84	M	M	M			40-50
ALF	V SEC	450-400	86	M	M	M			40-50
ALF	V SEC	500-450	88	M	M	M			40-50
ALF	V SEC	500-450	89	M	M	M			40-50
ALF	V SEC?	450-400?	90	M	M	M			40-50
ALF	O-A	550-500	91	M	M	M			30-40
ALF	O-A	550-500	97	M	M	M			30-40
ALF	V SEC?	450-400?	98	M	M	M			40-50
ALF	O-A	550-500	102	M	M	M			50-60
ALF	O-A	550-500	105	M	M	M			30-40
ALF	V SEC	450-400	109	M	M	M			60>
ALF	V SEC	450-400	112	M	M	M			40-50
ALF	V SEC	450-400	114	M	M	M			40-50
ALF	V SEC	450-400	115	M	M	M			60>
ALF	V SEC	500-450	116	M	M	M			40-50
ALF	V SEC	450-400	117	M	M	M			30-40

NECROPOLIS	PERIOD	PERIOD (BC)	Burial	SEX	SEX LIT	SEX ARCH	SEX MY DET	SEX DA	AGE
ALF	V SEC	450-400	119	M	M	M			20-30
ALF	V SEC?	450-400?	121	M	M	M			40-50
ALF	V SEC	500-450	126	M	M	M			50-60
ALF	V SEC	500-450	130	M	M	M			30-40
ALF	V SEC	500-450	132	M	M	M			50-60
ALF	V SEC	450-400	7	F	F	F			40-50
ALF	V SEC	450-400	8	F	F	F			30-40
ALF	V SEC	450-400	10	F	F	F			50-60
ALF	V SEC	450-400	37	F	F	F			50-60
ALF	V SEC	450-400	49	F	F	F			40-50
ALF	V SEC	500-450	65	F	F	F			30-40
ALF	V SEC	500-450	69	F	F	F			30-40
ALF	V SEC	500-450	70	F	F	F			30-40
ALF	V SEC	500-450	72	F	F	F			50-60
ALF	V SEC	500-450	76	F	F	F			60>
ALF	V SEC	500-450	79	F	F	F			30-40
ALF	V SEC	500-450	85	F	F	F			30-40
ALF	O-A	550-500	93	F	F	F			50-60
ALF	V SEC	450-400	110	F	F	F			50-60
ALF	V SEC	500-450	111	F	F	F			40-50
ALF	V SEC	450-400	113	F	F	F			50-60
ALF	V SEC	450-400	118	F	F	F			50-60
ALF	V SEC	500-450	120	F	F	F			30-40
ALF	O-A	550-500	122	F	F	F			50-60
ALF	V SEC	500-450	124	F	F	F			20-30
ALF	V SEC	450-400	127	F	F	F			50-60
ALF	V SEC?	450-400?	128	F	F	F			50-60
BAR	O-A		5	M		IND	M		
BAR	O-A		13	M		M	M		
BAR	O-A		14	M		M	M		
BAR	O-A		16	M		M	M		
BAR	O-A		21	M		M	M		
BAR	O-A		23	M		M	M		
BAR	O-A		29	M		M	M		
BAR	O-A		30	M		M	F?		
BAR	O-A		31	M		M	M		
BAR	O-A		32	M		M	M?		
BAR	O-A		38	M		M	M		
BAR	O-A		39	M		M	M		
BAR	O-A		40	M		M	M		

NECROPOLIS	PERIOD	PERIOD (BC)	Burial	SEX	SEX LIT	SEX ARCH	SEX MY DET	SEX DA	AGE
BAR	O-A		42	M		M	M		
BAR	O-A		47	M		IND	M		
BAR	O-A		49	M		M	IND		
BAR	O-A		52	M		IND	M		
BAR	O-A		54	M		IND	M		
BAR	O-A		64	M		F	M		
BAR	O-A		68	M?		IND	M?	IND	
BAR	O-A		70	M		M	M		
BAR	O-A		74	M		M	M		
BAR	O-A		81	M		M	M		
BAR	O-A		87	M		M	M		
BAR	O-A		90	M		M	M		
BAR	O-A		97	M?		IND	M?	M?	
BAR	O-A		113	M		IND	M		
BAR	O-A		114	M		IND	M		
BAR	O-A		115	M		IND	M?		
BAR	O-A		121	M		M	M?		
BAR	O-A		128	M		IND	M		
BAR	O-A		84(bis)	M		IND	IND		
BAR	O-A	600-500	20	F		F	F		
BAR	O-A	600	22	F		F	F		
BAR	O-A	550-500	25	F		IND	F		
BAR	O-A	600	33	F		F	F		
BAR	O-A	600	34	F		F	F?		
BAR	O-A	550-500	36	F		IND	F		
BAR	O-A	600	43	F		F	F?		
BAR	O-A	550-500	55	F		IND	F		
BAR	O-A	600	59	F		F	F		
BAR	O-A	550-500	61	F		IND	F		
BAR	O-A	600-500	62	F		F	F		
BAR	O-A	600	65	F		F	F		
BAR	O-A	550-500	67	F		F	F		
BAR	O-A	550-500	69	F		IND	F		
BAR	O-A	550-500	94	F		IND	F		
BAR	O-A	600	96	F		IND	F?	F	
BAR	O-A	550-500	98	F		IND	F		
BAR	O-A	600	100	F?		IND	F?	F?	
BAR	O-A	600-550	110	F?		IND	F?	F?	
BAR	O-A	600-550	112	F		IND	F		
BAR	O-A	550-500	119	F		IND	F		

NECROPOLIS	PERIOD	PERIOD (BC)	Burial	SEX	SEX LIT	SEX ARCH	SEX MY DET	SEX DA	AGE
BAR	O-A	550-500	125	F		IND	F		
BAR	O-A	600-550	132	F		IND	F		
BAZ	V SEC?		649	M	M	IND			
BAZ	V SEC?		1379	M		IND	M		
BAZ	V SEC	450-400	387	M	M	M			20-30
BAZ	V SEC	450-400	404	M	M	M			30-40
BAZ	V SEC	450-400	471	M	M	M			30-40
BAZ	V SEC	450-400	491	M	M?	M		M	
BAZ	V SEC	450-400	506	M	M	M			20-30
BAZ	V SEC	450-400	533	M	M?	IND	M		30-40
BAZ	V SEC?		776	M		IND	M		
BAZ	V SEC?		794	M		IND	M		
BAZ	V SEC?		808	M		IND			
BAZ	V SEC?		824	M		IND	M		
BAZ	V SEC?		839	M?		IND	M?	IND	
BAZ	V SEC?		850	M		IND	M?	M	
BAZ	V SEC	500	863	M		IND	M		
BAZ	V SEC	400	907	M		IND	M		
BAZ	ELL?		909	M		IND	M		
BAZ	V SEC?		928	M		IND	M		
BAZ	V SEC	500-450	939	M		IND	M		
BAZ	V SEC	450-400	952	M		IND	F?	M	
BAZ	V SEC	500-450	956	M		IND	M		
BAZ	V SEC	500-450	978	M		M	M		
BAZ	V SEC	450-400	983	M		IND	IND	M	
BAZ	V SEC	450-400	990	M		IND	M		
BAZ	V SEC	500-450	995	M		M	M		
BAZ	V SEC	500-450	1023	M		IND	M		
BAZ	V SEC?		1028	M?		IND	M?	IND	
BAZ	V SEC	500-450	1036	M		M	M		
BAZ	V SEC	500	1040	M		M	M		
BAZ	V SEC	500	1042	M		IND	M		
BAZ	V SEC	500-450	1123	M		M	M		
BAZ	V SEC	450-400	1134	M		IND	IND	M	
BAZ	V SEC	500	1137	M		IND	M		
BAZ	V SEC	500-450	1150	M		M	M		
BAZ	V SEC?		1156	M		IND	M		
BAZ	V SEC	500-450	1176	M		F?	M		
BAZ	V SEC	500-450	1180	M		M	M		
BAZ	V SEC	500-450	1214	M		M	M?		

NECROPOLIS	PERIOD	PERIOD (BC)	Burial	SEX	SEX LIT	SEX ARCH	SEX MY DET	SEX DA	AGE
BAZ	V SEC	450-400	1218	M		M	M		
BAZ	V SEC	400	1226	M		IND	M?	M	
BAZ	V SEC	500-450	1236	M		M	M		
BAZ	V SEC?		1332	M		IND	M		
BAZ	V SEC?		1333	M		IND	M		
BAZ	V SEC?		1334	M		IND	M		
BAZ	V SEC?		1337	M		IND	M		
BAZ	V SEC?		1347	M		IND	M?	M	
BAZ	V SEC?		1360	M		IND	M?	M	
BAZ	V SEC?		1418	M		IND	M?	M	
BAZ	V SEC?		1471	M		IND	M		
BAZ	V SEC?		1484	M		IND	M		
BAZ	V SEC?		1496	M		IND	M		
BAZ	V SEC?		1586	M		IND	M		
BAZ	V SEC?		1306A	M		IND	M		
BAZ	V SEC?		1306B	M		IND	M		
BAZ	V SEC	500-450	384A	M	F?	M			20-30
BAZ	V SEC	500	884	IND		IND	IND		
BAZ	V SEC	500-450	1201	IND		IND	IND		
BAZ	V SEC	400	969	F?		IND	F?		
BAZ	V SEC?		1590	F?		IND	F?		
BAZ	V SEC?		768	F		IND	F		
BAZ	V SEC	400	810	F		IND	F		
BAZ	V SEC	500-450	817	F		F	F		
BAZ	V SEC?		837	F		IND	F		
BAZ	V SEC	400	855	F		IND	F		
BAZ	V SEC?		887	F		IND	F		
BAZ	V SEC	450-400	892	F		IND	F		
BAZ	V SEC?		922	F		IND	F		
BAZ	V SEC	450	997	F?		IND	F?	F?	
BAZ	V SEC	400	1191	F		F	F		
BAZ	V SEC	450-400	1228	F		IND	F?	F	
BAZ	V SEC?		1469	F		IND	F		
BAZ	V SEC?		1530	F		IND	F		
BAZ	O-A?		626A	M?	M?	IND	M?		30-40
BAZ	V SEC?_DIST		1245	M		IND	M		
BAZ	O-A?		625BIS	M		IND	M		
BAZ	O-A?		1325	M		IND	M		
BAZ	O-A?		1382	M		IND	M		
BAZ	O-A	600-550	589	M?	M?	IND			

NECROPOLIS	PERIOD	PERIOD (BC)	Burial	SEX	SEX LIT	SEX ARCH	SEX MY DET	SEX DA	AGE
BAZ	O-A	500	1223	M?		IND	M?		
BAZ	O-A	650-550	1273	M?		IND	M?		
BAZ	O-A	500	672B	M?	M?	F?	M	M	
BAZ	O-A		406	M	M	M			20-30
BAZ	O-A		407	M	M	M			20-30
BAZ	O-A		408	M	M	M			20-30
BAZ	O-A		411	M	M	M			20-30
BAZ	O-A		417	M	M	M			20-30
BAZ	O-A		423	M	M?	M	M		20-30
BAZ	O-A		426	M	M	M			30-40
BAZ	O-A		428	M	M	M			30-40
BAZ	O-A		440	M	M	M			20-30
BAZ	O-A		441	M	M?	M	M		20-30
BAZ	O-A		444	M	M	M			20-30
BAZ	O-A		536	M	IND	M	IND		20-30
BAZ	O-A		541	M		M			
BAZ	O-A		560	M	M?	M	M		40-50
BAZ	O-A	600	565	M	M?	M	M		20-30
BAZ	O-A	550-500	579	M	M	IND		M	40-50
BAZ	O-A		632	M	M?	M	M		20-30
BAZ	O-A		633	M	M	M			30-40
BAZ	O-A		636	M	M?	M	M		20-30
BAZ	O-A	550-500	659	M	M?	M	M		20-30
BAZ	O-A		661	M	M	M			20-30
BAZ	O-A		670	M	M	IND			20-30
BAZ	O-A		673	M	IND	M	M		40-50
BAZ	O-A	550-500	682	M	M?	M	M		
BAZ	O-A		691	M	M?	M	M		20-30
BAZ	O-A		692	M	M?	M	M?		20-30
BAZ	O-A		698	M	M	M			20-30
BAZ	O-A		699	M	M	M			30-40
BAZ	O-A		735	M		M	M		
BAZ	O-A		736	M		M	M		
BAZ	O-A		740	M		M	F?		
BAZ	O-A		747	M		M	M		
BAZ	O-A		772	M		M			
BAZ	O-A	550-500	793	M		M	M		
BAZ	O-A		840	M		M	M		
BAZ	O-A		842	M		M	F?		
BAZ	O-A		866	M		IND	M		

NECROPOLIS	PERIOD	PERIOD (BC)	Burial	SEX	SEX LIT	SEX ARCH	SEX MY DET	SEX DA	AGE
BAZ	O-A		868	M		IND	M		
BAZ	O-A		870	M		M	M?		
BAZ	O-A	500	890	M		M	M?		
BAZ	O-A		897	M?		M	F	F	
BAZ	O-A		899	M		IND	M		
BAZ	O-A		912	M		M	F?	M	
BAZ	O-A		924	M		M	M		
BAZ	O-A		945	M		IND	M		
BAZ	O-A		976	M		M	M		
BAZ	O-A		1014	M		M	F?		
BAZ	O-A	550-500	1016	M		M	M		
BAZ	O-A		1031	M		IND	M		
BAZ	O-A		1038	M		IND	M		
BAZ	O-A		1112	M		M	M?		
BAZ	O-A	600	1119	M		IND	M		
BAZ	O-A		1145	M		M	M?		
BAZ	V SEC	500-450	1174	M		M	M		
BAZ	O-A	550-500	1204	M		IND	F?	M	
BAZ	O-A	500	1205	M		M	F?		
BAZ	O-A	600-550	1206	M		M	M		
BAZ	O-A		1242	M		M	M		
BAZ	O-A	650-550	1251	M		M	M		
BAZ	O-A	650-550	1339	M	M	IND	M		
BAZ	O-A	550-500	1359	M	IND	IND	M		
BAZ	O-A		1376	M		IND	M		
BAZ	O-A	650-550	1423	M	M	M	M		
BAZ	O-A		1426	M		M	M		
BAZ	O-A		1512	M	M	M			
BAZ	O-A		1515	M	M	M			
BAZ	O-A		1520	M	M	M			
BAZ	O-A		1521	M	M	M			
BAZ	O-A		1522	M	M	M			
BAZ	O-A		1529	M	M	M			
BAZ	O-A		1531	M	M	M			
BAZ	O-A		1534	M	M	M			
BAZ	O-A		1544	M	M	M			
BAZ	O-A		1547	M	IND	IND	M?	M	
BAZ	O-A		1549	M	M	M			
BAZ	O-A		1557	M	M	M			
BAZ	O-A		1558	M	M	M			

NECROPOLIS	PERIOD	PERIOD (BC)	Burial	SEX	SEX LIT	SEX ARCH	SEX MY DET	SEX DA	AGE
BAZ	O-A	550-450	1572	M	M	M			
BAZ	O-A	550-450	1574	M	M	M			
BAZ	O-A	550-450	1584	M	M	M			
BAZ	O-A		1585	M		IND	M		
BAZ	O-A	550-450	1597	M	M	M			
BAZ	O-A		630B	M	M	F?			30-40
BAZ	O-A	550-500	575	F?	M?	M??	F?	M	40-50
BAZ	O-A		1518	F?		IND	F?		
BAZ	O-A	550-450	1589	F?		IND	F?		
BAZ	O-A		1602	F?		IND	F?		
BAZ	O-A		386	F	F	F			30-40
BAZ	O-A		398	F	F	F			30-40
BAZ	O-A	700-650	455	F	F	IND			20-30
BAZ	O-A		475	F	F	F			
BAZ	O-A	550-500	502	F	F	F			
BAZ	O-A		534	F	F	IND			20-30
BAZ	O-A		554	F	F?	F	F		20-30
BAZ	O-A		580	F	F	F			20-30
BAZ	O-A		600	F	F?	F	F		<20
BAZ	O-A	600-550	664	F	F	IND			20-30
BAZ	O-A		666	F	F	IND			40-50
BAZ	O-A		689	F	M?	F	F		20-30
BAZ	O-A		846	F		IND	F		
BAZ	O-A		873	F		IND	F		
BAZ	O-A		877	F		IND	F		
BAZ	O-A		913	F		IND	F		
BAZ	O-A	550-500	985	F	F	F	F		
BAZ	O-A	650-600	1006	F		F	F?		
BAZ	O-A		1114	F		F	F		
BAZ	O-A		1182	F		IND	F	F	
BAZ	O-A	550-500	1233	F		IND	F?	F	
BAZ	O-A	650-550	1276	F	F	F	F?		
BAZ	O-A	650-550	1346	F	IND	IND	F		
BAZ	O-A	650-550	1358	F	F	F	F		
BAZ	O-A	550-500	1387	F	IND	F	F		
BAZ	O-A		1537	F	F	F			
BAZ	O-A		1543	F	F	F			
BAZ	O-A		1562	F	F	IND			
BAZ	O-A	550-500	671B	F	F	IND			20-30
BAZ	ROM		742	M		IND	M		

NECROPOLIS	PERIOD	PERIOD (BC)	Burial	SEX	SEX LIT	SEX ARCH	SEX MY DET	SEX DA	AGE
BAZ	ROM		734	F		IND	F?	F	
BAZ	ELL		614	M	M?	IND	M		40-50
BAZ	ELL		679	M	M?	IND	M?		20-30
BAZ	ELL		687	F	F	IND	F?		50-60
BAZ	ELL		1250	F		IND	F		
BAZ	ELL		858	M?		IND	M?		
BAZ	ELL		968	M?		IND	M?		
BAZ	ELL		1169	M?		IND	M?		
BAZ	ELL		1378	M?		IND	M?		
BAZ	ELL		1385	M?		IND	M?		
BAZ	ELL		388	M	F	M		M	30-40
BAZ	ELL		467	M	M?	IND	M		20-30
BAZ	ELL		473	M	M	IND			40-50
BAZ	ELL?		495	M	M	IND			40-50
BAZ	ELL		497	M	M	IND			20-30
BAZ	ELL	350-300	501	M	M	IND			40-50
BAZ	ELL		515	M		IND	M		
BAZ	ELL		520	M	M	IND			30-40
BAZ	ELL		543	M	M	IND			40-50
BAZ	ELL		555	M	M	IND			30-40
BAZ	ELL		561	M	M	IND			30-40
BAZ	ELL		566	M	IND	IND	M?	M	50-60
BAZ	ELL		574	M	M	IND			20-30
BAZ	ELL		578	M	M	IND			30-40
BAZ	ELL		625	M	M	IND			40-50
BAZ	ELL		651	M	M	IND			50-60
BAZ	ELL	350-300	658	M	M	IND			30-40
BAZ	ELL		669	M	M	IND			50-60
BAZ	ELL		684	M	M	IND			40-50
BAZ	ELL		686	M	M	IND			40-50
BAZ	ELL		688	M	M	IND			30-40
BAZ	ELL		782	M		IND	M		
BAZ	ELL		788	M		IND	M		
BAZ	ELL	300	803	M		IND	M		
BAZ	ELL	300	804	M		IND	M		
BAZ	ELL		816	M		IND	M		
BAZ	ELL		900	M		IND	M?	M	
BAZ	ELL		901	M		IND	F?	M	
BAZ	ELL		954	M		IND	M		
BAZ	ELL		960	M		IND	M		

NECROPOLIS	PERIOD	PERIOD (BC)	Burial	SEX	SEX LIT	SEX ARCH	SEX MY DET	SEX DA	AGE
BAZ	ELL?		964	M		IND	M		
BAZ	ELL		967	M		IND	M		
BAZ	ELL	350-300	979	M		IND	M		
BAZ	ELL		1012	M		IND	M		
BAZ	ELL		1136	M		IND	M		
BAZ	ELL	400-350	1138	M		IND	M		
BAZ	ELL	400-350	1140	M		IND	M		
BAZ	ELL		1152	M		IND	M		
BAZ	ELL		1157	M		IND	M?	M	
BAZ	ELL?		1172	M		IND	M		
BAZ	ELL	400-350	1192	M		IND	M		
BAZ	ELL		1210	M		IND	M		
BAZ	ELL	400-350	1211	M		IND	M		
BAZ	ELL		1243	M		IND	M?	M	
BAZ	ELL		1265	M		IND	M		
BAZ	ELL		1367	M		IND	F?	M	
BAZ	ELL		1388	M		IND	M		
BAZ	ELL?		1393	M		IND	M		
BAZ	ELL		1400	M		IND	F?	M	
BAZ	ELL		1407	M		IND	M		
BAZ	ELL		1415	M		IND	M		
BAZ	ELL		1419	M		IND	M?	M	
BAZ	ELL		1422	M		IND	M		
BAZ	ELL		1433	M		IND	M		
BAZ	ELL		1436	M		IND	M		
BAZ	ELL		1437	M		IND	M		
BAZ	ELL		1440	M		IND	M		
BAZ	ELL		1441	M		IND	M		
BAZ	ELL		1453	M		IND	M		
BAZ	ELL		1461	M		IND	M		
BAZ	ELL		1463	M		IND	M		
BAZ	ELL		1466	M		IND	M		
BAZ	ELL		1470	M		IND	M		
BAZ	ELL		1473	M		IND	M		
BAZ	ELL		1477	M		IND	M		
BAZ	ELL		1478	M		IND	M		
BAZ	ELL		1482	M		IND	M		
BAZ	ELL		1495	M		IND	M		
BAZ	ELL		1500	M		IND	M		
BAZ	ELL		1506	M		IND	M		

NECROPOLIS	PERIOD	PERIOD (BC)	Burial	SEX	SEX LIT	SEX ARCH	SEX MY DET	SEX DA	AGE
BAZ	ELL		1608	M		IND	M		
BAZ	ELL		1659	M		IND	M		
BAZ	ELL		1660	M		IND	M		
BAZ	ELL		1140B	M		IND	IND	M	
BAZ	ELL		396a	M	M	IND			40-50
BAZ	ELL		470A	M	M	IND			50-60
BAZ	ELL		940	IND		IND	IND		
BAZ	ELL		1208	IND		IND	IND		
BAZ	ELL		517	F?	F?	IND		M?	30-40
BAZ	ELL		828	F?		IND	F?		
BAZ	ELL		944	F?		IND	F?		
BAZ	ELL		1009	F?		IND	F?		
BAZ	ELL		1444	F?		IND	F?		
BAZ	ELL		484	F	F	IND			40-50
BAZ	ELL		496	F	F	IND			20-30
BAZ	ELL		551	F	F	IND			20-30
BAZ	ELL		591	F	F	IND			20-30
BAZ	ELL		597	F	F	IND			30-40
BAZ	ELL		617	F	F?	IND	F		50-60
BAZ	ELL		628	F	F?	IND	F		20-30
BAZ	ELL	350-300	641	F	F	IND			50-60
BAZ	ELL		650	F	F	IND			30-40
BAZ	ELL		653	F	F	IND			20-30
BAZ	ELL	400-350	678	F	F	IND			20-30
BAZ	ELL		685	F	F	IND			40-50
BAZ	ELL		770	F		IND	F		
BAZ	ELL		777	F		IND	F		
BAZ	ELL		784	F		IND	F		
BAZ	ELL		800	F		IND	F		
BAZ	ELL		807	F		IND	F		
BAZ	ELL		820	F		IND	F		
BAZ	ELL		914	F		IND	F		
BAZ	ELL		915	F		IND	F		
BAZ	ELL	350-300	962	F		IND	F		
BAZ	ELL		965	F		IND	F		
BAZ	ELL		1033	F		IND	F		
BAZ	ELL		1121	F		IND	F?	F	
BAZ	ELL		1128	F		IND	F		
BAZ	ELL		1166	F		IND	F		
BAZ	ELL		1167	F		IND	F		

NECROPOLIS	PERIOD	PERIOD (BC)	Burial	SEX	SEX LIT	SEX ARCH	SEX MY DET	SEX DA	AGE
BAZ	ELL		1261	F		IND	F?	F	
BAZ	ELL		1319	F		IND	F		
BAZ	ELL		1341	F		IND	F		
BAZ	ELL		1357	F		IND	F		
BAZ	ELL		1410	F		IND	F		
BAZ	ELL		1427	F		IND	F		
BAZ	ELL		1431	F		IND	F		
BAZ	ELL		1443	F		IND	F		
BAZ	ELL		1456	F		IND	F		
BAZ	ELL		1467	F		IND	F		
BAZ	ELL		1474	F		IND	F		
BAZ	ELL		1475	F		IND	F		
BAZ	ELL		1479	F		IND	F		
BAZ	ELL		1483	F		IND	F?	F	
BAZ	ELL		1488	F		IND	F		
BAZ	ELL		1647	F		IND	F		
BAZ	ELL		1650	F		IND	F		
BAZ	ELL		1657	F		IND	IND	F	
BAZ	ELL		1662	F		IND	F		
BAZ	ELL		396b	F	F	IND			40-50
CAPE	O-A?		171	F		IND	F		
CAPE	O-A		257	M		IND	M		
CAPE	O-A		141	F		IND	F		40-50
CAPE	IND		108	M		IND	M		30-40
CAPE	IND		199	M		IND	M?	M	
CAPE	IND		202	F		IND	F		
CAPE	IND		227	F		IND	F		
CAPE	IND		248	F		IND	F		
CAPE	ELL		131	M		IND	M		40-50
CAPE	ELL		143	M		IND	M		40-50
CAPE	ELL		151	M		IND	M		40-50
CAPE	ELL		168	M		IND	M		40-50
CAPE	ELL?		175	M		IND	M		40-50
CAPE	ELL		180	M		IND	M		40-50
CAPE	ELL		216	M		IND	M		20-30
CAPE	ELL		144	F		IND	F		
CAPE	ELL		146	F		IND	F		
CAPE	ELL		172	F		IND	F		40-50
CAPE	ELL		188	F		IND	F		50-60
CAPE	ELL		190	F		IND	F		

NECROPOLIS	PERIOD	PERIOD (BC)	Burial	SEX	SEX LIT	SEX ARCH	SEX MY DET	SEX DA	AGE
CB	ROM?		3	M?		IND	M?		
CB	O-A?		77	M?		IND	M?		
CB	O-A?		57B	F?		IND	F?	IND	
CB	O-A		118	M?		IND	M?	F	
CB	O-A		10	M		IND	M		
CB	O-A		33	M		M	M		
CB	O-A		34	M		IND	M?	M	
CB	O-A		38	M		M	M		
CB	O-A		42	M		M	M		
CB	O-A		44	M		M	M		
CB	O-A		47	M		M	M		
CB	O-A		71	M		M	M?		
CB	O-A		75	M		M	M?	M	
CB	O-A		82	M		M	M		
CB	O-A		91	M		M	M		
CB	O-A		94	M		M	M		
CB	O-A		110	M		M	M		
CB	O-A		115	M		M	M		
CB	O-A		2	F		F	F		
CB	O-A		27	F		F	F?		
CB	O-A		35	F		F	F?		
CB	O-A		39	F		F	F		
CB	O-A		59	F		F	F		
CB	O-A		88	F		IND	F?	F	
CB	O-A		98	F		F	F		
CB	O-A		103	F		F	F		
CB	O-A		105	F		IND	F		
CB	O-A		126	M		M	M?	M	
CB	O-A		132	M		M	F?	F?	
CB	O-A		140	M		M	M		
CB	O-A		143	M		M	M?	M	
CB	ELL		164	M		IND	M		
CB	O-A?		172	M		IND	M		
CB	O-A		173	M		M	M		
CB	IND		57A	M		IND	M		
CB	ELL		123	M?		IND	F?	M	
CB	IND		54A	F?		IND	F?		
CB	ELL		162	F		IND	F		
CB	O-A		171	F		F	F		
CB	O-A		181	F		F	F		

NECROPOLIS	PERIOD	PERIOD (BC)	Burial	SEX	SEX LIT	SEX ARCH	SEX MY DET	SEX DA	AGE
CB	O-A		193	F		F	F		
CB	ELL?		84	M		IND	M		
CB	ELL		76	M?		IND	M?	F	
CB	ELL		32	M		IND	M		
CB	ELL		62	M		IND	M?	M	
CB	ELL		54B	M		IND	M		
CB	ELL		11	F?		IND	F?		
CB	ELL		50	F?		IND	F?		
CB	ELL		67	F?		IND	F?		
CB	ELL		12	F		IND	F		
CB	ELL		111	F		F	F		
CINTU	ROM?		TR56_T10	M		IND	M		
CINTU	ROM?		TR56_T3	M		IND	M		
CINTU	ROM?		TR56_T1	F		IND	F		
CINTU	ROM?		TR56_T8	F		IND	F		
CINTU	ROM		17ROM	M		IND	M		
CINTU	O-A?		254	M		IND	M		
CINTU	O-A?		279	M		IND	M		
CINTU	O-A?		284	M?		IND	M?	M?	
CINTU	O-A?		290	M		IND	M?		
CINTU	O-A		199	M?		F	M	F	
CINTU	O-A		5	M		IND	M		
CINTU	O-A		14	M		IND	M		
CINTU	O-A		17	M		M	M		
CINTU	O-A		18	M		M	M?		
CINTU	O-A		19	M		IND	M		
CINTU	O-A		23	M		M	M?		
CINTU	O-A		26	M		M	M?	M?	
CINTU	O-A		27	M		IND	M		
CINTU	O-A		34	M		M	M		
CINTU	O-A		53	M		IND	M		
CINTU	O-A		56	M		IND	M		
CINTU	O-A		74	M		M	IND		
CINTU	O-A		76	M		M	M		
CINTU	O-A		80	M		IND	M		
CINTU	O-A		97	M		IND	M		
CINTU	O-A		105	M		M	M		
CINTU	O-A		106	M		M	F?	M	
CINTU	O-A		108	M		M	M?		
CINTU	O-A		115	M		M	M		

NECROPOLIS	PERIOD	PERIOD (BC)	Burial	SEX	SEX LIT	SEX ARCH	SEX MY DET	SEX DA	AGE
CINTU	O-A		119	M		M	M		
CINTU	O-A		125	M		M	IND		
CINTU	O-A		131	M		M	M		
CINTU	O-A		135	M		M	IND	F?	
CINTU	O-A		136	M		M	M		
CINTU	O-A		137	M		M	IND	M?	
CINTU	O-A		142	M		M	M		
CINTU	O-A		143	M		M	M		
CINTU	O-A		156	M		M	M		
CINTU	O-A		160	M		M	M		
CINTU	O-A		180	M		M	M		18-20
CINTU	O-A		184	M		M	M		
CINTU	O-A		191	M		M	M		
CINTU	O-A		193	M		M	M		
CINTU	O-A		195	M		M	M		
CINTU	O-A		203	M		M	M		
CINTU	O-A		205	M		M	M		
CINTU	O-A		210	M		M	M		
CINTU	O-A		212	M		M	M		
CINTU	O-A		217	M		M	M?		
CINTU	O-A		224	M		M	M?	M	
CINTU	O-A		238	M		M	M?	M	
CINTU	O-A		242	M		M	M?	M	
CINTU	O-A		257	M		IND	M		
CINTU	O-A		293	M		IND	M		
CINTU	O-A		298	M		IND	M		
CINTU	O-A		300	M		M	M?	M	
CINTU	O-A		319	M		IND	M		
CINTU	O-A		321	M		M	M		
CINTU	O-A		325	M		M	M		
CINTU	O-A		ANAS_2	M		M	M		
CINTU	O-A		198	F?		F	M?	M?	
CINTU	O-A		9	F		F	F		
CINTU	O-A		46	F		F	F		
CINTU	O-A		100	F		F	F?		
CINTU	O-A		110	F		F	F		
CINTU	O-A		128	F		F	F		
CINTU	O-A		130	F		F	F?	F?	
CINTU	O-A		133	F		F	F?	F	
CINTU	O-A		148	F		F	F		

NECROPOLIS	PERIOD	PERIOD (BC)	Burial	SEX	SEX LIT	SEX ARCH	SEX MY DET	SEX DA	AGE
CINTU	O-A		157	F		F	F		
CINTU	O-A		167	F		F	F		
CINTU	O-A		173	F		F	F		
CINTU	O-A		177	F		F	F		
CINTU	O-A		178	F		F	F		
CINTU	O-A		192	F		F	F		
CINTU	O-A		201	F		F	F		
CINTU	O-A		207	F		F	F		
CINTU	O-A		209	F		F	F		
CINTU	O-A		211	F		F	F		
CINTU	O-A		214	F		F	F		
CINTU	O-A		215	F		F	F		
CINTU	O-A		255	F		F	F		
CINTU	O-A		296	F		F	F		
CINTU	O-A		297	F		F	F?	F	
CINTU	O-A		301	F		F	F		
CINTU	O-A		302	F		F	F		
CINTU	O-A		303	F		F	F		
CINTU	O-A		322	F		F	M?	F	
CINTU	O-A		ANAS_1	F		F	F		
CINTU	IND		SS17_T10	M		IND	M		
CINTU	IND		UNC 1	M		IND	M		
CINTU	IND		UNC 2	M		IND	M		
CINTU	IND		249b	F		IND	F		
CINTU	IND		SS17_T11	F		IND	F?	F	
CINTU	IND		SS17_T12	F		IND	F		
CINTU	IND		SS17_T13	F		IND	F		
CINTU	IND		SS17_T13a	F		IND	F		
CINTU	IND		SS17_T9	F		IND	F		
CINTU	ELL		36	M		IND	M		
CINTU	ELL		50	M		IND	M?	M	
CINTU	ELL		70	M		IND	M		
CINTU	ELL		75	M		IND	M		
CINTU	ELL		78	M		IND	M		
CINTU	ELL		83	M		M	M		
CINTU	ELL		89	M		F?	M		
CINTU	ELL		96	M		M	M		
CINTU	ELL		98	M		M	M		
CINTU	ELL		170	M		IND	M		
CINTU	ELL		175	M		M	F?	M	
CINTU	ELL		183	M		F?	M		

NECROPOLIS	PERIOD	PERIOD (BC)	Burial	SEX	SEX LIT	SEX ARCH	SEX MY DET	SEX DA	AGE
CINTU	ELL		188	M		M	M		
CINTU	ELL		231	M		IND	M	M	
CINTU	ELL		241	M		IND	M	M?	
CINTU	ELL		248	M		M	M?	M?	
CINTU	ELL		249	M		IND	M		
CINTU	ELL		274	M		IND	M?	M	
CINTU	ELL		277	M		IND	M		
CINTU	ELL		292	M		IND	M		
CINTU	ELL		309	M		IND	M		
CINTU	ELL		313	M		IND	M		
CINTU	ELL		60	F		F?	F?	F	
CINTU	ELL		67	F		F	F		
CINTU	ELL		68	F		IND	F		
CINTU	ELL		79	F		F	F		
CINTU	ELL		81	F		F	F		
CINTU	ELL		122	F		F	F		
CINTU	ELL		138	F		F	IND		
CINTU	ELL		141	F		F	F?	F	
CINTU	ELL		204	F		IND	F		
CINTU	ELL		223	F		F	F?	F	
CINTU	ELL		233	F		IND	F		
CINTU	ELL		265	F		IND	F		
CINTU	ELL		267	F		IND	F		
CINTU	ELL		273	F		IND	F		
CINTU	ELL		276	F		IND	F		
CINTU	ELL		306	F		F	F		
CINTU	ELL		312	F		F	F		
CINTU	ELL		316	F		F	F?		
CR	O-A		3	M		IND	M		
CR	O-A		5	M		IND	M		
CR	O-A		15	M		IND	M		
CR	O-A		21	M		IND	M		
CR	O-A		23	M		IND	M		
CR	O-A	500	1	F		IND	F		
CR	O-A	500	2	F		IND	F		
CR	O-A	500	9	F		IND	F		
CR	O-A	600-550	11	F		IND	F		
CR	O-A	600	13	F		IND	F		
CR	O-A	600-550	19	F		IND	F		
CR	O-A	550-500	24	F		IND	F		
FOS	V SEC		117	M	M	IND	M		50-60

NECROPOLIS	PERIOD	PERIOD (BC)	Burial	SEX	SEX LIT	SEX ARCH	SEX MY DET	SEX DA	AGE
FOS	V SEC		134	M	M	IND	M		40-50
FOS	V SEC		186	M	M	IND	M		30-40
FOS	V SEC		207	M	M	IND	M		40-50
FOS	V SEC		246	M	M	IND	M		40-50
FOS	V SEC		275	M	M	IND	M		50-60
FOS	V SEC		484	M	M	IND	M		20-30
FOS	V SEC		405A	M	M	IND	M		
FOS	O-A		157	M	M	M	M		40-50
FOS	O-A		163	M	M	M	M		20-30
FOS	O-A		184	M	M	M	M		40-50
FOS	O-A		197	M	M	M	M		
FOS	O-A		215	M	M	IND	M		20-30
FOS	O-A		222	M	M	IND	M		
FOS	O-A		255	M	M	M	M		40-50
FOS	O-A		270	M	M	M	M		50-60
FOS	O-A		296	M	M	M	M		30-40
FOS	O-A		319	M	M	IND	M		20-30
FOS	O-A		320	M	M	M	M		50-60
FOS	O-A		435	M	M	M	M		50-60
FOS	O-A		437	M	M	M	M		50-60
FOS	O-A		457	M	M	M	M		30-40
FOS	O-A		464	M	M	M	M		50-60
FOS	O-A		534	M	M	M	M		40-50
FOS	O-A		561	M		F?	M		
FOS	O-A		562	M		IND	M		
FOS	O-A		567	M?		IND	F?	M?	
FOS	O-A		572	M		IND	M?	M	
FOS	O-A		405B	M	M	IND	M		20-30
FOS	O-A		520ridA	M		IND	M		
FOS	O-A		159	F	F	F	F		40-50
FOS	O-A		208	F	F	F	F		30-40
FOS	O-A		301	F?	F?	IND	F?	F?	
FOS	O-A		344	F	F	F	F		40-50
FOS	O-A		524	F	F	F	F		
FOS	O-A		556	F		IND	F		
FOS	IND		182	M	IND	IND	IND	M	
FOS	IND		323	F?	IND	IND	IND	F?	
FOS	ELL		76	M?	M?	IND	F?	F?	30-40
FOS	ELL		124C	M?	M?	IND	M?	F?	30-40
FOS	ELL		110	M	M	IND	M		30-40

NECROPOLIS	PERIOD	PERIOD (BC)	Burial	SEX	SEX LIT	SEX ARCH	SEX MY DET	SEX DA	AGE
FOS	ELL		140	M	M	IND	M		40-50
FOS	ELL		201	M	M	IND	M		60>
FOS	ELL		213	M	M	IND	M		40-50
FOS	ELL		235	M	M	IND	M		30-40
FOS	ELL		328	M	M	IND	M		40-50
FOS	ELL		333	M	M	IND	M		50-60
FOS	ELL		370	M	M	IND	M		30-40
FOS	ELL	350-300	401	M	M	IND	M		50-60
FOS	ELL		402	M	M	IND	M		50-60
FOS	ELL		407	M	M	IND	M		50-60
FOS	ELL		418	M	M	IND	M		40-50
FOS	ELL		432	M	M	IND	M		50-60
FOS	ELL		447	M	M	IND	M		40-50
FOS	ELL		469	M	M	IND	M		
FOS	ELL		488	M	M	IND	M		40-50
FOS	ELL		491	M	M	IND	M		20-30
FOS	ELL		503	M	M	IND	M		50-60
FOS	ELL		504	M	M	IND	M		30-40
FOS	ELL		505	M	M	IND	M		40-50
FOS	ELL		516	M		IND	M?	M	20-30
FOS	ELL		518	M	M	IND	M		
FOS	ELL		520	M	M	IND	M		30-40
FOS	ELL		542	M	M	IND	M		40-50
FOS	ELL		124E	M	M	IND	M		20-30
FOS	ELL		2A	M	M	IND	M		40-50
FOS	ELL		330C	M	M	IND	M		50-60
FOS	ELL		330D	M	M	IND	M		40-50
FOS	ELL		330E	M	M	IND	M		20-30
FOS	ELL		430A	M	M	IND	M		50-60
FOS	ELL		430D	M	M	IND	M		
FOS	ELL		516ridA	M		IND	M?	M	
FOS	ELL		63B	M	M	IND	M		<20
FOS	ELL		516ridB	F?		IND	M?	F	
FOS	ELL		85	F	F	IND	F		50-60
FOS	ELL		122	F	F	IND	F		30-40
FOS	ELL		204	F	F	IND	F		40-50
FOS	ELL		220	F	F	IND	F		30-40
FOS	ELL		223	F	F	IND	F		20-30
FOS	ELL		225	F	F	IND	F		<20
FOS	ELL		252	F	F	IND	F		20-30
FOS	ELL		265	F	F	IND	F		40-50

NECROPOLIS	PERIOD	PERIOD (BC)	Burial	SEX	SEX LIT	SEX ARCH	SEX MY DET	SEX DA	AGE
FOS	ELL		279	F	F	IND	F		40-50
FOS	ELL		288	F	F	IND	F		30-40
FOS	ELL		351	F	F?	IND	F?	F	20-30
FOS	ELL		381	F	F	IND	F		50-60
FOS	ELL		410	F	F	IND	F		50-60
FOS	ELL		417	F	F	IND	F		50-60
FOS	ELL		427	F	F	IND	F		40-50
FOS	ELL		431	F	F	IND	F		60>
FOS	ELL		544	F	F	IND	F		20-30
FOS	ELL		124A	F	F	IND	F		40-50
FOS	ELL		124B	F	F	IND	F		40-50
FOS	ELL		124D	F	F	IND	F		40-50
FOS	ELL		330B	F	F	IND	F		50-60
FOS	ELL		430B	F	F	IND	F		40-50
FOS	ELL		430C	F	F	IND	F		30-40
FOS	ELL		520ridB	F		IND	F?	F	
FOS	ELL		63A	F	F	IND	F		60>
FOS	ELL		63C	F	F	IND	F		
NAV	ROM?		8	M		IND	M		
NAV	ELL		1B	M		IND	M		
NAV	ELL		4	F		IND	F		
PELT	O-A		134	F		IND	F		
PELT	ELL		111	M		IND	M		
PELT	ELL		112	M		IND	M		
PELT	ELL		114	M		IND	M		
PELT	ELL		133	M		IND	M		
PELT	ELL		113	F		IND	F		
PELT	ELL		130	F		IND	F		
PELT	ELL		132	F		IND	F		
POG	O-A?		11	F		IND	F		
POG	O-A		12	M		IND	M		
POG	O-A?		13	M?		IND	M?	F	
POG	O-A		15	M		M	M		
POG	O-A		25	M		M	M		
POG	O-A		29	M		M	M?	M	
POG	IND		36	F		IND	F?	F	
POG	ELL		37	F		IND	F		
POG	O-A?		41	F		IND	F		
POG	ELL		44	M		IND	M		
POG	IND		54	IND		IND	IND		
POG	IND		51-55	M		IND	IND	M	

NECROPOLIS	PERIOD	PERIOD (BC)	Burial	SEX	SEX LIT	SEX ARCH	SEX MY DET	SEX DA	AGE
POG	IND		56	M			M		
POG	IND		61	IND			IND	IND	
POG	IND		85	M			M		
POG	IND		87	M			M		
POG	IND		89	F			F		
POG	IND		90	M			M?	M	
POG	IND		91	IND			IND		
POG	IND		94	F			F		
POG	IND		95	F			F		
POG	IND		97	F			F		
POG	IND		99	M			M		
POG	IND		101	F			F		
POG	IND		102	IND			IND		
POG	IND		107	M			M		
POG	IND		110	F			F		
POG	IND		115-145	F			F		
POG	IND		117	F			F		
POG	IND		121	M			M		
POG	IND		122	IND			F?	M	
POG	IND		123	F			F		
POG	IND		125	F			F		
POG	IND		126	M			M		
POG	IND		131	M			M		
POG	IND		133	M			M?	M	
POG	IND		139	M			M		
POG	IND		141	M			M		
POG	IND		152	IND			F?	M	
POG	IND		153	M			M		
POG	IND		159	F			F		
POG	IND		182	M			M		
POG	IND		184	F			F		
POG	IND		186	M?			M?		
POG	IND		204	M			IND	M	
POG	IND		207	M			M		
POG	IND		208	M			M		
POG	IND		209	M			IND	M	
POG	IND		213	M			M		
POG	IND		219	F			F		
POG	IND		221	F			F		

Appendix 12 – Period, sex, and age references for the burials analyzed in this study.

Abbreviations as in the title page of Appendix 11, and in addition:

LIT: literature.

NECROPOLIS	Burial	LIT SEX	LIT AGE	LIT PERIOD
ALF	111	Coppa and Macchiarelli, 1982; Coppa et al., 1990.	Coppa and Macchiarelli, 1982.	Bedini et al., 1975; Parise Badoni and Ruggeri Giove, 1980; Parise Badoni et al., 1982.
ALF	113	Coppa and Macchiarelli, 1982; Coppa et al., 1990.	Coppa and Macchiarelli, 1982.	Bedini et al., 1975; Parise Badoni and Ruggeri Giove, 1980; Parise Badoni et al., 1982.
ALF	118	Coppa and Macchiarelli, 1982; Coppa et al., 1990.	Coppa and Macchiarelli, 1982.	Bedini et al., 1975; Parise Badoni and Ruggeri Giove, 1980; Parise Badoni et al., 1982.
ALF	120	Coppa and Macchiarelli, 1982; Coppa et al., 1990.	Coppa and Macchiarelli, 1982.	Bedini et al., 1975; Parise Badoni and Ruggeri Giove, 1980; Parise Badoni et al., 1982.
ALF	122	Coppa and Macchiarelli, 1982; Coppa et al., 1990.	Coppa and Macchiarelli, 1982.	Bedini et al., 1975; Parise Badoni and Ruggeri Giove, 1980; Parise Badoni et al., 1982.
ALF	124	Coppa and Macchiarelli, 1982; Coppa et al., 1990.	Coppa and Macchiarelli, 1982.	Bedini et al., 1975; Parise Badoni and Ruggeri Giove, 1980; Parise Badoni et al., 1982.
ALF	127	Coppa and Macchiarelli, 1982; Coppa et al., 1990.	Coppa and Macchiarelli, 1982.	Bedini et al., 1975; Parise Badoni and Ruggeri Giove, 1980; Parise Badoni et al., 1982.
ALF	128	Coppa and Macchiarelli, 1982; Coppa et al., 1990.	Coppa and Macchiarelli, 1982.	Bedini et al., 1975; Parise Badoni and Ruggeri Giove, 1980; Parise Badoni et al., 1982.
BAR	5			Napolitano, 2012.
BAR	13			Napolitano, 2012.
BAR	14			Napolitano, 2012.
BAR	16			Napolitano, 2012.
BAR	21			Napolitano, 2012.
BAR	23			Napolitano, 2012.
BAR	29			Napolitano, 2012.
BAR	30			Napolitano, 2012.
BAR	31			Napolitano, 2012.
BAR	32			Napolitano, 2012.
BAR	38			Napolitano, 2012.
BAR	39			Napolitano, 2012.
BAR	40			Napolitano, 2012.
BAR	42			Napolitano, 2012.
BAR	47			Napolitano, 2012.

NECROPOLIS	Burial	LIT SEX	LIT AGE	LIT PERIOD
BAR	49			Napolitano, 2012.
BAR	52			Napolitano, 2012.
BAR	54			Napolitano, 2012.
BAR	64			Napolitano, 2012.
BAR	68			Napolitano, 2012.
BAR	70			Napolitano, 2012.
BAR	74			Napolitano, 2012.
BAR	81			Napolitano, 2012.
BAR	87			Napolitano, 2012.
BAR	90			Napolitano, 2012.
BAR	97			Napolitano, 2012.
BAR	113			Napolitano, 2012.
BAR	114			Napolitano, 2012.
BAR	115			Napolitano, 2012.
BAR	121			Napolitano, 2012.
BAR	128			Napolitano, 2012.
BAR	84(bis)			Napolitano, 2012.
BAR	20			Napolitano, 2012.
BAR	22			Napolitano, 2012.
BAR	25			Napolitano, 2012.
BAR	33			Napolitano, 2012.
BAR	34			Napolitano, 2012.
BAR	36			Napolitano, 2012.
BAR	43			Napolitano, 2012.
BAR	55			Napolitano, 2012.
BAR	59			Napolitano, 2012.

NECROPOLIS	Burial	LIT SEX	LIT AGE	LIT PERIOD
BAR	61			Napolitano, 2012.
BAR	62			Napolitano, 2012.
BAR	65			Napolitano, 2012.
BAR	67			Napolitano, 2012.
BAR	69			Napolitano, 2012.
BAR	94			Napolitano, 2012.
BAR	96			Napolitano, 2012.
BAR	98			Napolitano, 2012.
BAR	100			Napolitano, 2012.
BAR	110			Napolitano, 2012.
BAR	112			Napolitano, 2012.
BAR	119			Napolitano, 2012.
BAR	125			Napolitano, 2012.
BAR	132			Napolitano, 2012.
BAZ	649	Bestetti, 2002.		Bernardini, 2001; Gubbio, 2001; Bestetti, 2002; Ridolfi, 2002; Melandri, 2005; Esposito, 2006; La Terra, 2007; Weidig, 2010
BAZ	1379			Bernardini, 2001; Gubbio, 2001; Bestetti, 2002; Ridolfi, 2002; Melandri, 2005; Esposito, 2006; La Terra, 2007; Weidig, 2010
BAZ	387	Bestetti, 2002	Bestetti, 2002	Bernardini, 2001; Gubbio, 2001; Bestetti, 2002; Ridolfi, 2002; Melandri, 2005; Esposito, 2006; La Terra, 2007; Weidig, 2010
BAZ	404	Bestetti, 2002.	Bestetti, 2002.	Bernardini, 2001; Gubbio, 2001; Bestetti, 2002; Ridolfi, 2002; Melandri, 2005; Esposito, 2006; La Terra, 2007; Weidig, 2010
BAZ	471	Bestetti, 2002	Bestetti, 2002	Bernardini, 2001; Gubbio, 2001; Bestetti, 2002; Ridolfi, 2002; Melandri, 2005; Esposito, 2006; La Terra, 2007; Weidig, 2010
BAZ	491			Bernardini, 2001; Gubbio, 2001; Bestetti, 2002; Ridolfi, 2002; Melandri, 2005; Esposito, 2006; La Terra, 2007; Weidig, 2010
BAZ	506	Bestetti, 2002.	Bestetti, 2002.	Bernardini, 2001; Gubbio, 2001; Bestetti, 2002; Ridolfi, 2002; Melandri, 2005; Esposito, 2006; La Terra, 2007; Weidig, 2010
BAZ	533	Ridolfi, 2002	Ridolfi, 2002	Bernardini, 2001; Gubbio, 2001; Bestetti, 2002; Ridolfi, 2002; Melandri, 2005; Esposito, 2006; La Terra, 2007; Weidig, 2010
BAZ	776			Bernardini, 2001; Gubbio, 2001; Bestetti, 2002; Ridolfi, 2002; Melandri, 2005; Esposito, 2006; La Terra, 2007; Weidig, 2010

NECROPOLIS	Burial	LIT SEX	LIT AGE	LIT PERIOD
BAZ	794			Bernardini, 2001; Gubbio, 2001; Bestetti, 2002; Ridolfi, 2002; Melandri, 2005; Esposito, 2006; La Terra, 2007; Weidig, 2010
BAZ	808			Bernardini, 2001; Gubbio, 2001; Bestetti, 2002; Ridolfi, 2002; Melandri, 2005; Esposito, 2006; La Terra, 2007; Weidig, 2010
BAZ	824			Bernardini, 2001; Gubbio, 2001; Bestetti, 2002; Ridolfi, 2002; Melandri, 2005; Esposito, 2006; La Terra, 2007; Weidig, 2010
BAZ	839			Bernardini, 2001; Gubbio, 2001; Bestetti, 2002; Ridolfi, 2002; Melandri, 2005; Esposito, 2006; La Terra, 2007; Weidig, 2010
BAZ	850			Bernardini, 2001; Gubbio, 2001; Bestetti, 2002; Ridolfi, 2002; Melandri, 2005; Esposito, 2006; La Terra, 2007; Weidig, 2010
BAZ	863			Bernardini, 2001; Gubbio, 2001; Bestetti, 2002; Ridolfi, 2002; Melandri, 2005; Esposito, 2006; La Terra, 2007; Weidig, 2010
BAZ	907			Bernardini, 2001; Gubbio, 2001; Bestetti, 2002; Ridolfi, 2002; Melandri, 2005; Esposito, 2006; La Terra, 2007; Weidig, 2010
BAZ	909			"Cappuccina" burial
BAZ	928			Bernardini, 2001; Gubbio, 2001; Bestetti, 2002; Ridolfi, 2002; Melandri, 2005; Esposito, 2006; La Terra, 2007; Weidig, 2010
BAZ	939			Bernardini, 2001; Gubbio, 2001; Bestetti, 2002; Ridolfi, 2002; Melandri, 2005; Esposito, 2006; La Terra, 2007; Weidig, 2010
BAZ	952			Bernardini, 2001; Gubbio, 2001; Bestetti, 2002; Ridolfi, 2002; Melandri, 2005; Esposito, 2006; La Terra, 2007; Weidig, 2010
BAZ	956			Bernardini, 2001; Gubbio, 2001; Bestetti, 2002; Ridolfi, 2002; Melandri, 2005; Esposito, 2006; La Terra, 2007; Weidig, 2010
BAZ	978			Bernardini, 2001; Gubbio, 2001; Bestetti, 2002; Ridolfi, 2002; Melandri, 2005; Esposito, 2006; La Terra, 2007; Weidig, 2010
BAZ	983			Bernardini, 2001; Gubbio, 2001; Bestetti, 2002; Ridolfi, 2002; Melandri, 2005; Esposito, 2006; La Terra, 2007; Weidig, 2010
BAZ	990			Bernardini, 2001; Gubbio, 2001; Bestetti, 2002; Ridolfi, 2002; Melandri, 2005; Esposito, 2006; La Terra, 2007; Weidig, 2010
BAZ	995			Bernardini, 2001; Gubbio, 2001; Bestetti, 2002; Ridolfi, 2002; Melandri, 2005; Esposito, 2006; La Terra, 2007; Weidig, 2010
BAZ	1023			Bernardini, 2001; Gubbio, 2001; Bestetti, 2002; Ridolfi, 2002; Melandri, 2005; Esposito, 2006; La Terra, 2007; Weidig, 2010
BAZ	1028			Bernardini, 2001; Gubbio, 2001; Bestetti, 2002; Ridolfi, 2002; Melandri, 2005; Esposito, 2006; La Terra, 2007; Weidig, 2010
BAZ	1036			Bernardini, 2001; Gubbio, 2001; Bestetti, 2002; Ridolfi, 2002; Melandri, 2005; Esposito, 2006; La Terra, 2007; Weidig, 2010
BAZ	1040			Bernardini, 2001; Gubbio, 2001; Bestetti, 2002; Ridolfi, 2002; Melandri, 2005; Esposito, 2006; La Terra, 2007; Weidig, 2010
BAZ	1042			Bernardini, 2001; Gubbio, 2001; Bestetti, 2002; Ridolfi, 2002; Melandri, 2005; Esposito, 2006; La Terra, 2007; Weidig, 2010

NECROPOLIS	Burial	LIT SEX	LIT AGE	LIT PERIOD
BAZ	1586			Bernardini, 2001; Gubbio, 2001; Bestetti, 2002; Ridolfi, 2002; Melandri, 2005; Esposito, 2006; La Terra, 2007; Weidig, 2010
BAZ	1306A			Bernardini, 2001; Gubbio, 2001; Bestetti, 2002; Ridolfi, 2002; Melandri, 2005; Esposito, 2006; La Terra, 2007; Weidig, 2010
BAZ	1306B			Bernardini, 2001; Gubbio, 2001; Bestetti, 2002; Ridolfi, 2002; Melandri, 2005; Esposito, 2006; La Terra, 2007; Weidig, 2010
BAZ	384A	Bestetti, 2002	Bestetti, 2002	Bernardini, 2001; Gubbio, 2001; Bestetti, 2002; Ridolfi, 2002; Melandri, 2005; Esposito, 2006; La Terra, 2007; Weidig, 2010
BAZ	884			Bernardini, 2001; Gubbio, 2001; Bestetti, 2002; Ridolfi, 2002; Melandri, 2005; Esposito, 2006; La Terra, 2007; Weidig, 2010
BAZ	1201			Bernardini, 2001; Gubbio, 2001; Bestetti, 2002; Ridolfi, 2002; Melandri, 2005; Esposito, 2006; La Terra, 2007; Weidig, 2010
BAZ	969			Bernardini, 2001; Gubbio, 2001; Bestetti, 2002; Ridolfi, 2002; Melandri, 2005; Esposito, 2006; La Terra, 2007; Weidig, 2010
BAZ	1590			Bernardini, 2001; Gubbio, 2001; Bestetti, 2002; Ridolfi, 2002; Melandri, 2005; Esposito, 2006; La Terra, 2007; Weidig, 2010
BAZ	768			Bernardini, 2001; Gubbio, 2001; Bestetti, 2002; Ridolfi, 2002; Melandri, 2005; Esposito, 2006; La Terra, 2007; Weidig, 2010
BAZ	810			Bernardini, 2001; Gubbio, 2001; Bestetti, 2002; Ridolfi, 2002; Melandri, 2005; Esposito, 2006; La Terra, 2007; Weidig, 2010
BAZ	817			Bernardini, 2001; Gubbio, 2001; Bestetti, 2002; Ridolfi, 2002; Melandri, 2005; Esposito, 2006; La Terra, 2007; Weidig, 2010
BAZ	837			Bernardini, 2001; Gubbio, 2001; Bestetti, 2002; Ridolfi, 2002; Melandri, 2005; Esposito, 2006; La Terra, 2007; Weidig, 2010
BAZ	855			Bernardini, 2001; Gubbio, 2001; Bestetti, 2002; Ridolfi, 2002; Melandri, 2005; Esposito, 2006; La Terra, 2007; Weidig, 2010
BAZ	887			Bernardini, 2001; Gubbio, 2001; Bestetti, 2002; Ridolfi, 2002; Melandri, 2005; Esposito, 2006; La Terra, 2007; Weidig, 2010
BAZ	892			Bernardini, 2001; Gubbio, 2001; Bestetti, 2002; Ridolfi, 2002; Melandri, 2005; Esposito, 2006; La Terra, 2007; Weidig, 2010
BAZ	922			Bernardini, 2001; Gubbio, 2001; Bestetti, 2002; Ridolfi, 2002; Melandri, 2005; Esposito, 2006; La Terra, 2007; Weidig, 2010
BAZ	997			Bernardini, 2001; Gubbio, 2001; Bestetti, 2002; Ridolfi, 2002; Melandri, 2005; Esposito, 2006; La Terra, 2007; Weidig, 2010
BAZ	1191			Bernardini, 2001; Gubbio, 2001; Bestetti, 2002; Ridolfi, 2002; Melandri, 2005; Esposito, 2006; La Terra, 2007; Weidig, 2010
BAZ	1228			Bernardini, 2001; Gubbio, 2001; Bestetti, 2002; Ridolfi, 2002; Melandri, 2005; Esposito, 2006; La Terra, 2007; Weidig, 2010
BAZ	1469			Bernardini, 2001; Gubbio, 2001; Bestetti, 2002; Ridolfi, 2002; Melandri, 2005; Esposito, 2006; La Terra, 2007; Weidig, 2010
BAZ	1530			Bernardini, 2001; Gubbio, 2001; Bestetti, 2002; Ridolfi, 2002; Melandri, 2005; Esposito, 2006; La Terra, 2007; Weidig, 2010

NECROPOLIS	Burial	LIT SEX	LIT AGE	LIT PERIOD
BAZ	734			Bernardini, 2001; Gubbio, 2001; Bestetti, 2002; Ridolfi, 2002; Melandri, 2005; Esposito, 2006; La Terra, 2007; Weidig, 2010
BAZ	614	Bestetti, 2002.	Bestetti, 2002.	Bernardini, 2001; Gubbio, 2001; Bestetti, 2002; Ridolfi, 2002; Melandri, 2005; Esposito, 2006; La Terra, 2007.
BAZ	679	Bestetti, 2002.	Bestetti, 2002.	Bernardini, 2001; Gubbio, 2001; Bestetti, 2002; Ridolfi, 2002; Melandri, 2005; Esposito, 2006; La Terra, 2007.
BAZ	687	Bestetti, 2002.	Bestetti, 2002.	Bernardini, 2001; Gubbio, 2001; Bestetti, 2002; Ridolfi, 2002; Melandri, 2005; Esposito, 2006; La Terra, 2007.
BAZ	1250			Bernardini, 2001; Gubbio, 2001; Bestetti, 2002; Ridolfi, 2002; Melandri, 2005; Esposito, 2006; La Terra, 2007.
BAZ	858			Bernardini, 2001; Gubbio, 2001; Bestetti, 2002; Ridolfi, 2002; Melandri, 2005; Esposito, 2006; La Terra, 2007.
BAZ	968			Bernardini, 2001; Gubbio, 2001; Bestetti, 2002; Ridolfi, 2002; Melandri, 2005; Esposito, 2006; La Terra, 2007.
BAZ	1169			Bernardini, 2001; Gubbio, 2001; Bestetti, 2002; Ridolfi, 2002; Melandri, 2005; Esposito, 2006; La Terra, 2007.
BAZ	1378			Bernardini, 2001; Gubbio, 2001; Bestetti, 2002; Ridolfi, 2002; Melandri, 2005; Esposito, 2006; La Terra, 2007.
BAZ	1385			Bernardini, 2001; Gubbio, 2001; Bestetti, 2002; Ridolfi, 2002; Melandri, 2005; Esposito, 2006; La Terra, 2007.
BAZ	388	Ridolfi, 2002.	Ridolfi, 2002.	Bernardini, 2001; Gubbio, 2001; Bestetti, 2002; Ridolfi, 2002; Melandri, 2005; Esposito, 2006; La Terra, 2007.
BAZ	467	Ridolfi, 2002.	Ridolfi, 2002.	Bernardini, 2001; Gubbio, 2001; Bestetti, 2002; Ridolfi, 2002; Melandri, 2005; Esposito, 2006; La Terra, 2007.
BAZ	473	Ridolfi, 2002.	Ridolfi, 2002.	Bernardini, 2001; Gubbio, 2001; Bestetti, 2002; Ridolfi, 2002; Melandri, 2005; Esposito, 2006; La Terra, 2007.
BAZ	495	Ridolfi, 2002.	Ridolfi, 2002.	Bernardini, 2001; Gubbio, 2001; Bestetti, 2002; Ridolfi, 2002; Melandri, 2005; Esposito, 2006; La Terra, 2007.
BAZ	497	Ridolfi, 2002.	Ridolfi, 2002.	Bernardini, 2001; Gubbio, 2001; Bestetti, 2002; Ridolfi, 2002; Melandri, 2005; Esposito, 2006; La Terra, 2007.
BAZ	501	Ridolfi, 2002.	Ridolfi, 2002.	Bernardini, 2001; Gubbio, 2001; Bestetti, 2002; Ridolfi, 2002; Melandri, 2005; Esposito, 2006; La Terra, 2007.
BAZ	515			Bernardini, 2001; Gubbio, 2001; Bestetti, 2002; Ridolfi, 2002; Melandri, 2005; Esposito, 2006; La Terra, 2007.
BAZ	520	Ridolfi, 2002.	Ridolfi, 2002.	Bernardini, 2001; Gubbio, 2001; Bestetti, 2002; Ridolfi, 2002; Melandri, 2005; Esposito, 2006; La Terra, 2007.
BAZ	543	Ridolfi, 2002.	Ridolfi, 2002.	Bernardini, 2001; Gubbio, 2001; Bestetti, 2002; Ridolfi, 2002; Melandri, 2005; Esposito, 2006; La Terra, 2007.
BAZ	555	Ridolfi, 2002.	Ridolfi, 2002.	Bernardini, 2001; Gubbio, 2001; Bestetti, 2002; Ridolfi, 2002; Melandri, 2005; Esposito, 2006; La Terra, 2007.
BAZ	561	Ridolfi, 2002.	Ridolfi, 2002.	Bernardini, 2001; Gubbio, 2001; Bestetti, 2002; Ridolfi, 2002; Melandri, 2005; Esposito, 2006; La Terra, 2007.

NECROPOLIS	Burial	LIT SEX	LIT AGE	LIT PERIOD
BAZ	979			Bernardini, 2001; Gubbio, 2001; Bestetti, 2002; Ridolfi, 2002; Melandri, 2005; Esposito, 2006; La Terra, 2007.
BAZ	1012			Bernardini, 2001; Gubbio, 2001; Bestetti, 2002; Ridolfi, 2002; Melandri, 2005; Esposito, 2006; La Terra, 2007.
BAZ	1136			Bernardini, 2001; Gubbio, 2001; Bestetti, 2002; Ridolfi, 2002; Melandri, 2005; Esposito, 2006; La Terra, 2007.
BAZ	1138			Bernardini, 2001; Gubbio, 2001; Bestetti, 2002; Ridolfi, 2002; Melandri, 2005; Esposito, 2006; La Terra, 2007.
BAZ	1140			Bernardini, 2001; Gubbio, 2001; Bestetti, 2002; Ridolfi, 2002; Melandri, 2005; Esposito, 2006; La Terra, 2007.
BAZ	1152			Bernardini, 2001; Gubbio, 2001; Bestetti, 2002; Ridolfi, 2002; Melandri, 2005; Esposito, 2006; La Terra, 2007.
BAZ	1157			Bernardini, 2001; Gubbio, 2001; Bestetti, 2002; Ridolfi, 2002; Melandri, 2005; Esposito, 2006; La Terra, 2007.
BAZ	1172			Bernardini, 2001; Gubbio, 2001; Bestetti, 2002; Ridolfi, 2002; Melandri, 2005; Esposito, 2006; La Terra, 2007.
BAZ	1192			Bernardini, 2001; Gubbio, 2001; Bestetti, 2002; Ridolfi, 2002; Melandri, 2005; Esposito, 2006; La Terra, 2007.
BAZ	1210			Bernardini, 2001; Gubbio, 2001; Bestetti, 2002; Ridolfi, 2002; Melandri, 2005; Esposito, 2006; La Terra, 2007.
BAZ	1211			Bernardini, 2001; Gubbio, 2001; Bestetti, 2002; Ridolfi, 2002; Melandri, 2005; Esposito, 2006; La Terra, 2007.
BAZ	1243			Bernardini, 2001; Gubbio, 2001; Bestetti, 2002; Ridolfi, 2002; Melandri, 2005; Esposito, 2006; La Terra, 2007.
BAZ	1265			Bernardini, 2001; Gubbio, 2001; Bestetti, 2002; Ridolfi, 2002; Melandri, 2005; Esposito, 2006; La Terra, 2007.
BAZ	1367			Bernardini, 2001; Gubbio, 2001; Bestetti, 2002; Ridolfi, 2002; Melandri, 2005; Esposito, 2006; La Terra, 2007.
BAZ	1388			Bernardini, 2001; Gubbio, 2001; Bestetti, 2002; Ridolfi, 2002; Melandri, 2005; Esposito, 2006; La Terra, 2007.
BAZ	1393			Bernardini, 2001; Gubbio, 2001; Bestetti, 2002; Ridolfi, 2002; Melandri, 2005; Esposito, 2006; La Terra, 2007.
BAZ	1400			Bernardini, 2001; Gubbio, 2001; Bestetti, 2002; Ridolfi, 2002; Melandri, 2005; Esposito, 2006; La Terra, 2007.
BAZ	1407			Bernardini, 2001; Gubbio, 2001; Bestetti, 2002; Ridolfi, 2002; Melandri, 2005; Esposito, 2006; La Terra, 2007.
BAZ	1415			Bernardini, 2001; Gubbio, 2001; Bestetti, 2002; Ridolfi, 2002; Melandri, 2005; Esposito, 2006; La Terra, 2007.
BAZ	1419			Bernardini, 2001; Gubbio, 2001; Bestetti, 2002; Ridolfi, 2002; Melandri, 2005; Esposito, 2006; La Terra, 2007.
BAZ	1422			Bernardini, 2001; Gubbio, 2001; Bestetti, 2002; Ridolfi, 2002; Melandri, 2005; Esposito, 2006; La Terra, 2007.

NECROPOLIS	Buria	LIT SEX	LIT AGE	LIT PERIOD
BAZ	1433			Bernardini, 2001; Gubbio, 2001; Bestetti, 2002; Ridolfi, 2002; Melandri, 2005; Esposito, 2006; La Terra, 2007.
BAZ	1436			Bernardini, 2001; Gubbio, 2001; Bestetti, 2002; Ridolfi, 2002; Melandri, 2005; Esposito, 2006; La Terra, 2007.
BAZ	1437			Bernardini, 2001; Gubbio, 2001; Bestetti, 2002; Ridolfi, 2002; Melandri, 2005; Esposito, 2006; La Terra, 2007.
BAZ	1440			Bernardini, 2001; Gubbio, 2001; Bestetti, 2002; Ridolfi, 2002; Melandri, 2005; Esposito, 2006; La Terra, 2007.
BAZ	1441			Bernardini, 2001; Gubbio, 2001; Bestetti, 2002; Ridolfi, 2002; Melandri, 2005; Esposito, 2006; La Terra, 2007.
BAZ	1453			Bernardini, 2001; Gubbio, 2001; Bestetti, 2002; Ridolfi, 2002; Melandri, 2005; Esposito, 2006; La Terra, 2007.
BAZ	1461			Bernardini, 2001; Gubbio, 2001; Bestetti, 2002; Ridolfi, 2002; Melandri, 2005; Esposito, 2006; La Terra, 2007.
BAZ	1463			Bernardini, 2001; Gubbio, 2001; Bestetti, 2002; Ridolfi, 2002; Melandri, 2005; Esposito, 2006; La Terra, 2007.
BAZ	1466			Bernardini, 2001; Gubbio, 2001; Bestetti, 2002; Ridolfi, 2002; Melandri, 2005; Esposito, 2006; La Terra, 2007.
BAZ	1470			Bernardini, 2001; Gubbio, 2001; Bestetti, 2002; Ridolfi, 2002; Melandri, 2005; Esposito, 2006; La Terra, 2007.
BAZ	1473			Bernardini, 2001; Gubbio, 2001; Bestetti, 2002; Ridolfi, 2002; Melandri, 2005; Esposito, 2006; La Terra, 2007.
BAZ	1477			Bernardini, 2001; Gubbio, 2001; Bestetti, 2002; Ridolfi, 2002; Melandri, 2005; Esposito, 2006; La Terra, 2007.
BAZ	1478			Bernardini, 2001; Gubbio, 2001; Bestetti, 2002; Ridolfi, 2002; Melandri, 2005; Esposito, 2006; La Terra, 2007.
BAZ	1482			Bernardini, 2001; Gubbio, 2001; Bestetti, 2002; Ridolfi, 2002; Melandri, 2005; Esposito, 2006; La Terra, 2007.
BAZ	1495			Bernardini, 2001; Gubbio, 2001; Bestetti, 2002; Ridolfi, 2002; Melandri, 2005; Esposito, 2006; La Terra, 2007.
BAZ	1500			Bernardini, 2001; Gubbio, 2001; Bestetti, 2002; Ridolfi, 2002; Melandri, 2005; Esposito, 2006; La Terra, 2007.
BAZ	1506			Bernardini, 2001; Gubbio, 2001; Bestetti, 2002; Ridolfi, 2002; Melandri, 2005; Esposito, 2006; La Terra, 2007.
BAZ	1608			Bernardini, 2001; Gubbio, 2001; Bestetti, 2002; Ridolfi, 2002; Melandri, 2005; Esposito, 2006; La Terra, 2007.
BAZ	1659			Bernardini, 2001; Gubbio, 2001; Bestetti, 2002; Ridolfi, 2002; Melandri, 2005; Esposito, 2006; La Terra, 2007.
BAZ	1660			Bernardini, 2001; Gubbio, 2001; Bestetti, 2002; Ridolfi, 2002; Melandri, 2005; Esposito, 2006; La Terra, 2007.
BAZ	1140B			Bernardini, 2001; Gubbio, 2001; Bestetti, 2002; Ridolfi, 2002; Melandri, 2005; Esposito, 2006; La Terra, 2007.

NECROPOLIS	Burial	LIT SEX	LIT AGE	LIT PERIOD
BAZ	770			Bernardini, 2001; Gubbio, 2001; Bestetti, 2002; Ridolfi, 2002; Melandri, 2005; Esposito, 2006; La Terra, 2007.
BAZ	777			Bernardini, 2001; Gubbio, 2001; Bestetti, 2002; Ridolfi, 2002; Melandri, 2005; Esposito, 2006; La Terra, 2007.
BAZ	784			Bernardini, 2001; Gubbio, 2001; Bestetti, 2002; Ridolfi, 2002; Melandri, 2005; Esposito, 2006; La Terra, 2007.
BAZ	800			Bernardini, 2001; Gubbio, 2001; Bestetti, 2002; Ridolfi, 2002; Melandri, 2005; Esposito, 2006; La Terra, 2007.
BAZ	807			Bernardini, 2001; Gubbio, 2001; Bestetti, 2002; Ridolfi, 2002; Melandri, 2005; Esposito, 2006; La Terra, 2007.
BAZ	820			Bernardini, 2001; Gubbio, 2001; Bestetti, 2002; Ridolfi, 2002; Melandri, 2005; Esposito, 2006; La Terra, 2007.
BAZ	914			Bernardini, 2001; Gubbio, 2001; Bestetti, 2002; Ridolfi, 2002; Melandri, 2005; Esposito, 2006; La Terra, 2007.
BAZ	915			Bernardini, 2001; Gubbio, 2001; Bestetti, 2002; Ridolfi, 2002; Melandri, 2005; Esposito, 2006; La Terra, 2007.
BAZ	962			Bernardini, 2001; Gubbio, 2001; Bestetti, 2002; Ridolfi, 2002; Melandri, 2005; Esposito, 2006; La Terra, 2007.
BAZ	965			Bernardini, 2001; Gubbio, 2001; Bestetti, 2002; Ridolfi, 2002; Melandri, 2005; Esposito, 2006; La Terra, 2007.
BAZ	1033			Bernardini, 2001; Gubbio, 2001; Bestetti, 2002; Ridolfi, 2002; Melandri, 2005; Esposito, 2006; La Terra, 2007.
BAZ	1121			Bernardini, 2001; Gubbio, 2001; Bestetti, 2002; Ridolfi, 2002; Melandri, 2005; Esposito, 2006; La Terra, 2007.
BAZ	1128			Bernardini, 2001; Gubbio, 2001; Bestetti, 2002; Ridolfi, 2002; Melandri, 2005; Esposito, 2006; La Terra, 2007.
BAZ	1166			Bernardini, 2001; Gubbio, 2001; Bestetti, 2002; Ridolfi, 2002; Melandri, 2005; Esposito, 2006; La Terra, 2007.
BAZ	1167			Bernardini, 2001; Gubbio, 2001; Bestetti, 2002; Ridolfi, 2002; Melandri, 2005; Esposito, 2006; La Terra, 2007.
BAZ	1261			Bernardini, 2001; Gubbio, 2001; Bestetti, 2002; Ridolfi, 2002; Melandri, 2005; Esposito, 2006; La Terra, 2007.
BAZ	1319			Bernardini, 2001; Gubbio, 2001; Bestetti, 2002; Ridolfi, 2002; Melandri, 2005; Esposito, 2006; La Terra, 2007.
BAZ	1341			Bernardini, 2001; Gubbio, 2001; Bestetti, 2002; Ridolfi, 2002; Melandri, 2005; Esposito, 2006; La Terra, 2007.
BAZ	1357			Bernardini, 2001; Gubbio, 2001; Bestetti, 2002; Ridolfi, 2002; Melandri, 2005; Esposito, 2006; La Terra, 2007.
BAZ	1410			Bernardini, 2001; Gubbio, 2001; Bestetti, 2002; Ridolfi, 2002; Melandri, 2005; Esposito, 2006; La Terra, 2007.
BAZ	1427			Bernardini, 2001; Gubbio, 2001; Bestetti, 2002; Ridolfi, 2002; Melandri, 2005; Esposito, 2006; La Terra, 2007.

NECROPOLIS	Burial	LIT SEX	LIT AGE	LIT PERIOD
BAZ	1431			Bernardini, 2001; Gubbio, 2001; Bestetti, 2002; Ridolfi, 2002; Melandri, 2005; Esposito, 2006; La Terra, 2007.
BAZ	1443			Bernardini, 2001; Gubbio, 2001; Bestetti, 2002; Ridolfi, 2002; Melandri, 2005; Esposito, 2006; La Terra, 2007.
BAZ	1456			Bernardini, 2001; Gubbio, 2001; Bestetti, 2002; Ridolfi, 2002; Melandri, 2005; Esposito, 2006; La Terra, 2007.
BAZ	1467			Bernardini, 2001; Gubbio, 2001; Bestetti, 2002; Ridolfi, 2002; Melandri, 2005; Esposito, 2006; La Terra, 2007.
BAZ	1474			Bernardini, 2001; Gubbio, 2001; Bestetti, 2002; Ridolfi, 2002; Melandri, 2005; Esposito, 2006; La Terra, 2007.
BAZ	1475			Bernardini, 2001; Gubbio, 2001; Bestetti, 2002; Ridolfi, 2002; Melandri, 2005; Esposito, 2006; La Terra, 2007.
BAZ	1479			Bernardini, 2001; Gubbio, 2001; Bestetti, 2002; Ridolfi, 2002; Melandri, 2005; Esposito, 2006; La Terra, 2007.
BAZ	1483			Bernardini, 2001; Gubbio, 2001; Bestetti, 2002; Ridolfi, 2002; Melandri, 2005; Esposito, 2006; La Terra, 2007.
BAZ	1488			Bernardini, 2001; Gubbio, 2001; Bestetti, 2002; Ridolfi, 2002; Melandri, 2005; Esposito, 2006; La Terra, 2007.
BAZ	1647			Bernardini, 2001; Gubbio, 2001; Bestetti, 2002; Ridolfi, 2002; Melandri, 2005; Esposito, 2006; La Terra, 2007.
BAZ	1650			Bernardini, 2001; Gubbio, 2001; Bestetti, 2002; Ridolfi, 2002; Melandri, 2005; Esposito, 2006; La Terra, 2007.
BAZ	1657			Bernardini, 2001; Gubbio, 2001; Bestetti, 2002; Ridolfi, 2002; Melandri, 2005; Esposito, 2006; La Terra, 2007.
BAZ	1662			Bernardini, 2001; Gubbio, 2001; Bestetti, 2002; Ridolfi, 2002; Melandri, 2005; Esposito, 2006; La Terra, 2007.
BAZ	396b	Bestetti, 2002.	Bestetti, 2002.	Bernardini, 2001; Gubbio, 2001; Bestetti, 2002; Ridolfi, 2002; Melandri, 2005; Esposito, 2006; La Terra, 2007.
CAPE	171			Burial recording sheet
CAPE	257			Burial recording sheet
CAPE	141		Burial recording forms.	Burial recording sheet
CAPE	108		Burial recording forms.	Documentation is missing.
CAPE	199			Documentation is missing.
CAPE	202			Documentation is missing.
CAPE	227			Documentation is missing.
CAPE	248			Documentation is missing.

NECROPOLIS	Burial	LIT SEX	LIT AGE	LIT PERIOD
CAPE	131		Burial recording forms.	Burial recording sheet
CAPE	143		Burial recording forms.	Burial recording sheet
CAPE	151		Burial recording forms.	Burial recording sheet
CAPE	168		Burial recording forms.	Burial recording sheet
CAPE	175		Burial recording forms.	Burial recording sheet (information on grave goods missing. Chamber burial? Says "dromos not excavated")
CAPE	180		Burial recording forms.	Burial recording sheet
CAPE	216		Burial recording forms.	Burial recording sheet
CAPE	144			Burial recording sheet
CAPE	146			Burial recording sheet
CAPE	172		Burial recording forms.	Burial recording sheet
CAPE	188		Burial recording forms.	Burial recording sheet
CAPE	190			Burial recording sheet
CB	3			Burial recording sheet
CB	77			Burial recording sheet
CB	57B			Burial recording sheet
CB	118			Burial recording sheet
CB	10			Burial recording sheet
CB	33			Burial recording sheet
CB	34			Burial recording sheet
CB	38			Burial recording sheet
CB	42			Burial recording sheet
CB	44			Burial recording sheet
CB	47			Burial recording sheet
CB	71			Burial recording sheet
CB	75			Burial recording sheet

NECROPOLIS	Burial	LIT SEX	LIT AGE	LIT PERIOD
CB	82			Burial recording sheet
CB	91			Burial recording sheet
CB	94			Burial recording sheet
CB	110			Burial recording sheet
CB	115			Burial recording sheet
CB	2			Burial recording sheet
CB	27			Burial recording sheet
CB	35			Burial recording sheet
CB	39			Burial recording sheet
CB	59			Burial recording sheet
CB	88			Burial recording sheet
CB	98			Burial recording sheet
CB	103			Burial recording sheet
CB	105			Burial recording sheet
CB	126			Burial recording sheet
CB	132			Burial recording sheet
CB	140			Burial recording sheet
CB	143			Burial recording sheet
CB	164			Burial recording sheet
CB	172			Burial recording sheet
CB	173			Burial recording sheet
CB	57A			Burial recording sheet
CB	123			Burial recording sheet
CB	54A			Burial recording sheet
CB	162			Burial recording sheet
CB	171			Burial recording sheet

NECROPOLIS	Burial	LIT SEX	LIT AGE	LIT PERIOD
CB	181			Burial recording sheet
CB	193			Burial recording sheet
CB	84			Burial recording sheet
CB	76			Burial recording sheet
CB	32			Burial recording sheet
CB	62			Burial recording sheet
CB	54B			Burial recording sheet
CB	11			Burial recording sheet
CB	50			Burial recording sheet
CB	67			Burial recording sheet
CB	12			Burial recording sheet
CB	111			Burial recording sheet
CINTU	TR56_T10			Burial recording sheet
CINTU	TR56_T3			Burial recording sheet
CINTU	TR56_T1			Burial recording sheet
CINTU	TR56_T8			Burial recording sheet
CINTU	17ROM			Burial recording sheet
CINTU	254			Burial recording sheet
CINTU	279			Burial recording sheet
CINTU	284			Burial recording sheet
CINTU	290			Burial recording sheet
CINTU	199			Burial recording sheet
CINTU	5			Burial recording sheet
CINTU	14			Burial recording sheet
CINTU	17			Burial recording sheet
CINTU	18			Burial recording sheet

NECROPOLIS	Burial	LIT SEX	LIT AGE	LIT PERIOD
CINTU	19			Burial recording sheet
CINTU	23			Burial recording sheet
CINTU	26			Burial recording sheet
CINTU	27			Burial recording sheet
CINTU	34			Burial recording sheet
CINTU	53			Burial recording sheet
CINTU	56			Burial recording sheet
CINTU	74			Burial recording sheet
CINTU	76			Burial recording sheet
CINTU	80			Burial recording sheet
CINTU	97			Burial recording sheet
CINTU	105			Burial recording sheet
CINTU	106			Burial recording sheet
CINTU	108			Burial recording sheet
CINTU	115			Burial recording sheet
CINTU	119			Burial recording sheet
CINTU	125			Burial recording sheet
CINTU	131			Burial recording sheet
CINTU	135			Burial recording sheet
CINTU	136			Burial recording sheet
CINTU	137			Burial recording sheet
CINTU	142			Burial recording sheet
CINTU	143			Burial recording sheet
CINTU	156			Burial recording sheet
CINTU	160			Burial recording sheet

NECROPOLIS	Burial	LIT SEX	LIT AGE	LIT PERIOD
CINTU	180		Third molar erupted, epiphyseal fusions still visible.	Burial recording sheet
CINTU	184			Burial recording sheet
CINTU	191			Burial recording sheet
CINTU	193			Burial recording sheet
CINTU	195			Burial recording sheet
CINTU	203			Burial recording sheet
CINTU	205			Burial recording sheet
CINTU	210			Burial recording sheet
CINTU	212			Burial recording sheet
CINTU	217			Burial recording sheet
CINTU	224			Burial recording sheet
CINTU	238			Burial recording sheet
CINTU	242			Burial recording sheet
CINTU	257			Burial recording sheet
CINTU	293			Burial recording sheet
CINTU	298			Burial recording sheet
CINTU	300			Burial recording sheet
CINTU	319			Burial recording sheet
CINTU	321			Burial recording sheet
CINTU	325			Burial recording sheet
CINTU	ANAS_2			Burial recording sheet
CINTU	198			Burial recording sheet
CINTU	9			Burial recording sheet
CINTU	46			Burial recording sheet
CINTU	100			Burial recording sheet

NECROPOLIS	Burial	LIT SEX	LIT AGE	LIT PERIOD
CINTU	110			Burial recording sheet
CINTU	128			Burial recording sheet
CINTU	130			Burial recording sheet
CINTU	133			Burial recording sheet
CINTU	148			Burial recording sheet
CINTU	157			Burial recording sheet
CINTU	167			Burial recording sheet
CINTU	173			Burial recording sheet
CINTU	177			Burial recording sheet
CINTU	178			Burial recording sheet
CINTU	192			Burial recording sheet
CINTU	201			Burial recording sheet
CINTU	207			Burial recording sheet
CINTU	209			Burial recording sheet
CINTU	211			Burial recording sheet
CINTU	214			Burial recording sheet
CINTU	215			Burial recording sheet
CINTU	255			Burial recording sheet
CINTU	296			Burial recording sheet
CINTU	297			Burial recording sheet
CINTU	301			Burial recording sheet
CINTU	302			Burial recording sheet
CINTU	303			Burial recording sheet
CINTU	322			Burial recording sheet
CINTU	ANAS_1			Burial recording sheet
CINTU	SS17_T10			Documentation is missing.

NECROPOLIS	Burial	LIT SEX	LIT AGE	LIT PERIOD
CINTU	UNC 1			Documentation is missing.
CINTU	UNC 2			Documentation is missing.
CINTU	249b			Documentation is missing.
CINTU	SS17_T11			Documentation is missing.
CINTU	SS17_T12			Documentation is missing.
CINTU	SS17_T13			Documentation is missing.
CINTU	SS17_T13a			Documentation is missing.
CINTU	SS17_T9			Documentation is missing.
CINTU	36			Burial recording sheet
CINTU	50			Burial recording sheet
CINTU	70			Burial recording sheet
CINTU	75			Burial recording sheet
CINTU	78			Burial recording sheet
CINTU	83			Burial recording sheet
CINTU	89			Burial recording sheet
CINTU	96			Burial recording sheet
CINTU	98			Burial recording sheet
CINTU	170			Burial recording sheet
CINTU	175			Burial recording sheet
CINTU	183			Burial recording sheet
CINTU	188			Burial recording sheet
CINTU	231			Burial recording sheet
CINTU	241			Burial recording sheet
CINTU	248			Burial recording sheet
CINTU	249			Burial recording sheet
CINTU	274			Burial recording sheet

NECROPOLIS	Burial	LIT SEX	LIT AGE	LIT PERIOD
CINTU	277			Burial recording sheet
CINTU	292			Burial recording sheet
CINTU	309			Burial recording sheet
CINTU	313			Burial recording sheet
CINTU	60			Burial recording sheet
CINTU	67			Burial recording sheet
CINTU	68			Burial recording sheet
CINTU	79			Burial recording sheet
CINTU	81			Burial recording sheet
CINTU	122			Burial recording sheet
CINTU	138			Burial recording sheet
CINTU	141			Burial recording sheet
CINTU	204			Burial recording sheet
CINTU	223			Burial recording sheet
CINTU	233			Burial recording sheet
CINTU	265			Burial recording sheet
CINTU	267			Burial recording sheet
CINTU	273			Burial recording sheet
CINTU	276			Burial recording sheet
CINTU	306			Burial recording sheet
CINTU	312			Burial recording sheet
CINTU	316			Burial recording sheet
CR	3			Napolitano, 2012.
CR	5			Napolitano, 2012.
CR	15			Napolitano, 2012.
CR	21			Napolitano, 2012.

NECROPOLIS	Burial	LIT SEX	LIT AGE	LIT PERIOD
CR	23			Napolitano, 2012.
CR	1			Napolitano, 2012.
CR	2			Napolitano, 2012.
CR	9			Napolitano, 2012.
CR	11			Napolitano, 2012.
CR	13			Napolitano, 2012.
CR	19			Napolitano, 2012.
CR	24			Napolitano, 2012.
FOS	117	Cosentino et al., 2001; D'Ercole and Benelli, 2004.	Cosentino et al., 2001; D'Ercole and Benelli, 2004.	Cosentino et al., 2001; D'Ercole and Benelli, 2004.
FOS	134	Cosentino et al., 2001; D'Ercole and Benelli, 2004.	Cosentino et al., 2001; D'Ercole and Benelli, 2004.	Cosentino et al., 2001; D'Ercole and Benelli, 2004.
FOS	186	Cosentino et al., 2001; D'Ercole and Benelli, 2004.	Cosentino et al., 2001; D'Ercole and Benelli, 2004.	Cosentino et al., 2001; D'Ercole and Benelli, 2004.
FOS	207	Cosentino et al., 2001; D'Ercole and Benelli, 2004.	Cosentino et al., 2001; D'Ercole and Benelli, 2004.	Cosentino et al., 2001; D'Ercole and Benelli, 2004.
FOS	246	Cosentino et al., 2001; D'Ercole and Benelli, 2004.	Cosentino et al., 2001; D'Ercole and Benelli, 2004.	Cosentino et al., 2001; D'Ercole and Benelli, 2004.
FOS	275	Cosentino et al., 2001; D'Ercole and Benelli, 2004.	Cosentino et al., 2001; D'Ercole and Benelli, 2004.	Cosentino et al., 2001; D'Ercole and Benelli, 2004.
FOS	484	Cosentino et al., 2001; D'Ercole and Benelli, 2004.	Cosentino et al., 2001; D'Ercole and Benelli, 2004.	Cosentino et al., 2001; D'Ercole and Benelli, 2004.
FOS	405A	Cosentino et al., 2001; D'Ercole and Benelli, 2004.		Cosentino et al., 2001; D'Ercole and Benelli, 2004.
FOS	157	Cosentino et al., 2001; D'Ercole and Benelli, 2004.	Cosentino et al., 2001; D'Ercole and Benelli, 2004.	Cosentino et al., 2001; D'Ercole and Benelli, 2004.
FOS	163	Cosentino et al., 2001; D'Ercole and Benelli, 2004.	Cosentino et al., 2001; D'Ercole and Benelli, 2004.	Cosentino et al., 2001; D'Ercole and Benelli, 2004.
FOS	184	Cosentino et al., 2001; D'Ercole and Benelli, 2004.	Cosentino et al., 2001; D'Ercole and Benelli, 2004.	Cosentino et al., 2001; D'Ercole and Benelli, 2004.
FOS	197	Cosentino et al., 2001; D'Ercole and Benelli, 2004.		Cosentino et al., 2001; D'Ercole and Benelli, 2004.
FOS	215	Cosentino et al., 2001; D'Ercole and Benelli, 2004.	Cosentino et al., 2001; D'Ercole and Benelli, 2004.	Cosentino et al., 2001; D'Ercole and Benelli, 2004.
FOS	222	Cosentino et al., 2001; D'Ercole and Benelli, 2004.		Cosentino et al., 2001; D'Ercole and Benelli, 2004.

NECROPOLIS	Burial	LIT SEX	LIT AGE	LIT PERIOD
FOS	182			Burial recording sheet
FOS	323			Burial recording sheet
FOS	76	D'Ercole V and Copersino MR, 2003.	D'Ercole V and Copersino MR, 2003.	D'Ercole V and Copersino MR, 2003.
FOS	124C	D'Ercole V and Copersino MR, 2003.	D'Ercole V and Copersino MR, 2003.	D'Ercole V and Copersino MR, 2003.
FOS	110	D'Ercole V and Copersino MR, 2003.	D'Ercole V and Copersino MR, 2003.	D'Ercole V and Copersino MR, 2003.
FOS	140	D'Ercole V and Copersino MR, 2003.	D'Ercole V and Copersino MR, 2003.	D'Ercole V and Copersino MR, 2003.
FOS	201	D'Ercole V and Copersino MR, 2003.	D'Ercole V and Copersino MR, 2003.	D'Ercole V and Copersino MR, 2003.
FOS	213	D'Ercole V and Copersino MR, 2003.	D'Ercole V and Copersino MR, 2003.	D'Ercole V and Copersino MR, 2003.
FOS	235	D'Ercole V and Copersino MR, 2003.	D'Ercole V and Copersino MR, 2003.	D'Ercole V and Copersino MR, 2003.
FOS	328	D'Ercole V and Copersino MR, 2003.	D'Ercole V and Copersino MR, 2003.	D'Ercole V and Copersino MR, 2003.
FOS	333	D'Ercole V and Copersino MR, 2003.	D'Ercole V and Copersino MR, 2003.	D'Ercole V and Copersino MR, 2003.
FOS	370	D'Ercole V and Copersino MR, 2003.	D'Ercole V and Copersino MR, 2003.	D'Ercole V and Copersino MR, 2003.
FOS	401	D'Ercole V and Copersino MR, 2003.	D'Ercole V and Copersino MR, 2003.	D'Ercole V and Copersino MR, 2003.
FOS	402	D'Ercole V and Copersino MR, 2003.	D'Ercole V and Copersino MR, 2003.	D'Ercole V and Copersino MR, 2003.
FOS	407	D'Ercole V and Copersino MR, 2003.	D'Ercole V and Copersino MR, 2003.	D'Ercole V and Copersino MR, 2003.
FOS	418	D'Ercole V and Copersino MR, 2003.	D'Ercole V and Copersino MR, 2003.	D'Ercole V and Copersino MR, 2003.
FOS	432	D'Ercole V and Copersino MR, 2003.	D'Ercole V and Copersino MR, 2003.	D'Ercole V and Copersino MR, 2003.
FOS	447	D'Ercole V and Copersino MR, 2003.	D'Ercole V and Copersino MR, 2003.	D'Ercole V and Copersino MR, 2003.
FOS	469	D'Ercole V and Copersino MR, 2003.		D'Ercole V and Copersino MR, 2003.
FOS	488	D'Ercole V and Copersino MR, 2003.	D'Ercole V and Copersino MR, 2003.	D'Ercole V and Copersino MR, 2003.
FOS	491	D'Ercole V and Copersino MR, 2003.	D'Ercole V and Copersino MR, 2003.	D'Ercole V and Copersino MR, 2003.

NECROPOLIS	Burial	LIT SEX	LIT AGE	LIT PERIOD
FOS	503	D'Ercole V and Copersino MR, 2003.	D'Ercole V and Copersino MR, 2003.	D'Ercole V and Copersino MR, 2003.
FOS	504	D'Ercole V and Copersino MR, 2003.	D'Ercole V and Copersino MR, 2003.	D'Ercole V and Copersino MR, 2003.
FOS	505	D'Ercole V and Copersino MR, 2003.	D'Ercole V and Copersino MR, 2003.	D'Ercole V and Copersino MR, 2003.
FOS	516		Burial recording forms.	D'Ercole V and Copersino MR, 2003.
FOS	518	D'Ercole V and Copersino MR, 2003.		D'Ercole V and Copersino MR, 2003.
FOS	520	D'Ercole V and Copersino MR, 2003.	D'Ercole V and Copersino MR, 2003.	D'Ercole V and Copersino MR, 2003.
FOS	542	D'Ercole V and Copersino MR, 2003.	D'Ercole V and Copersino MR, 2003.	D'Ercole V and Copersino MR, 2003.
FOS	124E	D'Ercole V and Copersino MR, 2003.	D'Ercole V and Copersino MR, 2003.	D'Ercole V and Copersino MR, 2003.
FOS	2A	D'Ercole V and Copersino MR, 2003.	D'Ercole V and Copersino MR, 2003.	D'Ercole V and Copersino MR, 2003.
FOS	330C	D'Ercole V and Copersino MR, 2003.	D'Ercole V and Copersino MR, 2003.	D'Ercole V and Copersino MR, 2003.
FOS	330D	D'Ercole V and Copersino MR, 2003.	D'Ercole V and Copersino MR, 2003.	D'Ercole V and Copersino MR, 2003.
FOS	330E	D'Ercole V and Copersino MR, 2003.	D'Ercole V and Copersino MR, 2003.	D'Ercole V and Copersino MR, 2003.
FOS	430A	D'Ercole V and Copersino MR, 2003.	D'Ercole V and Copersino MR, 2003.	D'Ercole V and Copersino MR, 2003.
FOS	430D	D'Ercole V and Copersino MR, 2003.		D'Ercole V and Copersino MR, 2003.
FOS	516ridA			D'Ercole V and Copersino MR, 2003.
FOS	63B	D'Ercole V and Copersino MR, 2003.	D'Ercole V and Copersino MR, 2003.	D'Ercole V and Copersino MR, 2003.
FOS	516ridB			D'Ercole V and Copersino MR, 2003.
FOS	85	D'Ercole V and Copersino MR, 2003.	D'Ercole V and Copersino MR, 2003.	D'Ercole V and Copersino MR, 2003.
FOS	122	D'Ercole V and Copersino MR, 2003.	D'Ercole V and Copersino MR, 2003.	D'Ercole V and Copersino MR, 2003.
FOS	204	D'Ercole V and Copersino MR, 2003.	D'Ercole V and Copersino MR, 2003.	D'Ercole V and Copersino MR, 2003.
FOS	220	D'Ercole V and Copersino MR, 2003.	D'Ercole V and Copersino MR, 2003.	D'Ercole V and Copersino MR, 2003.

NECROPOLIS	Burial	LIT SEX	LIT AGE	LIT PERIOD
FOS	63C	D'Ercole V and Copersino MR, 2003.		D'Ercole V and Copersino MR, 2003.
NAV	8			Burial recording sheet
NAV	1B			Burial recording sheet
NAV	4			Burial recording sheet
PELT	134			Burial recording sheet
PELT	111			Burial recording sheet
PELT	112			Burial recording sheet
PELT	114			Burial recording sheet
PELT	133			Burial recording sheet
PELT	113			Burial recording sheet
PELT	130			Burial recording sheet
PELT	132			Burial recording sheet
POG	11			Burial recording sheet
POG	12			Burial recording sheet
POG	13			Burial recording sheet
POG	15			Burial recording sheet
POG	25			Burial recording sheet
POG	29			Burial recording sheet
POG	36			Burial recording sheet
POG	37			"Cappuccina" burial.
POG	41			Burial recording sheet
POG	44			Burial recording sheet
POG	54			Burial recording sheet
POG	51-55			Burial recording sheet
POG	56			Documentation is missing.

NECROPOLIS	Burial	LIT SEX	LIT AGE	LIT PERIOD
POG	61			Documentation is missing.
POG	85			Documentation is missing.
POG	87			Documentation is missing.
POG	89			Documentation is missing.
POG	90			Documentation is missing.
POG	91			Documentation is missing.
POG	94			Documentation is missing.
POG	95			Documentation is missing.
POG	97			Documentation is missing.
POG	99			Documentation is missing.
POG	101			Documentation is missing.
POG	102			Documentation is missing.
POG	107			Documentation is missing.
POG	110			Documentation is missing.
POG	115-145			Documentation is missing.
POG	117			Documentation is missing.
POG	121			Documentation is missing.
POG	122			Documentation is missing.
POG	123			Documentation is missing.
POG	125			Documentation is missing.
POG	126			Documentation is missing.
POG	131			Documentation is missing.
POG	133			Documentation is missing.
POG	139			Documentation is missing.
POG	141			Documentation is missing.
POG	152			Documentation is missing.

NECROPOLIS	Burial	LIT SEX	LIT AGE	LIT PERIOD
POG	153			Documentation is missing.
POG	159			Documentation is missing.
POG	182			Documentation is missing.
POG	184			Documentation is missing.
POG	186			Documentation is missing.
POG	204			Documentation is missing.
POG	207			Documentation is missing.
POG	208			Documentation is missing.
POG	209			Documentation is missing.
POG	213			Documentation is missing.
POG	219			Documentation is missing.
POG	221			Documentation is missing.

Appendix 13 – Notes on my sex determination for the burials analyzed in this study.

Abbreviations as in the title page of Appendices 11 and 12:

Necropolis	Burial	SEX MY DET	NOTES on my sex determination	Other Notes
BAR	30	F?	Sciatic notch wide. Pubis and cranium too fragmented. Very robust.	
BAR	32	M?	Sciatic notch wide. Male pubis.	
BAR	49	IND	Cranium too fragmented and pelvis absent.	
BAR	68	M?	Only a small fragment of sciatic notch.	
BAR	97	M?	Mandible only.	
BAR	115	M?	Only a small fragment of sciatic notch.	
BAR	121	M?	Mixed pelvic morphology. Robust cranium.	
BAR	84(bis)	IND	No diagnostic parts.	Two paired humeri erroneously put in the #84 crate (#84 is an infant); They belong to the skeletal series but it is impossible to trace back to the individual.
BAR	34	F?	Sciatic notch with ample sub-auricular enthesopathy mimics a male sciatic notch.	
BAR	43	F?	Sciatic notch similar to a f-i-f in Bruzek, 2002	
BAR	96	F?	Only a small fragment of sciatic notch.	
BAR	100	F?	Mixed pelvic morphology. Gracile cranium.	
BAR	110	F?	Mixed pelvic morphology. Gracile cranium.	
BAZ	649			Orientalizing-Archaic according to Bestetti 2002, but probably V SEC
BAZ	1379	M		V century bowl? (Ciotola carenata)
BAZ	387			Orientalizing-Archaic according to Bestetti 2002, but V SEC according to Weidig 2010
BAZ	824	M		Filling of the grave is O-A, probably V SEC
BAZ	839	M?	Fragmented pelvis and cranium.	
BAZ	850	M?	Robusticity only.	
BAZ	863	M		V century bowl, "ciotola carenata" (Weidig, 2010)
BAZ	928	M		Possibly disturbed
BAZ	952	F?	Mandible only.	
BAZ	983	IND	No diagnostic parts.	
BAZ	1028	M?	Fragmented pelvis and cranium.	
BAZ	1040	M		V century bowl, "ciotola carenata" like T863 (Weidig, 2010)
BAZ	1042	M		V century bowl, "ciotola carenata" like T863 (Weidig, 2010)
BAZ	1134	IND	No diagnostic parts.	
BAZ	1214	M?	Fragmented pelvis.	
BAZ	1226	M?	Cranium only.	
BAZ	1347	M?	Fragmented pelvis.	
BAZ	1360	M?	Mandible and robusticity.	
BAZ	1418	M?	Fragmented pelvis and cranium.	

Necropolis	Burial	SEX MY DET	NOTES on my sex determination	Other Notes
BAZ	884	IND	No diagnostic parts.	V century bowl, "ciotola carenata" (Weidig, 2010)
BAZ	1201	IND	No diagnostic parts.	
BAZ	969	F?	Mandible and gracility.	
BAZ	1590	F?	Fragmented cranium.	
BAZ	817	F	Fragmented pelvis and cranium.	
BAZ	997	F?	Fragmented pelvis and cranium.	
BAZ	1228	F?	Fragmented cranium.	
BAZ	626A	M?	Robusticity only.	Disturbed grave. Not included in status analysis.
BAZ	625BIS	M		Disturbed grave. Not included in status analysis.
BAZ	1325	M		Presence of pitcher and "impasto" <i>poculum</i> . Filling is O-A (Weidig, pers. Comm.).
BAZ	1382	M		From the map it looks stratigraphically below grave 1381, which is O-A.
BAZ	1223	M?	Cranium only.	
BAZ	1273	M?	Cranium only.	
BAZ	536	IND	No diagnostic parts.	
BAZ	565	M		Same pit as 575. The bronze razor of grave 575 probably belongs to this grave (Weidig, 2010).
BAZ	692	M?	Mandible only.	
BAZ	735	M		Very minute dimensions. Not Achondroplasia.
BAZ	740	F?	Fragmented pelvis. Mixed morphology. Robust.	
BAZ	842	F?	Fragmented pelvis. Mixed morphology. Robust.	
BAZ	870	M?	Fragmented pelvis.	
BAZ	890	M?	Robusticity only.	
BAZ	897	F	Fragmented pelvis. Wide sciatic notch but robust and gonial angle M.	Has axe.
BAZ	899	M	Fragmented pelvis and cranium.	
BAZ	912	F?	Mandible only. Robust.	
BAZ	1014	F?	Fragmented pelvis. Mixed morphology.	
BAZ	1112	M?	Fragmented pelvis.	
BAZ	1145	M?	Fragmented pelvis and cranium.	
BAZ	1174	M		Same spear point as 1176 (H4, Weidig, 2010)
BAZ	1204	F?	Fragmented pelvis and cranium.	
BAZ	1547	M?	Fragmented pelvis and cranium.	
BAZ	575	F?	Sciatic notch and preauricular sulcus definitely F. Cranial traits very robust.	Same pit as 565. The bronze razor belongs to 565, which would be consistent with a female burial (Weidig, 2010).
BAZ	1518	F?	Gracility only.	
BAZ	1589	F?	Fragmented cranium.	

Necropolis	Burial	SEX MY DET	NOTES on my sex determination	Other Notes
BAZ	1602	F?	Fragmented pelvis.	
BAZ	1006	F?	Fragmented cranium.	
BAZ	1233	F?	Fragmented pelvis.	
BAZ	1276	F?	Fragmented pelvis.	
BAZ	734	F?	Fragmented pelvis.	
BAZ	614	M		Disturbed grave. Not included in status analysis.
BAZ	679	M?	Robusticity only.	Disturbed grave. Not included in status analysis.
BAZ	687	F?	Fragmented pelvis.	Disturbed grave. Not included in status analysis.
BAZ	1250	F		Disturbed grave. Not included in status analysis.
BAZ	858	M?	Mandible only.	
BAZ	968	M?	Mandible and robusticity.	
BAZ	1169	M?	Robusticity only.	
BAZ	1378	M?	Robusticity only.	
BAZ	1385	M?	Fragmented pelvis and cranium.	
BAZ	473			Osteomyelitis right tibia with sequestrum.
BAZ	566	M?	Robusticity only.	
BAZ	900	M?	Fragmented pelvis.	
BAZ	901	F?	Fragmented pelvis. Mixed morphology.	
BAZ	1140	M	Cranial and mandibular traits only	
BAZ	1157	M?	Fragmented pelvis and cranium.	
BAZ	1243	M?	Robusticity only.	
BAZ	1367	F?	Fragmented pelvis. Mixed morphology.	
BAZ	1400	F?	Fragmented pelvis. Mixed morphology.	
BAZ	1419	M?	Fragmented pelvis and cranium.	
BAZ	1433	M		Healed blade injury on the right os coxa.
BAZ	1140B	IND	No diagnostic parts.	
BAZ	940	IND	No diagnostic parts.	
BAZ	1208	IND	No diagnostic parts.	
BAZ	828	F?	Gracility only.	
BAZ	944	F?	Mandible and gracility.	
BAZ	1009	F?	Gracility only.	
BAZ	1444	F?	Gracility only.	
BAZ	1121	F?	Cranium and gracility.	
BAZ	1261	F?	Fragmented pelvis. Mixed morphology.	
BAZ	1483	F?	Fragmented pelvis and cranium.	

Necropolis	Burial	SEX MY DET	NOTES on my sex determination	Other Notes
BAZ	1657	IND	No diagnostic parts.	
CAPE	199	M?	No pelvis, cranial and mandibular traits only.	
CAPE	172	F		Healed fracture of left humeral neck.
CB	3	M?	Fragmentary pelvis.	
CB	77	M?	Fragmentary pelvis.	
CB	57B	F?	Fragmentary pelvis.	
CB	118	M?	Fragmentary pelvis.	
CB	34	M?	Fragmentary pelvis.	
CB	71	M?	Fragmentary pelvis.	
CB	75	M?	Fragmentary pelvis.	
CB	27	F?	Fragmentary pelvis.	
CB	35	F?	Fragmentary pelvis.	
CB	39	F	Cranial and mandibular traits only	
CB	88	F?	Fragmentary pelvis.	
CB	126	M?	Male pelvis and very gracile skull.	
CB	132	F?	Pelvis with mixed morphology.	
CB	143	M?	No pelvis, cranial and mandibular traits only.	
CB	123	F?	Wide sciatic notch but robust.	
CB	54A	F?	Fragmentary pelvis.	
CB	76	M?	No pelvis, cranial and mandibular traits only.	
CB	62	M?	No diagnostic parts. Very robust.	
CB	11	F?	No pelvis, cranial and mandibular traits only.	
CB	50	F?	No pelvis, cranial and mandibular traits only.	
CB	67	F?	No pelvis, cranial and mandibular traits only.	
CINTU	284	M?	Cranial and mandibular traits only	
CINTU	290	M?	Fragmentary pelvis.	
CINTU	18	M?	No pelvis, cranial and mandibular traits only.	
CINTU	23	M?	No pelvis, cranial and mandibular traits only.	
CINTU	26	M?	Very fragmentary sciatic notch. Cranial traits M.	
CINTU	74	IND	No diagnostic parts.	
CINTU	106	F?	Mixed pelvic morphology. Sciatic notch m-m-f Bruzek, 2002.	
CINTU	108	M?	No pelvis, cranial and mandibular traits only.	
CINTU	125	IND	No diagnostic parts.	
CINTU	135	IND	No diagnostic parts.	

Necropolis	Burial	SEX MY DET	NOTES on my sex determination	Other Notes
CINTU	137	IND	No diagnostic parts.	
CINTU	217	M?	No pelvis, cranial and mandibular traits only.	
CINTU	224	M?	Very fragmentary sciatic notch	
CINTU	238	M?	Very fragmentary sciatic notch	
CINTU	242	M?	No pelvis, cranial and mandibular traits only.	
CINTU	300	M?	Very fragmentary sciatic notch	
CINTU	198	M?	Very fragmentary sciatic notch with mixed morphology.	
CINTU	100	F?	Mixed pelvic morphology. Cranial traits F.	
CINTU	130	F?	Fragmentary pelvis.	
CINTU	133	F?	Fragmentary pelvis.	
CINTU	297	F?	Fragmentary pelvis.	
CINTU	322	M?	Very fragmentary sciatic notch	
CINTU	SS17_T11	F?	Fragmentary pelvis.	
CINTU	50	M?	Fragmentary pelvis.	
CINTU	175	F?	Very fragmentary sciatic notch	
CINTU	248	M?	Very fragmentary sciatic notch	
CINTU	274	M?	Fragmentary pelvis and cranium.	
CINTU	60	F?	Cranial and mandibular traits only	
CINTU	138	IND	No diagnostic parts.	
CINTU	141	F?	Very fragmentary sciatic notch. Cranial traits F.	
CINTU	223	F?	Very fragmentary sciatic notch. Cranial traits F.	
CINTU	316	F?	Mixed pelvic morphology. Cranial traits M.	
FOS	567	F?	Sciatic notch appears wide but very fragmentary.	
FOS	572	M?	Sciatic notch narrow but fragmentary.	
FOS	301	F?	Cranial and mandibular traits only	
FOS	76	F?	Right sciatic notch more F, left more M. Pubis absent.	
FOS	124C	M?	Fragmentary pelvis.	
FOS	469	M		Healed clavicular fracture.
FOS	516	M?	Fragmentary pelvis.	
FOS	516ridA	M?	Fragmentary pelvis.	
FOS	516ridB	M?	Fragmentary pelvis.	
FOS	351	F?	Cranial and mandibular traits only	
FOS	520ridB	F?	Fragmentary pelvis.	

Appendix 14 – Estimation of body mass and stature for the burials analyzed in this study.

Abbreviations as in the title page of Appendices 11 and 12, and in addition:

BODMASS: estimated body mass;

Ruff: method used in Ruff et al., 1991;

Grine: method used in Grine et al., 1995.

ST SJO HUM-TIB1: stature estimation, method used in Sjøvold, 1990, by bone;

ST SJO: average of the estimations of stature obtained by bone.

NECROPOLIS	PERIOD	Burial	BODMASS Ruff	BODMASS Grine	ST SJO HUM	ST SJO FEMI	ST SJO FEM2	ST SJO TIB1	ST SJO
ALF	V SEC	1	64.07	67.83	165.76	170.15	169.41	168.72	168.51
ALF	V SEC	3	71.22	74.41	166.47	166.47	165.07		166.00
ALF	V SEC	4	65.30	68.96		171.99	171.73		171.86
ALF	V SEC	5	69.00	72.36	170.73	164.89	162.74	173.70	168.02
ALF	V SEC	6	65.30	68.96	169.78	167.00	165.84		167.54
ALF	V SEC	9	72.95	75.99	183.06	173.04	172.66	177.93	176.67
ALF	V SEC?	12							
ALF	V SEC?	18	76.16	78.94	176.42	176.99	177.00		176.80
ALF	V SEC	19	59.13	63.29	165.99	168.57	170.80	167.06	168.11
ALF	V SEC	21	59.21	63.36	168.84			169.17	169.00
ALF	V SEC?	35	57.16	61.48	164.57			159.81	162.19
ALF	V SEC	36	75.29	78.15	177.84	169.10	168.32		171.75
ALF	V SEC	40	61.13	65.13	162.91			170.68	166.80
ALF	V SEC	42	67.27	70.78		166.21	164.91	170.08	167.06
ALF	V SEC?	53	66.04	69.64		162.26	160.73		161.49
ALF	V SEC	68	70.73	73.95	175.00	169.89	168.94	173.10	171.73
ALF	V SEC	73	64.07	67.83	168.36	168.84	168.01		168.40
ALF	V SEC?	77							
ALF	V SEC	82	73.44	76.45	173.10	170.94	170.80	176.42	172.82
ALF	V SEC?	84	71.47	74.63	172.63	169.89	168.94	169.47	170.23
ALF	V SEC	86	62.59	66.47	167.89				167.89
ALF	V SEC	88	54.20	58.76	153.19			158.00	155.60
ALF	V SEC	89	69.00	72.36	169.67			167.21	168.44
ALF	V SEC?	90	71.47	74.63	167.41			167.81	167.61
ALF	V SEC?	98	62.83	66.69	161.73	163.84	162.12	165.40	163.27
ALF	V SEC	109	70.23	73.50	169.31			169.77	169.54
ALF	V SEC	112	73.94	76.90	171.21				171.21
ALF	V SEC	114	71.71	74.86	163.39	167.78	166.62	165.85	165.91
ALF	V SEC	115	68.51	71.91	166.94	167.00	165.53	166.45	166.48
ALF	V SEC	116	69.00	72.36	168.60	168.84	168.17	169.32	168.73
ALF	V SEC	117	72.70	75.77	174.05			165.40	169.72
ALF	V SEC	119	77.64	80.30	174.52	172.26	171.58	168.87	171.81
ALF	V SEC?	121	70.23	73.50	165.28	168.31	167.39	169.17	167.54
ALF	V SEC	126	79.61	82.12	167.65	167.52	166.31		167.16
ALF	V SEC	130	69.74	73.04	166.70	169.89	169.56	173.40	169.89
ALF	V SEC	132	65.30	68.96	163.98	163.31	161.50	156.49	161.32
ALF	V SEC	7	65.63	64.48	160.78	164.63	162.59		162.66
ALF	V SEC	8	71.03	70.10	158.41	166.73	165.84	161.32	163.07
ALF	V SEC	10	63.82	62.61	156.04	161.74	159.49	163.73	160.25
ALF	V SEC	37	62.30	61.02		154.90	151.27	156.18	154.12
ALF	V SEC	49	63.82	62.61		168.05	167.55		167.80
ALF	V SEC	65	62.30	61.02	160.54	162.52	160.57	160.56	161.05
ALF	V SEC	69	65.57	64.43	160.30	161.21	161.04	159.20	160.44
ALF	V SEC	70	58.80	57.40	151.54	157.26	154.06		154.29
ALF	V SEC	72	57.93	56.49	152.96				152.96
ALF	V SEC	76	63.39	62.16	151.54	172.78	173.28		165.87
ALF	V SEC	79	62.30	61.02				157.39	157.39
ALF	V SEC	85	55.31	53.77	145.61				145.61
ALF	V SEC	110	62.30	61.02				161.62	161.62
ALF	V SEC	111							
ALF	V SEC	113	64.92	63.75		160.42	158.25	161.02	159.89
ALF	V SEC	118	67.32	66.24	162.20	163.58	161.66		162.48
ALF	V SEC	120							
ALF	V SEC	124	57.93	56.49		156.21	152.98	155.73	154.97
ALF	V SEC	127	64.92	63.75		162.26	159.64	171.89	164.60
ALF	V SEC?	128	73.21	72.36	160.78			157.39	159.09
ALF	O-A	39	62.34	66.24	154.85				154.85
ALF	O-A	41	77.51	80.19	163.15	168.31	167.70	169.77	167.23
ALF	O-A	66	69.00	72.36	162.20	163.31	161.35	162.22	162.27
ALF	O-A	67	66.53	70.10	164.57	172.26	172.82	159.20	167.21
ALF	O-A	78	64.81	68.51	167.41				167.41
ALF	O-A	83	69.00	72.36	173.10	169.10	168.01	168.26	169.62
ALF	O-A	91	66.53	70.10	171.44	170.15	169.56	169.77	170.23
ALF	O-A	97	66.53	70.10	172.27	173.83	173.44	173.40	173.23
ALF	O-A	102	59.13	63.29		168.05	166.77	167.06	167.29
ALF	O-A	105	59.13	63.29	157.93	158.32			158.13
ALF	O-A	93	67.75	66.69	154.02	158.71	154.99	159.20	156.73
ALF	O-A	122	61.20	59.89	151.30	152.00	148.17		150.49
BAR	O-A	5	70.48	73.72	172.15	167.26	165.69	164.04	167.28

NECROPOLIS	PERIOD	Burial	BODMASS Ruff	BODMASS Grine	ST SJO HUM	ST SJO FEMI	ST SJO FEM2	ST SJO TIB1	ST SJO
BAR	O-A	13	79.12	81.66	177.13	171.73	171.11	165.55	171.38
BAR	O-A	14	78.38	80.98	175.24	177.78	178.24	172.49	175.94
BAR	O-A	16	66.53	70.10		159.37	157.16	158.60	158.38
BAR	O-A	21	70.23	73.50	165.99	170.15	169.25		168.46
BAR	O-A	23							
BAR	O-A	29	79.49	82.00		177.25	177.93	175.21	176.80
BAR	O-A	30			188.74				188.74
BAR	O-A	31	67.77	71.23	169.07	172.52	172.35	171.59	171.38
BAR	O-A	32	63.48	67.28	165.52	173.83	173.44	171.28	171.02
BAR	O-A	38	70.73	73.95	157.70	162.79	160.57	164.34	161.35
BAR	O-A	39	68.01	71.46		172.26	172.35		172.30
BAR	O-A	40	74.31	77.24	172.63	170.68	169.87	172.49	171.42
BAR	O-A	42	71.22	74.41	161.02	162.52	160.57	157.09	160.30
BAR	O-A	47	62.83	66.69	164.10	164.63	163.05	167.36	164.78
BAR	O-A	49							
BAR	O-A	52	72.70	75.77	172.63	172.78	172.20	173.70	172.83
BAR	O-A	54	73.44	76.45	174.05	165.15	163.67		167.62
BAR	O-A	64	70.23	73.50	156.75	159.11	155.92	159.81	157.90
BAR	O-A	68	61.60	65.56			160.57	166.15	163.36
BAR	O-A	70	69.74	73.04	168.36	169.36	168.32	166.45	168.12
BAR	O-A	74	72.70	75.77	184.48		178.24		181.36
BAR	O-A	81	67.77	71.23	178.55	169.36	168.63	169.17	171.43
BAR	O-A	87	64.81	68.51	171.68		169.56		170.62
BAR	O-A	90	52.97	57.62	155.80	164.37	162.43	164.04	161.66
BAR	O-A	97	63.18	67.01	166.94	165.15	163.36	165.85	165.33
BAR	O-A	113	83.19	85.41	164.33	169.89	168.79	166.45	167.36
BAR	O-A	114	67.03	70.55	168.36	175.15	174.52		172.68
BAR	O-A	115	67.77	71.23	162.67	165.15	163.67	164.94	164.11
BAR	O-A	121	67.77	71.23	165.04	164.10	162.43	161.92	163.37
BAR	O-A	128	72.45	75.54	168.13	168.57	167.70	166.15	167.64
BAR	O-A	84(bis)			156.51				156.51
BAR	O-A	20	62.30	61.02	154.14	155.16	151.89		153.73
BAR	O-A	22	59.46	58.08	154.38	157.79	154.68		155.62
BAR	O-A	25	58.15	56.71	148.93	154.90	152.20	154.07	152.52
BAR	O-A	33	57.93	56.49	160.30		162.12		161.21
BAR	O-A	34	57.93	56.49	156.04	152.00	147.86		151.97
BAR	O-A	36	62.56	61.30	160.78	168.05	166.77	167.96	165.89
BAR	O-A	43	61.42	60.12	152.72	154.37	150.96	155.28	153.33
BAR	O-A	55	69.94	68.96	173.10		167.70		170.40
BAR	O-A	59	55.75	54.22	159.83				159.83
BAR	O-A	61	41.12	39.02	152.72	152.79	149.10	150.45	151.26
BAR	O-A	62	61.64	60.34	164.10	164.10	161.81	163.73	163.44
BAR	O-A	65	60.37	59.03	158.17	163.05	161.19		160.80
BAR	O-A	67	55.75	54.22		158.84	155.92	159.20	157.99
BAR	O-A	69	56.40	54.90		163.05	160.26		161.66
BAR	O-A	94	52.25	50.59	158.41		155.92		157.16
BAR	O-A	96	52.47	50.82		154.63	150.96		152.80
BAR	O-A	98	57.93	56.49	143.00	151.22	146.62	149.54	147.59
BAR	O-A	100	63.82	62.61	152.72		149.72		151.22
BAR	O-A	110	64.48	63.29	158.41	157.79	155.30	158.00	157.37
BAR	O-A	112	66.88	65.79	166.47	165.42	163.21	165.55	165.16
BAR	O-A	119	67.10	66.01	160.78	164.63	162.74		162.72
BAR	O-A	125	45.48	43.56	144.66	154.63	151.12	161.02	152.86
BAR	O-A	132	60.44	59.10	163.62	163.05	161.35	165.85	163.47
BAZ	V SEC	387	67.89	71.34	169.31	165.68	164.60		166.53
BAZ	V SEC	404	73.94	76.90	173.10	174.62	174.68		174.13
BAZ	V SEC	471	61.60	65.56					
BAZ	V SEC	491	69.00	72.36	177.84			182.76	180.30
BAZ	V SEC	506	59.87	63.97		173.57	173.13		173.35
BAZ	V SEC	533	53.21	57.85	143.24	157.79	155.61	160.87	154.38
BAZ	V SEC?	649			157.46				157.46
BAZ	V SEC?	776							
BAZ	V SEC?	794	66.53	70.10					
BAZ	V SEC?	808	69.86	73.16	169.78	180.93	182.27	180.65	178.41
BAZ	V SEC?	824	74.43	77.35	185.90	177.52	178.24		180.55
BAZ	V SEC?	839	62.34	66.24		159.11	156.23		157.67
BAZ	V SEC?	850	80.60	83.02					
BAZ	V SEC	863	69.00	72.36	171.68	176.73	177.00	186.99	178.10
BAZ	V SEC	907	86.27	88.24		170.41	169.56		169.99

NECROPOLIS	PERIOD	Burial	BODMASS Ruff	BODMASS Grine	ST SJO HUM	ST SJO FEM1	ST SJO FEM2	ST SJO TIB1	ST SJO
BAZ	V SEC?	928	54.20	58.76		157.53	154.84		156.18
BAZ	V SEC	939			161.73				161.73
BAZ	V SEC	952	65.55	69.19		165.68	164.29	168.26	166.08
BAZ	V SEC	956	71.84	74.97	166.94				166.94
BAZ	V SEC	978			157.46	162.26	160.57		160.10
BAZ	V SEC	983	66.04	69.64			169.87		169.87
BAZ	V SEC	990	73.44	76.45	170.02	173.83	174.06		172.64
BAZ	V SEC	995	66.04	69.64		174.36	173.90		174.13
BAZ	V SEC	1023	71.96	75.09		172.26	171.89	167.06	170.40
BAZ	V SEC?	1028	62.34	66.24	163.86	168.31	167.39	164.34	165.97
BAZ	V SEC	1036	66.53	70.10				160.41	160.41
BAZ	V SEC	1040	65.30	68.96	152.72	163.05	161.04		158.94
BAZ	V SEC	1042	72.45	75.54	173.58	168.84	169.87	173.10	171.34
BAZ	V SEC	1123	76.40	79.17	164.33	167.26	166.15	160.71	164.61
BAZ	V SEC	1134	69.59	72.91					
BAZ	V SEC	1137	68.51	71.91		178.57	179.17		178.87
BAZ	V SEC	1150	69.00	72.36	170.26	168.05	166.93	172.19	169.36
BAZ	V SEC?	1156	78.13	80.76	180.92	174.36	174.21	177.63	176.78
BAZ	V SEC	1174	84.56	86.66	177.84	172.52	172.66	171.28	173.58
BAZ	V SEC	1176	74.43	77.35	176.42	166.47	164.91	165.85	168.41
BAZ	V SEC	1180							
BAZ	V SEC	1214	66.29	69.87	171.68	167.52	166.15		168.45
BAZ	V SEC	1218	84.79	86.88					
BAZ	V SEC	1226	67.27	70.78	157.46		160.88		159.17
BAZ	V SEC	1236	74.18	77.13		174.89	174.99		174.94
BAZ	V SEC?_DIST	1245	71.96	75.09	159.36	170.41	169.72	168.57	167.01
BAZ	V SEC?	1332	76.77	79.51	172.15	170.15	168.94	177.32	172.14
BAZ	V SEC?	1333	76.16	78.94		167.52	166.15		166.84
BAZ	V SEC?	1334	62.83	66.69	161.25	162.52	160.57	163.73	162.02
BAZ	V SEC?	1337	73.69	76.67	167.41				167.41
BAZ	V SEC?	1347	70.88	74.09					
BAZ	V SEC?	1360	74.68	77.58				163.13	163.13
BAZ	V SEC?	1379	75.17	78.03	174.05	166.73	165.53	168.57	168.72
BAZ	V SEC?	1418	76.16	78.94	180.21	177.25	177.62		178.36
BAZ	V SEC?	1471	67.77	71.23	165.52	162.52	160.73	165.55	163.58
BAZ	V SEC?	1484	69.74	73.04	163.15	166.73	164.91	161.92	164.18
BAZ	V SEC?	1496	86.27	88.24	168.60				168.60
BAZ	V SEC?	1586	84.86	86.95	171.68	173.31	173.28		172.76
BAZ	V SEC?	1306A	69.86	73.16	172.15	168.84	168.01		169.67
BAZ	V SEC?	1306B	67.27	70.78	163.15		157.47		160.31
BAZ	V SEC	384A	66.88	70.41		173.04	172.66		172.85
BAZ	V SEC	884							
BAZ	V SEC	1201							
BAZ	V SEC?	768			162.20				162.20
BAZ	V SEC	810	54.98	53.43	150.82	156.74	153.60		153.72
BAZ	V SEC	817	60.99	59.66		157.26	154.84		156.05
BAZ	V SEC?	837	54.65	53.09	156.51	165.68	164.60		162.26
BAZ	V SEC	855	57.93	56.49	162.20	160.42	158.25	159.81	160.17
BAZ	V SEC?	887			159.36				159.36
BAZ	V SEC	892	70.37	69.42	162.20	161.74	159.64		161.19
BAZ	V SEC?	922	52.03	50.36	149.88	153.06	149.41	149.39	150.43
BAZ	V SEC	969							
BAZ	V SEC	997	64.62	63.44	163.15				163.15
BAZ	V SEC	1191	67.19	66.10	160.30				160.30
BAZ	V SEC	1228	54.22	52.63					
BAZ	V SEC?	1469	66.88	65.79	155.33	158.32	155.61	156.18	156.36
BAZ	V SEC?	1530			155.56				155.56
BAZ	V SEC?	1590							
BAZ	ROM	742	67.89	71.34	171.92				171.92
BAZ	ROM	734			157.70		149.10		153.40
BAZ	O-A	406	55.80	60.23					
BAZ	O-A	407	66.29	69.87		168.31	167.08		167.70
BAZ	O-A	408	68.75	72.14		164.63	163.36		163.99
BAZ	O-A	411							
BAZ	O-A	417	72.70	75.77	155.09	165.42	163.98		161.50
BAZ	O-A	423	61.92	65.85		160.42	157.47		158.95
BAZ	O-A	426							
BAZ	O-A	428							
BAZ	O-A	440							

NECROPOLIS	PERIOD	Burial	BODMASS Ruff	BODMASS Grine	ST SJO HUM	ST SJO FEM1	ST SJO FEM2	ST SJO TIB1	ST SJO
BAZ	O-A	441	70.48	73.72	164.57		154.37		159.47
BAZ	O-A	444	77.88	80.53		173.57	173.44	170.08	172.36
BAZ	O-A	536							
BAZ	O-A	541	64.35	68.09		163.84	161.81	165.55	163.73
BAZ	O-A	560							
BAZ	O-A	565	87.26	89.15	179.74	171.99	171.42	168.87	173.00
BAZ	O-A	579	86.76	88.69		172.26	172.04		172.15
BAZ	O-A	589			159.83				159.83
BAZ	O-A	632							
BAZ	O-A	633							
BAZ	O-A	636	73.69	76.67		160.95	158.40		159.67
BAZ	O-A	659	66.53	70.10	165.04	160.42	159.02	161.32	161.45
BAZ	O-A	661							
BAZ	O-A	670				172.26	170.80		171.53
BAZ	O-A	673	74.24	77.18		177.52	178.40		177.96
BAZ	O-A	682	77.39	80.08	169.31		168.32		168.82
BAZ	O-A	691	77.22	79.92	167.89		160.57		164.23
BAZ	O-A	692	51.73	56.49		167.78	161.50		164.64
BAZ	O-A	698	72.82	75.88		174.36	174.52		174.44
BAZ	O-A	699							
BAZ	O-A	735	74.43	77.35	138.50		140.11		139.31
BAZ	O-A	736	69.74	73.04	170.26	174.89	174.68	171.89	172.93
BAZ	O-A	740	67.27	70.78			165.84		165.84
BAZ	O-A	747	80.35	82.80	165.99	164.89	163.67		164.85
BAZ	O-A	772	67.77	71.23	179.74				179.74
BAZ	O-A	793	71.47	74.63		172.78	172.66		172.72
BAZ	O-A	840	67.27	70.78			159.02		159.02
BAZ	O-A	842	73.69	76.67		167.52	166.15	162.83	165.50
BAZ	O-A	866	67.27	70.78					
BAZ	O-A	868	74.68	77.58			173.28		173.28
BAZ	O-A	870	64.07	67.83		173.57	174.21		173.89
BAZ	O-A	890							
BAZ	O-A	897	56.03	60.43	156.51		161.19		158.85
BAZ	O-A	899							
BAZ	O-A	912	71.47	74.63		167.00	165.53		166.26
BAZ	O-A	924							
BAZ	O-A	945	76.40	79.17	186.37		183.82		185.10
BAZ	O-A	976	64.81	68.51	165.99		159.02	161.17	162.06
BAZ	O-A	1014	66.53	70.10					
BAZ	O-A	1016	70.56	73.79		168.84	168.01		168.42
BAZ	O-A	1031	69.99	73.27		163.58	161.81		162.69
BAZ	O-A	1038	66.90	70.44	168.13	166.47	165.07	165.55	166.30
BAZ	O-A	1112	68.26	71.68		172.26	171.42		171.84
BAZ	O-A	1119	88.74	90.51					
BAZ	O-A	1145							
BAZ	O-A	1204	64.56	68.28		172.52	172.35		172.43
BAZ	O-A	1205	63.82	67.60					
BAZ	O-A	1206	75.42	78.26	173.58	169.63	169.10	175.81	172.03
BAZ	O-A	1223							
BAZ	O-A	1242	74.68	77.58		173.57	172.97	172.49	173.01
BAZ	O-A	1251	65.30	68.96	166.94	163.84	161.97		164.25
BAZ	O-A	1273							
BAZ	O-A?	1325	65.55	69.19		161.21	158.87		160.04
BAZ	O-A	1339	65.05	68.74	161.73		165.84		163.78
BAZ	O-A	1359	65.30	68.96	165.52	166.21	164.91	166.15	165.70
BAZ	O-A	1376	70.23	73.50	167.18	168.05	167.24	167.36	167.45
BAZ	O-A?	1382	76.16	78.94	175.47	174.89	174.37	174.91	174.91
BAZ	O-A	1423							
BAZ	O-A	1426	68.01	71.46	175.95	173.31	172.97		174.07
BAZ	O-A	1512	79.73	82.23	169.31		162.12		165.72
BAZ	O-A	1515	63.08	66.92	183.53	175.41	174.99	180.34	178.57
BAZ	O-A	1520							
BAZ	O-A	1521	65.55	69.19					
BAZ	O-A	1522							
BAZ	O-A	1529	70.23	73.50	178.08		174.52		176.30
BAZ	O-A	1531	68.63	72.02	172.63				172.63
BAZ	O-A	1534	75.66	78.49			174.52		174.52
BAZ	O-A	1544							
BAZ	O-A	1547	69.00	72.36	167.89				167.89

NECROPOLIS	PERIOD	Burial	BODMASS Ruff	BODMASS Grine	ST SJO HUM	ST SJO FEMI	ST SJO FEM2	ST SJO TIB1	ST SJO
BAZ	O-A	1549	70.97	74.18			166.77		166.77
BAZ	O-A	1557	77.39	80.08			170.18		170.18
BAZ	O-A	1558	66.72	70.27			165.22		165.22
BAZ	O-A	1572	74.68	77.58	171.68	175.41	175.14		174.08
BAZ	O-A	1574	64.56	68.28		177.52	178.55		178.03
BAZ	O-A	1584	75.42	78.26		178.83	179.64		179.23
BAZ	O-A	1585	65.79	69.42		162.26	160.26	159.81	160.78
BAZ	O-A	1597	66.04	69.64	159.36				159.36
BAZ	O-A_DIST	625BIS							
BAZ	O-A_DIST	626A							
BAZ	O-A	630B	75.71	78.53	175.24	166.47	164.60		168.77
BAZ	O-A	672B	72.21	75.31	168.84				168.84
BAZ	O-A	386	60.11	58.76	157.46				157.46
BAZ	O-A	398							
BAZ	O-A	455							
BAZ	O-A	475	55.75	54.22					
BAZ	O-A	502	60.33	58.98		153.32	149.72		151.52
BAZ	O-A	534	51.82	50.14	163.62	162.52	160.26	167.66	163.52
BAZ	O-A	554	66.23	65.11		156.74	153.75		155.24
BAZ	O-A	575	65.30	68.96					
BAZ	O-A	580	50.29	48.55	151.77	155.95	152.98	159.05	154.94
BAZ	O-A	600	66.01	64.88					
BAZ	O-A	664							
BAZ	O-A	666							
BAZ	O-A	689	57.06	55.58			162.12		162.12
BAZ	O-A	846	65.13	63.97	150.35	159.11	156.70	161.62	156.94
BAZ	O-A	873	62.30	61.02	158.88		151.89		155.39
BAZ	O-A	877	63.28	62.04	165.52		155.92		160.72
BAZ	O-A	913	60.11	58.76			154.06	159.51	156.78
BAZ	O-A	985	59.02	57.62	203.91	155.95	152.82		170.89
BAZ	O-A	1006			158.88				158.88
BAZ	O-A	1114	55.75	54.22			158.40		158.40
BAZ	O-A	1182	62.95	61.70		160.16	157.78		158.97
BAZ	O-A	1233	62.73	61.48					
BAZ	O-A	1276	64.48	63.29	163.15	163.05	161.35		162.51
BAZ	O-A	1346	59.46	58.08					
BAZ	O-A	1358			151.30				151.30
BAZ	O-A	1387	59.02	57.62					
BAZ	O-A	1518			156.04				156.04
BAZ	O-A	1537	71.03	70.10					
BAZ	O-A	1543	68.19	67.15		161.74	159.02		160.38
BAZ	O-A	1562	68.41	67.37		164.63	163.36		163.99
BAZ	O-A	1589							
BAZ	O-A	1602							
BAZ	O-A	671B	58.26	56.83		157.00	153.75		155.38
BAZ	ELL	388	66.81	70.35	162.20		146.62		154.41
BAZ	ELL	467	66.53	70.10					
BAZ	ELL	473	75.91	78.71	173.58	173.04	172.66		173.09
BAZ	ELL?	495							
BAZ	ELL	497							
BAZ	ELL	501							
BAZ	ELL	515	75.29	78.15		159.11	156.70	162.22	159.34
BAZ	ELL	520	63.82	67.60		164.63	162.74		163.68
BAZ	ELL	543	71.47	74.63	164.33	159.11	156.54		159.99
BAZ	ELL	555	73.19	76.22	172.39	165.68	164.60		167.56
BAZ	ELL	561	78.87	81.44	177.84	168.31	166.77		170.97
BAZ	ELL	566	81.34	83.70					
BAZ	ELL	574	72.21	75.31		168.84	167.70		168.27
BAZ	ELL	578							
BAZ	ELL_DIST	614	73.94	76.90	174.05				174.05
BAZ	ELL	625	74.92	77.81	172.15	160.16	157.32	154.37	161.00
BAZ	ELL	651	75.17	78.03	164.57	163.84	162.12		163.51
BAZ	ELL	658	71.22	74.41					
BAZ	ELL	669							
BAZ	ELL_DIST	679							
BAZ	ELL	684			164.57				164.57
BAZ	ELL	686	67.27	70.78	158.88	157.26	154.68	164.64	158.87
BAZ	ELL	688							
BAZ	ELL	782	62.83	66.69	157.93	165.94	164.60		162.83

NECROPOLIS	PERIOD	Burial	BODMASS Ruff	BODMASS Grine	ST SJO HUM	ST SJO FEM1	ST SJO FEM2	ST SJO TIB1	ST SJO
BAZ	ELL	788	81.34	83.70	166.94	167.78	169.25		167.99
BAZ	ELL	803	71.47	74.63	157.93	161.74	159.95		159.87
BAZ	ELL	804	70.23	73.50	164.57				164.57
BAZ	ELL	816	72.33	75.43	165.52	168.84	168.01		167.45
BAZ	ELL	858							
BAZ	ELL	900	66.29	69.87		168.31	166.77		167.54
BAZ	ELL	901	71.96	75.09	166.47				166.47
BAZ	ELL?	909	77.88	80.53	170.97	168.57	167.55	170.98	169.52
BAZ	ELL	954	67.27	70.78	150.59	155.16	152.20	158.00	153.99
BAZ	ELL	960	63.08	66.92	170.73	164.37	161.97		165.69
BAZ	ELL?	964	65.30	68.96	164.33	167.78	166.77		166.30
BAZ	ELL	967	73.94	76.90		175.67	174.52	161.32	170.50
BAZ	ELL	968							
BAZ	ELL	979	59.13	63.29	158.41				158.41
BAZ	ELL	1012	79.61	82.12		180.15	181.19		180.67
BAZ	ELL	1136	81.34	83.70		178.57	179.33		178.95
BAZ	ELL	1138	84.05	86.20	170.73		177.00	177.63	175.12
BAZ	ELL	1140	84.54	86.65					
BAZ	ELL	1152	76.99	79.71	160.78	167.78	166.46		165.01
BAZ	ELL	1157	71.71	74.86	162.67				162.67
BAZ	ELL	1169			166.94				166.94
BAZ	ELL?	1172	70.23	73.50					
BAZ	ELL	1192	80.10	82.57	158.88	164.89	163.05	158.00	161.20
BAZ	ELL	1210	80.10	82.57	171.68	167.78	166.46		168.64
BAZ	ELL	1211	85.16	87.22		180.15	181.34		180.74
BAZ	ELL	1243	82.08	84.38		170.15	169.87		170.01
BAZ	ELL	1265	72.70	75.77				171.59	171.59
BAZ	ELL	1367	72.04	75.15		166.73	165.07		165.90
BAZ	ELL	1378							
BAZ	ELL	1385							
BAZ	ELL	1388	74.43	77.35	179.74	176.73	177.31	177.02	177.70
BAZ	ELL?	1393	66.53	70.10	181.16	176.73	177.00	178.23	178.28
BAZ	ELL	1400	77.88	80.53	175.47				175.47
BAZ	ELL	1407	78.13	80.76	176.89	173.31	173.90		174.70
BAZ	ELL	1415	76.23	79.01	165.76	166.47	164.76		165.66
BAZ	ELL	1419	69.00	72.36		167.00	165.69	167.36	166.68
BAZ	ELL	1422	84.64	86.74	170.97	164.89	163.36		166.41
BAZ	ELL	1433	65.05	68.74	152.72	156.21	152.98		153.97
BAZ	ELL	1436	76.16	78.94	181.16	167.00	166.15		171.44
BAZ	ELL	1437	66.78	70.32	174.05	165.68	163.67		167.80
BAZ	ELL	1440	66.53	70.10	171.21	166.47	164.91		167.53
BAZ	ELL	1441	62.98	66.83	161.73	165.42	163.98		163.71
BAZ	ELL	1453	67.27	70.78	164.57	164.63	163.36	165.85	164.60
BAZ	ELL	1461	62.83	66.69					
BAZ	ELL	1463	64.56	68.28	162.44		164.45	158.60	161.83
BAZ	ELL	1466	77.88	80.53	167.89	165.42	163.98	158.30	163.90
BAZ	ELL	1470	59.63	63.75	156.04	158.84	156.54	160.71	158.03
BAZ	ELL	1473	72.45	75.54	174.05	169.10	166.00	168.87	169.50
BAZ	ELL	1477	70.48	73.72	159.47	165.94	164.45	158.90	162.19
BAZ	ELL	1478	79.86	82.34		164.37	162.43	164.94	163.91
BAZ	ELL	1482	71.10	74.29	173.81	171.99	171.73	170.38	171.98
BAZ	ELL	1495	81.64	83.99	187.09	182.25	183.51	173.70	181.64
BAZ	ELL	1500	77.64	80.30	181.16	171.73	171.58		174.82
BAZ	ELL	1506	71.96	75.09		174.10	173.59		173.84
BAZ	ELL	1608	84.37	86.49	182.11	170.15	170.18		174.15
BAZ	ELL	1659	79.36	81.89					
BAZ	ELL	1660	79.12	81.66	179.74	177.78	177.93	180.34	178.95
BAZ	ELL	1140B	69.49	72.82					
BAZ	ELL	396a						169.62	169.62
BAZ	ELL	470A	72.45	75.54	161.73	162.52	160.57		161.61
BAZ	ELL	940							
BAZ	ELL	1208							
BAZ	ELL	484							
BAZ	ELL	496			159.83			167.36	163.59
BAZ	ELL	517	68.28	67.24	163.15	162.26	160.57		161.99
BAZ	ELL	551	57.71	56.26	147.98	154.37	150.96	157.09	152.60
BAZ	ELL	591	58.37	56.94	160.30	164.10	162.43		162.28
BAZ	ELL	597							
BAZ	ELL	617							

NECROPOLIS	PERIOD	Burial	BODMASS Ruff	BODMASS Grine	ST SJO HUM	ST SJO FEM1	ST SJO FEM2	ST SJO TIB1	ST SJO
BAZ	ELL	628	70.81	69.87	170.26				170.26
BAZ	ELL	641	71.03	70.10	160.30	163.05	160.57		161.31
BAZ	ELL	650	60.11	58.76	151.77				151.77
BAZ	ELL	653	60.55	59.21	155.33				155.33
BAZ	ELL	678							
BAZ	ELL	685	72.45	71.57	162.67	164.10	161.97	162.53	162.82
BAZ	ELL_DIST	687			160.78				160.78
BAZ	ELL	770	60.55	59.21					
BAZ	ELL	777	55.75	54.22	147.98				147.98
BAZ	ELL	784	52.91	51.27	146.56	151.22	147.24		148.34
BAZ	ELL	800	65.35	64.20	153.19		165.53		159.36
BAZ	ELL	807	60.33	58.98	164.10	164.37	162.43	166.45	164.34
BAZ	ELL	820	60.11	58.76	156.51	159.11	156.23	163.13	158.74
BAZ	ELL	828							
BAZ	ELL	914	59.24	57.85					
BAZ	ELL	915	66.66	65.56	166.47	167.78	166.46	166.75	166.87
BAZ	ELL	944							
BAZ	ELL	962	60.42	59.07	155.09	158.32	155.46	156.49	156.34
BAZ	ELL	965							
BAZ	ELL	1009							
BAZ	ELL	1033	69.94	68.96	147.74	155.69	152.67	151.96	152.01
BAZ	ELL	1121	56.47	54.97		149.37	144.61		146.99
BAZ	ELL	1128	63.93	62.73			161.50		161.50
BAZ	ELL	1166	68.41	67.37		159.63	157.16		158.40
BAZ	ELL	1167	61.20	59.89	160.78				160.78
BAZ	ELL_DIST	1250	68.52	67.49	169.31		164.29	167.66	167.09
BAZ	ELL	1261	53.56	51.95	149.88	155.69	152.20	148.33	151.52
BAZ	ELL	1319	61.64	60.34	155.09				155.09
BAZ	ELL	1341	61.42	60.12	156.28				156.28
BAZ	ELL	1357	61.42	60.12	153.19		157.47		155.33
BAZ	ELL	1410	65.48	64.34		170.41	169.25	169.32	169.66
BAZ	ELL	1427							
BAZ	ELL	1431	61.64	60.34	149.40	150.95	146.78	149.54	149.17
BAZ	ELL	1443	64.04	62.84	153.67		147.86		150.76
BAZ	ELL	1444							
BAZ	ELL	1456			150.82				150.82
BAZ	ELL	1467	58.58	57.17	152.25	158.84	155.92	158.60	156.40
BAZ	ELL	1474							
BAZ	ELL	1475	60.99	59.66	159.83			168.87	164.35
BAZ	ELL	1479	62.41	61.14	160.07		159.02	164.94	161.34
BAZ	ELL	1483	61.95	60.66	146.08	157.79	155.30	153.77	153.24
BAZ	ELL	1488	64.83	63.65	157.22				157.22
BAZ	ELL	1647	65.13	63.97	156.99	162.00	159.64		159.54
BAZ	ELL	1650	67.32	66.24		157.26	154.06	161.62	157.65
BAZ	ELL	1657							
BAZ	ELL	1662	67.75	66.69	169.78	169.36	168.32		169.16
BAZ	ELL	396b	66.01	64.88	156.99	164.10	162.12	167.66	162.72
CAPE	O-A	257	74.92	77.81	167.41				167.41
CAPE	O-A	141	60.11	58.76	150.82		149.72		150.27
CAPE	O-A?	171	55.75	54.22	158.41	159.37	156.39	158.00	158.04
CAPE	IND	108							
CAPE	IND	199	86.91	88.83					
CAPE	IND	202	67.97	66.92					
CAPE	IND	227	60.77	59.44	158.41	159.89	157.16		158.49
CAPE	IND	248	53.02	51.39	157.46	157.53	154.37	154.67	156.01
CAPE	ELL	131							
CAPE	ELL	143	62.02	65.95	168.36	164.63	162.59	165.85	165.36
CAPE	ELL	151	62.59	66.47		162.00	160.26		161.13
CAPE	ELL	168	72.49	75.57	167.89	168.31	167.39		167.86
CAPE	ELL?	175	75.56	78.40	168.36				168.36
CAPE	ELL	180	70.48	73.72	171.68	167.26	166.77		168.57
CAPE	ELL	216	63.33	67.15		170.68	170.03		170.35
CAPE	ELL	144	64.13	62.93	159.59		159.33		159.46
CAPE	ELL	146	58.15	56.71		161.74	159.49	158.60	159.94
CAPE	ELL	172	66.44	65.33	161.25	166.73	165.22	170.38	165.90
CAPE	ELL	188	61.42	60.12	146.08	154.90	151.27	156.49	152.18
CAPE	ELL	190	64.92	63.75		153.32	150.03		151.67
CB	ROM?	3			159.83				159.83
CB	O-A	10							

NECROPOLIS	PERIOD	Burial	BODMASS Ruff	BODMASS Grine	ST SJO HUM	ST SJO FEMI	ST SJO FEM2	ST SJO TIB1	ST SJO
CB	O-A	33							
CB	O-A	34	73.69	76.67	169.31		174.52		171.92
CB	O-A	38	75.66	78.49	171.68	173.57	174.52		173.26
CB	O-A	42	68.26	71.68			160.57		160.57
CB	O-A	44	67.52	71.00	185.90		176.07		180.99
CB	O-A	47							
CB	O-A	71							
CB	O-A	75	78.87	81.44			168.01		168.01
CB	O-A?	77							
CB	O-A	82	86.02	88.01			171.73		171.73
CB	O-A	91	69.00	72.36					
CB	O-A	94	79.49	82.00					
CB	O-A	110							
CB	O-A	115							
CB	O-A	118	54.20	58.76	158.88				158.88
CB	O-A	126	70.23	73.50		170.41	170.49		170.45
CB	O-A	132	67.75	66.69			162.43		162.43
CB	O-A	140	66.53	70.10		175.67	176.69	168.26	173.54
CB	O-A	143	67.27	70.78					
CB	O-A?	172	64.81	68.51	161.49	159.89	157.78		159.72
CB	O-A	173	69.00	72.36	170.50				170.50
CB	O-A	2	60.99	59.66	157.46		160.57		159.02
CB	O-A	27							
CB	O-A	35							
CB	O-A	39							
CB	O-A	59	63.17	61.93					
CB	O-A	88	52.47	50.82		153.06	149.41		151.23
CB	O-A	98	49.74	47.98					
CB	O-A	103							
CB	O-A	105							
CB	O-A	171	58.37	56.94					
CB	O-A	181			154.14				154.14
CB	O-A	193	60.11	58.76			156.85		156.85
CB	O-A?	57B	67.10	66.01			155.30		155.30
CB	IND	57A	69.99	73.27			162.74		162.74
CB	IND	54A							
CB	ELL	32	72.70	75.77					
CB	ELL	62	69.74	73.04			174.52		174.52
CB	ELL	76	52.72	57.40	154.62				154.62
CB	ELL?	84	69.00	72.36					
CB	ELL	123	71.58	70.66	164.81	164.89	162.74		164.15
CB	ELL	164	72.70	75.77	169.31		168.32		168.82
CB	ELL	54B	68.26	71.68	170.73		162.12		166.43
CB	ELL	11							
CB	ELL	12	60.77	59.44	163.15		152.82		157.98
CB	ELL	50					168.32		168.32
CB	ELL	67							
CB	ELL	111	58.37	56.94					
CB	ELL	162							
CINTU	ROM	17ROM	73.19	76.22	170.73				170.73
CINTU	ROM?	TR56_T10	70.51	73.75	165.28	168.05	167.24	166.45	166.75
CINTU	ROM?	TR56_T3	62.83	66.69	173.81	167.52	166.46		169.26
CINTU	ROM?	TR56_T1	61.20	59.89	163.39	163.58	161.81		162.92
CINTU	ROM?	TR56_T8	63.93	62.73	165.52	169.10	168.01	170.68	168.33
CINTU	O-A	5			169.31				169.31
CINTU	O-A	14	78.87	81.44	172.15	174.62	174.52	177.32	174.66
CINTU	O-A	17	76.65	79.39	187.56	173.57	173.90		178.34
CINTU	O-A	18							
CINTU	O-A	19	72.21	75.31	170.26	171.47	164.60		168.77
CINTU	O-A	23							
CINTU	O-A	26	64.07	67.83	164.57	166.21	164.76	166.15	165.42
CINTU	O-A	27	68.51	71.91					
CINTU	O-A	34	69.86	73.16		166.47	164.60		165.53
CINTU	O-A	53	70.23	73.50		166.73	166.15		166.44
CINTU	O-A	56							
CINTU	O-A	74							
CINTU	O-A	76	71.47	74.63	177.37	172.26	172.04	170.98	173.16
CINTU	O-A	80	63.82	67.60	166.47	168.31	167.08	164.94	166.70
CINTU	O-A	97	77.39	80.08	177.37	178.57	179.17	180.65	178.94

NECROPOLIS	PERIOD	Burial	BODMASS Ruff	BODMASS Grine	ST SJO HUM	ST SJO FEMI	ST SJO FEM2	ST SJO TIB1	ST SJO
CINTU	O-A	105	63.20	67.03	162.20		165.22		163.71
CINTU	O-A	106	70.37	69.42		167.00	165.69	163.43	165.37
CINTU	O-A	108							
CINTU	O-A	115	69.00	72.36	169.78		172.04		170.91
CINTU	O-A	119	70.97	74.18	175.95	174.10	173.28		174.44
CINTU	O-A	125							
CINTU	O-A	131	71.47	74.63		175.41	175.76		175.59
CINTU	O-A	135	65.06	63.89		154.63	151.58		153.11
CINTU	O-A	136	74.68	77.58	176.42	175.41	174.21		175.35
CINTU	O-A	137	69.39	68.40					
CINTU	O-A	142	73.69	76.67	165.76	163.05	160.88		163.23
CINTU	O-A	143	65.55	69.19		176.73	177.31		177.02
CINTU	O-A	156	76.48	79.24	157.10		157.78	160.41	158.43
CINTU	O-A	160	61.11	65.11		159.89	157.78		158.84
CINTU	O-A	180	67.03	70.55	159.83				159.83
CINTU	O-A	184	87.50	89.37			170.80		170.80
CINTU	O-A	191	66.53	70.10					
CINTU	O-A	193	75.42	78.26					
CINTU	O-A	195	64.81	68.51					
CINTU	O-A	199	50.01	54.90	166.47			158.30	162.38
CINTU	O-A	203	68.51	71.91					
CINTU	O-A	205	69.49	72.82	165.52				165.52
CINTU	O-A	210	66.78	70.32	157.46	161.47	159.33	157.09	158.84
CINTU	O-A	212	71.22	74.41	171.21	176.20	176.85	177.02	175.32
CINTU	O-A	217							
CINTU	O-A	224	67.03	70.55		170.15	169.25	167.66	169.02
CINTU	O-A	238	66.53	70.10					
CINTU	O-A	242	70.85	74.07					
CINTU	O-A?	254	57.16	61.48		163.05	161.50		162.28
CINTU	O-A	257	66.53	70.10	161.25				161.25
CINTU	O-A?	279	73.94	76.90	170.26	171.47	171.42		171.05
CINTU	O-A?	284	64.81	68.51					
CINTU	O-A?	290	73.44	76.45	172.39	172.78	172.97	172.79	172.73
CINTU	O-A	293	60.86	64.88	160.30	167.52	166.46	163.13	164.35
CINTU	O-A	298	68.01	71.46	179.74	174.89	174.83	172.79	175.56
CINTU	O-A	300	74.43	77.35		171.20	170.18		170.69
CINTU	O-A	319	68.51	71.91	163.15	163.05	160.57	164.94	162.93
CINTU	O-A	321	70.53	73.77		174.62	174.83		174.73
CINTU	O-A	325	80.10	82.57	170.73	176.20	176.07		174.33
CINTU	O-A	ANAS_2	73.44	76.45					
CINTU	O-A	9	64.48	63.29					
CINTU	O-A	46	60.44	59.10	161.25	155.16	152.05	160.11	157.14
CINTU	O-A	100	65.57	64.43	157.46	169.63	168.79		165.29
CINTU	O-A	110	65.57	64.43	150.82	157.79	154.53		154.38
CINTU	O-A	128	65.57	64.43					
CINTU	O-A	130	63.69	62.48		156.21	152.98		154.59
CINTU	O-A	133	55.75	54.22					
CINTU	O-A	148	55.75	54.22					
CINTU	O-A	157	60.77	59.44	154.14		154.37		154.26
CINTU	O-A	167	61.64	60.34	156.04	155.16	151.89		154.36
CINTU	O-A	173	66.12	64.99		168.84	168.01		168.42
CINTU	O-A	177							
CINTU	O-A	178							
CINTU	O-A	192							
CINTU	O-A	198	64.56	68.28					
CINTU	O-A	201	60.77	59.44					
CINTU	O-A	207	54.87	53.31	151.30	158.32	154.99	155.58	155.05
CINTU	O-A	209	56.18	54.67	150.59	150.95	146.93	158.60	151.77
CINTU	O-A	211	66.22	65.10	148.93	152.27	148.17	147.73	149.27
CINTU	O-A	214	62.30	61.02	161.96	160.16	157.63	160.11	159.96
CINTU	O-A	215	58.37	56.94	159.36				159.36
CINTU	O-A	255	57.27	55.81					
CINTU	O-A	296	62.80	61.55	155.09	159.89	157.16		157.38
CINTU	O-A	297	60.11	58.76	167.41				167.41
CINTU	O-A	301	56.84	55.35	155.56	157.00	154.06		155.54
CINTU	O-A	302	62.30	61.02		167.26	165.53	168.26	167.02
CINTU	O-A	303	55.75	54.22		159.37	156.23		157.80
CINTU	O-A	322	55.01	59.50	159.83	163.58	161.19		161.53
CINTU	O-A	ANAS_1							

NECROPOLIS	PERIOD	Burial	BODMASS Ruff	BODMASS Grine	ST SJO HUM	ST SJO FEM1	ST SJO FEM2	ST SJO TIB1	ST SJO
CINTU	IND	SS17_T10	80.84	83.25	170.50	173.31	172.97	173.40	172.54
CINTU	IND	UNC 1	70.23	73.50	166.94	166.73	165.53	167.06	166.56
CINTU	IND	UNC 2	81.58	83.93	182.58	174.89	175.45	177.93	177.71
CINTU	IND	249b	62.73	61.48	161.73				161.73
CINTU	IND	SS17_T11	59.46	58.08	161.73	167.52	166.15	174.91	167.58
CINTU	IND	SS17_T12	61.20	59.89	150.35	154.90	151.58	155.28	153.03
CINTU	IND	SS17_T13	56.40	54.90	149.17	156.74	153.75	161.32	155.24
CINTU	IND	SS17_T13a	66.88	65.79					
CINTU	IND	SS17_T9	54.44	52.86	149.88	157.00	154.06	158.00	154.73
CINTU	ELL	36	68.75	72.14	159.12	165.15	163.67	162.53	162.62
CINTU	ELL	50	75.66	78.49					
CINTU	ELL	70	78.87	81.44		169.36	168.32		168.84
CINTU	ELL	75	73.94	76.90	167.18	163.05	160.88	162.83	163.48
CINTU	ELL	78	64.63	68.35	163.62	165.15	163.83		164.20
CINTU	ELL	83	80.25	82.71	181.87			176.72	179.30
CINTU	ELL	89	70.97	74.18	169.31	170.68	169.72	162.83	168.13
CINTU	ELL	96	80.84	83.25	176.66	174.36	174.21	167.66	173.22
CINTU	ELL	98	67.32	70.82	165.28	167.78	166.46	165.24	166.19
CINTU	ELL	170	69.99	73.27	166.94	170.15	169.87		168.99
CINTU	ELL	175	72.45	71.57					
CINTU	ELL	183	72.00	75.12					
CINTU	ELL	188	69.00	72.36		164.10	162.12		163.11
CINTU	ELL	231	70.97	74.18	169.78	166.47	164.76		167.00
CINTU	ELL	241	63.08	66.92		165.15	164.29		164.72
CINTU	ELL	248	62.71	66.58		174.10	174.21		174.15
CINTU	ELL	249	65.79	69.42		174.62	175.14		174.88
CINTU	ELL	274	73.19	76.22	164.57	165.94	164.60	162.83	164.49
CINTU	ELL	277	69.00	72.36					
CINTU	ELL	292	70.97	74.18	168.36	167.52	166.15		167.34
CINTU	ELL	309	69.00	72.36			171.42		171.42
CINTU	ELL	313	72.70	75.77	164.57	167.26	165.53	166.45	165.95
CINTU	ELL	60	52.47	50.82					
CINTU	ELL	67	64.04	62.84	158.88	156.74	153.75		156.46
CINTU	ELL	68							
CINTU	ELL	79	56.01	54.49	144.43	152.27	147.86	151.96	149.13
CINTU	ELL	81	54.22	52.63	147.51	154.37	150.96		150.95
CINTU	ELL	122	61.42	60.12		156.21	152.51	155.88	154.87
CINTU	ELL	138	54.22	54.22					
CINTU	ELL	141	54.49	52.92					
CINTU	ELL	204	60.11	58.76			155.92		155.92
CINTU	ELL	223	60.99	59.66	160.30	162.00	159.64		160.65
CINTU	ELL	233	70.37	69.42	163.15	164.89	163.36	164.64	164.01
CINTU	ELL	265	61.86	60.57	155.09	162.00	159.64	166.75	160.87
CINTU	ELL	267	55.09	53.54		157.26	154.37		155.82
CINTU	ELL	273	64.48	63.29	156.04	158.32	154.99		156.45
CINTU	ELL	276	65.57	64.43	167.41	169.10	168.48		168.33
CINTU	ELL	306	64.48	63.29		155.42	152.36		153.89
CINTU	ELL	312	58.80	57.40				154.07	154.07
CINTU	ELL	316	66.66	65.56	151.30	158.84	156.54		155.56
CR	O-A	3	73.44	76.45	177.61	169.63	168.63		171.95
CR	O-A	5	66.53	70.10	177.37				177.37
CR	O-A	15	64.07	67.83			163.67		163.67
CR	O-A	21							
CR	O-A	23	59.13	63.29	169.78	168.31	167.39	168.57	168.51
CR	O-A	1	64.48	63.29	170.26	174.36	173.44	176.12	173.54
CR	O-A	2			155.56				155.56
CR	O-A	9							
CR	O-A	11	56.40	54.90			153.44		153.44
CR	O-A	13	60.77	59.44	152.72		143.52		148.12
CR	O-A	19	62.30	61.02			160.57		160.57
CR	O-A	24					155.92		155.92
FOS	V SEC	117	73.44	76.45					
FOS	V SEC	134	77.88	80.53	171.68	169.63	168.01	169.47	169.70
FOS	V SEC	186	81.83	84.16	173.10	169.10	168.32		170.17
FOS	V SEC	207	66.04	69.64	170.73	170.15	169.25	170.08	170.05
FOS	V SEC	246	63.45	67.26	157.46	159.11	156.23	156.79	157.40
FOS	V SEC	275	73.94	76.90	170.73	170.15	168.94		169.94
FOS	V SEC	484	57.41	61.70	154.85	161.21	158.56		158.21
FOS	V SEC	405A	68.75	72.14	172.15	170.94	170.49	167.96	170.39

NECROPOLIS	PERIOD	Burial	BODMASS Ruff	BODMASS Grine	ST SJO HUM	ST SJO FEMI	ST SJO FEM2	ST SJO TIB1	ST SJO
FOS	O-A	157	60.37	64.43	153.67		154.99		154.33
FOS	O-A	163	75.91	78.71		177.78	178.86		178.32
FOS	O-A	184	60.37	64.43	156.51			161.62	159.07
FOS	O-A	197							
FOS	O-A	215	69.00	72.36	169.55	168.05	166.46	168.57	168.16
FOS	O-A	222	64.07	67.83	163.39				163.39
FOS	O-A	255							
FOS	O-A	270	62.09	66.01	166.23	167.52	166.46	168.87	167.27
FOS	O-A	296	57.65	61.93	165.99				165.99
FOS	O-A	319	69.00	72.36	175.00	174.62	174.68	174.00	174.57
FOS	O-A	320			164.10				164.10
FOS	O-A	435	78.38	80.98	164.33	168.05	167.24	170.68	167.57
FOS	O-A	437	60.61	64.65	159.83	163.84	162.43	164.94	162.76
FOS	O-A	457	65.79	69.42					
FOS	O-A	464	72.70	75.77		162.79	160.57	167.96	163.77
FOS	O-A	534	75.42	78.26	164.57	169.36	168.32	167.36	167.40
FOS	O-A	561	69.00	72.36	181.63	176.73	177.00	178.23	178.40
FOS	O-A	562	79.61	82.12	177.61	175.15	174.83	175.81	175.85
FOS	O-A	567	68.85	67.83	163.62	159.89	156.85	158.90	159.82
FOS	O-A	572	73.21	72.36	159.59	159.89	157.47	163.43	160.10
FOS	O-A	405B	78.45	81.05	184.95	177.52	178.55	180.95	180.49
FOS	O-A	520ridA	70.48	73.72		167.26	166.15	168.87	167.43
FOS	O-A	159	62.73	61.48	162.67	162.00	159.95	162.22	161.71
FOS	O-A	208	62.08	60.80	154.62	160.95	158.40	161.92	158.97
FOS	O-A	301	64.04	62.84	158.41	164.63	159.02	166.15	162.05
FOS	O-A	344	57.93	56.49			152.20	156.49	154.34
FOS	O-A	524	61.20	59.89		164.37	162.12	166.75	164.41
FOS	O-A	556	64.48	63.29		167.00	165.38	167.06	166.48
FOS	IND	182	81.44	81.44	174.05		174.52		174.29
FOS	IND	323	63.29	63.29	154.62	163.84	162.12	158.90	159.87
FOS	ELL	76	59.13	63.29					
FOS	ELL	110	72.70	75.77	175.00	171.20	170.65		172.28
FOS	ELL	140	71.96	75.09	170.26	162.52	160.57		164.45
FOS	ELL	201	68.01	71.46	164.57	168.84	168.01		167.14
FOS	ELL	213	81.34	83.70	170.73				170.73
FOS	ELL	235	69.74	73.04	172.15	171.47	170.80		171.47
FOS	ELL	328	71.22	74.41	174.05	174.89	174.83		174.59
FOS	ELL	333	74.68	77.58	177.37	167.52	165.53	174.00	171.11
FOS	ELL	370	76.90	79.62	180.69				180.69
FOS	ELL	401	76.90	79.62	180.92			180.04	180.48
FOS	ELL	402							
FOS	ELL	407	72.45	75.54	172.87	169.63	169.25	170.83	170.64
FOS	ELL	418	64.07	67.83	170.73			171.59	171.16
FOS	ELL	432	72.95	75.99		170.68	169.56		170.12
FOS	ELL	447	69.00	72.36		162.52	160.88	158.60	160.67
FOS	ELL	469	65.55	69.19	164.33	162.79	160.26	166.45	163.46
FOS	ELL	488	69.00	72.36		166.73	165.22	162.83	164.93
FOS	ELL	491			167.41				167.41
FOS	ELL	503	81.21	83.59	186.85	175.41	175.30		179.18
FOS	ELL	504	82.32	84.61	173.34	176.20	176.23		175.25
FOS	ELL	505	85.78	87.79	175.47	175.94	176.07	173.70	175.29
FOS	ELL	516	66.29	69.87		165.68	164.76		165.22
FOS	ELL	518	74.68	77.58	166.94	167.00	165.53	171.59	167.76
FOS	ELL	520	70.97	74.18	163.86	169.63	167.86	164.64	166.49
FOS	ELL	542			165.52				165.52
FOS	ELL	124C	58.64	62.84	148.45	154.11	150.03		150.86
FOS	ELL	124E			157.93				157.93
FOS	ELL	2A	71.71	74.86	167.41				167.41
FOS	ELL	330C	70.73	73.95	169.78	163.05	160.88	160.11	163.46
FOS	ELL	330D	67.03	70.55	157.70				157.70
FOS	ELL	330E	67.03	70.55	168.84	164.63	162.74	161.92	164.53
FOS	ELL	430A	81.58	83.93	180.45	181.20	181.96	174.76	179.59
FOS	ELL	430D	69.00	72.36	155.09	157.53	153.75	157.39	155.94
FOS	ELL	516ridA	76.49	75.77	166.94	162.52	160.42	167.96	164.46
FOS	ELL	63B	66.29	69.87	163.39	166.73	165.22		165.11
FOS	ELL	85	59.55	58.17	159.36	160.42	157.78		159.19
FOS	ELL	122							
FOS	ELL	204	61.64	60.34	155.09				155.09
FOS	ELL	220	54.00	52.41	151.54	156.48	153.75		153.92

NECROPOLIS	PERIOD	Burial	BODMASS Ruff	BODMASS Grine	ST SJO HUM	ST SJO FEMI	ST SJO FEM2	ST SJO TIB1	ST SJO
FOS	ELL	223	69.50	68.51		167.26	166.00	163.43	165.56
FOS	ELL	225	56.51	55.01	155.56	155.16	151.58	157.69	155.00
FOS	ELL	252			161.25			164.34	162.80
FOS	ELL	265	54.87	53.31	156.99	156.48	153.75	157.69	156.23
FOS	ELL	279	60.11	58.76		164.10	162.59	164.04	163.57
FOS	ELL	288	72.12	71.23		165.94	163.98	163.13	164.35
FOS	ELL	351	58.37	56.94					
FOS	ELL	381	60.11	58.76	153.19				153.19
FOS	ELL	410	58.58	57.17	137.08	148.32	143.68	150.75	144.96
FOS	ELL	417	63.39	62.16	153.91	158.05	155.30		155.75
FOS	ELL	427							
FOS	ELL	431	61.42	60.12	144.19	147.53	142.59		144.77
FOS	ELL	544	66.99	65.90		159.63	157.16	163.43	160.07
FOS	ELL	124A	64.04	62.84	156.51	159.11	156.70		157.44
FOS	ELL	124B	58.58	57.17	154.85	157.26	154.37	161.02	156.88
FOS	ELL	124D	68.85	67.83	153.19	158.32	156.23		155.91
FOS	ELL	330B	66.66	65.56	156.99	158.32	155.46	162.53	158.32
FOS	ELL	430B	64.92	63.75	154.14	161.47	159.02	161.02	158.91
FOS	ELL	430C	60.11	58.76	155.09			160.71	157.90
FOS	ELL	516ridB	47.05	52.18	150.35				150.35
FOS	ELL	520ridB	59.24	57.85	149.88	162.79	160.57		157.74
FOS	ELL	63A	60.33	58.98	149.17	154.11	150.81	161.32	153.85
FOS	ELL	63C	84.13	83.70	165.04	162.52	160.57		162.71
NAV	ROM?	8	60.75	64.78	157.46	155.42	151.89		154.92
NAV	ELL	1B	70.33	73.59	166.94	169.36	168.32	173.40	169.51
NAV	ELL	4	52.82	51.18	144.90	155.95	153.44		151.43
PELT	O-A	134	66.44	65.33	155.09				155.09
PELT	ELL	111	70.36	73.61	176.89	171.47	171.11	171.59	172.76
PELT	ELL	112			170.97				170.97
PELT	ELL	114	75.66	78.49					
PELT	ELL	133	76.28	79.05	176.42	174.10	173.90	172.79	174.30
PELT	ELL	113	61.64	60.34	155.56	161.47	159.33		158.79
PELT	ELL	130	63.61	62.38	156.51				156.51
PELT	ELL	132	64.81	63.63	153.67				153.67
POG	O-A	12	67.77	71.23	165.99		159.33		162.66
POG	O-A?	13		60.34		154.63	151.27	158.30	154.73
POG	O-A	15	58.64	62.84		156.21	153.13		154.67
POG	O-A	25	59.13	63.29	165.99	167.00	165.69	167.66	166.58
POG	O-A	29		69.76					
POG	O-A?	11	60.33	58.98	152.72				152.72
POG	O-A?	41	64.70	63.52	157.93	163.58	161.50		161.00
POG	IND	56	69.99	73.27	174.76	177.78	178.55		177.03
POG	IND	85	71.96	75.09	158.41	160.95	158.40		159.25
POG	IND	87	63.88	67.66	164.33	165.15	163.05	168.26	165.20
POG	IND	90		81.89		168.57	167.86		168.21
POG	IND	99	73.94	76.90		172.52	172.97		172.74
POG	IND	107	72.70	75.77		175.15	175.45	175.21	175.27
POG	IND	121	67.03	70.55	165.99	165.94	163.98		165.31
POG	IND	126	64.07	67.83		167.78	167.08		167.43
POG	IND	131	75.29	78.15	175.95	168.84	168.01		170.93
POG	IND	133		77.65	167.89	166.73	165.22	174.00	168.46
POG	IND	139	64.81	68.51	170.26	167.00	165.53		167.59
POG	IND	141	67.03	70.55	170.73	167.52	166.15	169.17	168.39
POG	IND	153	76.40	79.17					
POG	IND	182	80.60	83.02	178.32	173.57	173.90		175.26
POG	IND	186							
POG	IND	204		80.30	169.31			177.02	173.17
POG	IND	207	66.04	69.64	165.99	165.94	164.76		165.56
POG	IND	208	81.34	83.70		177.78	179.17		178.47
POG	IND	209		79.17	176.42	176.20	177.00		176.54
POG	IND	213	69.00	72.36	169.31	169.36	168.63		169.10
POG	IND	51 or 55		80.30	162.20	160.42	157.78	162.53	160.73
POG	IND	54							
POG	IND	61		66.13					
POG	IND	91							
POG	IND	102							
POG	IND	122		70.32	164.10				164.10
POG	IND	152		71.23	169.55				169.55
POG	IND	36		52.86			141.66		141.66

NECROPOLIS	PERIOD	Burial	BODMASS Ruff	BODMASS Grine	ST SJO HUM	ST SJO FEM1	ST SJO FEM2	ST SJO TIB1	ST SJO
POG	IND	89	65.35	64.20	157.46	160.42	158.09	166.45	160.61
POG	IND	94	64.76	63.59			159.02		159.02
POG	IND	95	55.53	53.99	151.77	158.32	155.61		155.23
POG	IND	97	64.48	63.29	160.78	159.89	157.47		159.38
POG	IND	101			161.25				161.25
POG	IND	110	66.66	65.56	157.70	165.94	164.29		162.64
POG	IND	117	58.80	57.40					
POG	IND	123	63.39	62.16	154.62			160.41	157.51
POG	IND	125	56.40	54.90					
POG	IND	159	54.44	52.86	157.93	155.69	152.82		155.48
POG	IND	184	75.18	74.41	161.25				161.25
POG	IND	219	61.97	60.68	153.43	155.95	152.82		154.07
POG	IND	221	63.39	62.16		152.27	147.86		150.06
POG	IND	115 or 145	58.80	57.40					
POG	ELL	44	76.34	79.11	168.84		165.22		167.03
POG	ELL	37	63.61	62.38	143.24	159.63	156.85		153.24

Appendix 15 – Estimation of body mass and stature for the non-Iron Age comparative samples.

Abbreviations as in the title page of Appendices 11-14, and in addition:

EUP: Early Upper Paleolithic;

LUP: Late Upper Paleolithic;

NEOL: Neolithic;

MED: Medieval.

PERIOD	Burial	SEX	Body mass Ruff	Body mass Grine	ST SJO HUM	ST SJO FEM1	ST SJO FEM2	ST SJO TIB1	ST SJO
EUP	Barma Grande 2	M				185.67			185.67
EUP	Grotte des Enfants 4	M				185.14			185.14
EUP	Dolní Věstonice 13	M				167.39		174.38	170.88
EUP	Dolní Věstonice 14	M				184.09		184.57	184.33
EUP	Dolní Věstonice 16	M				174.20		176.33	175.26
EUP	Arene Candide Principe	M				169.10		173.40	171.25
EUP	Pavlov	M				176.02			176.02
EUP	Cro Magnon 1	M				181.20		174.91	178.05
EUP	Parabita 1	M				173.57		183.06	178.32
EUP	Sungir1	M				181.86			181.86
EUP	Paviland1	M				175.25		180.04	177.64
EUP	Dolní Věstonice 3	F				162.26		167.36	164.81
EUP	La Rochereil	F				158.32			158.32
EUP	Cro Magnon 2	F				179.62			179.62
EUP	Paglicci 25	F				167.26			167.26
LUP	Arene Candide 4	M				163.05		171.89	167.47
LUP	Arene Candide 5	M				158.32		169.77	164.05
LUP	Arene Candide 10	M				160.42		167.36	163.89
LUP	Arene Candide 12	M				170.68			170.68
LUP	Bichon	M				163.84		168.87	166.35
LUP	Chancelade	M				154.11			154.11
LUP	Gough's Cave 1R	M				166.47		175.21	170.84
LUP	Riparo Continenza	M				155.42		164.34	159.88
LUP	Riparo Tagliente	M				160.68		167.36	164.02
LUP	Romito3	M				166.73		179.74	173.24
LUP	Veyrer 1FR1	M				168.84		177.02	172.93
LUP	Neuessing	M				164.63			164.63
LUP	La Rochereil	M				167.78			167.78
LUP	Romanelli	M				170.41		176.42	173.42
LUP	Arene Candide 2	M				162.52		161.92	162.22
LUP	Romito 7	M				167.26		171.59	169.42
LUP	Romito 8	M				168.84		171.44	170.14
LUP	Grotte des Enfants 3	F				150.69			150.69
LUP	Oberkassel 2	F				163.05			163.05
LUP	Romito 4	F				157.26		169.17	163.22
LUP	Romito 5	F						155.58	155.58
LUP	Cap Blanc	F				159.11		164.94	162.02
LUP	Parabita 2	F				170.68		177.02	173.85
LUP	San Teodoro 4	F				157.53			157.53
LUP	Saint Germain de la Rivière	F				154.63		160.11	157.37
LUP	Bruniquel	F				154.63		164.94	159.79
LUP	San Teodoro 1	F				166.21		170.83	168.52
NEOL	Arene Candide 2TINFI	M	56.6667	61.024		159.11		160.11	159.61
NEOL	Arene Candide 6PE	M							
NEOL	Arene Candide 7PE	M	66.5343	70.096	154.62	154.11		155.88	154.87
NEOL	Arene Candide 8PE	M	61.6005	65.56	156.51	160.55		164.64	160.57
NEOL	Arene Candide EVIPE	M	65.30085	68.962	153.43	160.16		165.24	159.61
NEOL	Arene Candide III ROMA	M	69.0012	72.364		168.31		168.57	168.44
NEOL	Arene Candide IV ROMA	M	56.6667	61.024		160.42		161.32	160.87
NEOL	Arene Candide IXFI	M	59.1336	63.292	163.62	166.21		167.06	165.63
NEOL	Arene Candide VROMA	M	51.7329	56.488		161.21		161.92	161.57
NEOL	Arene Candide XIIIIFI	M	66.5343	70.096	172.15	168.31		173.40	171.29
NEOL	Arma dell'Aquila IIFI	M	59.62698	63.7456	155.09	155.95		155.28	155.44
NEOL	Arma dell'Aquila III	M						170.08	170.08
NEOL	Bergeggi 2PE	M	63.08064	66.9208	161.25	164.37		167.06	164.22
NEOL	Bergeggi 3PE	M		64.8796	152.25	157.38		157.09	155.57
NEOL	Bergeggi 4PE	M	49.75938	54.6736	154.14	149.11			151.63
NEOL	Bergeggi A2FI	M	74.601063	77.51236	174.29	175.67		172.79	174.25
NEOL	Pollera 10PE	M	59.1336	63.292	163.39	167.26		167.06	165.90
NEOL	Pollera 13PE	M	61.6005	65.56	153.19	156.87		161.92	157.33
NEOL	Pollera 22PE	M			153.67				153.67
NEOL	Pollera 30PE	M	65.30085	68.962	156.04	159.63		161.92	159.20
NEOL	Pollera 32PE	M		77.1268	165.04			171.28	168.16
NEOL	Pollera 6246PE	M	59.1336	63.292	162.20	162.52		168.87	164.53
NEOL	Arene Candide EIVPE	F	50.2875	48.55	148.93	153.45		154.67	152.35
NEOL	Arene Candide VIIIIFI	F	41.8653	47.416		147.53		149.54	148.54
NEOL	Arene Candide XIIIIFI	F	53.5626	51.952	139.69	146.09		150.60	145.46

PERIOD	Burial	SEX	Body mass Ruff	Body mass Grine	ST SJO HUM	ST SJO FEM1	ST SJO FEM2	ST SJO TIB1	ST SJO
NEOL	Arma dell'Aquila IFI	F	51.3792	49.684	140.87	148.72		151.05	146.88
NEOL	Arma dell'Aquila VFI	F	59.0211	57.622	156.04	163.84		162.22	160.70
NEOL	Bergeggi 5PE	F	61.2045	59.89		156.48		161.32	158.90
NEOL	Boragni 1FI	F	65.13462	63.9724	149.88	156.74		160.41	155.68
NEOL?	Arma del Morto III	F	52.4709	50.818		147.93		153.77	150.85
NEOL	Pollera 12PE	F	51.3792	49.684	153.43	154.24		157.09	154.92
NEOL	Pollera 14PE	F	53.5626	51.952	145.61	155.95		158.75	153.44
NEOL	Pollera 1TINFI	F	60.1128	58.756	155.09	160.16		162.22	159.16
NEOL	Pollera 33PE	F	57.9294	56.488	156.04	157.79		160.41	158.08
NEOL?	Tana I	F	57.9294	56.488		161.74		165.24	163.49
MED	S. PARAGORIO 04 US4319	M	76.4019		167.89	174.49		170.68	171.02
MED	S. PARAGORIO 04 US5112 T25	M	71.4681		168.84	167.52			168.18
MED	S. PARAGORIO 04 US5135 T32	M	59.1336		162.20	162.00			162.10
MED	S. PARAGORIO 04 US5144 T33	M	66.5343		161.25	162.79			162.02
MED	S. PARAGORIO 05 US5172	M	69.0012		173.58	175.41		172.19	173.73
MED	S. PARAGORIO 05 US5188	M	64.0674		159.36	164.37			161.86
MED	S. PARAGORIO 05 US5212 T52	M	76.4019		178.32	177.91		175.97	177.40
MED	S. PARAGORIO 05 US5217	M	71.4681			179.62			179.62
MED	S. PARAGORIO 05 US5304 T69	M	69.0012		169.31	170.15			169.73
MED	S. PARAGORIO 97 US3554C	M	70.23465		172.63				172.63
MED	S. PARAGORIO 97 US3554D	M	71.4681		173.58				173.58
MED	S. PARAGORIO 97 US3581	M	61.6005			164.37			164.37
MED	S. PARAGORIO 97 US3610 A	M	64.0674		178.32	173.04			175.68
MED	S. PARAGORIO 97 US3623	M	61.6005		165.28	167.26		167.36	166.63
MED	S. PARAGORIO 97 US3688	M	76.4019		176.18	176.73		177.32	176.74
MED	S. PARAGORIO 97 US3706	M	73.935		174.05	172.26		173.40	173.23
MED	S. PARAGORIO 97 US3714	M	69.0012		161.96	170.94		168.87	167.26
MED	S. PARAGORIO 04 US5140 T30	F	44.3322		149.88				149.88
MED	S. PARAGORIO 04 US5149	F	61.6005		145.61	156.48		156.79	152.96
MED	S. PARAGORIO 05 US5190	F	61.6005		151.30	160.95		155.13	155.79
MED	S. PARAGORIO 05 US5223 T55	F	51.7329		157.93	157.53		156.34	157.27
MED	S. PARAGORIO 05 US5298 T67	F	51.7329			155.16			155.16
MED	S. PARAGORIO 97 US3568A	F	54.1998		151.30				151.30
MED	S. PARAGORIO 97 US3614	F	61.6005		154.62				154.62
MED	S. PARAGORIO 97 US3617 A	F	56.6667		156.51	164.37			160.44
MED	S. PARAGORIO 97 US3702	F	44.3322		145.14	150.95		153.32	149.80

Appendix 16 – CSG properties of the right humerus of the burials analyzed in this study. Non-standardized data.

Abbreviations as in the title page of Appendices 1, 11-14.

NECROPOLIS	PERIOD	Burial	SEX	IX HUMR	IY HUMR	THET HUMR	IMAX HUMR	IMIN HUMR	TA HUMR	J HUMR	IXNN HUMR	IXY HUMR
ALF	V SEC	1	M				7723.62	5547.07	293.49	13270.69	1.39	
ALF	V SEC	3	M				9034.56	8158.57	337.81	17193.12	1.11	
ALF	V SEC	4	M	7178.73	6713.21	67.53	7274.84	6617.09	293.71	13891.93	1.10	1.07
ALF	V SEC	5	M	9362.64	8972.49	-55.68	9703.38	8631.74	338.24	18335.12	1.12	1.04
ALF	V SEC	6	M	9016.36	7098.50	75.65	9150.62	6964.24	316.05	16114.86	1.31	1.27
ALF	V SEC	9	M	13722.27	14602.48	-2.50	14604.16	13720.58	419.54	28324.74	1.06	0.94
ALF	V SEC?	12	M	10928.26	8147.35	-61.59	12079.01	6996.60	335.77	19075.61	1.73	1.34
ALF	V SEC?	18	M				6933.44	5371.29	285.16	12304.73	1.29	
ALF	V SEC	19	M	9046.03	9131.79	-42.17	9523.99	8653.84	333.39	18177.83	1.10	0.99
ALF	V SEC	21	M	10441.68	10218.30	69.56	10477.71	10182.27	357.79	20659.98	1.03	1.02
ALF	V SEC?	35	M	6619.80	5412.97	87.37	6622.35	5410.43	272.96	12032.78	1.22	1.22
ALF	V SEC	36	M				14702.16	12084.44	404.72	26786.60	1.22	
ALF	V SEC	40	M				11493.20	9937.91	363.55	21431.11	1.16	
ALF	V SEC	42	M				10381.32	10118.99	370.29	20500.31	1.03	
ALF	V SEC?	53	M									
ALF	V SEC	68	M	11197.09	9594.33	-77.79	11275.89	9515.53	358.31	20791.42	1.18	1.17
ALF	V SEC	73	M				10033.67	7496.71	328.81	17530.38	1.34	
ALF	V SEC?	77	M				7932.76	6413.27	307.72	14346.03	1.24	
ALF	V SEC	82	M	12254.04	11160.99	86.34	12258.53	11156.51	382.33	23415.04	1.10	1.10
ALF	V SEC?	84	M	14028.36	12623.90	60.38	14698.90	11953.35	406.24	26652.25	1.23	1.11
ALF	V SEC	86	M	8041.37	6442.27	74.06	8183.49	6300.16	299.51	14483.65	1.30	1.25
ALF	V SEC	88	M				6387.58	5817.26	276.20	12204.84	1.10	
ALF	V SEC	89	M	11301.58	10249.27	63.10	11666.47	9884.39	364.47	21550.86	1.18	1.10
ALF	V SEC?	90	M	12728.86	13087.18	7.52	13093.54	12722.50	399.85	25816.04	1.03	0.97
ALF	V SEC?	98	M	12064.45	10863.15	85.77	12071.07	10856.53	376.83	22927.60	1.11	1.11
ALF	V SEC	109	M	11255.44	12746.34	-21.95	13035.60	10966.18	385.43	24001.78	1.19	0.88
ALF	V SEC	112	M				11348.27	10372.00	364.96	21720.27	1.09	
ALF	V SEC	114	M	12169.35	10225.00	-80.89	12220.65	10173.70	373.44	22394.35	1.20	1.19
ALF	V SEC	115	M	7681.57	6912.38	-88.94	7681.84	6912.11	301.51	14593.95	1.11	1.11
ALF	V SEC	116	M	7917.44	8418.47	-35.50	8927.04	7394.39	327.51	16321.43	1.21	0.94
ALF	V SEC	117	M	10896.62	8474.63	85.14	10914.27	8456.98	345.43	19371.25	1.29	1.29
ALF	V SEC	119	M	10673.77	6669.11	86.57	10688.25	6654.63	321.75	17342.88	1.61	1.60
ALF	V SEC?	121	M	8605.96	7002.15	68.58	8897.56	6710.55	310.46	15608.11	1.33	1.23
ALF	V SEC	126	M	10426.20	8689.71	-78.28	10504.24	8611.66	344.06	19115.90	1.22	1.20
ALF	V SEC	130	M	9194.95	8105.55	-88.80	9195.42	8105.07	327.72	17300.49	1.13	1.13
ALF	V SEC	132	M	8261.53	7958.39	52.98	8661.52	7558.40	317.02	16219.92	1.15	1.04
ALF	V SEC	7	F				6612.37	5220.29	278.94	11832.66	1.27	
ALF	V SEC	8	F				4893.51	3691.97	230.47	8585.48	1.33	
ALF	V SEC	10	F	7177.20	5741.22	-75.48	7280.47	5637.95	283.31	12918.42	1.29	1.25
ALF	V SEC	37	F									
ALF	V SEC	49	F									
ALF	V SEC	65	F	6643.26	5865.13	62.78	6923.16	5585.23	278.00	12508.39	1.24	1.13
ALF	V SEC	69	F	4786.38	3405.93	71.41	4962.38	3229.93	221.50	8192.31	1.54	1.41
ALF	V SEC	70	F	4900.82	5135.97	28.54	5234.74	4802.05	249.85	10036.79	1.09	0.95
ALF	V SEC	72	F	5028.56	4607.76	54.74	5457.66	4173.02	250.45	9630.68	1.31	1.09
ALF	V SEC	76	F	7852.21	8344.75	14.57	8380.43	7816.53	317.54	16196.96	1.07	0.94
ALF	V SEC	79	F				5184.36	4443.96	242.60	9628.32	1.17	
ALF	V SEC	85	F				4961.45	3791.38	239.54	8752.83	1.31	
ALF	V SEC	110	F				5971.39	4488.34	261.81	10459.73	1.33	
ALF	V SEC	111	F				6847.35	5846.56	290.00	12693.91	1.17	
ALF	V SEC	113	F				5423.90	4454.09	255.90	9877.99	1.22	
ALF	V SEC	118	F	7350.16	7113.05	-51.37	7768.93	6694.29	298.99	14463.22	1.16	1.03
ALF	V SEC	120	F				7373.96	5747.02	293.66	13120.98	1.28	
ALF	V SEC	124	F				5087.29	4109.82	238.70	9197.11	1.24	
ALF	V SEC	127	F				7774.12	5783.86	296.65	13557.98	1.34	
ALF	V SEC?	128	F	7409.58	7087.79	-60.59	7559.48	6937.89	299.96	14497.37	1.09	1.05
ALF	O-A	39	M				6444.25	3975.39	258.16	10419.64	1.62	
ALF	O-A	41	M	10150.18	9871.20	55.39	10403.78	9617.60	352.57	20021.38	1.08	1.03
ALF	O-A	66	M	8569.51	7703.37	79.98	8597.42	7675.46	317.80	16272.88	1.12	1.11
ALF	O-A	67	M	10608.05	11809.49	-8.72	11838.44	10579.10	373.87	22417.54	1.12	0.90
ALF	O-A	78	M	7498.87	7638.49	39.94	7966.07	7171.29	305.93	15137.36	1.11	0.98
ALF	O-A	83	M				8975.84	7281.94	327.79	16257.78	1.23	
ALF	O-A	91	M	8154.82	6850.69	62.45	8642.51	6363.00	303.95	15005.51	1.36	1.19
ALF	O-A	97	M	13029.99	12386.95	62.75	13262.05	12154.88	397.90	25416.93	1.09	1.05
ALF	O-A	102	M									
ALF	O-A	105	M	12192.12	12554.84	-20.45	12613.40	12133.55	393.11	24746.95	1.04	0.97
ALF	O-A	93	F	6629.65	7218.91	-28.98	7479.78	6368.78	293.00	13848.56	1.17	0.92
ALF	O-A	122	F	6908.39	5380.38	63.86	7392.96	4895.80	273.27	12288.76	1.51	1.28
BAR	O-A	5	M	11885.50	11229.62	-61.78	12179.69	10909.85	390.01	23095.59	1.12	1.06

NECROPOLIS	PERIOD	Burial	SEX	IX HUMR	IY HUMR	THET HUMR	IMAX HUMR	IMIN HUMR	TA HUMR	J HUMR	IXNN HUMR	IXY HUMR
BAR	O-A	13	M	10499.93	10102.87	-53.66	11003.13	9578.76	369.67	20585.70	1.15	1.04
BAR	O-A	14	M	10346.82	10916.41	-30.55	11217.23	10022.35	374.39	21244.69	1.12	0.95
BAR	O-A	16	M				9270.30	8447.64	343.23	17722.20	1.10	
BAR	O-A	21	M	9395.83	7765.26	-67.96	9731.66	7418.18	334.80	17148.92	1.31	1.21
BAR	O-A	23	M				9445.66	8288.28	342.96	17737.02	1.14	
BAR	O-A	29	M				11151.80	9085.39	365.77	20238.47	1.23	
BAR	O-A	30	M	7051.02	7895.08	-16.32	7972.24	6959.66	314.84	14933.92	1.15	0.89
BAR	O-A	31	M	8644.62	8760.88	39.50	8983.35	8402.99	340.14	17391.28	1.07	0.99
BAR	O-A	32	M				3985.72	3395.43	220.27	7381.11	1.17	
BAR	O-A	38	M	11193.56	9020.90	-76.95	11337.28	8862.70	361.90	20199.85	1.28	1.24
BAR	O-A	39	M				6664.82	5571.30	283.14	12236.65	1.20	
BAR	O-A	40	M	10694.38	10588.55	46.41	11873.75	9390.76	372.37	21264.86	1.26	1.01
BAR	O-A	42	M	9004.64	7945.58	-82.61	9035.35	7899.50	335.20	16937.55	1.14	1.13
BAR	O-A	47	M	9150.81	7375.40	-65.60	9626.97	6890.25	327.97	16514.91	1.40	1.24
BAR	O-A	49	M				6397.97	6048.97	287.16	12449.67	1.06	
BAR	O-A	52	M	12749.46	12104.38	-53.77	13544.10	11285.15	405.52	24832.44	1.20	1.05
BAR	O-A	54	M	10210.89	9980.68	59.67	10354.28	9813.49	366.35	20174.75	1.06	1.02
BAR	O-A	64	M	7191.93	7234.19	-43.58	7549.91	6862.25	308.94	14414.93	1.10	0.99
BAR	O-A	68	M?				7133.55	6310.06	298.19	13445.44	1.13	
BAR	O-A	70	M	9782.21	8906.16	55.60	10582.27	8092.32	350.34	18673.73	1.31	1.10
BAR	O-A	74	M				13148.41	12200.25	410.64	25357.72	1.08	
BAR	O-A	81	M	11944.67	12215.71	39.38	12747.15	11385.40	398.89	24138.94	1.12	0.98
BAR	O-A	87	M				12804.62	11035.42	397.37	23844.57	1.16	
BAR	O-A	90	M	12124.90	9130.69	89.99	12147.37	9095.36	372.02	21241.13	1.34	1.33
BAR	O-A	97	M?	13180.85	13275.57	43.70	14083.10	12343.12	417.57	26432.63	1.14	0.99
BAR	O-A	113	M	13147.27	10730.82	76.48	13323.06	10536.20	397.92	23859.85	1.26	1.23
BAR	O-A	114	M	13757.02	12856.31	-65.44	14028.82	12553.77	419.63	26590.26	1.12	1.07
BAR	O-A	115	M	10585.56	9201.63	67.93	10878.39	8892.27	361.58	19771.98	1.22	1.15
BAR	O-A	121	M	8635.99	9642.54	-19.07	9779.08	8480.93	342.03	18262.91	1.15	0.90
BAR	O-A	128	M	12919.29	10853.75	-86.43	12952.71	10798.78	395.35	23754.44	1.20	1.19
BAR	O-A	84(bis)	M				6944.26	6119.42	293.43	13065.32	1.13	
BAR	O-A	20	F	6596.62	5745.99	-58.65	7109.31	5226.22	284.08	12334.23	1.36	1.15
BAR	O-A	22	F	4181.16	3539.26	69.02	4293.22	3423.20	224.16	7716.03	1.25	1.18
BAR	O-A	25	F	5000.97	4175.96	65.00	5233.95	3938.32	241.96	9171.48	1.33	1.20
BAR	O-A	33	F				5351.80	4376.00	252.65	9727.73	1.22	
BAR	O-A	34	F				4557.85	4064.85	237.80	8623.24	1.12	
BAR	O-A	36	F				6983.37	5718.03	288.77	12701.67	1.22	
BAR	O-A	43	F				3846.37	2852.60	207.36	6698.30	1.35	
BAR	O-A	55	F				9077.44	6550.19	319.60	15625.63	1.39	
BAR	O-A	59	F				4432.74	3534.37	228.00	7966.73	1.25	
BAR	O-A	61	F	4301.66	3662.09	-85.75	4306.03	3653.08	227.36	7959.14	1.18	1.17
BAR	O-A	62	F				7793.84	5490.98	293.18	13282.82	1.42	
BAR	O-A	65	F				6907.02	5174.56	277.95	12080.54	1.33	
BAR	O-A	67	F									
BAR	O-A	69	F				4705.53	3742.82	235.36	8447.97	1.26	
BAR	O-A	94	F	4434.04	4348.04	48.23	4795.78	3980.48	237.44	8776.22	1.20	1.02
BAR	O-A	96	F									
BAR	O-A	98	F				4801.21	3568.45	232.38	8368.85	1.35	
BAR	O-A	100	F?	3777.58	3365.55	82.04	3785.78	3353.03	214.95	7138.96	1.13	1.12
BAR	O-A	110	F?				6134.11	4513.33	260.33	10646.33	1.36	
BAR	O-A	112	F				5926.33	5387.35	273.88	11315.28	1.10	
BAR	O-A	119	F				5069.54	3841.60	240.89	8910.41	1.32	
BAR	O-A	125	F				4921.12	4070.34	242.98	8991.41	1.21	
BAR	O-A	132	F	6737.51	6862.77	39.57	7111.97	6475.36	298.72	13589.81	1.10	0.98
BAZ	V SEC	387	M				7183.94	6438.81	299.10	13624.91	1.12	
BAZ	V SEC	404	M	10310.10	8640.81	-89.44	10326.68	8608.47	353.24	18936.95	1.20	1.19
BAZ	V SEC	471	M				16507.92	14681.17	455.59	31198.63	1.12	
BAZ	V SEC	491	M				7986.92	5450.41	295.32	13434.86	1.47	
BAZ	V SEC	506	M				6894.90	5400.65	283.83	12295.12	1.28	
BAZ	V SEC	533	M				9349.84	8396.83	339.29	17750.49	1.11	
BAZ	V SEC?	649	M	7196.06	6442.03	88.72	7203.72	6422.58	299.77	13628.36	1.12	1.12
BAZ	V SEC?	776	M				9541.74	8558.54	346.73	18104.20	1.11	
BAZ	V SEC?	794	M				7040.83	5514.02	285.41	12554.43	1.28	
BAZ	V SEC?	808	M	13091.47	13118.38	-44.79	13697.97	12479.92	417.34	26186.38	1.10	1.00
BAZ	V SEC?	824	M				15816.03	13726.02	443.69	29549.14	1.15	
BAZ	V SEC?	839	M?									
BAZ	V SEC?	850	M				14229.36	12252.17	415.95	26486.96	1.16	
BAZ	V SEC	863	M				14832.37	12631.11	427.35	27468.63	1.17	
BAZ	V SEC	907	M	11468.25	10487.82	-57.17	12199.92	9737.42	379.69	21938.11	1.25	1.09

NECROPOLIS	PERIOD	Burial	SEX	IX HUMR	IY HUMR	THET HUMR	IMAX HUMR	IMIN HUMR	TA HUMR	J HUMR	IXNN HUMR	IXY HUMR
BAZ	V SEC?	928	M									
BAZ	V SEC	939	M	6527.40	5695.97	75.07	6597.30	5616.96	284.22	12215.09	1.17	1.15
BAZ	V SEC	952	M				7046.68	5461.37	286.69	12507.47	1.29	
BAZ	V SEC	956	M				9916.70	8331.60	345.18	18250.19	1.19	
BAZ	V SEC	978	M	10424.86	11309.66	-24.18	11533.81	10176.70	379.99	21715.30	1.13	0.92
BAZ	V SEC	983	M				12852.27	11602.50	404.02	24461.87	1.11	
BAZ	V SEC	990	M	10920.74	8411.13	-84.57	10962.20	8357.48	356.44	19318.72	1.31	1.30
BAZ	V SEC	995	M									
BAZ	V SEC	1023	M				11109.60	10466.56	377.21	21583.72	1.06	
BAZ	V SEC?	1028	M?				9808.11	7586.71	334.99	17394.28	1.29	
BAZ	V SEC	1036	M				11275.86	9005.73	365.02	20282.19	1.25	
BAZ	V SEC	1040	M	10305.46	9894.84	52.45	10935.96	9245.07	366.86	20183.62	1.18	1.04
BAZ	V SEC	1042	M	11777.62	11437.80	49.24	12828.96	10365.10	391.47	23195.50	1.24	1.03
BAZ	V SEC	1123	M	11000.94	13137.19	-27.49	13933.36	10185.19	399.24	24115.80	1.37	0.84
BAZ	V SEC	1134	M				10143.74	9713.67	362.36	19864.61	1.04	
BAZ	V SEC	1137	M				8284.19	7674.00	325.52	15962.11	1.08	
BAZ	V SEC	1150	M	9062.59	8903.62	-47.43	10002.13	7949.28	343.35	17951.62	1.26	1.02
BAZ	V SEC?	1156	M	11509.90	9123.40	-85.05	11548.45	9070.07	369.69	20618.56	1.27	1.26
BAZ	V SEC	1174	M	11253.56	11363.54	26.61	11399.40	11187.87	388.82	22597.44	1.02	0.99
BAZ	V SEC	1176	M				11636.97	10680.23	385.79	22324.00	1.09	
BAZ	V SEC	1180	M									
BAZ	V SEC	1214	M				10112.64	7915.95	345.20	18028.38	1.28	
BAZ	V SEC	1218	M				11237.00	10238.64	378.45	21481.69	1.10	
BAZ	V SEC	1226	M				13002.20	11624.80	401.33	24633.68	1.12	
BAZ	V SEC	1236	M	9678.57	9453.84	61.21	9796.04	9314.17	356.86	19116.68	1.05	1.02
BAZ	V SEC?,DIST	1245	M	9520.63	9127.16	-54.12	9981.33	8648.40	352.24	18632.71	1.15	1.04
BAZ	V SEC?	1332	M	9601.41	8213.28	-82.66	9639.27	8160.25	342.49	17801.54	1.18	1.17
BAZ	V SEC?	1333	M				10474.71	9621.55	365.47	20101.96	1.09	
BAZ	V SEC?	1334	M				8232.39	6732.37	313.60	14965.33	1.22	
BAZ	V SEC?	1337	M				11906.08	10061.35	382.17	21970.50	1.18	
BAZ	V SEC?	1347	M				9884.82	8182.09	345.19	18068.31	1.21	
BAZ	V SEC?	1360	M				9681.42	8569.68	348.48	18254.64	1.13	
BAZ	V SEC?	1379	M	12692.85	8605.40	71.15	13259.02	8034.69	370.86	21285.75	1.65	1.47
BAZ	V SEC?	1418	M	10312.58	8417.03	63.71	10946.27	7772.78	349.70	18716.17	1.41	1.23
BAZ	V SEC?	1471	M	7301.02	7016.70	78.40	7321.51	6981.52	308.34	14306.87	1.05	1.04
BAZ	V SEC?	1484	M	8875.32	6071.01	-66.56	9539.09	5404.71	309.11	14938.40	1.76	1.46
BAZ	V SEC?	1496	M	13132.12	11247.44	82.01	13170.01	11209.55	389.10	24379.56	1.17	1.17
BAZ	V SEC?	1586	M				16380.35	15661.02	462.27	32056.96	1.05	
BAZ	V SEC?	1306A	M	9163.23	8258.82	-66.48	9390.44	8016.14	339.53	17408.73	1.17	1.11
BAZ	V SEC?	1306B	M				10483.89	9249.03	362.59	19736.92	1.13	
BAZ	V SEC	384A	M									
BAZ	V SEC	884	IND				8609.10	8288.97	333.74	16903.64	1.04	
BAZ	V SEC	1201	IND									
BAZ	V SEC?	768	F				7263.07	6056.21	292.87	13319.97	1.20	
BAZ	V SEC	810	F	4574.28	3500.19	77.46	4631.71	3439.42	229.22	8070.34	1.35	1.31
BAZ	V SEC	817	F									
BAZ	V SEC?	837	F				5857.80	3564.00	243.51	9419.74	1.64	
BAZ	V SEC	855	F	5606.50	4551.22	71.54	5743.21	4409.12	258.70	10151.66	1.30	1.23
BAZ	V SEC?	887	F	8005.18	9217.62	-27.09	9644.60	7563.79	337.61	17208.18	1.28	0.87
BAZ	V SEC	892	F				8436.07	6715.17	316.15	15151.25	1.26	
BAZ	V SEC?	922	F	3162.25	2840.75	71.96	3199.80	2799.98	198.49	5999.67	1.14	1.11
BAZ	V SEC	969	F?				6127.60	5441.05	274.14	11569.97	1.13	
BAZ	V SEC	997	F?	10607.03	10576.99	-45.63	11622.82	9541.45	375.19	21165.99	1.22	1.00
BAZ	V SEC	1191	F	8850.22	6941.75	79.95	8924.45	6857.88	319.10	15781.61	1.30	1.27
BAZ	V SEC	1228	F				4881.91	3381.88	231.53	8262.63	1.44	
BAZ	V SEC?	1469	F	7242.61	5868.48	-66.28	7581.22	5522.93	292.55	13102.65	1.37	1.23
BAZ	V SEC?	1530	F				6501.55	5702.63	281.18	12205.48	1.14	
BAZ	V SEC?	1590	F?				8319.75	6655.97	314.85	14975.82	1.25	
BAZ	IMP	742	M									
BAZ	IMP	734	F				5456.69	4523.39	256.73	9980.17	1.21	
BAZ	O-A	406	M									
BAZ	O-A	407	M				9493.55	8500.84	345.94	17998.21	1.12	
BAZ	O-A	408	M				7572.90	6431.37	303.93	14005.44	1.18	
BAZ	O-A	411	M				8223.23	7165.72	319.72	15391.07	1.15	
BAZ	O-A	417	M				10932.41	8463.62	358.06	19395.55	1.29	
BAZ	O-A	423	M				7674.90	7199.34	314.02	14877.97	1.07	
BAZ	O-A	426	M				10162.03	8156.67	347.88	18319.23	1.25	
BAZ	O-A	428	M				5950.63	3987.10	254.02	9936.00	1.49	
BAZ	O-A	440	M				6935.10	5654.66	286.35	12589.96	1.23	

NECROPOLIS	PERIOD	Burial	SEX	IX HUMR	IY HUMR	THET HUMR	IMAX HUMR	IMIN HUMR	TA HUMR	J HUMR	IXNNH UMR	IXY HUMR
BAZ	O-A	441	M	9230.40	8676.51	-73.21	9300.24	8587.73	344.59	17892.74	1.08	1.06
BAZ	O-A	444	M									
BAZ	O-A	536	M				6109.72	5375.04	276.05	11485.92	1.14	
BAZ	O-A	541	M									
BAZ	O-A	560	M				9148.10	7605.05	332.78	16754.42	1.20	
BAZ	O-A	565	M	10327.81	10703.02	-19.68	10759.07	10245.90	372.72	21012.67	1.05	0.96
BAZ	O-A	579	M									
BAZ	O-A	589	M?				7131.60	5577.22	288.82	12708.37	1.28	
BAZ	O-A	632	M				8856.03	6936.86	321.53	15792.59	1.28	
BAZ	O-A	633	M									
BAZ	O-A	636	M									
BAZ	O-A	659	M	8432.09	9829.42	16.89	9971.85	8272.39	347.52	18245.74	1.21	0.86
BAZ	O-A	661	M				9449.21	7682.24	337.13	17132.18	1.23	
BAZ	O-A	670	M				11358.52	10428.43	380.66	21793.49	1.09	
BAZ	O-A	673	M				11148.49	10090.35	375.66	21244.50	1.10	
BAZ	O-A	682	M	10967.54	11978.16	-30.55	12516.46	10406.04	388.16	22925.12	1.20	0.92
BAZ	O-A	691	M				10244.62	9284.81	360.63	19534.34	1.10	
BAZ	O-A	692	M									
BAZ	O-A	698	M									
BAZ	O-A	699	M				9292.58	7101.96	327.13	16393.68	1.31	
BAZ	O-A	735	M				5415.17	3581.27	240.04	8994.90	1.51	
BAZ	O-A	736	M	10199.76	10783.76	27.42	10997.19	9962.51	374.64	20965.27	1.10	0.95
BAZ	O-A	740	M				8994.32	5487.55	306.26	14477.58	1.64	
BAZ	O-A	747	M				9594.41	6652.07	326.33	16243.57	1.44	
BAZ	O-A	772	M	9463.66	8524.22	88.61	9477.98	8492.21	344.45	17974.02	1.12	1.11
BAZ	O-A	793	M				12443.20	10764.99	392.41	23212.68	1.16	
BAZ	O-A	840	M				7186.42	6407.79	300.53	13596.25	1.12	
BAZ	O-A	842	M				7130.36	6345.78	298.66	13478.11	1.12	
BAZ	O-A	866	M				9197.97	7294.07	329.03	16492.07	1.26	
BAZ	O-A	868	M				12534.79	10095.30	387.97	22631.31	1.24	
BAZ	O-A	870	M									
BAZ	O-A	890	M									
BAZ	O-A	897	M?				5335.01	3489.94	236.81	8823.41	1.53	
BAZ	O-A	899	M									
BAZ	O-A	912	M				7042.29	5594.80	287.74	12636.89	1.26	
BAZ	O-A	924	M									
BAZ	O-A	945	M	13565.83	11560.09	-78.79	13676.33	11426.04	407.59	25105.77	1.20	1.17
BAZ	O-A	976	M	8052.89	6899.68	81.20	8091.09	6849.61	312.08	14942.02	1.18	1.17
BAZ	O-A	1014	M				4757.78	4502.66	247.17	9261.79	1.06	
BAZ	O-A	1016	M									
BAZ	O-A	1031	M				8859.74	8334.71	336.72	17199.46	1.06	
BAZ	O-A	1038	M	7265.25	6064.63	-65.41	7593.25	5728.73	295.34	13320.98	1.33	1.20
BAZ	O-A	1112	M									
BAZ	O-A	1119	M				15896.84	13450.38	440.89	29352.59	1.18	
BAZ	O-A	1145	M				6958.66	5842.71	290.45	12802.08	1.19	
BAZ	O-A	1204	M	10271.54	9727.66	50.84	11388.31	8595.83	362.07	19982.86	1.32	1.06
BAZ	O-A	1205	M				9553.85	8435.72	344.24	17992.94	1.13	
BAZ	O-A	1206	M				9060.24	8127.56	337.97	17191.34	1.11	
BAZ	O-A	1223	M?									
BAZ	O-A	1242	M	10517.04	11024.28	-39.17	12001.09	9520.95	375.09	21522.53	1.26	0.95
BAZ	O-A	1251	M				7970.95	7210.07	316.26	15183.99	1.11	
BAZ	O-A	1273	M?				7906.56	7634.11	321.39	15545.52	1.04	
BAZ	O-A?	1325	M				8599.90	7563.64	326.20	16166.14	1.14	
BAZ	O-A	1339	M	9469.01	7851.64	76.27	9586.34	7721.47	337.69	17308.32	1.24	1.21
BAZ	O-A	1359	M				8429.36	7800.60	328.54	16234.00	1.08	
BAZ	O-A	1376	M				6965.21	5926.63	292.27	12892.80	1.18	
BAZ	O-A?	1382	M	9926.13	7705.54	-70.09	10279.01	7343.41	339.53	17619.88	1.40	1.29
BAZ	O-A	1423	M				7943.80	6697.36	309.79	14642.31	1.19	
BAZ	O-A	1426	M	12333.31	11471.06	-58.60	12879.65	10901.01	394.44	23784.32	1.18	1.08
BAZ	O-A	1512	M				11551.27	8284.99	360.71	19833.46	1.39	
BAZ	O-A	1515	M	10251.62	9750.54	-55.67	10718.56	9263.88	364.68	19985.78	1.16	1.05
BAZ	O-A	1520	M				5338.65	4600.59	255.89	9939.75	1.16	
BAZ	O-A	1521	M				8307.87	7434.12	323.26	15744.89	1.12	
BAZ	O-A	1522	M				6054.96	5157.93	272.13	11213.51	1.17	
BAZ	O-A	1529	M	11131.24	8970.94	89.35	11150.62	8936.37	365.96	20087.68	1.25	1.24
BAZ	O-A	1531	M				9966.82	8829.21	352.17	18799.82	1.13	
BAZ	O-A	1534	M				11448.71	8195.09	359.45	19640.97	1.40	
BAZ	O-A	1544	M				8798.38	7621.30	328.99	16421.95	1.15	
BAZ	O-A	1547	M				7999.00	5585.02	297.33	13581.83	1.43	

NECROPOLIS	PERIOD	Burial	SEX	IX HUMR	IY HUMR	THET HUMR	IMAX HUMR	IMIN HUMR	TA HUMR	J HUMR	IXNNH UMR	IXY HUMR
BAZ	O-A	1549	M				7034.78	6618.57	300.54	13656.55	1.06	
BAZ	O-A	1557	M				11741.45	11184.43	390.34	22934.82	1.05	
BAZ	O-A	1558	M				7386.92	4299.79	272.97	11683.37	1.72	
BAZ	O-A	1572	M				11520.04	8595.30	364.96	20113.69	1.34	
BAZ	O-A	1574	M				7147.51	5975.69	295.19	13123.89	1.20	
BAZ	O-A	1584	M				8858.52	7534.09	330.50	16394.39	1.18	
BAZ	O-A	1585	M				14085.38	9800.64	395.85	23881.36	1.44	
BAZ	O-A	1597	M	6315.49	6062.96	64.21	6400.01	5967.00	286.40	12369.44	1.07	1.04
BAZ	<i>O-A_DIST</i>	625BIS	M				6836.56	5483.30	282.44	12319.78	1.25	
BAZ	<i>O-A_DIST</i>	626A	M?				11877.38	9474.43	374.70	21352.48	1.25	
BAZ	O-A	630B	M				11577.50	9222.97	370.34	20801.03	1.26	
BAZ	O-A	672B	M?	8685.83	7549.08	-71.50	8842.11	7379.70	327.48	16223.06	1.20	1.15
BAZ	O-A	386	F				5138.67	3473.81	233.48	8611.14	1.48	
BAZ	O-A	398	F				5462.50	3748.55	243.77	9209.65	1.46	
BAZ	O-A	455	F				4509.64	3822.82	234.05	8332.53	1.18	
BAZ	O-A	475	F				3632.30	3274.04	212.58	6906.55	1.11	
BAZ	O-A	502	F									
BAZ	O-A	534	F				5013.08	4192.26	246.68	9205.42	1.20	
BAZ	O-A	554	F	8238.76	7276.70	-55.60	9108.57	6398.05	314.89	15504.12	1.42	1.13
BAZ	O-A	575	F?				11651.72	7181.98	344.97	18827.45	1.62	
BAZ	O-A	580	F				3832.80	2415.11	199.70	6247.04	1.59	
BAZ	O-A	600	F				6287.23	4477.75	264.72	10763.55	1.40	
BAZ	O-A	664	F				5026.34	3643.31	237.96	8668.66	1.38	
BAZ	O-A	666	F									
BAZ	O-A	689	F				7048.49	6209.96	293.91	13260.15	1.14	
BAZ	O-A	846	F	6021.77	5220.38	-67.15	6200.92	5033.84	272.33	11234.76	1.23	1.15
BAZ	O-A	873	F				6361.97	5652.93	279.16	12016.36	1.13	
BAZ	O-A	877	F				6555.66	5292.18	278.24	11847.81	1.24	
BAZ	O-A	913	F	3959.72	3931.27	45.63	4697.29	3189.71	223.46	7885.85	1.47	1.01
BAZ	O-A	985	F	7138.33	5844.56	89.40	7145.60	5828.61	292.65	12974.46	1.23	1.22
BAZ	O-A	1006	F				5469.13	4640.26	258.51	10109.75	1.18	
BAZ	O-A	1114	F				7430.55	6357.56	301.54	13789.38	1.17	
BAZ	O-A	1182	F				6389.51	5397.81	277.95	11787.94	1.18	
BAZ	O-A	1233	F				6996.76	4779.14	276.53	11773.86	1.46	
BAZ	O-A	1276	F				6687.96	4350.54	264.97	11036.24	1.54	
BAZ	O-A	1346	F				3717.56	3316.65	215.15	7034.39	1.12	
BAZ	O-A	1358	F				8241.37	7355.39	319.76	15599.54	1.12	
BAZ	O-A	1387	F				6276.50	4642.87	266.45	10918.29	1.35	
BAZ	O-A	1518	F?				6161.23	4733.84	266.74	10894.39	1.30	
BAZ	O-A	1537	F				7189.69	5149.29	283.52	12337.36	1.40	
BAZ	O-A	1543	F				7054.45	5458.22	286.14	12512.07	1.29	
BAZ	O-A	1562	F				6258.36	5226.55	274.81	11485.31	1.20	
BAZ	O-A	1589	F?				6278.97	5799.39	282.27	12080.51	1.08	
BAZ	O-A	1602	F?				7417.32	6864.88	306.50	14285.33	1.08	
BAZ	O-A	671B	F				3279.64	3006.62	202.95	6286.40	1.09	
BAZ	ELL	388	M				7019.75	5567.77	286.98	12587.29	1.26	
BAZ	ELL	467	M				10286.29	8169.70	348.38	18456.22	1.26	
BAZ	ELL	473	M				7996.64	7421.78	319.95	15422.13	1.08	
BAZ	ELL	495	M									
BAZ	ELL	497	M									
BAZ	ELL	501	M				10920.56	8954.49	361.92	19876.50	1.22	
BAZ	ELL	515	M				10532.30	8199.77	351.32	18731.74	1.28	
BAZ	ELL	520	M	12668.53	11785.49	-66.10	12913.51	11513.34	403.42	24433.29	1.12	1.07
BAZ	ELL	543	M	11744.01	10150.42	-65.20	12202.61	9674.14	378.69	21877.24	1.26	1.16
BAZ	ELL	555	M	11123.46	9370.78	-69.92	11415.71	9062.64	368.94	20478.76	1.26	1.19
BAZ	ELL	561	M	7958.27	7590.67	-67.52	8045.82	7487.28	321.80	15536.95	1.07	1.05
BAZ	ELL	566	M				10464.06	7523.09	342.11	17984.70	1.39	
BAZ	ELL	574	M									
BAZ	ELL	578	M				15073.05	10899.08	412.03	25968.65	1.38	
BAZ	<i>ELL_DIST</i>	614	M	9204.69	8875.13	-59.72	9394.76	8665.68	347.18	18065.27	1.08	1.04
BAZ	ELL	625	M									
BAZ	ELL	651	M	8435.31	8661.62	-32.82	8814.99	8263.10	335.27	17082.94	1.07	0.97
BAZ	ELL	658	M				8372.09	7175.86	321.05	15547.94	1.17	
BAZ	ELL	669	M				8920.64	6849.56	323.20	15769.46	1.30	
BAZ	<i>ELL_DIST</i>	679	M				8134.32	6136.01	306.44	14269.28	1.33	
BAZ	ELL	684	M	8749.45	8592.04	-56.47	8893.56	8428.65	339.55	17327.53	1.06	1.02
BAZ	ELL	686	M				10805.71	7883.68	349.48	18687.22	1.37	
BAZ	ELL	688	M				6704.37	5255.50	281.08	11959.44	1.28	
BAZ	ELL	782	M				8108.95	6392.07	308.66	14500.79	1.27	

NECROPOLIS	PERIOD	Burial	SEX	IX HUMR	IY HUMR	THET HUMR	IMAX HUMR	IMIN HUMR	TA HUMR	J HUMR	IXNN HUMR	IXY HUMR
BAZ	ELL	788	M	10048.94	9804.84	-65.74	10130.35	9699.80	362.17	19837.32	1.04	1.02
BAZ	ELL	803	M	10368.24	7844.89	-86.11	10396.66	7805.89	344.80	18201.20	1.33	1.32
BAZ	ELL	804	M				13409.32	9413.56	387.89	22818.80	1.42	
BAZ	ELL	816	M	9345.95	9149.60	48.96	10014.06	8464.24	349.64	18480.44	1.18	1.02
BAZ	ELL	858	M?				10880.96	9209.57	365.87	20093.14	1.18	
BAZ	ELL	900	M				10284.06	9579.05	362.68	19869.23	1.07	
BAZ	ELL	901	M	8540.17	8553.64	-44.97	9685.49	7395.36	335.03	17079.97	1.31	1.00
BAZ	ELL?	909	M	10015.78	9382.43	-51.74	11095.77	8288.37	352.84	19382.58	1.34	1.07
BAZ	ELL	954	M	10358.93	10138.25	-48.79	11149.04	9328.70	368.78	20480.03	1.20	1.02
BAZ	ELL	960	M	9910.85	7078.24	-72.34	10247.25	6735.91	331.70	16979.01	1.52	1.40
BAZ	ELL?	964	M	7088.26	5681.75	-64.49	7512.66	5251.30	287.28	12761.96	1.43	1.25
BAZ	ELL	967	M	9164.36	8683.84	-56.60	9556.81	8274.51	343.70	17834.02	1.15	1.06
BAZ	ELL	968	M?				13425.49	11879.80	410.31	25311.74	1.13	
BAZ	ELL	979	M				11532.34	6743.29	342.08	18268.65	1.71	
BAZ	ELL	1012	M	11273.42	11650.27	29.99	11835.76	11059.78	390.43	22903.51	1.07	0.97
BAZ	ELL	1136	M				22093.96	17560.95	512.61	39657.87	1.26	
BAZ	ELL	1138	M				18620.77	13497.26	459.23	32113.79	1.38	
BAZ	ELL	1140	M				6152.35	4526.11	261.06	10677.35	1.36	
BAZ	ELL	1152	M	10202.07	12236.05	-21.82	12628.05	9789.98	383.74	22417.70	1.29	0.83
BAZ	ELL	1157	M	8725.15	8078.53	69.24	8847.34	7939.98	331.94	16790.72	1.11	1.08
BAZ	ELL	1169	M?				13096.46	11907.40	407.38	25011.62	1.10	
BAZ	ELL?	1172	M				13582.00	10095.67	391.22	23675.65	1.35	
BAZ	ELL	1192	M	11633.60	11811.22	-43.18	13012.04	10411.14	390.97	23424.23	1.25	0.98
BAZ	ELL	1210	M	15578.08	14690.81	-51.40	17214.97	13028.18	447.61	30241.73	1.32	1.06
BAZ	ELL	1211	M				16202.95	15039.47	451.81	31255.16	1.08	
BAZ	ELL	1243	M				9384.88	6139.35	317.50	15520.49	1.53	
BAZ	ELL	1265	M				8489.57	7071.56	320.94	15562.21	1.20	
BAZ	ELL	1367	M				9229.50	7614.37	333.43	16844.95	1.21	
BAZ	ELL	1378	M?				13358.45	12206.50	412.14	25573.27	1.09	
BAZ	ELL	1385	M?				7885.04	7045.06	314.93	14932.66	1.12	
BAZ	ELL	1388	M	15058.20	12847.40	68.27	15513.67	12367.50	430.09	27882.63	1.25	1.17
BAZ	ELL?	1393	M	8971.75	7527.01	67.35	9291.32	7196.24	329.84	16487.02	1.29	1.19
BAZ	ELL	1400	M				9338.20	7249.59	330.29	16587.31	1.29	
BAZ	ELL	1407	M	11749.13	9477.52	82.48	11810.88	9399.64	373.69	21211.10	1.26	1.24
BAZ	ELL	1415	M	8144.96	8114.88	-45.94	8759.59	7485.41	326.92	16246.87	1.17	1.00
BAZ	ELL	1419	M				7396.69	6776.64	305.68	14176.18	1.09	
BAZ	ELL	1422	M	8816.57	7675.72	70.78	8988.03	7490.87	330.60	16480.17	1.20	1.15
BAZ	ELL	1433	M	7192.38	6721.42	77.03	7226.56	6674.05	303.40	13903.52	1.08	1.07
BAZ	ELL	1436	M	7931.79	8936.88	-11.15	8977.35	7874.38	333.01	16854.49	1.14	0.89
BAZ	ELL	1437	M	7876.38	8280.84	10.03	8292.91	7846.53	327.46	16144.06	1.06	0.95
BAZ	ELL	1440	M				9566.37	6688.51	324.43	16252.14	1.43	
BAZ	ELL	1441	M	9874.75	8890.65	-71.73	10011.88	8735.66	353.32	18750.79	1.15	1.11
BAZ	ELL	1453	M				11285.03	9577.36	373.13	20865.31	1.18	
BAZ	ELL	1461	M				5863.70	5319.75	270.38	11184.97	1.10	
BAZ	ELL	1463	M	7778.00	7599.39	-51.46	8114.92	7247.77	318.00	15365.41	1.12	1.02
BAZ	ELL	1466	M	9049.63	8287.97	85.85	9066.24	8253.92	339.18	17324.21	1.10	1.09
BAZ	ELL	1470	M	9469.80	8658.97	-64.55	9724.98	8386.97	346.58	18114.62	1.16	1.09
BAZ	ELL	1473	M	8452.80	8793.16	-15.51	8820.69	8405.60	339.04	17231.73	1.05	0.96
BAZ	ELL	1477	M	9857.11	9152.93	-49.85	11644.19	7356.50	350.62	18994.88	1.58	1.08
BAZ	ELL	1478	M				10359.87	9822.70	366.86	20189.57	1.05	
BAZ	ELL	1482	M	11371.29	8527.82	-65.54	12137.43	7754.40	357.88	19885.89	1.57	1.33
BAZ	ELL	1495	M	16094.99	13080.12	89.63	16132.31	13017.14	440.26	29151.82	1.24	1.23
BAZ	ELL	1500	M				13479.35	10647.44	396.57	24127.36	1.27	
BAZ	ELL	1506	M									
BAZ	ELL	1608	M				11942.28	10524.95	385.69	22472.27	1.13	
BAZ	ELL	1659	M				9655.14	8162.87	343.76	17819.98	1.18	
BAZ	ELL	1660	M	14761.74	15687.14	-34.70	16534.73	13880.12	447.09	30420.04	1.19	0.94
BAZ	ELL	1140B	M	12916.79	15031.50	-22.96	15502.10	12417.87	428.29	27921.71	1.25	0.86
BAZ	ELL	396a	M									
BAZ	ELL	470A	M				10490.01	7263.97	340.14	17750.69	1.44	
BAZ	ELL	940	IND									
BAZ	ELL	1208	IND									
BAZ	ELL	484	F				8945.45	7663.37	330.59	16610.85	1.17	
BAZ	ELL	496	F									
BAZ	ELL	517	F?				10366.71	8757.60	356.69	19126.59	1.18	
BAZ	ELL	551	F	3611.76	3539.33	48.64	3875.63	3271.09	216.64	7146.60	1.18	1.02
BAZ	ELL	591	F	7212.92	5083.67	-82.99	7253.05	5039.10	282.85	12290.17	1.44	1.42
BAZ	ELL	597	F									
BAZ	ELL	617	F				7970.27	7467.32	320.67	15441.57	1.07	

NECROPOLIS	PERIOD	Burial	SEX	IX HUMR	IY HUMR	THET HUMR	IMAX HUMR	IMIN HUMR	TA HUMR	J HUMR	IXNN HUMR	IXY HUMR
BAZ	ELL	628	F				8362.37	7239.45	321.44	15603.84	1.16	
BAZ	ELL	641	F	5539.98	4711.14	-67.86	5708.98	4536.02	258.08	10244.68	1.26	1.18
BAZ	ELL	650	F				5821.88	5058.88	268.31	10881.58	1.15	
BAZ	ELL	653	F	5529.67	4013.36	83.15	5555.20	3984.24	248.70	9538.26	1.39	1.38
BAZ	ELL	678	F									
BAZ	ELL	685	F	11406.23	8582.56	-75.93	11616.75	8361.42	362.86	19975.45	1.39	1.33
BAZ	ELL_DIST	687	F	4459.94	3968.84	-78.47	4482.59	3940.63	234.39	8423.59	1.14	1.12
BAZ	ELL	770	F				5466.97	5228.01	263.80	10697.09	1.05	
BAZ	ELL	777	F				6845.97	5360.00	281.48	12205.53	1.28	
BAZ	ELL	784	F				3371.70	2236.07	189.51	5607.10	1.51	
BAZ	ELL	800	F	5310.88	4248.89	72.25	5435.57	4119.47	249.59	9554.28	1.32	1.25
BAZ	ELL	807	F				4519.86	3593.18	229.65	8112.65	1.26	
BAZ	ELL	820	F				4747.19	3518.67	231.67	8265.05	1.35	
BAZ	ELL	828	F?				8165.78	7376.71	320.68	15545.57	1.11	
BAZ	ELL	914	F				5524.58	3726.78	244.60	9249.85	1.48	
BAZ	ELL	915	F	10172.72	8401.40	-58.93	11207.01	7358.43	347.32	18560.68	1.52	1.21
BAZ	ELL	944	F?				7022.66	4325.72	270.21	11345.59	1.62	
BAZ	ELL	962	F	4527.10	3951.18	66.27	4667.63	3805.72	235.87	8473.14	1.23	1.15
BAZ	ELL	965	F									
BAZ	ELL	1009	F?				4330.82	3775.52	230.46	8106.58	1.15	
BAZ	ELL	1033	F				3508.75	3087.65	206.96	6596.41	1.14	
BAZ	ELL	1121	F									
BAZ	ELL	1128	F				6330.62	4884.31	270.33	11214.30	1.30	
BAZ	ELL	1166	F									
BAZ	ELL	1167	F	8232.93	6696.50	72.29	8418.83	6501.21	311.19	14919.42	1.29	1.23
BAZ	ELL_DIST	1250	F				6565.11	6268.47	291.06	12836.69	1.05	
BAZ	ELL	1261	F	2994.54	2167.50	89.24	2993.49	2167.10	183.36	5160.05	1.38	1.38
BAZ	ELL	1319	F				5506.27	3653.94	242.58	9158.64	1.51	
BAZ	ELL	1341	F	5189.04	4447.50	-81.80	5207.42	4422.85	252.09	9630.55	1.18	1.17
BAZ	ELL	1357	F				4431.09	3302.98	225.08	7733.33	1.34	
BAZ	ELL	1410	F									
BAZ	ELL	1427	F				3873.62	3500.45	219.41	7374.41	1.11	
BAZ	ELL	1431	F	3703.08	2536.64	-87.46	3705.17	2533.00	200.43	6237.40	1.46	1.46
BAZ	ELL	1443	F	5237.03	4556.41	66.46	5400.56	4386.82	250.86	9787.24	1.23	1.15
BAZ	ELL	1444	F?				8415.98	7608.65	327.16	16027.93	1.11	
BAZ	ELL	1456	F				4822.93	3472.28	232.58	8294.24	1.39	
BAZ	ELL	1467	F	3535.37	3195.03	88.77	3535.06	3191.27	210.23	6726.49	1.11	1.11
BAZ	ELL	1474	F				7273.80	5789.33	291.60	13062.98	1.26	
BAZ	ELL	1475	F				5836.32	5524.84	273.90	11363.41	1.06	
BAZ	ELL	1479	F	4950.51	4175.33	79.66	4979.43	4140.91	245.34	9120.36	1.20	1.19
BAZ	ELL	1483	F	5949.30	5580.37	87.84	5954.04	5565.42	275.67	11521.57	1.07	1.07
BAZ	ELL	1488	F	4893.60	4188.01	85.14	4900.70	4175.17	244.04	9076.09	1.17	1.17
BAZ	ELL	1647	F									
BAZ	ELL	1650	F				7686.08	6103.29	299.72	13789.23	1.26	
BAZ	ELL	1657	F				5122.94	4113.83	244.91	9236.49	1.25	
BAZ	ELL	1662	F				6906.74	6316.20	295.30	13225.36	1.09	
BAZ	ELL	396b	F	5683.40	4140.50	-81.24	5724.71	4095.43	253.43	9818.89	1.40	1.37
CAPE	O-A	257	M				7237.69	5782.40	292.09	13020.09	1.25	
CAPE	O-A	141	F				4570.67	4163.57	239.49	8734.24	1.10	
CAPE	O-A?	171	F									
CAPE	IND	108	M				9128.66	6773.20	323.26	15901.86	1.35	
CAPE	IND	199	M				13233.50	10194.17	393.35	23427.67	1.30	
CAPE	IND	202	F				8583.06	6795.09	316.18	15378.15	1.26	
CAPE	IND	227	F				6570.94	5194.34	277.54	11765.28	1.27	
CAPE	IND	248	F	3451.41	2604.31	-84.92	3457.58	2596.01	197.34	6053.59	1.33	1.33
CAPE	ELL	131	M				12749.96	9428.73	380.32	22178.69	1.35	
CAPE	ELL	143	M	7862.96	6895.60	-88.45	7872.78	6873.25	311.55	14746.03	1.15	1.14
CAPE	ELL	151	M									
CAPE	ELL	168	M				9187.02	7142.40	326.10	16329.41	1.29	
CAPE	ELL	175	M	9967.10	8725.54	88.15	9983.74	8691.50	352.66	18675.24	1.15	1.14
CAPE	ELL	180	M	8416.66	8170.41	51.28	8891.31	7680.40	329.09	16571.71	1.16	1.03
CAPE	ELL	216	M									
CAPE	ELL	144	F	7668.57	6329.83	70.70	7865.67	6123.86	299.63	13989.52	1.28	1.21
CAPE	ELL	146	F				3744.80	3001.38	208.41	6746.17	1.25	
CAPE	ELL	172	F	7656.44	5797.59	-76.41	7781.03	5666.51	292.95	13447.54	1.37	1.32
CAPE	ELL	188	F	4810.54	4540.08	-64.58	4892.98	4450.49	247.94	9343.47	1.10	1.06
CAPE	ELL	190	F	6193.13	5292.34	-71.57	6311.47	5166.36	273.09	11477.83	1.22	1.17
CB	ROM?	3	M?				9428.30	8161.65	339.08	17599.11	1.16	
CB	O-A	10	M				10077.68	8871.44	355.40	18958.34	1.14	

NECROPOLIS	PERIOD	Burial	SEX	IX HUMR	IY HUMR	THET HUMR	IMAX HUMR	IMIN HUMR	TA HUMR	J HUMR	IXNN HUMR	IXY HUMR
CB	O-A	33	M				10454.09	8612.71	353.44	19076.06	1.21	
CB	O-A	34	M				9177.66	8034.51	337.47	17221.30	1.14	
CB	O-A	38	M				10538.38	8638.59	355.04	19186.24	1.22	
CB	O-A	42	M				6482.78	5667.59	282.80	12159.14	1.14	
CB	O-A	44	M				15101.50	14507.09	444.34	29618.21	1.04	
CB	O-A	47	M				7587.08	7298.01	311.80	14894.03	1.04	
CB	O-A	71	M				7328.16	5318.95	288.36	12656.01	1.38	
CB	O-A	75	M				12533.59	10733.45	390.18	23276.48	1.17	
CB	O-A?	77	M?				16590.76	11594.40	429.66	28194.88	1.43	
CB	O-A	82	M				11429.79	8995.47	367.33	20434.60	1.27	
CB	O-A	91	M				8046.55	6955.41	313.78	15010.96	1.16	
CB	O-A	94	M				15542.03	13122.91	433.99	28674.59	1.18	
CB	O-A	110	M				6257.17	3896.46	256.02	10162.37	1.61	
CB	O-A	115	M				10115.78	7159.32	336.60	17284.32	1.41	
CB	O-A	118	M?				5542.48	4374.60	255.30	9925.69	1.27	
CB	O-A	126	M				9677.78	7006.01	330.02	16692.97	1.38	
CB	O-A	132	M				7532.89	6798.38	307.88	14340.20	1.11	
CB	O-A	140	M				10520.04	9615.59	366.38	20144.90	1.09	
CB	O-A	143	M				10956.68	9041.03	363.39	20007.01	1.21	
CB	O-A?	172	M				6773.79	6527.47	296.54	13310.08	1.04	
CB	O-A	173	M	15645.94	19540.42	3.89	19580.54	15568.02	477.25	35158.44	1.26	0.80
CB	O-A	2	F				8346.64	7261.10	320.48	15616.77	1.15	
CB	O-A	27	F				7385.91	5085.50	283.62	12480.31	1.45	
CB	O-A	35	F				5486.10	4477.54	254.87	9972.25	1.23	
CB	O-A	39	F									
CB	O-A	59	F				5660.04	4704.68	261.29	10373.35	1.20	
CB	O-A	88	F				5131.05	3956.81	243.52	9096.40	1.30	
CB	O-A	98	F				4615.57	3514.34	229.83	8138.34	1.31	
CB	O-A	103	F				4558.35	4264.99	240.33	8831.77	1.07	
CB	O-A	105	F				5132.66	3706.89	239.26	8848.09	1.38	
CB	O-A	171	F				6458.87	5484.86	280.74	11952.50	1.18	
CB	O-A	181	F				6381.39	5583.71	277.65	11973.86	1.14	
CB	O-A	193	F									
CB	O-A?	57B	F?				5141.84	4210.32	247.05	9360.71	1.22	
CB	IND	57A	M				9570.74	8898.31	350.15	18478.22	1.08	
CB	IND	54A	F?				5890.57	4527.91	261.28	10427.17	1.30	
CB	ELL	32	M				6162.97	5801.75	281.05	11973.44	1.06	
CB	ELL	62	M				8691.62	8136.86	335.31	16837.55	1.07	
CB	ELL	76	M?				4242.35	3297.14	220.11	7547.85	1.29	
CB	ELL?	84	M				14255.21	11510.17	409.39	25774.94	1.24	
CB	ELL	123	M?	8830.96	6476.54	-79.43	8928.26	6372.27	315.65	15309.63	1.40	1.36
CB	ELL	164	M				9541.69	8224.85	342.50	17775.70	1.16	
CB	ELL	54B	M				11302.20	10250.49	378.40	21562.02	1.10	
CB	ELL	11	F?				5245.75	3790.80	242.47	9045.11	1.38	
CB	ELL	12	F				5206.77	3618.12	239.24	8833.45	1.44	
CB	ELL	50	F?				8906.32	7919.41	333.07	16834.82	1.12	
CB	ELL	67	F?				4925.14	4132.21	242.93	9065.85	1.19	
CB	ELL	111	F				4634.21	3318.22	227.04	7960.87	1.40	
CB	ELL	162	F				6467.22	6184.55	289.58	12660.55	1.05	
CINTU	ROM	17ROM	M				9894.84	8094.05	343.82	17989.92	1.22	
CINTU	ROM?	TR56_T10	M	7087.91	6794.41	-52.18	7554.27	6316.80	302.45	13871.90	1.20	1.04
CINTU	ROM?	TR56_T3	M	6810.48	5722.34	83.75	6830.11	5693.91	287.86	12524.56	1.20	1.19
CINTU	ROM?	TR56_T1	F	5415.61	3971.92	89.23	5418.87	3964.93	247.10	9382.78	1.37	1.36
CINTU	ROM?	TR56_T8	F	4923.95	4312.27	-69.31	5028.73	4201.66	246.10	9230.45	1.20	1.14
CINTU	O-A	5	M				8985.04	8151.23	336.70	17140.14	1.10	
CINTU	O-A	14	M	9858.88	9777.02	47.56	10360.81	9254.31	361.19	19619.53	1.12	1.01
CINTU	O-A	17	M	11067.59	9460.33	74.49	11221.99	9288.32	368.89	20512.21	1.21	1.17
CINTU	O-A	18	M				11085.56	9992.97	371.79	21083.93	1.11	
CINTU	O-A	19	M				15979.90	14309.01	450.55	30298.48	1.12	
CINTU	O-A	23	M				15120.85	13951.30	437.91	29083.09	1.08	
CINTU	O-A	26	M				12409.03	10029.73	384.44	22440.10	1.24	
CINTU	O-A	27	M				8004.94	7091.42	315.09	15098.77	1.13	
CINTU	O-A	34	M				12284.58	8822.28	370.01	21103.88	1.39	
CINTU	O-A	53	M				9644.04	9055.88	349.25	18705.69	1.06	
CINTU	O-A	56	M				6814.47	6208.15	293.08	13024.89	1.10	
CINTU	O-A	74	M				13077.02	10132.88	390.24	23209.58	1.29	
CINTU	O-A	76	M				8422.82	6937.51	318.14	15361.12	1.21	
CINTU	O-A	80	M	8348.61	7909.09	-60.04	8583.45	7658.61	326.97	16245.08	1.12	1.06
CINTU	O-A	97	M				11580.68	10649.75	385.31	22237.28	1.09	

NECROPOLIS	PERIOD	Burial	SEX	IX HUMR	IY HUMR	THET HUMR	IMAX HUMR	IMIN HUMR	TA HUMR	J HUMR	IXNN HUMR	IXY HUMR
CINTU	O-A	105	M				8778.83	5718.72	304.64	14494.12	1.54	
CINTU	O-A	106	M				7225.37	5917.35	294.58	13143.06	1.22	
CINTU	O-A	108	M				8337.37	7888.96	326.63	16231.00	1.06	
CINTU	O-A	115	M	8820.90	8282.28	-56.18	9281.27	7806.87	336.59	17089.79	1.19	1.07
CINTU	O-A	119	M				13291.05	11841.65	406.40	25139.44	1.12	
CINTU	O-A	125	M				11423.77	10469.59	381.31	21899.88	1.09	
CINTU	O-A	131	M				12585.63	9421.24	381.62	22005.22	1.34	
CINTU	O-A	135	M				6273.98	4749.05	269.42	11022.18	1.32	
CINTU	O-A	136	M	11105.03	11789.59	35	12439.42	10431.87	389.74	22874.27	1.19	0.94
CINTU	O-A	137	M				12119.98	8826.98	371.39	20944.46	1.37	
CINTU	O-A	142	M	9972.26	8455.27	-71.78	10173.76	8239.35	347.29	18413.91	1.23	1.18
CINTU	O-A	143	M				7067.93	6107.26	295.76	13176.50	1.16	
CINTU	O-A	156	M	9880.08	11490.80	-16.32	11645.07	9704.32	373.49	21351.74	1.20	0.86
CINTU	O-A	160	M				9653.18	8672.15	349.10	18329.39	1.11	
CINTU	O-A	180	M				8221.76	7498.67	323.04	15723.83	1.10	
CINTU	O-A	184	M				11238.00	10139.32	376.25	21382.91	1.11	
CINTU	O-A	191	M				9848.73	8988.50	353.12	18842.07	1.10	
CINTU	O-A	193	M				12512.00	10225.26	384.00	22739.10	1.22	
CINTU	O-A	195	M				8390.26	6462.33	310.31	14851.91	1.30	
CINTU	O-A	199	M?				5579.25	4966.39	262.45	10546.69	1.12	
CINTU	O-A	203	M				7850.83	7530.85	316.88	15386.26	1.04	
CINTU	O-A	205	M				10547.11	8740.33	355.90	19289.12	1.21	
CINTU	O-A	210	M	7401.90	7861.42	-28.39	8046.13	7202.17	315.03	15251.02	1.12	0.94
CINTU	O-A	212	M	7790.79	6911.36	-64.39	8065.13	6625.78	310.99	14691.53	1.22	1.13
CINTU	O-A	217	M				9920.39	8350.37	348.35	18272.72	1.19	
CINTU	O-A	224	M				10239.59	7214.71	337.31	17451.47	1.42	
CINTU	O-A	238	M				6916.18	5351.58	284.12	12267.16	1.29	
CINTU	O-A	242	M				10736.97	9050.61	361.71	19789.97	1.19	
CINTU	O-A?	254	M				5187.09	4928.21	256.72	10117.06	1.05	
CINTU	O-A	257	M				13899.46	10525.05	401.19	24423.22	1.32	
CINTU	O-A?	279	M				14539.92	13625.75	433.31	28177.09	1.07	
CINTU	O-A?	284	M?				7410.91	6180.35	298.28	13592.00	1.20	
CINTU	O-A?	290	M				11447.95	10884.03	384.79	22340.44	1.05	
CINTU	O-A	293	M				11164.13	10063.38	371.64	21232.99	1.11	
CINTU	O-A	298	M				12625.58	12014.49	403.09	24650.08	1.05	
CINTU	O-A	300	M				12757.22	11739.47	403.75	24504.82	1.09	
CINTU	O-A	319	M				7221.60	6469.13	301.38	13692.91	1.12	
CINTU	O-A	321	M				10338.05	8472.15	353.33	18811.44	1.22	
CINTU	O-A	325	M				6852.00	5957.42	291.58	12810.74	1.15	
CINTU	O-A	ANAS_2	M				10935.74	8960.15	360.30	19897.31	1.22	
CINTU	O-A	9	F				6550.45	4847.01	269.60	11396.33	1.35	
CINTU	O-A	46	F				5341.49	5002.18	261.86	10345.32	1.07	
CINTU	O-A	100	F	6274.51	5502.05	-79.41	6307.76	5459.91	276.96	11768.64	1.16	1.14
CINTU	O-A	110	F				7037.22	5255.35	282.05	12291.49	1.34	
CINTU	O-A	128	F				7409.48	5090.14	284.71	12497.48	1.46	
CINTU	O-A	130	F				7312.63	5351.46	287.25	12662.70	1.37	
CINTU	O-A	133	F				4538.89	3875.74	235.70	8414.77	1.17	
CINTU	O-A	148	F				5465.60	3719.68	240.25	9183.84	1.47	
CINTU	O-A	157	F				5855.18	5245.24	268.10	11101.73	1.12	
CINTU	O-A	167	F	5628.60	4005.65	-80.71	5676.87	3954.09	250.18	9629.57	1.44	1.41
CINTU	O-A	173	F									
CINTU	O-A	177	F				5238.99	4417.95	251.18	9657.16	1.19	
CINTU	O-A	178	F				6091.46	4910.01	269.36	11001.35	1.24	
CINTU	O-A	192	F				7153.22	4485.39	272.78	11635.84	1.59	
CINTU	O-A	198	F?				7138.69	5278.95	284.52	12416.42	1.35	
CINTU	O-A	201	F				7358.34	6243.46	296.36	13602.87	1.18	
CINTU	O-A	207	F	5060.27	3935.04	59.65	5652.62	3339.78	238.99	8990.42	1.69	1.29
CINTU	O-A	209	F	4344.73	3709.47	88.27	4346.19	3703.25	229.57	8049.50	1.17	1.17
CINTU	O-A	211	F	5886.68	6003.58	-38.37	6184.48	5694.95	278.73	11881.43	1.09	0.98
CINTU	O-A	214	F	6407.36	4856.92	-73.49	6562.79	4696.56	268.94	11257.89	1.40	1.32
CINTU	O-A	215	F				8172.73	6225.21	304.77	14397.06	1.31	
CINTU	O-A	255	F				4880.97	4051.05	241.52	8932.00	1.20	
CINTU	O-A	296	F	5220.43	4418.34	-82.72	5236.43	4396.25	251.53	9632.85	1.19	1.18
CINTU	O-A	297	F	6686.20	7122.58	26.89	7268.75	6526.90	299.20	13797.91	1.11	0.94
CINTU	O-A	301	F				5843.10	4499.89	258.62	10342.35	1.30	
CINTU	O-A	302	F				4904.94	4183.60	244.09	9088.78	1.17	
CINTU	O-A	303	F				4935.83	4647.47	248.61	9584.72	1.06	
CINTU	O-A	322	F				9195.77	7275.14	329.85	16470.87	1.26	
CINTU	O-A	ANAS_1	F				5209.92	4628.86	254.62	9839.61	1.13	

NECROPOLIS	PERIOD	Burial	SEX	IX HUMR	IY HUMR	THET HUMR	IMAX HUMR	IMIN HUMR	TA HUMR	J HUMR	IXNN HUMR	IXY HUMR
CINTU	IND	SS17_T10	M	11275.22	9922.82	-76.71	11375.77	9801.93	372.25	21181.31	1.16	1.14
CINTU	IND	UNC 1	M	12126.63	12823.41	-28.46	13113.57	11806.71	408.45	24927.48	1.11	0.95
CINTU	IND	UNC 2	M	13083.06	12144.27	56.09	13899.10	11304.62	407.49	25205.81	1.23	1.08
CINTU	IND	249b	F	5339.61	4510.34	-79.38	5372.89	4470.87	253.38	9843.88	1.20	1.18
CINTU	IND	SS17_T11	F	3501.01	2803.51	68.49	3629.41	2672.63	202.16	6301.39	1.36	1.25
CINTU	IND	SS17_T12	F	3448.08	3286.70	-59.99	3530.22	3200.31	210.09	6730.72	1.10	1.05
CINTU	IND	SS17_T13	F	4060.39	3352.19	78.12	4093.75	3315.10	220.14	7408.53	1.23	1.21
CINTU	IND	SS17_T13a	F				3438.69	2704.53	199.71	6142.76	1.27	
CINTU	IND	SS17_T9	F	4534.46	3293.14	69.55	4736.90	3088.35	223.91	7823.98	1.53	1.38
CINTU	ELL	36	M	7907.82	7212.82	80.36	7937.98	7168.51	315.22	15109.39	1.11	1.10
CINTU	ELL	50	M				9597.08	9267.21	352.64	18871.18	1.04	
CINTU	ELL	70	M				16552.36	15738.43	464.96	32306.13	1.05	
CINTU	ELL	75	M				9871.63	7548.64	336.55	17419.42	1.31	
CINTU	ELL	78	M				10672.23	7468.43	344.58	18137.52	1.43	
CINTU	ELL	83	M	12540.40	12531.39	-46.48	12808.56	12230.55	407.09	25049.58	1.05	1.00
CINTU	ELL	89	M	9848.46	10665.63	37.06	11736.01	8761.85	366.56	20496.20	1.34	0.92
CINTU	ELL	96	M	9880.77	9034.99	69.21	10040.77	8856.41	353.27	18900.85	1.13	1.09
CINTU	ELL	98	M	9448.49	8729.47	58.96	9877.93	8283.92	346.35	18163.66	1.19	1.08
CINTU	ELL	170	M				9402.02	7515.60	335.38	16917.88	1.25	
CINTU	ELL	175	M				4874.16	3510.85	230.97	8384.03	1.39	
CINTU	ELL	183	M				12587.96	11002.44	395.27	23595.51	1.14	
CINTU	ELL	188	M				9644.54	7426.27	336.09	17070.13	1.30	
CINTU	ELL	231	M	9779.78	9885.85	-35.03	9977.37	9664.20	358.74	19649.09	1.03	0.99
CINTU	ELL	241	M				9940.93	7765.51	342.49	17706.15	1.28	
CINTU	ELL	248	M									
CINTU	ELL	249	M				7190.29	4879.02	280.18	12067.13	1.47	
CINTU	ELL	274	M				10562.76	8775.31	358.30	19339.84	1.20	
CINTU	ELL	277	M				9155.72	7618.25	332.18	16775.27	1.20	
CINTU	ELL	292	M				13540.25	11810.29	408.98	25356.24	1.15	
CINTU	ELL	309	M				11128.88	8851.37	363.02	19980.67	1.26	
CINTU	ELL	313	M	12426.72	9286.76	-84.04	12485.05	9215.85	377.60	21698.77	1.35	1.34
CINTU	ELL	60	F				5150.37	4329.24	247.89	9479.78	1.19	
CINTU	ELL	67	F	4850.53	3753.54	81.02	4880.59	3719.58	237.49	8599.50	1.31	1.29
CINTU	ELL	68	F				5545.98	4260.93	253.06	9806.26	1.30	
CINTU	ELL	79	F				3580.71	2701.19	201.89	6281.31	1.33	
CINTU	ELL	81	F	4009.24	3422.61	-86.97	4011.18	3416.48	218.49	7427.63	1.17	1.17
CINTU	ELL	122	F				4431.84	3155.12	221.03	7586.04	1.40	
CINTU	ELL	138	F				4865.29	3830.57	236.63	8695.42	1.27	
CINTU	ELL	141	F				5351.26	4635.02	253.39	9986.85	1.15	
CINTU	ELL	204	F	4927.01	3944.71	75.81	4996.53	3870.79	239.83	8866.75	1.29	1.25
CINTU	ELL	223	F	5173.01	3858.41	81.41	5206.30	3821.45	242.50	9026.80	1.36	1.34
CINTU	ELL	233	F	4389.50	3984.67	-79.01	4406.51	3961.89	234.22	8368.94	1.11	1.10
CINTU	ELL	265	F				5251.94	3875.31	243.75	9126.32	1.36	
CINTU	ELL	267	F									
CINTU	ELL	273	F				6104.05	5292.52	273.17	11397.49	1.15	
CINTU	ELL	276	F	6031.36	5026.04	-70.05	6189.52	4861.34	266.95	11050.44	1.27	1.20
CINTU	ELL	306	F				4757.10	4104.55	240.73	8861.95	1.16	
CINTU	ELL	312	F									
CINTU	ELL	316	F	5301.08	3923.90	-87.56	5306.35	3914.86	245.26	9220.27	1.36	1.35
CR	O-A	3	M	13212.27	10210.67	-75.49	13455.51	9952.79	392.37	23408.30	1.35	1.29
CR	O-A	5	M	10476.93	11183.79	-20.33	11297.93	10337.45	377.69	21635.38	1.09	0.94
CR	O-A	15	M				9257.84	8258.42	338.01	17516.26	1.12	
CR	O-A	21	M				10562.67	8760.08	356.81	19322.76	1.21	
CR	O-A	23	M				6116.24	5348.74	274.79	11464.98	1.14	
CR	O-A	1	F	8146.72	7722.79	-55.75	8532.47	7322.92	322.36	15855.39	1.17	1.05
CR	O-A	2	F	3847.55	2432.62	-78.01	3914.53	2364.67	200.09	6279.20	1.66	1.58
CR	O-A	9	F				3949.19	3043.60	212.26	6992.79	1.30	
CR	O-A	11	F				4350.77	3505.59	224.92	7856.36	1.24	
CR	O-A	13	F				4615.85	3020.22	219.23	7636.06	1.53	
CR	O-A	19	F									
CR	O-A	24	F				6801.14	5522.38	280.44	12323.52	1.23	
FOS	V SEC	117	M									
FOS	V SEC	134	M				13172.84	11895.48	408.18	25068.32	1.11	
FOS	V SEC	186	M									
FOS	V SEC	207	M	7234.89	6789.21	66.42	7349.43	6661.72	304.58	14011.15	1.10	1.07
FOS	V SEC	246	M	8380.02	7909.43	-52.66	9061.99	7214.75	328.45	16276.74	1.26	1.06
FOS	V SEC	275	M				11212.29	10984.36	385.33	22196.64	1.02	
FOS	V SEC	484	M				6858.81	5430.18	285.41	12288.99	1.26	
FOS	V SEC	405A	M	10548.60	9573.97	-80.47	10594.49	9507.26	364.83	20101.75	1.11	1.10

NECROPOLIS	PERIOD	Burial	SEX	IX HUMR	IY HUMR	THET HUMR	IMAX HUMR	IMIN HUMR	TA HUMR	J HUMR	IXNN HUMR	IXY HUMR
FOS	O-A	157	M				6815.16	5374.07	283.03	12189.23	1.27	
FOS	O-A	163	M									
FOS	O-A	184	M	6558.26	7023.46	30.60	7267.13	6302.47	299.08	13569.59	1.15	0.93
FOS	O-A	197	M				9769.31	7362.40	335.94	17131.71	1.33	
FOS	O-A	215	M	12396.62	13244.14	37.25	14392.63	11224.59	409.68	25617.23	1.28	0.94
FOS	O-A	222	M	7514.50	6719.50	-64.27	7766.18	6456.78	307.22	14222.96	1.20	1.12
FOS	O-A	255	M									
FOS	O-A	270	M	10178.19	9453.20	-78.28	10227.44	9382.77	360.53	19610.21	1.09	1.08
FOS	O-A	296	M									
FOS	O-A	319	M	14081.32	13308.40	-55.31	14841.01	12520.08	425.80	27361.09	1.19	1.06
FOS	O-A	320	M	9563.81	8251.88	86.45	9583.00	8217.06	344.09	17800.06	1.17	1.16
FOS	O-A	435	M				10341.74	9954.04	366.61	20295.79	1.04	
FOS	O-A	437	M				8631.88	7566.24	328.79	16198.12	1.14	
FOS	O-A	457	M				8560.17	7030.31	321.26	15590.48	1.22	
FOS	O-A	464	M				8239.57	7027.81	317.05	15267.37	1.17	
FOS	O-A	534	M	12032.05	9677.82	-69.02	12463.66	9232.26	377.82	21695.92	1.35	1.24
FOS	O-A	561	M	10132.71	10159.02	44.81	11086.81	9185.91	364.65	20272.71	1.21	1.00
FOS	O-A	562	M	10235.99	9650.88	67.97	10369.54	9495.67	363.72	19865.22	1.09	1.06
FOS	O-A	567	M?	7902.61	9742.35	-15.32	9892.29	7737.73	341.95	17630.01	1.28	0.81
FOS	O-A	572	M	9061.78	7435.11	70.23	9317.79	7168.31	326.81	16486.10	1.30	1.22
FOS	O-A	405B	M	11524.86	11928.84	-35.61	12343.05	11083.53	393.73	23426.58	1.11	0.97
FOS	O-A	520ridA	M									
FOS	O-A	159	F	5878.76	6225.99	23.09	6298.57	5794.92	282.23	12093.49	1.09	0.94
FOS	O-A	208	F	4953.92	4688.48	-67.79	5010.31	4624.41	252.03	9634.71	1.08	1.06
FOS	O-A	301	F?	7611.34	6231.16	73.93	7745.53	6088.13	301.83	13833.67	1.27	1.22
FOS	O-A	344	F				4976.36	4476.42	250.09	9452.78	1.11	
FOS	O-A	524	F				6762.57	5867.93	285.70	12630.50	1.15	
FOS	O-A	556	F				6844.26	4670.03	271.45	11514.29	1.47	
FOS	IND	182	M				12491.54	9752.01	382.78	22243.55	1.28	
FOS	IND	323	F?	5063.02	4441.81	-60.29	5368.35	4131.11	249.53	9499.46	1.30	1.14
FOS	ELL	76	M?									
FOS	ELL	110	M	8459.43	10062.17	-6.72	10086.52	8417.26	349.31	18503.78	1.20	0.84
FOS	ELL	140	M	9260.60	9449.11	-31.48	9555.88	9131.83	353.04	18687.71	1.05	0.98
FOS	ELL	201	M	8526.49	8600.27	42.96	9008.19	8101.07	336.93	17109.26	1.11	0.99
FOS	ELL	213	M				14911.01	12676.72	428.96	27587.73	1.18	
FOS	ELL	235	M	12344.06	10810.38	82.27	12396.48	10734.86	392.29	23131.34	1.15	1.14
FOS	ELL	328	M									
FOS	ELL	333	M				8554.42	7625.07	327.16	16179.49	1.12	
FOS	ELL	370	M	7541.67	7057.99	-88.56	7550.18	7035.12	310.48	14585.30	1.07	1.07
FOS	ELL	401	M	11016.37	11420.13	13.35	11447.58	10960.40	383.71	22407.99	1.04	0.96
FOS	ELL	402	M				11106.89	8334.42	357.93	19441.31	1.33	
FOS	ELL	407	M	10165.29	8792.37	79.59	10229.73	8711.08	353.77	18940.80	1.17	1.16
FOS	ELL	418	M				16711.17	12973.00	441.80	29684.17	1.29	
FOS	ELL	432	M	12112.16	11926.62	-55.59	12313.78	11694.56	399.69	24008.35	1.05	1.02
FOS	ELL	447	M				8018.90	7071.26	314.89	15090.17	1.13	
FOS	ELL	469	M	7764.25	8287.23	21.33	8378.96	7655.81	325.44	16034.78	1.09	0.94
FOS	ELL	488	M									
FOS	ELL	491	M	10275.82	9231.70	80.36	10323.59	9164.50	357.74	19488.09	1.13	1.11
FOS	ELL	503	M	8519.12	8272.07	64.84	8603.26	8169.54	333.90	16772.80	1.05	1.03
FOS	ELL	504	M	9276.49	6391.00	-70.69	9695.36	5968.30	317.88	15663.67	1.62	1.45
FOS	ELL	505	M	9895.30	8707.46	-62.32	10367.04	8221.31	349.55	18588.35	1.26	1.14
FOS	ELL	516	M				12385.84	10215.67	386.35	22601.50	1.21	
FOS	ELL	518	M	13573.29	12076.02	-70.47	13819.50	11803.75	411.59	25623.26	1.17	1.12
FOS	ELL	520	M	11977.46	11080.71	82.26	12016.64	11015.18	391.98	23031.83	1.09	1.08
FOS	ELL	542	M	9422.47	8611.07	-65.00	9665.24	8351.56	344.61	18016.80	1.16	1.09
FOS	ELL	124C	M?				4392.62	3540.96	229.14	7933.58	1.24	
FOS	ELL	124E	M	8548.35	7170.60	-73.02	8702.35	7005.25	321.65	15707.61	1.24	1.19
FOS	ELL	2A	M	13499.38	12633.29	-54.15	14494.94	11613.67	414.48	26108.61	1.25	1.07
FOS	ELL	330C	M	10688.70	10036.80	-78.68	10734.20	9967.86	370.22	20702.06	1.08	1.06
FOS	ELL	330D	M	9843.30	7604.54	82.69	9895.99	7541.21	336.83	17437.20	1.31	1.29
FOS	ELL	330E	M	13715.36	11409.78	-82.11	13789.12	11313.77	406.80	25102.89	1.22	1.20
FOS	ELL	430A	M	17860.69	13193.08	-89.96	17904.96	13129.38	450.96	31034.34	1.36	1.35
FOS	ELL	430D	M	9189.66	9913.20	-35.26	10626.65	8459.50	353.42	19086.15	1.26	0.93
FOS	ELL	516ridA	M				12330.84	9651.86	381.49	21982.70	1.28	
FOS	ELL	63B	M	8175.49	8093.88	-46.70	8919.05	7336.47	326.90	16255.53	1.22	1.01
FOS	ELL	85	F									
FOS	ELL	122	F				4788.49	4068.47	241.38	8856.96	1.18	
FOS	ELL	204	F				7137.26	5065.09	282.56	12202.35	1.41	
FOS	ELL	220	F				4724.34	3340.58	228.60	8064.92	1.41	

NECROPOLIS	PERIOD	Burial	SEX	IX HUMR	IY HUMR	THET HUMR	IMAX HUMR	IMIN HUMR	TA HUMR	J HUMR	IXNN HUMR	IXY HUMR
FOS	ELL	223	F									
FOS	ELL	225	F	5653.37	3713.16	-85.83	5667.32	3697.11	244.01	9364.43	1.53	1.52
FOS	ELL	252	F				5710.11	4759.00	260.93	10469.10	1.20	
FOS	ELL	265	F	6446.01	5069.52	77.29	6525.62	4983.78	275.17	11509.40	1.31	1.27
FOS	ELL	279	F				6672.11	5347.98	281.20	12020.09	1.25	
FOS	ELL	288	F				5920.74	4852.32	266.79	10773.06	1.22	
FOS	ELL	351	F				4751.75	4420.57	246.15	9172.32	1.07	
FOS	ELL	381	F				6596.05	5067.76	275.12	11663.81	1.30	
FOS	ELL	410	F	3273.50	3404.74	-40.09	3710.35	2964.06	208.05	6674.41	1.25	0.96
FOS	ELL	417	F				5834.89	4475.26	260.13	10310.15	1.30	
FOS	ELL	427	F				7347.73	6288.11	296.47	13635.84	1.17	
FOS	ELL	431	F	6729.06	5409.76	-78.99	6787.40	5344.21	279.90	12131.61	1.27	1.24
FOS	ELL	544	F				6685.65	5432.93	281.72	12118.58	1.23	
FOS	ELL	124A	F	4511.01	4060.16	-71.92	4566.62	3998.80	237.69	8565.43	1.14	1.11
FOS	ELL	124B	F	4607.50	3174.54	-72.94	4758.30	3021.83	223.55	7780.13	1.57	1.45
FOS	ELL	124D	F				5647.51	3687.47	244.19	9334.98	1.53	
FOS	ELL	330B	F	8086.24	5623.08	-85.65	8110.37	5594.06	298.43	13704.43	1.45	1.44
FOS	ELL	430B	F									
FOS	ELL	430C	F	7451.52	5990.03	-75.59	7563.55	5869.90	293.98	13433.45	1.29	1.24
FOS	ELL	516ridB	F?				5805.08	3868.48	248.78	9673.56	1.50	
FOS	ELL	520ridB	F				2508.14	2015.54	171.46	4523.68	1.24	
FOS	ELL	63A	F	5932.87	4893.22	-88.37	5937.88	4881.40	265.36	10819.28	1.22	1.21
FOS	ELL	63C	F	9435.58	8989.52	-59.82	9684.11	8721.99	348.47	18406.11	1.11	1.05
NAV	ROM?	8	M	6655.45	5400.85	-83.92	6675.84	5372.92	281.33	12048.76	1.24	1.23
NAV	ELL	1B	M	9072.62	6139.20	-76.07	9278.44	5929.39	313.72	15207.83	1.56	1.48
NAV	ELL	4	F	2838.28	2371.02	-78.86	2855.86	2351.28	185.17	5207.13	1.21	1.20
PELT	O-A	134	F				6558.31	5751.61	283.57	12309.93	1.14	
PELT	ELL	111	M	9387.08	8373.72	-65.29	9676.38	8069.32	341.25	17745.70	1.20	1.12
PELT	ELL	112	M	8863.23	7839.05	-72.00	8997.52	7690.32	332.88	16687.84	1.17	1.13
PELT	ELL	114	M				11068.72	9195.46	365.59	20264.18	1.20	
PELT	ELL	133	M				9219.70	8623.24	344.08	17842.94	1.07	
PELT	ELL	113	F	5620.61	5126.90	-61.95	5822.61	4917.22	266.06	10739.84	1.18	1.10
PELT	ELL	130	F				4797.22	3739.85	235.77	8537.07	1.28	
PELT	ELL	132	F				7413.57	6101.02	297.91	13514.59	1.22	
POG	O-A	12	M	7828.49	7268.86	-74.01	7888.55	7194.33	316.84	15082.88	1.10	1.08
POG	O-A?	13	M?				7365.08	5630.42	291.23	12995.51	1.31	
POG	O-A	15	M				10388.92	7459.35	341.30	17848.27	1.39	
POG	O-A	25	M				9309.46	7471.78	332.76	16781.24	1.25	
POG	O-A	29	M				10023.58	8913.76	355.72	18937.34	1.12	
POG	O-A?	11	F				5851.85	4418.23	259.07	10270.08	1.32	
POG	O-A?	41	F				7281.73	5373.54	286.88	12655.26	1.36	
POG	IND	56	M	6395.17	6709.12	35.76	7036.29	6056.67	292.62	13092.96	1.16	0.95
POG	IND	85	M	8861.91	8444.58	-62.27	9037.88	8250.80	339.81	17288.68	1.10	1.05
POG	IND	87	M	8737.88	7869.17	-76.06	8807.30	7784.33	328.10	16591.63	1.13	1.11
POG	IND	90	M				9299.97	8573.07	342.96	17873.04	1.08	
POG	IND	99	M				14618.62	10497.51	405.41	25116.13	1.39	
POG	IND	107	M	10674.61	10370.35	-52.83	11123.80	9898.66	373.18	21022.46	1.12	1.03
POG	IND	121	M	9104.48	7632.79	-70.84	9321.00	7404.23	332.83	16725.24	1.26	1.19
POG	IND	126	M				12390.86	9330.25	378.18	21721.11	1.33	
POG	IND	131	M	14647.03	14369.76	-49.24	15542.14	13441.69	439.93	28983.84	1.16	1.02
POG	IND	133	M	11771.50	9763.92	-69.54	12120.23	9399.29	375.04	21519.53	1.29	1.21
POG	IND	139	M	9854.13	8368.66	-70.78	10076.67	8132.00	345.70	18208.67	1.24	1.18
POG	IND	141	M	11531.34	9390.58	-73.90	11747.93	9158.77	371.31	20906.70	1.28	1.23
POG	IND	153	M				8729.15	7176.97	323.26	15906.12	1.22	
POG	IND	182	M				13133.22	10119.58	391.26	23252.80	1.30	
POG	IND	186	M?				11172.85	9336.63	368.45	20509.48	1.20	
POG	IND	204	M				11515.86	10018.93	379.23	21534.79	1.15	
POG	IND	207	M	8011.06	8167.14	40.50	8558.91	7603.40	324.74	16162.31	1.13	0.98
POG	IND	208	M									
POG	IND	209	M				8758.58	6885.09	319.70	15643.67	1.27	
POG	IND	213	M	12802.93	12526.89	51.44	13340.74	11959.68	409.24	25300.41	1.12	1.02
POG	IND	51-55	M	7963.95	6517.62	-68.62	8237.08	6235.79	305.78	14472.87	1.32	1.22
POG	IND	54	IND				3393.31	2353.12	191.07	5746.43	1.44	
POG	IND	61	IND				8907.46	6680.03	320.15	15587.50	1.33	
POG	IND	91	IND				5538.75	4869.46	260.59	10408.21	1.14	
POG	IND	102	IND									
POG	IND	122	IND	6620.17	5392.47	84.08	6639.40	5365.65	280.56	12005.05	1.24	1.23
POG	IND	152	IND				6820.80	5107.94	279.42	11928.74	1.34	
POG	IND	36	F									

NECROPOLIS	PERIOD	Burial	SEX	IX HUMR	IY HUMR	THET HUMR	IMAX HUMR	IMIN HUMR	TA HUMR	J HUMR	IXNN HUMR	IXY HUMR
POG	IND	89	F				5107.72	4276.20	247.09	9383.92	1.19	
POG	IND	94	F				5037.65	3742.52	238.60	8780.17	1.35	
POG	IND	95	F				4315.18	3690.55	229.07	8005.73	1.17	
POG	IND	97	F	5722.06	4783.48	-79.15	5761.81	4737.13	262.67	10498.94	1.22	1.20
POG	IND	101	F	6589.76	5454.20	-74.02	6697.78	5338.63	280.98	12036.42	1.25	1.21
POG	IND	110	F	6571.57	5878.86	-78.34	6608.48	5831.82	287.11	12440.30	1.13	1.12
POG	IND	117	F				3987.62	3063.38	214.66	7051.00	1.30	
POG	IND	123	F	8523.23	5872.73	83.85	8565.42	5825.66	305.28	14391.08	1.47	1.45
POG	IND	125	F				5669.58	3967.16	250.30	9636.74	1.43	
POG	IND	159	F				3669.87	2780.08	204.75	6449.96	1.32	
POG	IND	184	F				8192.31	6026.69	305.18	14219.00	1.36	
POG	IND	219	F	3642.63	3305.31	64.06	3748.17	3195.77	213.56	6943.94	1.17	1.10
POG	IND	221	F									
POG	IND	115-145	F				3804.97	3169.93	214.65	6974.90	1.20	
POG	ELL	44	M	12427.81	9462.37	-65.77	13209.25	8671.73	375.01	21880.99	1.52	1.31
POG	ELL	37	F				4676.07	3348.45	227.48	8024.52	1.40	

Appendix 17 – CSG properties of the right humerus of the burials analyzed in this study. Size-standardized data.

Abbreviations as in the title page of Appendices 1, 11-14.

NECRO POLIS	Burial	PERIOD	SEX	IX HUMR	IY HUMR	THET HUMR	IMAX HUMR	IMIN HUMR	TA HUMR	J HUMR	ZP HUMR	IXNN HUMR	IXY HUMR
ALF	1	V SEC	M				119.21	85.62	458.10	204.83	50.19	1.39	
ALF	3	V SEC	M				122.34	110.48	474.31	232.83	53.87	1.11	
ALF	4	V SEC	M	103.67	96.94	67.53	105.05	95.56	449.78	200.61	49.72	1.10	1.07
ALF	5	V SEC	M	130.87	125.41	-55.68	135.63	120.65	490.19	256.28	58.28	1.12	1.04
ALF	6	V SEC	M	129.13	101.66	75.65	131.05	99.74	483.99	230.79	55.18	1.31	1.27
ALF	9	V SEC	M	156.23	166.25	-2.50	166.27	156.21	575.12	322.47	70.26	1.06	0.94
ALF	12	V SEC?	M			-61.59						1.73	1.34
ALF	18	V SEC?	M				76.93	59.60	374.45	136.52	36.94	1.29	
ALF	19	V SEC	M	158.16	159.66	-42.17	166.52	151.31	563.79	317.82	69.96	1.10	0.99
ALF	21	V SEC	M	173.29	169.58	69.56	173.89	168.99	604.25	342.88	74.79	1.03	1.02
ALF	35	V SEC?	M	115.25	94.24	87.37	115.29	94.19	477.54	209.49	52.54	1.22	1.22
ALF	36	V SEC	M				170.92	140.49	537.54	311.41	67.10	1.22	
ALF	40	V SEC	M				199.50	172.51	594.70	372.01	77.32	1.16	
ALF	42	V SEC	M						550.42			1.03	
ALF	53	V SEC?	M										
ALF	68	V SEC	M	141.07	120.87	-77.79	142.06	119.88	506.60	261.94	59.90	1.18	1.17
ALF	73	V SEC	M				144.94	108.30	513.23	253.24	59.50	1.34	
ALF	77	V SEC?	M									1.24	
ALF	82	V SEC	M	152.75	139.13	86.34	152.81	139.07	520.59	291.88	63.77	1.10	1.10
ALF	84	V SEC?	M	179.16	161.22	60.38	187.72	152.66	568.42	340.38	71.92	1.23	1.11
ALF	86	V SEC	M	126.26	101.15	74.06	128.49	98.92	478.55	227.41	54.60	1.30	1.25
ALF	88	V SEC	M				139.17	126.75	509.60	265.92	60.99	1.10	
ALF	89	V SEC	M	155.07	140.63	63.10	160.07	135.62	528.21	295.69	64.97	1.18	1.10
ALF	90	V SEC?	M	175.02	179.95	7.52	180.04	174.94	559.48	354.97	72.91	1.03	0.97
ALF	98	V SEC?	M	206.40	185.85	85.77	206.52	185.74	599.72	392.25	79.54	1.11	1.11
ALF	109	V SEC	M	154.56	175.03	-21.95	179.01	150.59	548.77	329.59	69.69	1.19	0.88
ALF	112	V SEC	M				137.75	125.90	493.62	263.64	59.37	1.09	
ALF	114	V SEC	M	173.21	145.53	-80.89	173.94	144.80	520.73	318.74	66.75	1.20	1.19
ALF	115	V SEC	M	107.47	96.71	-88.94	107.48	96.71	440.11	204.19	49.53	1.11	1.11
ALF	116	V SEC	M	109.30	116.22	-35.50	123.24	102.08	474.64	225.33	53.20	1.21	0.94
ALF	117	V SEC	M	133.55	103.87	85.14	133.77	103.65	475.13	237.42	55.34	1.29	1.29
ALF	119	V SEC	M	122.51	76.55	86.57	122.68	76.38	414.44	199.05	47.80	1.61	1.60
ALF	121	V SEC?	M	123.49	100.48	68.58	127.67	96.29	442.03	223.96	52.03	1.33	1.23
ALF	126	V SEC	M	131.16	109.31	-78.28	132.14	108.33	432.19	240.47	53.06	1.22	1.20
ALF	130	V SEC	M	137.19	120.94	-88.80	137.20	120.93	469.91	258.13	57.40	1.13	1.13
ALF	132	V SEC	M	128.32	123.61	52.98	134.53	117.40	485.48	251.92	57.74	1.15	1.04
ALF	7	V SEC	F				105.31	83.14	425.05	188.45	46.33	1.27	
ALF	8	V SEC	F				75.54	56.99	324.47	132.53	34.69	1.33	
ALF	10	V SEC	F	123.99	99.19	-75.48	125.78	97.40	443.89	223.18	52.17	1.29	1.25
ALF	37	V SEC	F										
ALF	49	V SEC	F										
ALF	65	V SEC	F	115.39	101.88	62.78	120.25	97.01	446.26	217.27	51.72	1.24	1.13
ALF	69	V SEC	F	77.83	55.38	71.41	80.69	52.52	337.80	133.21	35.81	1.54	1.41
ALF	70	V SEC	F	104.06	109.06	28.54	111.15	101.97	424.90	213.12	50.12	1.09	0.95
ALF	72	V SEC	F	101.81	93.29	54.74	110.49	84.49	432.34	194.98	47.84	1.31	1.09
ALF	76	V SEC	F	148.32	157.62	14.57	158.29	147.64	500.95	305.94	64.56	1.07	0.94
ALF	79	V SEC	F				101.74	87.21	389.43	188.95	45.41	1.17	
ALF	85	V SEC	F				119.48	91.31	433.09	210.79	49.80	1.31	
ALF	110	V SEC	F						420.27			1.33	
ALF	111	V SEC	F									1.17	
ALF	113	V SEC	F						394.20			1.22	
ALF	118	V SEC	F	116.61	112.84	-51.37	123.25	106.20	444.15	229.45	52.86	1.16	1.03
ALF	120	V SEC	F									1.28	
ALF	124	V SEC	F				111.22	89.85	412.05	201.07	48.07	1.24	
ALF	127	V SEC	F						456.97			1.34	
ALF	128	V SEC?	F	110.97	106.15	-60.59	113.21	103.90	409.71	217.11	49.33	1.09	1.05
ALF	39	O-A	M				118.78	73.28	414.11	192.06	46.61	1.62	
ALF	41	O-A	M	136.26	132.52	55.39	139.67	129.11	454.86	268.78	57.46	1.08	1.03
ALF	66	O-A	M	132.63	119.23	79.98	133.07	118.80	460.57	251.86	56.21	1.12	1.11
ALF	67	O-A	M	165.91	184.70	-8.72	185.15	165.45	561.92	350.61	72.70	1.12	0.90
ALF	78	O-A	M	116.61	118.78	39.94	123.88	111.52	472.06	235.40	55.14	1.11	0.98
ALF	83	O-A	M				114.63	92.99	475.05	207.62	51.02	1.23	
ALF	91	O-A	M	113.93	95.71	62.45	120.74	88.89	456.83	209.63	51.26	1.36	1.19
ALF	97	O-A	M	178.75	169.93	62.75	181.93	166.74	598.04	348.68	74.62	1.09	1.05
ALF	102	O-A	M										
ALF	105	O-A	M	233.74	240.69	-20.45	241.82	232.62	664.78	474.43	91.77	1.04	0.97
ALF	93	O-A	F	116.35	126.69	-28.98	131.27	111.77	432.44	243.04	53.69	1.17	0.92
ALF	122	O-A	F	142.95	111.33	63.86	152.98	101.30	446.49	254.28	56.21	1.51	1.28
BAR	5	O-A	M	153.92	145.42	-61.78	157.73	141.28	553.35	299.09	65.69	1.12	1.06

NECRO POLIS	Burial	PERIOD	SEX	IX HUMR	IY HUMR	THET HUMR	IMAX HUMR	IMIN HUMR	TA HUMR	J HUMR	ZP HUMR	IXNN HUMR	IXY HUMR
BAR	13	O-A	M	114.81	110.47	-53.66	120.31	104.73	467.25	225.08	52.38	1.15	1.04
BAR	14	O-A	M	114.20	120.49	-30.55	123.81	110.62	477.69	234.48	54.10	1.12	0.95
BAR	16	O-A	M				149.55	136.28	515.87	285.90	62.19	1.10	
BAR	21	O-A	M	136.55	112.85	-67.96	141.43	107.81	476.69	249.23	56.09	1.31	1.21
BAR	23	O-A	M									1.14	
BAR	29	O-A	M						460.17			1.23	
BAR	30	O-A	M			-16.32						1.15	0.89
BAR	31	O-A	M	121.52	123.15	39.50	126.28	118.12	501.92	244.47	56.74	1.07	0.99
BAR	32	O-A	M				63.28	53.91	347.02	117.19	33.33	1.17	
BAR	38	O-A	M	172.38	138.92	-76.95	174.60	136.49	511.68	311.08	64.84	1.28	1.24
BAR	39	O-A	M				95.69	79.99	416.29	175.70	44.28	1.20	
BAR	40	O-A	M	131.37	130.07	46.41	145.85	115.35	501.14	261.21	58.66	1.26	1.01
BAR	42	O-A	M	135.02	119.14	-82.61	135.49	118.45	470.64	253.98	56.07	1.14	1.13
BAR	47	O-A	M	144.49	116.45	-65.60	152.01	108.79	521.96	260.76	60.14	1.40	1.24
BAR	49	O-A	M									1.06	
BAR	52	O-A	M	164.00	155.71	-53.77	174.23	145.17	557.79	319.43	67.96	1.20	1.05
BAR	54	O-A	M	127.67	124.79	59.67	129.46	122.70	498.83	252.25	57.29	1.06	1.02
BAR	64	O-A	M	116.87	117.56	-43.58	122.69	111.51	439.87	234.25	52.25	1.10	0.99
BAR	68	O-A	M?						484.07			1.13	
BAR	70	O-A	M	132.79	120.90	55.60	143.66	109.85	502.34	253.50	57.89	1.31	1.10
BAR	74	O-A	M				145.14	134.67	564.83	279.91	63.93	1.08	
BAR	81	O-A	M	145.54	148.85	39.38	155.32	138.73	588.61	294.13	67.11	1.12	0.98
BAR	87	O-A	M				176.23	151.88	613.15	328.18	72.28	1.16	
BAR	90	O-A	M	263.05	198.09	89.99	263.53	197.32	702.37	460.82	92.26	1.34	1.33
BAR	97	O-A	M?	202.47	203.92	43.70	216.33	189.60	660.93	406.03	83.38	1.14	0.99
BAR	113	O-A	M	165.58	135.14	76.48	167.79	132.69	478.35	300.49	61.06	1.26	1.23
BAR	114	O-A	M	201.91	188.69	-65.44	205.90	184.25	626.05	390.26	79.48	1.12	1.07
BAR	115	O-A	M	160.47	139.49	67.93	164.90	134.80	533.56	299.72	64.71	1.22	1.15
BAR	121	O-A	M	130.08	145.24	-19.07	147.29	127.74	504.71	275.08	60.87	1.15	0.90
BAR	128	O-A	M	171.44	144.03	-86.43	171.88	143.30	545.65	315.22	66.94	1.20	1.19
BAR	84(bis)	O-A	M									1.13	
BAR	20	O-A	F	122.51	106.71	-58.65	132.03	97.06	456.01	229.06	52.93	1.36	1.15
BAR	22	O-A	F	81.91	69.34	69.02	84.11	67.06	377.01	151.16	39.51	1.25	1.18
BAR	25	O-A	F	108.15	90.31	65.00	113.19	85.17	416.11	198.34	47.62	1.33	1.20
BAR	33	O-A	F				96.56	78.95	436.13	175.51	45.49	1.22	
BAR	34	O-A	F				91.03	81.18	410.50	172.22	43.83	1.12	
BAR	36	O-A	F				115.15	94.29	461.60	209.44	50.85	1.22	
BAR	43	O-A	F				72.52	53.78	337.59	126.29	34.39	1.35	
BAR	55	O-A	F				116.35	83.96	456.98	200.28	49.32	1.39	
BAR	59	O-A	F				87.19	69.52	409.00	156.69	41.85	1.25	
BAR	61	O-A	F	127.01	108.13	-85.75	127.14	107.86	552.96	235.01	59.67	1.18	1.17
BAR	62	O-A	F				131.57	92.69	475.62	224.23	53.55	1.42	
BAR	65	O-A	F				126.27	94.60	460.37	220.85	52.54	1.33	
BAR	67	O-A	F										
BAR	69	O-A	F						417.30			1.26	
BAR	94	O-A	F	94.29	92.46	48.23	101.98	84.64	454.41	186.62	48.24	1.20	1.02
BAR	96	O-A	F										
BAR	98	O-A	F				113.69	84.50	401.14	198.17	46.70	1.35	
BAR	100	O-A	F?	71.36	63.57	82.04	71.51	63.34	336.78	134.85	35.38	1.13	1.12
BAR	110	O-A	F?				101.73	74.85	403.74	176.57	44.16	1.36	
BAR	112	O-A	F				91.03	82.75	409.50	173.80	43.62	1.10	
BAR	119	O-A	F				81.75	61.95	359.00	143.69	37.48	1.32	
BAR	125	O-A	F				148.42	122.76	534.21	271.17	62.67	1.21	
BAR	132	O-A	F	116.75	118.92	39.57	123.24	112.21	494.24	235.49	55.71	1.10	0.98
BAZ	387	V SEC	M				100.18	89.79	440.56	190.00	47.25	1.12	
BAZ	404	V SEC	M	125.75	105.39	-89.44	125.96	105.00	477.77	230.98	53.84	1.20	1.19
BAZ	471	V SEC	M						739.59			1.12	
BAZ	491	V SEC	M				102.53	69.97	427.99	172.46	44.51	1.47	
BAZ	506	V SEC	M						474.05			1.28	
BAZ	533	V SEC	M				233.00	209.25	637.61	442.34	86.53	1.11	
BAZ	649	V SEC?	M			88.72						1.12	1.12
BAZ	776	V SEC?	M									1.11	
BAZ	794	V SEC?	M						428.97			1.28	
BAZ	808	V SEC?	M	180.96	181.34	-44.79	189.35	172.51	597.36	361.97	74.71	1.10	1.00
BAZ	824	V SEC?	M				166.73	144.70	596.13	311.51	69.04	1.15	
BAZ	839	V SEC?	M?										
BAZ	850	V SEC?	M						516.09			1.16	
BAZ	863	V SEC	M				190.57	162.29	619.34	352.92	75.05	1.17	
BAZ	907	V SEC	M			-57.17			440.12			1.25	1.09

NECRO POLIS	Burial	PERIOD	SEX	IX HUMR	IY HUMR	THET HUMR	IMAX HUMR	IMIN HUMR	TA HUMR	J HUMR	ZP HUMR	IXNN HUMR	IXY HUMR
BAZ	928	V SEC?	M										
BAZ	939	V SEC	M			75.07						1.17	1.15
BAZ	952	V SEC	M						437.38			1.29	
BAZ	956	V SEC	M				136.51	114.69	480.50	251.22	56.49	1.19	
BAZ	978	V SEC	M			-24.18						1.13	0.92
BAZ	983	V SEC	M						611.77			1.11	
BAZ	990	V SEC	M	139.92	107.76	-84.57	140.45	107.08	485.34	247.51	56.18	1.31	1.30
BAZ	995	V SEC	M										
BAZ	1023	V SEC	M						524.18			1.06	
BAZ	1028	V SEC?	M?				155.58	120.35	537.35	275.92	62.85	1.29	
BAZ	1036	V SEC	M						548.62			1.25	
BAZ	1040	V SEC	M	185.09	177.72	52.45	196.41	166.04	561.80	362.51	72.84	1.18	1.04
BAZ	1042	V SEC	M	148.37	144.09	49.24	161.61	130.57	540.30	292.20	64.10	1.24	1.03
BAZ	1123	V SEC	M	149.83	178.93	-27.49	189.77	138.72	522.55	328.45	66.78	1.37	0.84
BAZ	1134	V SEC	M						520.68			1.04	
BAZ	1137	V SEC	M						475.16			1.08	
BAZ	1150	V SEC	M	127.46	125.23	-47.43	140.68	111.80	497.60	252.49	57.56	1.26	1.02
BAZ	1156	V SEC?	M	122.35	96.98	-85.05	122.76	96.41	473.18	219.17	52.03	1.27	1.26
BAZ	1174	V SEC	M	116.50	117.64	26.61	118.01	115.82	459.84	233.93	52.77	1.02	0.99
BAZ	1176	V SEC	M				139.32	127.87	518.34	267.27	59.95	1.09	
BAZ	1180	V SEC	M										
BAZ	1214	V SEC	M				145.33	113.76	520.76	259.08	59.55	1.28	
BAZ	1218	V SEC	M						446.34			1.10	
BAZ	1226	V SEC	M				211.67	189.25	596.56	401.03	79.02	1.12	
BAZ	1236	V SEC	M			61.21			481.06			1.05	1.02
BAZ	1245	V SEC?_DIST	M	147.00	140.93	-54.12	154.12	133.53	489.48	287.70	60.68	1.15	1.04
BAZ	1332	V SEC?	M	117.68	100.67	-82.66	118.14	100.02	446.11	218.18	50.63	1.18	1.17
BAZ	1333	V SEC?	M						479.90			1.09	
BAZ	1334	V SEC?	M				136.34	111.49	499.09	247.84	57.31	1.22	
BAZ	1337	V SEC?	M				151.41	127.95	518.63	279.40	61.38	1.18	
BAZ	1347	V SEC?	M						487.03			1.21	
BAZ	1360	V SEC?	M						466.66			1.13	
BAZ	1379	V SEC?	M	155.06	105.13	71.15	161.98	98.15	493.37	260.03	58.20	1.65	1.47
BAZ	1418	V SEC?	M	112.46	91.79	63.71	119.37	84.77	459.19	204.11	49.74	1.41	1.23
BAZ	1471	V SEC?	M	106.54	102.39	78.40	106.84	101.88	455.00	208.77	50.13	1.05	1.04
BAZ	1484	V SEC?	M	134.15	91.76	-66.56	144.18	81.69	443.22	225.79	51.90	1.76	1.46
BAZ	1496	V SEC?	M	145.01	124.20	82.01	145.42	123.78	451.03	269.20	57.03	1.17	1.17
BAZ	1586	V SEC?	M				171.12	163.61	544.72	334.89	68.31	1.05	
BAZ	1306A	V SEC?	M	123.41	111.23	-66.48	126.47	107.96	485.98	234.46	54.74	1.17	1.11
BAZ	1306B	V SEC?	M				155.61	137.28	538.97	292.95	64.18	1.13	
BAZ	384A	V SEC	M										
BAZ	884	V SEC	IND									1.04	
BAZ	1201	V SEC	IND										
BAZ	768	V SEC?	F									1.20	
BAZ	810	V SEC	F	101.71	77.83	77.46	102.99	76.48	416.90	179.45	45.23	1.35	1.31
BAZ	817	V SEC	F										
BAZ	837	V SEC?	F				123.16	74.93	445.55	198.05	49.39	1.64	
BAZ	855	V SEC	F	104.04	84.46	71.54	106.58	81.82	446.58	188.38	47.60	1.30	1.23
BAZ	887	V SEC?	F			-27.09						1.28	0.87
BAZ	892	V SEC	F				128.02	101.91	449.24	229.93	52.31	1.26	
BAZ	922	V SEC?	F	75.35	67.69	71.96	76.24	66.72	381.46	142.96	38.76	1.14	1.11
BAZ	969	V SEC	F?									1.13	
BAZ	997	V SEC	F?	168.62	168.14	-45.63	184.77	151.68	580.60	336.47	71.32	1.22	1.00
BAZ	1191	V SEC	F	142.53	111.80	79.95	143.73	110.45	474.94	254.17	56.82	1.30	1.27
BAZ	1228	V SEC	F				99.29	68.78	427.04	168.04	44.32	1.44	
BAZ	1469	V SEC?	F	127.01	102.91	-66.28	132.94	96.85	437.42	229.77	51.88	1.37	1.23
BAZ	1530	V SEC?	F									1.14	
BAZ	1590	V SEC?	F?									1.25	
BAZ	742	ROM	M										
BAZ	734	ROM	F									1.21	
BAZ	406	O-A	M										
BAZ	407	O-A	M				139.86	125.24	521.88	265.15	60.22	1.12	
BAZ	408	O-A	M						442.05			1.18	
BAZ	411	O-A	M									1.15	
BAZ	417	O-A	M				170.40	131.92	492.51	302.31	62.46	1.29	
BAZ	423	O-A	M						507.13			1.07	
BAZ	426	O-A	M									1.25	
BAZ	428	O-A	M									1.49	
BAZ	440	O-A	M									1.23	

NECRO POLIS	Burial	PERIOD	SEX	IX HUMR	IY HUMR	THET HUMR	IMAX HUMR	IMIN HUMR	TA HUMR	J HUMR	ZP HUMR	IXNN HUMR	IXY HUMR
BAZ	441	O-A	M	129.10	121.35	-73.21	130.08	120.11	488.91	250.25	56.66	1.08	1.06
BAZ	444	O-A	M										
BAZ	536	O-A	M									1.14	
BAZ	541	O-A	M										
BAZ	560	O-A	M									1.20	
BAZ	565	O-A	M	100.61	104.26	-19.68	104.81	99.81	427.16	204.69	47.79	1.05	0.96
BAZ	579	O-A	M										
BAZ	589	O-A	M?									1.28	
BAZ	632	O-A	M									1.28	
BAZ	633	O-A	M										
BAZ	636	O-A	M										
BAZ	659	O-A	M	127.72	148.89	16.89	151.05	125.30	522.32	276.37	61.56	1.21	0.86
BAZ	661	O-A	M									1.23	
BAZ	670	O-A	M									1.09	
BAZ	673	O-A	M						505.98			1.10	
BAZ	682	O-A	M	136.68	149.28	-30.55	155.99	129.69	501.57	285.71	61.16	1.20	0.92
BAZ	691	O-A	M				123.56	111.98	467.04	235.60	53.59	1.10	
BAZ	692	O-A	M										
BAZ	698	O-A	M										
BAZ	699	O-A	M									1.31	
BAZ	735	O-A	M				104.07	68.83	322.51	172.87	39.12	1.51	
BAZ	736	O-A	M	139.32	147.30	27.42	150.21	136.08	537.19	286.37	63.19	1.10	0.95
BAZ	740	O-A	M						455.24			1.64	
BAZ	747	O-A	M				114.75	79.56	406.14	194.27	45.73	1.44	
BAZ	772	O-A	M	118.01	106.30	88.61	118.19	105.90	508.28	224.13	54.74	1.12	1.11
BAZ	793	O-A	M						549.07			1.16	
BAZ	840	O-A	M						446.72			1.12	
BAZ	842	O-A	M						405.30			1.12	
BAZ	866	O-A	M						489.09			1.26	
BAZ	868	O-A	M						519.54			1.24	
BAZ	870	O-A	M										
BAZ	890	O-A	M										
BAZ	897	O-A	M?				105.71	69.15	422.68	174.84	45.15	1.53	
BAZ	899	O-A	M										
BAZ	912	O-A	M						402.61			1.26	
BAZ	924	O-A	M										
BAZ	945	O-A	M	140.10	119.39	-78.79	141.24	118.00	533.48	259.28	59.88	1.20	1.17
BAZ	976	O-A	M	126.03	107.98	81.20	126.63	107.20	481.55	233.84	54.80	1.18	1.17
BAZ	1014	O-A	M						371.49			1.06	
BAZ	1016	O-A	M										
BAZ	1031	O-A	M						481.11			1.06	
BAZ	1038	O-A	M	105.39	87.97	-65.41	110.14	83.10	441.44	193.23	47.75	1.33	1.20
BAZ	1112	O-A	M										
BAZ	1119	O-A	M						496.85			1.18	
BAZ	1145	O-A	M									1.19	
BAZ	1204	O-A	M	150.63	142.65	50.84	167.00	126.05	560.82	293.04	65.71	1.32	1.06
BAZ	1205	O-A	M						539.39			1.13	
BAZ	1206	O-A	M				108.34	97.19	448.15	205.57	49.19	1.11	
BAZ	1223	O-A	M?										
BAZ	1242	O-A	M			-39.17			502.30			1.26	0.95
BAZ	1251	O-A	M				118.46	107.15	484.31	225.66	53.83	1.11	
BAZ	1273	O-A	M?									1.04	
BAZ	1325	O-A?	M						497.65			1.14	
BAZ	1339	O-A	M			76.27			519.09			1.24	1.21
BAZ	1359	O-A	M				126.44	117.01	503.12	243.50	56.78	1.08	
BAZ	1376	O-A	M				96.24	81.89	416.13	178.15	44.41	1.18	
BAZ	1382	O-A?	M	111.44	86.51	-70.09	115.40	82.44	445.84	197.81	48.29	1.40	1.29
BAZ	1423	O-A	M									1.19	
BAZ	1426	O-A	M	163.53	152.09	-58.60	170.77	144.54	579.94	315.36	69.13	1.18	1.08
BAZ	1512	O-A	M				138.86	99.60	452.40	238.43	53.24	1.39	
BAZ	1515	O-A	M	132.67	126.18	-55.67	138.71	119.88	578.12	258.64	62.45	1.16	1.05
BAZ	1520	O-A	M									1.16	
BAZ	1521	O-A	M						493.17			1.12	
BAZ	1522	O-A	M									1.17	
BAZ	1529	O-A	M	134.71	108.57	89.35	134.95	108.15	521.05	243.10	57.45	1.25	1.24
BAZ	1531	O-A	M				133.35	118.13	513.13	251.54	58.22	1.13	
BAZ	1534	O-A	M				128.62	92.06	475.07	220.65	52.46	1.40	
BAZ	1544	O-A	M									1.15	
BAZ	1547	O-A	M				110.01	76.81	430.91	186.78	46.43	1.43	

NECRO POLIS	Burial	PERIOD	SEX	IX HUMR	IY HUMR	THET HUMR	IMAX HUMR	IMIN HUMR	TA HUMR	J HUMR	ZP HUMR	IXNN HUMR	IXY HUMR
BAZ	1549	O-A	M						423.45			1.06	
BAZ	1557	O-A	M						504.39			1.05	
BAZ	1558	O-A	M						409.13			1.72	
BAZ	1572	O-A	M				138.57	103.39	488.73	241.94	55.60	1.34	
BAZ	1574	O-A	M						457.23			1.20	
BAZ	1584	O-A	M						438.24			1.18	
BAZ	1585	O-A	M						601.65			1.44	
BAZ	1597	O-A	M	101.28	97.23	64.21	102.64	95.70	433.67	198.38	47.87	1.07	1.04
BAZ	625BIS	O-A_DIST	M									1.25	
BAZ	626A	O-A_DIST	M?									1.25	
BAZ	630B	O-A	M				136.26	108.55	489.15	244.81	55.98	1.26	
BAZ	672B	O-A	M?	112.02	97.36	-71.50	114.04	95.18	453.52	209.23	50.04	1.20	1.15
BAZ	386	O-A	F				92.37	62.44	388.40	154.79	40.78	1.48	
BAZ	398	O-A	F									1.46	
BAZ	455	O-A	F									1.18	
BAZ	475	O-A	F						381.34			1.11	
BAZ	502	O-A	F										
BAZ	534	O-A	F				100.67	84.19	476.07	184.87	48.74	1.20	
BAZ	554	O-A	F			-55.60			475.48			1.42	1.13
BAZ	575	O-A	F?						528.28			1.62	
BAZ	580	O-A	F				88.18	55.56	397.12	143.72	39.91	1.59	
BAZ	600	O-A	F						401.04			1.40	
BAZ	664	O-A	F									1.38	
BAZ	666	O-A	F										
BAZ	689	O-A	F						515.13			1.14	
BAZ	846	O-A	F	117.92	102.23	-67.15	121.43	98.58	418.10	220.01	49.65	1.23	1.15
BAZ	873	O-A	F				111.24	98.84	448.12	210.10	50.39	1.13	
BAZ	877	O-A	F				107.80	87.03	439.71	194.83	47.99	1.24	
BAZ	913	O-A	F	79.97	79.40	45.63	94.87	64.42	371.73	159.26	40.54	1.47	1.01
BAZ	985	O-A	F	77.13	63.15	89.40	77.20	62.97	495.84	140.18	43.04	1.23	1.22
BAZ	1006	O-A	F									1.18	
BAZ	1114	O-A	F						540.92			1.17	
BAZ	1182	O-A	F						441.53			1.18	
BAZ	1233	O-A	F						440.81			1.46	
BAZ	1276	O-A	F				102.91	66.94	410.94	169.81	43.66	1.54	
BAZ	1346	O-A	F						361.85			1.12	
BAZ	1358	O-A	F									1.12	
BAZ	1387	O-A	F						451.45			1.35	
BAZ	1518	O-A	F?									1.30	
BAZ	1537	O-A	F						399.16			1.40	
BAZ	1543	O-A	F						419.61			1.29	
BAZ	1562	O-A	F						401.71			1.20	
BAZ	1589	O-A	F?									1.08	
BAZ	1602	O-A	F?									1.08	
BAZ	671B	O-A	F						348.37			1.09	
BAZ	388	ELL	M				109.34	86.73	429.57	196.06	47.51	1.26	
BAZ	467	ELL	M						523.61			1.26	
BAZ	473	ELL	M				93.39	86.68	421.49	180.12	44.76	1.08	
BAZ	495	ELL?	M										
BAZ	497	ELL	M										
BAZ	501	ELL	M									1.22	
BAZ	515	ELL	M						466.61			1.28	
BAZ	520	ELL	M			-66.10			632.11			1.12	1.07
BAZ	543	ELL	M	162.66	140.59	-65.20	169.01	133.99	529.87	303.02	64.84	1.26	1.16
BAZ	555	ELL	M	136.23	114.76	-69.92	139.81	110.99	504.05	250.80	57.41	1.26	1.19
BAZ	561	ELL	M	88.85	84.75	-67.52	89.83	83.59	408.02	173.46	43.17	1.07	1.05
BAZ	566	ELL	M						420.61			1.39	
BAZ	574	ELL	M										
BAZ	578	ELL	M									1.38	
BAZ	614	ELL_DIST	M	115.02	110.90	-59.72	117.39	108.28	469.57	225.74	52.66	1.08	1.04
BAZ	625	ELL	M										
BAZ	651	ELL	M	115.28	118.37	-32.82	120.47	112.93	446.02	233.46	52.43	1.07	0.97
BAZ	658	ELL	M						450.78			1.17	
BAZ	669	ELL	M									1.30	
BAZ	679	ELL_DIST	M									1.33	
BAZ	684	ELL	M			-56.47						1.06	1.02
BAZ	686	ELL	M				170.12	124.12	519.48	294.20	63.51	1.37	
BAZ	688	ELL	M									1.28	
BAZ	782	ELL	M				144.35	113.79	491.23	258.14	58.07	1.27	

NECRO POLIS	Burial	PERIOD	SEX	IX HUMR	IY HUMR	THET HUMR	IMAX HUMR	IMIN HUMR	TA HUMR	J HUMR	ZP HUMR	IXNN HUMR	IXY HUMR
BAZ	788	ELL	M	122.95	119.96	-65.74	123.94	118.68	445.28	242.71	53.19	1.04	1.02
BAZ	803	ELL	M	153.65	116.26	-86.11	154.07	115.68	482.45	269.74	58.65	1.33	1.32
BAZ	804	ELL	M				184.64	129.62	552.28	314.20	67.26	1.42	
BAZ	816	ELL	M	125.75	123.11	48.96	134.74	113.89	483.39	248.66	56.17	1.18	1.02
BAZ	858	ELL	M?									1.18	
BAZ	900	ELL	M						547.13			1.07	
BAZ	901	ELL	M	118.85	119.04	-44.97	134.79	102.92	465.57	237.69	54.07	1.31	1.00
BAZ	909	ELL?	M	119.54	111.98	-51.74	132.43	98.92	453.04	231.33	52.78	1.34	1.07
BAZ	954	ELL	M	189.57	185.53	-48.79	204.03	170.72	548.17	374.79	73.21	1.20	1.02
BAZ	960	ELL	M	150.59	107.55	-72.34	155.71	102.35	525.83	257.99	60.08	1.52	1.40
BAZ	964	ELL?	M	113.69	91.13	-64.49	120.49	84.22	439.93	204.68	49.25	1.43	1.25
BAZ	967	ELL	M			-56.60			464.87			1.15	1.06
BAZ	968	ELL	M?									1.13	
BAZ	979	ELL	M				216.69	126.71	578.49	343.27	72.79	1.71	
BAZ	1012	ELL	M			29.99			490.44			1.07	0.97
BAZ	1136	ELL	M						630.24			1.26	
BAZ	1138	ELL	M				205.93	149.27	546.38	355.15	70.71	1.38	
BAZ	1140	ELL	M						308.79			1.36	
BAZ	1152	ELL	M	142.44	170.84	-21.82	176.31	136.69	498.40	312.99	63.85	1.29	0.83
BAZ	1157	ELL	M	124.68	115.44	69.24	126.43	113.46	462.86	239.94	54.20	1.11	1.08
BAZ	1169	ELL	M?									1.10	
BAZ	1172	ELL?	M				198.18	147.31	557.02	345.46	71.12	1.35	
BAZ	1192	ELL	M	156.12	158.51	-43.18	174.62	139.72	488.09	314.36	63.37	1.25	0.98
BAZ	1210	ELL	M	173.47	163.59	-51.40	191.69	145.07	558.80	336.75	69.56	1.32	1.06
BAZ	1211	ELL	M						530.55			1.08	
BAZ	1243	ELL	M						386.84			1.53	
BAZ	1265	ELL	M				115.47	96.19	441.45	211.68	49.69	1.20	
BAZ	1367	ELL	M						462.87			1.21	
BAZ	1378	ELL	M?									1.09	
BAZ	1385	ELL	M?									1.12	
BAZ	1388	ELL	M	170.97	145.87	68.27	176.14	140.42	577.86	316.58	68.67	1.25	1.17
BAZ	1393	ELL?	M	111.99	93.95	67.35	115.98	89.83	495.74	205.80	51.90	1.29	1.19
BAZ	1400	ELL	M				106.84	82.94	424.09	189.78	46.13	1.29	
BAZ	1407	ELL	M	127.82	103.11	82.48	128.49	102.26	478.30	230.76	53.74	1.26	1.24
BAZ	1415	ELL	M	107.68	107.29	-45.94	115.81	98.96	428.86	214.80	49.37	1.17	1.00
BAZ	1419	ELL	M						443.01			1.09	
BAZ	1422	ELL	M	98.62	85.86	70.78	100.53	83.79	390.59	184.34	43.54	1.20	1.15
BAZ	1433	ELL	M	135.17	126.31	77.03	135.81	125.42	466.38	261.29	56.86	1.08	1.07
BAZ	1436	ELL	M	87.51	98.59	-11.15	99.04	86.87	437.28	185.94	46.34	1.14	0.89
BAZ	1437	ELL	M	103.30	108.61	10.03	108.77	102.91	490.35	211.74	52.29	1.06	0.95
BAZ	1440	ELL	M				136.97	95.76	487.61	232.69	55.00	1.43	
BAZ	1441	ELL	M	171.91	154.78	-71.73	174.30	152.08	560.99	326.43	69.20	1.15	1.11
BAZ	1453	ELL	M				174.55	148.14	554.64	322.74	68.23	1.18	
BAZ	1461	ELL	M						430.31			1.10	
BAZ	1463	ELL	M	127.00	124.08	-51.46	132.50	118.34	492.56	250.88	57.23	1.12	1.02
BAZ	1466	ELL	M	112.07	102.64	85.85	112.27	102.21	435.50	214.54	49.54	1.10	1.09
BAZ	1470	ELL	M	176.46	161.35	-64.55	181.22	156.29	581.25	337.55	71.75	1.16	1.09
BAZ	1473	ELL	M	104.58	108.79	-15.51	109.13	103.99	467.93	213.19	51.13	1.05	0.96
BAZ	1477	ELL	M	151.33	140.52	-49.85	178.77	112.94	497.47	291.62	62.01	1.58	1.08
BAZ	1478	ELL	M						459.40			1.05	
BAZ	1482	ELL	M	140.00	104.99	-65.54	149.43	95.47	503.36	244.82	57.17	1.57	1.33
BAZ	1495	ELL	M	146.36	118.95	89.63	146.70	118.37	539.24	265.10	60.62	1.24	1.23
BAZ	1500	ELL	M				139.17	109.93	510.81	249.11	57.70	1.27	
BAZ	1506	ELL	M										
BAZ	1608	ELL	M				117.55	103.60	457.14	221.21	51.31	1.13	
BAZ	1659	ELL	M						433.15			1.18	
BAZ	1660	ELL	M	163.32	173.56	-34.70	182.94	153.57	565.11	336.56	70.07	1.19	0.94
BAZ	1140B	ELL	M			-22.96			616.29			1.25	0.86
BAZ	396a	ELL	M										
BAZ	470A	ELL	M				154.62	107.07	469.45	261.64	57.03	1.44	
BAZ	940	ELL	IND										
BAZ	1208	ELL	IND										
BAZ	484	ELL	F									1.17	
BAZ	496	ELL	F										
BAZ	517	ELL	F?				157.99	133.47	522.40	291.49	63.09	1.18	
BAZ	551	ELL	F	81.56	79.93	48.64	87.52	73.87	375.39	161.39	40.71	1.18	1.02
BAZ	591	ELL	F	128.60	90.63	-82.99	129.31	89.84	484.61	219.12	53.44	1.44	1.42
BAZ	597	ELL	F										
BAZ	617	ELL	F									1.07	

NECRO POLIS	Burial	PERIOD	SEX	IX HUMR	IY HUMR	THET HUMR	IMAX HUMR	IMIN HUMR	TA HUMR	J HUMR	ZP HUMR	IXNN HUMR	IXY HUMR
BAZ	628	ELL	F				113.19	97.99	453.94	211.21	50.32	1.16	
BAZ	641	ELL	F	86.09	73.21	-67.86	88.71	70.49	363.34	159.19	39.60	1.26	1.18
BAZ	650	ELL	F				121.79	105.83	446.34	227.63	52.19	1.15	
BAZ	653	ELL	F	104.94	76.16	83.15	105.43	75.61	410.74	181.01	44.99	1.39	1.38
BAZ	678	ELL	F										
BAZ	685	ELL	F	169.24	127.35	-75.93	172.37	124.06	500.85	296.39	62.38	1.39	1.33
BAZ	687	ELL_DIST	F			-78.47						1.14	1.12
BAZ	770	ELL	F						435.68			1.05	
BAZ	777	ELL	F				153.58	120.24	504.93	273.81	61.03	1.28	
BAZ	784	ELL	F				80.28	53.24	358.19	133.50	36.58	1.51	
BAZ	800	ELL	F	97.98	78.38	72.25	100.28	76.00	381.91	176.26	42.75	1.32	1.25
BAZ	807	ELL	F				77.96	61.97	380.65	139.93	38.18	1.26	
BAZ	820	ELL	F				85.91	63.68	385.39	149.57	39.71	1.35	
BAZ	828	ELL	F?									1.11	
BAZ	914	ELL	F						412.90			1.48	
BAZ	915	ELL	F	154.77	127.82	-58.93	170.51	111.95	521.01	282.39	62.41	1.52	1.21
BAZ	944	ELL	F?									1.62	
BAZ	962	ELL	F	87.88	76.70	66.27	90.61	73.88	390.39	164.48	41.78	1.23	1.15
BAZ	965	ELL	F										
BAZ	1009	ELL	F?									1.15	
BAZ	1033	ELL	F				68.31	60.11	295.92	128.43	32.39	1.14	
BAZ	1121	ELL	F										
BAZ	1128	ELL	F						422.83			1.30	
BAZ	1166	ELL	F										
BAZ	1167	ELL	F	144.60	117.62	72.29	147.87	114.19	508.44	262.04	59.67	1.29	1.23
BAZ	1250	ELL_DIST	F				92.41	88.23	424.79	180.69	45.24	1.05	
BAZ	1261	ELL	F	67.87	49.13	89.24	67.85	49.12	342.33	116.96	33.38	1.38	1.38
BAZ	1319	ELL	F				104.77	69.52	393.54	174.26	43.34	1.51	
BAZ	1341	ELL	F	95.77	82.09	-81.80	96.11	81.63	410.42	177.75	44.36	1.18	1.17
BAZ	1357	ELL	F				77.95	58.11	366.44	136.05	36.90	1.34	
BAZ	1410	ELL	F										
BAZ	1427	ELL	F									1.11	
BAZ	1431	ELL	F	76.08	52.12	-87.46	76.12	52.04	325.16	128.15	34.02	1.46	1.46
BAZ	1443	ELL	F	97.91	85.18	66.46	100.97	82.01	391.71	182.98	44.24	1.23	1.15
BAZ	1444	ELL	F?									1.11	
BAZ	1456	ELL	F									1.39	
BAZ	1467	ELL	F	71.26	64.40	88.77	71.26	64.33	358.85	135.59	36.53	1.11	1.11
BAZ	1474	ELL	F									1.26	
BAZ	1475	ELL	F				106.33	100.66	449.12	207.03	49.91	1.06	
BAZ	1479	ELL	F	84.72	71.45	79.66	85.21	70.86	393.14	156.08	40.73	1.20	1.19
BAZ	1483	ELL	F	126.07	118.26	87.84	126.18	117.94	445.01	244.16	53.95	1.07	1.07
BAZ	1488	ELL	F	82.22	70.36	85.14	82.34	70.15	376.44	152.49	39.45	1.17	1.17
BAZ	1647	ELL	F										
BAZ	1650	ELL	F						445.23			1.26	
BAZ	1657	ELL	F									1.25	
BAZ	1662	ELL	F				98.93	90.47	435.84	189.43	46.90	1.09	
BAZ	396b	ELL	F	94.30	68.70	-81.24	94.98	67.95	383.94	162.92	41.15	1.40	1.37
CAPE	257	O-A	M				96.13	76.80	389.86	172.94	42.46	1.25	
CAPE	141	O-A	F				96.29	87.72	398.40	184.01	44.61	1.10	
CAPE	171	O-A?	F										
CAPE	108	IND	M									1.35	
CAPE	199	IND	M						452.59			1.30	
CAPE	202	IND	F						465.16			1.26	
CAPE	227	IND	F				115.48	91.29	456.72	206.77	50.37	1.27	
CAPE	248	IND	F	74.81	56.45	-84.92	74.94	56.27	372.22	131.21	36.87	1.33	1.33
CAPE	131	ELL	M									1.35	
CAPE	143	ELL	M	123.81	108.58	-88.45	123.96	108.23	502.34	232.19	55.65	1.15	1.14
CAPE	151	ELL	M										
CAPE	168	ELL	M				124.54	96.82	449.84	221.36	51.45	1.29	
CAPE	175	ELL?	M	132.09	115.64	88.15	132.31	115.19	466.71	247.50	54.96	1.15	1.14
CAPE	180	ELL	M	107.69	104.54	51.28	113.76	98.27	466.92	212.03	51.24	1.16	1.03
CAPE	216	ELL	M										
CAPE	144	ELL	F	128.54	106.10	70.70	131.85	102.65	467.22	234.50	54.33	1.28	1.21
CAPE	146	ELL	F				84.54	67.76	358.41	152.30	38.88	1.25	
CAPE	172	ELL	F	123.87	93.80	-76.41	125.89	91.68	440.89	217.56	50.95	1.37	1.32
CAPE	188	ELL	F	103.56	97.74	-64.58	105.34	95.81	403.66	201.15	46.86	1.10	1.06
CAPE	190	ELL	F			-71.57			420.68			1.22	1.17
CB	3	ROM?	M?									1.16	
CB	10	O-A	M									1.14	

NECRO POLIS	Burial	PERIOD	SEX	IX HUMR	IY HUMR	THET HUMR	IMAX HUMR	IMIN HUMR	TA HUMR	J HUMR	ZP HUMR	IXNN HUMR	IXY HUMR
CB	33	O-A	M									1.21	
CB	34	O-A	M				120.12	105.16	457.97	225.40	52.13	1.14	
CB	38	O-A	M				130.26	106.78	469.25	237.15	54.10	1.22	
CB	42	O-A	M						414.29			1.14	
CB	44	O-A	M				177.47	170.48	658.08	348.07	76.66	1.04	
CB	47	O-A	M									1.04	
CB	71	O-A	M									1.38	
CB	75	O-A	M						494.72			1.17	
CB	77	O-A?	M?									1.43	
CB	82	O-A	M				133.06	104.72	427.01	237.89	51.55	1.27	
CB	91	O-A	M				121.89	105.36	454.75	227.38	52.42	1.16	
CB	94	O-A	M						546.00			1.18	
CB	110	O-A	M									1.61	
CB	115	O-A	M									1.41	
CB	118	O-A	M?				109.03	86.06	471.03	195.26	49.84	1.27	
CB	126	O-A	M						469.88			1.38	
CB	132	O-A	M						454.40			1.11	
CB	140	O-A	M				135.98	124.29	550.66	260.38	61.13	1.09	
CB	143	O-A	M						540.16			1.21	
CB	172	O-A?	M				110.90	106.87	457.57	217.91	51.51	1.04	
CB	173	O-A	M	221.43	276.55	3.89	277.12	220.33	691.65	497.59	94.32	1.26	0.80
CB	2	O-A	F				152.07	132.29	525.50	284.52	62.95	1.15	
CB	27	O-A	F									1.45	
CB	35	O-A	F									1.23	
CB	39	O-A	F										
CB	59	O-A	F				101.58	84.43	413.63	186.17	45.54	1.20	
CB	88	O-A	F				124.73	96.19	464.10	221.12	52.83	1.30	
CB	98	O-A	F						462.05			1.31	
CB	103	O-A	F									1.07	
CB	105	O-A	F									1.38	
CB	171	O-A	F						481.00			1.18	
CB	181	O-A	F									1.14	
CB	193	O-A	F										
CB	57B	O-A?	F?				89.90	73.61	368.18	163.66	40.46	1.22	
CB	57A	IND	M						500.30			1.08	
CB	54A	IND	F?									1.30	
CB	32	ELL	M						386.58			1.06	
CB	62	ELL	M						480.79			1.07	
CB	76	ELL	M?				90.56	70.38	417.51	161.13	43.10	1.29	
CB	84	ELL?	M				146.91	118.62	593.31	265.63	64.16	1.24	
CB	123	ELL	M?	120.49	88.36	-79.43	121.82	86.94	441.00	208.88	49.56	1.40	1.36
CB	164	ELL	M				122.23	105.36	471.10	227.70	53.13	1.16	
CB	54B	ELL	M				156.76	142.17	554.34	299.05	65.70	1.10	
CB	11	ELL	F?									1.38	
CB	12	ELL	F				89.16	61.96	393.70	151.26	40.33	1.44	
CB	50	ELL	F?									1.12	
CB	67	ELL	F?									1.19	
CB	111	ELL	F				103.48	74.09	388.99	177.76	43.56	1.40	
CB	162	ELL	F									1.05	
CINTU	17ROM	ROM	M				129.58	105.99	469.73	235.58	54.01	1.22	
CINTU	TR56_T10	ROM?	M	98.17	94.11	-52.18	104.63	87.49	428.97	192.14	46.81	1.20	1.04
CINTU	TR56_T3	ROM?	M	97.75	82.13	83.75	98.03	81.72	458.13	179.75	46.85	1.20	1.19
CINTU	TR56_T1	ROM?	F	93.27	68.41	89.23	93.33	68.29	403.73	161.60	42.12	1.37	1.36
CINTU	TR56_T8	ROM?	F	79.12	69.29	-69.31	80.80	67.51	384.93	148.31	39.33	1.20	1.14
CINTU	5	O-A	M									1.10	
CINTU	14	O-A	M	116.19	115.23	47.56	122.11	109.07	457.96	231.23	52.59	1.12	1.01
CINTU	17	O-A	M	108.38	92.64	74.49	109.90	90.96	481.27	200.87	50.23	1.21	1.17
CINTU	18	O-A	M									1.11	
CINTU	19	O-A	M				206.10	184.55	623.96	390.76	78.96	1.12	
CINTU	23	O-A	M									1.08	
CINTU	26	O-A	M				190.93	154.32	600.06	345.28	73.54	1.24	
CINTU	27	O-A	M				121.59	107.71	459.93	229.34	52.91	1.13	
CINTU	34	O-A	M				174.45	125.28	529.61	299.69	64.69	1.39	
CINTU	53	O-A	M				144.75	135.92	497.26	280.75	60.73	1.06	
CINTU	56	O-A	M									1.10	
CINTU	74	O-A	M									1.29	
CINTU	76	O-A	M				99.58	82.02	445.15	181.61	46.28	1.21	
CINTU	80	O-A	M	127.75	121.02	-60.04	131.34	117.19	512.33	248.58	58.04	1.12	1.06
CINTU	97	O-A	M				130.99	120.46	497.89	251.52	56.99	1.09	

NECRO POLIS	Burial	PERIOD	SEX	IX HUMR	IY HUMR	THET HUMR	IMAX HUMR	IMIN HUMR	TA HUMR	J HUMR	ZP HUMR	IXNN HUMR	IXY HUMR
CINTU	105	O-A	M				141.42	92.12	481.99	233.48	55.06	1.54	
CINTU	106	O-A	M				109.65	89.80	418.59	199.45	47.15	1.22	
CINTU	108	O-A	M									1.06	
CINTU	115	O-A	M	121.78	114.34	-56.18	128.13	107.78	487.80	235.93	55.02	1.19	1.07
CINTU	119	O-A	M				167.87	149.56	572.60	317.51	68.77	1.12	
CINTU	125	O-A	M									1.09	
CINTU	131	O-A	M				154.24	115.46	533.97	269.68	61.26	1.34	
CINTU	135	O-A	M				117.08	88.62	414.12	205.68	47.83	1.32	
CINTU	136	O-A	M	131.72	139.84	35.00	147.55	123.74	521.91	271.33	60.65	1.19	0.94
CINTU	137	O-A	M						535.20			1.37	
CINTU	142	O-A	M	135.53	114.91	-71.78	138.26	111.97	471.30	250.25	55.78	1.23	1.18
CINTU	143	O-A	M				97.96	84.65	451.21	182.63	46.78	1.16	
CINTU	156	O-A	M	144.51	168.07	-16.32	170.32	141.94	488.38	312.30	63.28	1.20	0.86
CINTU	160	O-A	M				176.57	158.63	571.29	335.27	70.82	1.11	
CINTU	180	O-A	M				133.61	121.86	481.95	255.52	56.99	1.10	
CINTU	184	O-A	M				118.86	107.24	429.99	226.16	50.36	1.11	
CINTU	191	O-A	M						530.73			1.10	
CINTU	193	O-A	M						509.18			1.22	
CINTU	195	O-A	M						478.82			1.30	
CINTU	199	O-A	M?				107.22	95.44	524.84	202.68	53.61	1.12	
CINTU	203	O-A	M				117.72	112.93	462.55	230.72	53.30	1.04	
CINTU	205	O-A	M				159.99	132.58	512.13	292.59	62.77	1.21	
CINTU	210	O-A	M	123.15	130.80	-28.39	133.87	119.83	471.74	253.75	56.50	1.12	0.94
CINTU	212	O-A	M	99.24	88.04	-64.39	102.74	84.40	436.65	187.15	46.58	1.22	1.13
CINTU	217	O-A	M									1.19	
CINTU	224	O-A	M						503.24			1.42	
CINTU	238	O-A	M						427.03			1.29	
CINTU	242	O-A	M				152.73	128.74	510.52	281.50	61.34	1.19	
CINTU	254	O-A?	M				99.39	94.43	449.12	193.85	48.57	1.05	
CINTU	257	O-A	M				211.32	160.02	602.98	371.31	76.30	1.32	
CINTU	279	O-A?	M				177.57	166.41	586.07	344.11	72.01	1.07	
CINTU	284	O-A?	M?						460.26			1.20	
CINTU	290	O-A?	M				144.01	136.92	523.94	281.03	61.90	1.05	
CINTU	293	O-A	M				194.63	175.44	610.64	370.17	77.13	1.11	
CINTU	298	O-A	M				152.30	144.93	592.65	297.35	67.68	1.05	
CINTU	300	O-A	M						542.47			1.09	
CINTU	319	O-A	M				109.69	98.26	439.92	207.99	49.27	1.12	
CINTU	321	O-A	M						500.96			1.22	
CINTU	325	O-A	M				77.24	67.15	364.01	144.41	37.39	1.15	
CINTU	ANAS_2	O-A	M						490.59			1.22	
CINTU	9	O-A	F						418.12			1.35	
CINTU	46	O-A	F				96.90	90.74	433.25	187.67	46.71	1.07	
CINTU	100	O-A	F	108.48	95.13	-79.41	109.06	94.40	422.38	203.47	48.10	1.16	1.14
CINTU	110	O-A	F				129.39	96.63	430.14	226.00	51.20	1.34	
CINTU	128	O-A	F						434.20			1.46	
CINTU	130	O-A	F						450.99			1.37	
CINTU	133	O-A	F						422.81			1.17	
CINTU	148	O-A	F						430.97			1.47	
CINTU	157	O-A	F				109.18	97.81	441.19	207.02	49.73	1.12	
CINTU	167	O-A	F	104.22	74.17	-80.71	105.11	73.21	405.87	178.30	44.35	1.44	1.41
CINTU	173	O-A	F										
CINTU	177	O-A	F									1.19	
CINTU	178	O-A	F									1.24	
CINTU	192	O-A	F									1.59	
CINTU	198	O-A	F?				148.36	109.71	440.70	258.05	55.27	1.35	
CINTU	201	O-A	F						487.69			1.18	
CINTU	207	O-A	F	113.53	88.29	59.65	126.82	74.93	435.54	201.71	49.21	1.69	1.29
CINTU	209	O-A	F	95.21	81.29	88.27	95.24	81.15	408.61	176.39	44.34	1.17	1.17
CINTU	211	O-A	F	110.22	112.41	-38.37	115.80	106.63	420.94	222.47	50.16	1.09	0.98
CINTU	214	O-A	F	109.84	83.26	-73.49	112.51	80.51	431.71	193.00	47.58	1.40	1.32
CINTU	215	O-A	F				147.32	112.22	522.17	259.53	60.31	1.31	
CINTU	255	O-A	F						421.69			1.20	
CINTU	296	O-A	F	98.85	83.66	-82.72	99.15	83.24	400.54	182.39	44.44	1.19	1.18
CINTU	297	O-A	F	112.10	119.41	26.89	121.86	109.43	497.73	231.33	55.56	1.11	0.94
CINTU	301	O-A	F				114.91	88.49	455.01	203.39	50.14	1.30	
CINTU	302	O-A	F						391.82			1.17	
CINTU	303	O-A	F						445.97			1.06	
CINTU	322	O-A	F				175.87	139.14	599.58	315.00	70.59	1.26	
CINTU	ANAS_1	O-A	F									1.13	

NECRO POLIS	Burial	PERIOD	SEX	IX HUMR	IY HUMR	THET HUMR	IMAX HUMR	IMIN HUMR	TA HUMR	J HUMR	ZP HUMR	IXNN HUMR	IXY HUMR
CINTU	SS17_T10	IND	M	128.85	113.40	-76.71	130.00	112.02	460.46	242.06	54.09	1.16	1.14
CINTU	UNC 1	IND	M	164.47	173.93	-28.46	177.86	160.14	581.55	338.09	71.20	1.11	0.95
CINTU	UNC 2	IND	M	130.91	121.52	56.09	139.08	113.12	499.48	252.21	57.20	1.23	1.08
CINTU	249b	IND	F	92.71	78.31	-79.38	93.29	77.63	403.90	170.92	43.26	1.20	1.18
CINTU	SS17_T11	IND	F	62.48	50.03	68.49	64.77	47.69	340.01	112.45	32.53	1.36	1.25
CINTU	SS17_T12	IND	F	68.88	65.65	-59.99	70.52	63.93	343.26	134.45	35.59	1.10	1.05
CINTU	SS17_T13	IND	F	90.53	74.74	78.12	91.27	73.91	390.31	165.18	42.01	1.23	1.21
CINTU	SS17_T13a	IND	F				57.13	44.93	298.60	102.05	29.05	1.27	
CINTU	SS17_T9	IND	F	104.75	76.07	69.55	109.42	71.34	411.33	180.74	45.30	1.53	1.38
CINTU	36	ELL	M	125.28	114.27	80.36	125.75	113.56	458.47	239.36	53.96	1.11	1.10
CINTU	50	ELL	M						466.07			1.04	
CINTU	70	ELL	M						589.54			1.05	
CINTU	75	ELL	M				140.75	107.63		248.36	54.77	1.31	
CINTU	78	ELL	M				171.82	120.24	533.12	292.00	64.11	1.43	
CINTU	83	ELL	M	126.84	126.75	-46.48	129.55	123.70	507.28	253.36	57.73	1.05	1.00
CINTU	89	ELL	M	129.77	140.54	37.06	154.64	115.45	516.47	270.07	60.52	1.34	0.92
CINTU	96	ELL	M	107.62	98.41	69.21	109.36	96.46	436.99	205.87	48.59	1.13	1.09
CINTU	98	ELL	M	137.92	127.42	58.96	144.18	120.92	514.45	265.13	59.88	1.19	1.08
CINTU	170	ELL	M				129.10	103.19	479.20	232.29	54.08	1.25	
CINTU	175	ELL	M				73.19	52.72	318.80	125.89	33.29	1.39	
CINTU	183	ELL	M				187.66	164.02	549.00	351.76	70.83	1.14	
CINTU	188	ELL	M						487.08			1.30	
CINTU	231	ELL	M	125.77	127.13	-35.03	128.31	124.28	505.45	252.69	57.97	1.03	0.99
CINTU	241	ELL	M						542.94			1.28	
CINTU	248	ELL	M										
CINTU	249	ELL	M						425.84			1.47	
CINTU	274	ELL	M				143.17	118.95	489.51	262.14	57.93	1.20	
CINTU	277	ELL	M						481.41			1.20	
CINTU	292	ELL	M				186.30	162.50	576.23	348.88	72.23	1.15	
CINTU	309	ELL	M						526.11			1.26	
CINTU	313	ELL	M	176.72	132.07	-84.04	177.55	131.06	519.38	308.58	64.76	1.35	1.34
CINTU	60	ELL	F				123.64	103.93	472.43	227.58	54.11	1.19	
CINTU	67	ELL	F	81.42	63.00	81.02	81.92	62.43	370.83	144.35	38.14	1.31	1.29
CINTU	68	ELL	F									1.30	
CINTU	79	ELL	F				85.78	64.71	360.47	150.48	38.74	1.33	
CINTU	81	ELL	F	96.37	82.27	-86.97	96.42	82.13	402.99	178.55	44.58	1.17	1.17
CINTU	122	ELL	F				97.53	69.43	359.85	166.94	40.69	1.40	
CINTU	138	ELL	F						436.43			1.27	
CINTU	141	ELL	F						465.02			1.15	
CINTU	204	ELL	F			75.81			398.97			1.29	1.25
CINTU	223	ELL	F	93.62	69.83	81.41	94.22	69.16	397.63	163.37	42.05	1.36	1.34
CINTU	233	ELL	F	65.75	59.69	-79.01	66.00	59.34	332.82	125.36	33.70	1.11	1.10
CINTU	265	ELL	F				100.95	74.49	394.04	175.43	43.37	1.36	
CINTU	267	ELL	F										
CINTU	273	ELL	F				111.79	96.93	423.65	208.74	48.77	1.15	
CINTU	276	ELL	F	92.70	77.25	-70.05	95.13	74.72	407.11	169.84	43.32	1.27	1.20
CINTU	306	ELL	F						373.34			1.16	
CINTU	312	ELL	F										
CINTU	316	ELL	F	98.59	72.98	-87.56	98.69	72.81	367.91	171.48	41.41	1.36	1.35
CR	3	O-A	M	154.71	119.56	-75.49	157.56	116.55	534.26	274.11	61.79	1.35	1.29
CR	5	O-A	M	137.83	147.13	-20.33	148.63	136.00	567.66	284.63	64.97	1.09	0.94
CR	15	O-A	M						527.59			1.12	
CR	21	O-A	M									1.21	
CR	23	O-A	M				92.16	80.60	464.69	172.76	46.39	1.14	
CR	1	O-A	F	121.86	115.52	-55.75	127.63	109.53	499.94	237.16	56.09	1.17	1.05
CR	2	O-A	F			-78.01						1.66	1.58
CR	9	O-A	F									1.30	
CR	11	O-A	F						398.79			1.24	
CR	13	O-A	F						360.77			1.53	
CR	19	O-A	F										
CR	24	O-A	F									1.23	
FOS	117	V SEC	M										
FOS	134	V SEC	M				152.53	137.74	524.10	290.27	62.73	1.11	
FOS	186	V SEC	M										
FOS	207	V SEC	M	105.01	98.54	66.42	106.67	96.69	461.20	203.36	49.88	1.10	1.07
FOS	246	V SEC	M	148.72	140.37	-52.66	160.83	128.04	517.65	288.87	62.78	1.26	1.06
FOS	275	V SEC	M				143.57	140.66	521.17	284.23	61.95	1.02	
FOS	484	V SEC	M				139.17	110.18	497.17	249.35	57.48	1.26	
FOS	405A	V SEC	M	144.36	131.03	-80.47	144.99	130.11	530.63	275.10	61.78	1.11	1.10

NECRO POLIS	Burial	PERIOD	SEX	IX HUMR	IY HUMR	THET HUMR	IMAX HUMR	IMIN HUMR	TA HUMR	J HUMR	ZP HUMR	IXNN HUMR	IXY HUMR
FOS	157	O-A	M				138.02	108.84	468.85	246.86	55.67	1.27	
FOS	163	O-A	M										
FOS	184	O-A	M	118.18	126.57	30.60	130.96	113.57	495.44	244.53	56.79	1.15	0.93
FOS	197	O-A	M									1.33	
FOS	215	O-A	M	171.14	182.84	37.25	198.70	154.96	593.73	353.66	73.93	1.28	0.94
FOS	222	O-A	M	126.08	112.75	-64.27	130.31	108.34	479.53	238.65	55.05	1.20	1.12
FOS	255	O-A	M										
FOS	270	O-A	M	164.15	152.46	-78.28	164.95	151.32	580.62	316.27	69.31	1.09	1.08
FOS	296	O-A	M										
FOS	319	O-A	M	182.93	172.89	-55.31	192.80	162.65	617.09	355.45	75.25	1.19	1.06
FOS	320	O-A	M			86.45						1.17	1.16
FOS	435	O-A	M				132.98	128.00	467.76	260.98	56.48	1.04	
FOS	437	O-A	M				154.09	135.07	542.43	289.17	64.19	1.14	
FOS	457	O-A	M						488.28			1.22	
FOS	464	O-A	M						436.10			1.17	
FOS	534	O-A	M	158.77	127.70	-69.02	164.46	121.82	500.99	286.29	61.24	1.35	1.24
FOS	561	O-A	M	121.96	122.27	44.81	133.44	110.56	528.47	244.00	58.19	1.21	1.00
FOS	562	O-A	M	109.93	103.65	67.97	111.36	101.98	456.88	213.34	50.42	1.09	1.06
FOS	567	O-A	M?	110.02	135.64	-15.32	137.72	107.73	496.69	245.45	56.58	1.28	0.81
FOS	572	O-A	M	135.71	111.35	70.23	139.54	107.35	446.38	246.90	54.19	1.30	1.22
FOS	405B	O-A	M	118.57	122.72	-35.61	126.98	114.03	501.89	241.01	56.07	1.11	0.97
FOS	520ridA	O-A	M										
FOS	159	O-A	F	98.78	104.62	23.09	105.84	97.38	449.89	203.21	49.46	1.09	0.94
FOS	208	O-A	F	93.59	88.58	-67.79	94.66	87.37	405.99	182.03	44.66	1.08	1.06
FOS	301	O-A	F?	132.94	108.83	73.93	135.28	106.33	471.29	241.61	55.05	1.27	1.22
FOS	344	O-A	F						431.72			1.11	
FOS	524	O-A	F						466.80			1.15	
FOS	556	O-A	F				103.66	70.73	420.99	174.39	44.68	1.47	
FOS	182	IND	M				135.17	105.52	470.04	240.69	54.35	1.28	
FOS	323	IND	F?	89.41	78.44	-60.29	94.81	72.96	394.25	167.76	42.32	1.30	1.14
FOS	76	ELL	M?										
FOS	110	ELL	M	101.85	121.15	-6.72	121.44	101.34	480.47	222.78	53.04	1.20	0.84
FOS	140	ELL	M	124.12	126.64	-31.48	128.07	122.39	490.60	250.46	56.66	1.05	0.98
FOS	201	ELL	M	127.96	129.07	42.96	135.19	121.58	495.38	256.77	57.82	1.11	0.99
FOS	213	ELL	M				159.52	135.62	527.39	295.14	63.28	1.18	
FOS	235	ELL	M	161.55	141.48	82.27	162.24	140.49	562.49	302.73	66.46	1.15	1.14
FOS	328	ELL	M										
FOS	333	ELL	M				99.68	88.85	438.11	188.53	46.68	1.12	
FOS	370	ELL	M	78.62	73.57	-88.56	78.71	73.34	403.77	152.04	40.34	1.07	1.07
FOS	401	ELL	M	117.62	121.93	13.35	122.23	117.02	499.00	239.25	55.86	1.04	0.96
FOS	402	ELL	M									1.33	
FOS	407	ELL	M	125.02	108.13	79.59	125.81	107.13	488.26	232.94	54.62	1.17	1.16
FOS	418	ELL	M				239.91	186.25	689.59	426.16	87.13	1.29	
FOS	432	ELL	M			-55.59			547.91			1.05	1.02
FOS	447	ELL	M				119.38	105.28	456.35	224.66	52.17	1.13	
FOS	469	ELL	M	117.88	125.82	21.33	127.21	116.23	496.49	243.44	56.50	1.09	0.94
FOS	488	ELL	M										
FOS	491	ELL	M			80.36						1.13	1.11
FOS	503	ELL	M	82.31	79.92	64.84	83.12	78.93	411.14	162.05	41.85	1.05	1.03
FOS	504	ELL	M	99.22	68.36	-70.69	103.70	63.84	386.14	167.54	41.60	1.62	1.45
FOS	505	ELL	M	97.48	85.78	-62.32	102.12	80.99	407.51	183.11	44.32	1.26	1.14
FOS	516	ELL	M				184.77	152.40	582.84	337.17	71.56	1.21	
FOS	518	ELL	M	178.04	158.40	-70.47	181.27	154.83	551.17	336.09	69.28	1.17	1.12
FOS	520	ELL	M	173.36	160.38	82.26	173.93	159.43	552.28	333.36	69.06	1.09	1.08
FOS	542	ELL	M			-65.00						1.16	1.09
FOS	124C	ELL	M?				98.34	79.27	390.76	177.61	43.40	1.24	
FOS	124E	ELL	M			-73.02						1.24	1.19
FOS	2A	ELL	M	174.97	163.74	-54.15	187.87	150.53	577.96	338.40	71.25	1.25	1.07
FOS	330C	ELL	M	145.75	136.86	-78.68	146.37	135.92	523.44	282.30	62.12	1.08	1.06
FOS	330D	ELL	M	155.82	120.38	82.69	156.65	119.37	502.52	276.02	60.66	1.31	1.29
FOS	330E	ELL	M	201.08	167.28	-82.11	202.16	165.87	606.91	368.03	76.16	1.22	1.20
FOS	430A	ELL	M	180.78	133.53	-89.96	181.23	132.89	552.77	314.11	66.97	1.36	1.35
FOS	430D	ELL	M	159.46	172.01	-35.26	184.39	146.79	512.19	331.18	66.86	1.26	0.93
FOS	516ridA	ELL	M				161.58	126.48	498.76	288.06	61.18	1.28	
FOS	63B	ELL	M	127.51	126.24	-46.70	139.11	114.43	493.15	253.54	57.52	1.22	1.01
FOS	85	ELL	F										
FOS	122	ELL	F									1.18	
FOS	204	ELL	F				135.80	96.37	458.39	232.17	53.44	1.41	
FOS	220	ELL	F				108.47	76.70	423.34	185.17	46.36	1.41	

NECRO POLIS	Burial	PERIOD	SEX	IX HUMR	IY HUMR	THET HUMR	IMAX HUMR	IMIN HUMR	TA HUMR	J HUMR	ZP HUMR	IXNN HUMR	IXY HUMR
FOS	223	ELL	F										
FOS	225	ELL	F	115.74	76.02	-85.83	116.03	75.69	431.80	191.72	47.72	1.53	1.52
FOS	252	ELL	F									1.20	
FOS	265	ELL	F	130.52	102.65	77.29	132.14	100.92	501.47	233.05	55.99	1.31	1.27
FOS	279	ELL	F				131.07	105.06	467.79	236.13	54.38	1.25	
FOS	288	ELL	F						369.92			1.22	
FOS	351	ELL	F						421.73			1.07	
FOS	381	ELL	F				136.04	104.52	457.67	240.57	54.51	1.30	
FOS	410	ELL	F	81.18	84.43	-40.09	92.01	73.50	355.13	165.51	40.28	1.25	0.96
FOS	417	ELL	F				106.50	81.68	410.38	188.18	45.64	1.30	
FOS	427	ELL	F									1.17	
FOS	431	ELL	F	159.60	128.31	-78.99	160.98	126.75	455.69	287.73	59.52	1.27	1.24
FOS	544	ELL	F						420.54			1.23	
FOS	124A	ELL	F	82.05	73.85	-71.92	83.06	72.73	371.14	155.79	39.59	1.14	1.11
FOS	124B	ELL	F	90.37	62.27	-72.94	93.33	59.27	381.59	152.60	40.07	1.57	1.45
FOS	124D	ELL	F				94.25	61.54	354.69	155.78	38.94	1.53	
FOS	330B	ELL	F	140.34	97.59	-85.65	140.75	97.08	447.67	237.84	53.42	1.45	1.44
FOS	430B	ELL	F										
FOS	430C	ELL	F	145.38	116.87	-75.59	147.57	114.52	489.05	262.09	58.78	1.29	1.24
FOS	516ridB	ELL	F?				154.07	102.67	528.80	256.74	60.98	1.50	
FOS	520ridB	ELL	F				49.66	39.90	289.44	89.56	26.95	1.24	
FOS	63A	ELL	F	123.66	101.99	-88.37	123.76	101.74	439.84	225.51	51.78	1.22	1.21
FOS	63C	ELL	F	112.32	107.01	-59.82	115.27	103.82	414.20	219.10	48.84	1.11	1.05
NAV	8	ROM?	M	120.12	97.48	-83.92	120.49	96.97	463.10	217.46	51.94	1.24	1.23
NAV	1B	ELL	M	126.76	85.78	-76.07	129.64	82.85	446.05	212.48	50.35	1.56	1.48
NAV	4	ELL	F	72.63	60.67	-78.86	73.08	60.17	350.57	133.25	35.95	1.21	1.20
PELT	134	O-A	F				111.08	97.42	426.78	208.50	48.87	1.14	
PELT	111	ELL	M	115.41	102.95	-65.29	118.97	99.21	485.02	218.18	52.85	1.20	1.12
PELT	112	ELL	M			-72.00						1.17	1.13
PELT	114	ELL	M						483.19			1.20	
PELT	133	ELL	M				107.70	100.73	451.08	208.44	49.67	1.07	
PELT	113	ELL	F	107.68	98.22	-61.95	111.55	94.20	431.63	205.75	48.85	1.18	1.10
PELT	130	ELL	F				86.65	67.55	370.67	154.20	39.49	1.28	
PELT	132	ELL	F				131.43	108.16	459.69	239.59	54.20	1.22	
POG	12	O-A	M	117.91	109.49	-74.01	118.82	108.36	467.54	227.18	52.93	1.10	1.08
POG	13	O-A?	M?									1.31	
POG	15	O-A	M						582.02			1.39	
POG	25	O-A	M				160.69	128.97	562.73	289.67	65.58	1.25	
POG	29	O-A	M									1.12	
POG	11	O-A?	F				111.44	84.14	429.41	195.58	47.65	1.32	
POG	41	O-A?	F				126.74	93.53	443.41	220.27	51.23	1.36	
POG	56	IND	M	81.42	85.42	35.76	89.58	77.11	418.10	166.70	43.19	1.16	0.95
POG	85	IND	M	137.75	131.26	-62.27	140.48	128.25	472.21	268.73	57.65	1.10	1.05
POG	87	IND	M	136.12	122.58	-76.06	137.20	121.26	513.60	258.46	59.44	1.13	1.11
POG	90	IND	M									1.08	
POG	99	IND	M				165.16	118.60	548.33	283.76	63.69	1.39	
POG	107	IND	M			-52.83			513.30			1.12	1.03
POG	121	IND	M	137.77	115.50	-70.84	141.04	112.04	496.56	253.08	57.53	1.26	1.19
POG	126	IND	M						590.28			1.33	
POG	131	IND	M	173.35	170.06	-49.24	183.94	159.08	584.30	343.02	71.71	1.16	1.02
POG	133	IND	M			-69.54						1.29	1.21
POG	139	IND	M	140.48	119.30	-70.78	143.65	115.93	533.43	259.57	60.42	1.24	1.18
POG	141	IND	M	164.90	134.29	-73.90	168.00	130.97	553.97	298.97	65.82	1.28	1.23
POG	153	IND	M						423.10			1.22	
POG	182	IND	M				142.64	109.91	485.46	252.54	56.53	1.30	
POG	186	IND	M?									1.20	
POG	204	IND	M									1.15	
POG	207	IND	M	122.25	124.63	40.50	130.61	116.03	491.73	246.64	56.77	1.13	0.98
POG	208	IND	M										
POG	209	IND	M									1.27	
POG	213	IND	M	174.59	170.83	51.44	181.92	163.09	593.09	345.01	72.81	1.12	1.02
POG	51 or 55	IND	M			-68.62						1.32	1.22
POG	54	IND	IND									1.44	
POG	61	IND	IND									1.33	
POG	91	IND	IND									1.14	
POG	102	IND	IND										
POG	122	IND	IND			84.08						1.24	1.23
POG	152	IND	IND									1.34	
POG	36	IND	F										

NECRO POLIS	Burial	PERIOD	SEX	IX HUMR	IY HUMR	THET HUMR	IMAX HUMR	IMIN HUMR	TA HUMR	J HUMR	ZP HUMR	IXNN HUMR	IXY HUMR
POG	89	IND	F				83.89	70.23	378.09	154.12	39.81	1.19	
POG	94	IND	F						368.42			1.35	
POG	95	IND	F				96.35	82.40	412.53	178.75	44.84	1.17	
POG	97	IND	F	96.66	80.80	-79.15	97.33	80.02	407.37	177.35	44.11	1.22	1.20
POG	101	IND	F			-74.02						1.25	1.21
POG	110	IND	F	109.53	97.99	-78.34	110.15	97.20	430.69	207.35	48.78	1.13	1.12
POG	117	IND	F				77.92	59.86	365.05	137.79	37.15	1.30	
POG	123	IND	F	156.63	107.92	83.85	157.40	107.05	481.61	264.45	58.42	1.47	1.45
POG	125	IND	F				108.06	75.61	443.79	183.67	47.06	1.43	
POG	159	IND	F				75.41	57.13	376.13	132.53	37.10	1.32	
POG	184	IND	F				114.87	84.51	405.94	199.38	46.45	1.36	
POG	219	IND	F	69.42	62.99	64.06	71.43	60.90	344.63	132.33	35.34	1.17	1.10
POG	221	IND	F										
POG	115 or 145	IND	F				82.53	68.76	365.03	151.29	38.84	1.20	
POG	44	ELL	M	157.99	120.29	-65.77	167.92	110.24	491.24	278.17	60.12	1.52	1.31
POG	37	ELL	F				97.96	70.15	357.64	168.10	40.65	1.40	

Appendix 18 – CSG properties of the right humerus of the non-Iron Age comparative samples. Size-standardized data.

Abbreviations as in the title page of Appendices 1, 11-15.

PERIOD	Burial	SEX	IX HUMR	IV HUMR	THET HUMR	IMAX HUMR	IMIN HUMR	TA HUMR	J HUMR	ZP HUMR	IXNN HUMR	IXY HUMR
NEOL	Arene Candide 2TINFI	M										
NEOL	Arene Candide 6PE	M										
NEOL	Arene Candide 7PE	M	140.99	121.90	-73.53	142.82	120.08	476.36	262.90	57.23	1.19	1.16
NEOL	Arene Candide 8PE	M	150.18	145.09	-50.42	161.15	134.12	528.88	295.27	64.40	1.20	1.04
NEOL	Arene Candide EVIPE	M	203.07	189.43	-85.00	203.18	189.32	574.95	392.50	77.31	1.07	1.07
NEOL	Arene Candide III ROMA	M										
NEOL	Arene Candide IV ROMA	M										
NEOL	Arene Candide IXFI	M	99.69	87.48	-77.02	100.37	86.80	429.50	187.17	46.61	1.16	1.14
NEOL	Arene Candide VROMA	M										
NEOL	Arene Candide XIIFI	M	124.49	118.55		129.92	112.89	508.97	242.85	56.99	1.14	1.05
NEOL	Arma dell'Aquila IIFI	M	107.72	104.87		110.47	101.95	444.08	212.44	50.54	1.08	1.03
NEOL	Arma dell'Aquila III	M										
NEOL	Bergeggi 2PE	M	84.53	82.20		84.65	81.93	402.44	166.61	42.53	1.03	1.03
NEOL	Bergeggi 3PE	M									1.22	1.22
NEOL	Bergeggi 4PE	M				150.42	96.73	530.57	247.09	59.70	1.55	
NEOL	Bergeggi A2FI	M	143.83	117.65		152.23	109.09	502.97	261.28	58.85	1.39	1.22
NEOL	Pollera 10PE	M	123.13	100.03	71.20	126.16	97.00	484.82	223.16	54.21	1.30	1.23
NEOL	Pollera 13PE	M	152.50	138.47	-79.20	153.02	137.94	507.43	290.96	62.42	1.11	1.10
NEOL	Pollera 22PE	M									1.09	
NEOL	Pollera 30PE	M	102.86	103.72	50.33	108.89	94.09	421.82	202.98	47.70	1.16	0.99
NEOL	Pollera 32PE	M										
NEOL	Pollera 6246PE	M	115.02	92.77	81.83	115.48	92.30	465.03	207.79	51.28	1.25	1.24
NEOL	Arene Candide EIVPE	F	96.65	89.83	56.22	102.18	84.31	441.48	186.48	47.42	1.21	1.08
NEOL	Arene Candide VIIIIFI	F										
NEOL	Arene Candide XIIFI	F	112.37	84.36	-88.35	112.39	84.34	436.07	196.73	46.87	1.33	1.33
NEOL	Arma dell'Aquila IFI	F	74.35	71.86	56.67	76.24	69.97	360.57	146.21	38.50	1.09	1.03
NEOL	Arma dell'Aquila VFI	F	91.20	65.28	-86.43	91.30	65.18	390.39	156.48	40.92	1.40	1.40
NEOL	Bergeggi 5PE	F										
NEOL	Boragni 1FI	F	104.68	88.72		107.09	86.20	392.17	193.28	45.25	1.24	1.18
NEOL?	Arma del Morto III	F										
NEOL	Pollera 12PE	F	70.55	62.09	66.28	72.57	60.07	379.10	132.64	37.24	1.21	1.14
NEOL	Pollera 14PE	F	70.34	76.24	34.31	81.38	65.21	362.14	146.58	38.66	1.25	0.92
NEOL	Pollera 1TINFI	F	76.17	79.08	21.47	79.62	75.64	377.57	155.26	40.30	1.05	0.96
NEOL	Pollera 33PE	F	96.07	85.09	-64.50	99.30	81.86	423.88	181.16	45.55	1.21	1.13
NEOL?	Tana I	F										
MED	S. PARAGORIO 04 US4319	M										
MED	S. PARAGORIO 04 US5112 T25	M	93.04	87.13	-54.96	98.75	81.42	401.27	180.17	44.38	1.21	1.07
MED	S. PARAGORIO 04 US5135 T32	M	140.74	101.21	83.73	141.23	100.73	492.53	241.96	56.91	1.40	1.39
MED	S. PARAGORIO 04 US5144 T33	M										
MED	S. PARAGORIO 05 US5172	M	97.14	88.59	-64.72	99.59	86.14	431.24	185.73	46.53	1.16	1.10
MED	S. PARAGORIO 05 US5188	M	55.24	46.29	-87.31	55.26	46.27	312.80	101.53	29.45	1.19	1.19
MED	S. PARAGORIO 05 US5212 T52	M	109.11	111.28	27.51	112.09	108.30	464.92	220.39	51.86	1.03	0.98
MED	S. PARAGORIO 05 US5217	M										
MED	S. PARAGORIO 05 US5304 T69	M	137.14	94.76	-77.88	139.18	92.71	466.18	231.90	54.02	1.50	1.45

PERIOD	Burial	SEX	IX HUMR	IY HUMR	THET HUMR	IMAX HUMR	IMIN HUMR	TA HUMR	J HUMR	ZP HUMR	IXNN HUMR	IXY HUMR
MED	S. PARAGORIO 97 US3554C	M	103.65	84.03	-76.14	104.92	82.76	429.62	187.68	46.85	1.27	1.23
MED	S. PARAGORIO 97 US3554D	M										
MED	S. PARAGORIO 97 US3581	M										
MED	S. PARAGORIO 97 US3610 A	M	129.73	88.80	79.16	131.29	87.24	525.67	218.53	54.56	1.50	1.46
MED	S. PARAGORIO 97 US3623	M	101.11	87.01	75.95	102.05	86.07	433.57	188.12	47.26	1.19	1.16
MED	S. PARAGORIO 97 US3688	M	116.03	105.56	-67.55	118.19	103.40	478.88	221.59	52.06	1.14	1.10
MED	S. PARAGORIO 97 US3706	M	151.48	139.55	63.73	155.32	135.71	556.98	291.03	63.56	1.14	1.09
MED	S. PARAGORIO 97 US3714	M	127.89	118.97	63.32	130.90	115.96	479.02	246.86	55.56	1.13	1.07
MED	S. PARAGORIO 04 US5140 T30	F	82.48	61.20	-85.06	82.64	61.04	413.94	143.68	40.63	1.35	1.35
MED	S. PARAGORIO 04 US5149	F	111.23	92.94	-79.38	111.90	92.27	414.77	204.16	47.57	1.21	1.20
MED	S. PARAGORIO 05 US5190	F	84.82	64.60	-74.35	86.55	62.88	381.86	149.42	38.00	1.38	1.31
MED	S. PARAGORIO 05 US5223 T55	F	85.73	66.01	88.15	85.75	65.99	410.09	151.74	41.39	1.30	1.30
MED	S. PARAGORIO 05 US5298 T67	F	77.06	76.32	57.71	77.55	75.83	410.03	153.38	41.40	1.02	1.01
MED	S. PARAGORIO 97 US3568A	F	96.20	81.72	-85.54	96.29	81.64	416.13	177.93	45.20	1.18	1.18
MED	S. PARAGORIO 97 US3614	F	90.19	76.41	-70.68	92.12	74.48	387.63	166.60	42.01	1.24	1.18
MED	S. PARAGORIO 97 US3617 A	F	102.11	71.92	-73.05	105.20	68.83	416.28	174.03	44.57	1.53	1.42
MED	S. PARAGORIO 97 US3702	F	101.75	79.12	63.62	109.14	71.74	451.64	180.87	47.04	1.52	1.29

Appendix 19 – CSG properties of the left humerus of the Iron Age burials analyzed in this study. Non-standardized data.

Abbreviations as in the title page of Appendices 1, 11-15.

NECROPOLIS	PERIOD	Burial	SEX	IX HUML	IY HUML	THET HUML	IMAX HUML	IMIN HUML	TA HUML	IXNN HUML	IXY HUML
ALF	V SEC	1	M				6294.11	4382.60	261.53	1.44	
ALF	V SEC	3	M				7525.71	6557.91	294.75	1.15	
ALF	V SEC	4	M				7207.92	5694.50	282.30	1.27	
ALF	V SEC	5	M				8798.52	6788.46	319.70	1.30	
ALF	V SEC	6	M				7026.57	4868.46	278.70	1.44	
ALF	V SEC	9	M	9957.93	9312.68	55.03	10575.87	8694.75	344.43	1.22	1.07
ALF	V SEC?	12	M								
ALF	V SEC?	18	M				11844.67	8937.59	370.00	1.33	
ALF	V SEC	19	M	7579.46	6636.15	71.67	7695.71	6519.90	296.84	1.18	1.14
ALF	V SEC	21	M								
ALF	V SEC?	35	M	6858.04	6973.90	43.16	7817.09	6014.85	292.19	1.30	0.98
ALF	V SEC	36	M				10005.04	7463.69	323.62	1.34	
ALF	V SEC	40	M	10356.14	8659.87	-79.55	10415.90	8600.11	342.65	1.21	1.20
ALF	V SEC	42	M				8037.57	7056.46	316.55	1.14	
ALF	V SEC?	53	M								
ALF	V SEC	68	M				9706.89	5412.54	299.53	1.79	
ALF	V SEC	73	M	7792.36	6406.62	-63.86	8232.16	5966.81	295.61	1.38	1.22
ALF	V SEC?	77	M				6592.07	5161.38	277.52	1.28	
ALF	V SEC	82	M	8522.90	7004.29	71.65	8710.58	6816.61	310.06	1.28	1.22
ALF	V SEC?	84	M	9284.37	8203.25	-60.53	9791.58	7696.04	328.49	1.27	1.13
ALF	V SEC	86	M	6867.99	5272.21	-72.67	7040.07	5100.14	273.27	1.38	1.30
ALF	V SEC	88	M				5754.57	5123.81	260.69	1.12	
ALF	V SEC	89	M	10030.37	7144.62	-81.68	10093.45	7081.54	323.70	1.43	1.40
ALF	V SEC?	90	M				11756.14	10044.86	379.87	1.17	
ALF	V SEC?	98	M	10541.93	8196.86	68.84	10955.40	7783.38	338.93	1.41	1.29
ALF	V SEC	109	M	11427.22	9287.38	87.77	11430.47	9284.14	358.36	1.23	1.23
ALF	V SEC	112	M	9691.85	8614.91	-72.49	9810.86	8495.90	335.71	1.15	1.13
ALF	V SEC	114	M	9413.07	8124.18	72.56	9554.13	7983.12	330.38	1.20	1.16
ALF	V SEC	115	M	7897.28	5771.29	75.37	8052.65	5615.93	289.44	1.43	1.37
ALF	V SEC	116	M				6041.88	5384.86	273.59	1.12	
ALF	V SEC	117	M	6477.46	5515.80	82.89	6492.64	5500.62	271.04	1.18	1.17
ALF	V SEC	119	M				8678.87	6774.22	307.70	1.28	
ALF	V SEC?	121	M	6130.48	4913.49	-72.65	6262.03	4781.94	261.03	1.31	1.25
ALF	V SEC	126	M	7642.08	6721.91	83.57	7653.91	6710.08	298.24	1.14	1.14
ALF	V SEC	130	M	10438.39	9908.98	82.08	10448.84	9898.54	356.18	1.06	1.05
ALF	V SEC	132	M	7432.97	6182.33	82.98	7452.20	6163.10	290.53	1.21	1.20
ALF	V SEC	7	F				6087.05	4968.55	270.00	1.23	
ALF	V SEC	8	F	4246.60	3082.20	-78.66	4295.40	3033.39	212.18	1.42	1.38
ALF	V SEC	10	F	6951.46	4638.46	80.13	7023.68	4566.23	265.79	1.54	1.50
ALF	V SEC	37	F								
ALF	V SEC	49	F								
ALF	V SEC	65	F	6203.74	4788.62	-78.90	6260.39	4731.97	259.83	1.32	1.30
ALF	V SEC	69	F	6601.49	6139.55	56.74	6950.07	5790.98	280.18	1.20	1.08
ALF	V SEC	70	F	4604.96	4534.52	-52.55	4704.86	4434.62	238.04	1.06	1.02
ALF	V SEC	72	F	5605.21	4625.18	-64.42	5902.20	4323.06	257.94	1.37	1.21
ALF	V SEC	76	F	6728.91	8057.02	-20.81	8281.16	6504.76	301.25	1.27	0.84
ALF	V SEC	79	F				5149.08	3927.01	235.75	1.31	
ALF	V SEC	85	F				4190.03	3306.41	221.28	1.27	
ALF	V SEC	110	F				4459.28	3503.54	228.52	1.27	
ALF	V SEC	111	F				6258.45	4629.95	267.91	1.35	
ALF	V SEC	113	F				5506.57	4227.33	253.38	1.30	
ALF	V SEC	118	F								
ALF	V SEC	120	F				8083.94	7036.82	316.99	1.15	
ALF	V SEC	124	F				4516.42	2867.48	218.35	1.58	
ALF	V SEC	127	F				7053.69	5751.26	289.13	1.23	
ALF	V SEC?	128	F				7486.88	6345.10	293.80	1.18	
ALF	O-A	39	M	5437.31	4102.45	-65.26	5797.32	3742.44	240.99	1.55	1.33
ALF	O-A	41	M				6175.92	5230.65	274.85	1.18	
ALF	O-A	66	M	7528.79	6668.03	81.83	7546.92	6649.90	297.50	1.13	1.13
ALF	O-A	67	M				7901.60	7560.41	310.34	1.05	
ALF	O-A	78	M				6203.71	4457.61	263.53	1.39	
ALF	O-A	83	M	7738.86	6869.14	-75.52	7810.55	6785.10	310.15	1.15	1.13
ALF	O-A	91	M	6216.92	5677.56	-62.14	6426.08	5468.39	270.84	1.18	1.09
ALF	O-A	97	M	7694.28	7325.39	-56.91	7966.68	7052.99	303.83	1.13	1.05
ALF	O-A	102	M								
ALF	O-A	105	M								
ALF	O-A	93	F	7039.08	5679.11	74.61	7150.63	5567.55	280.81	1.28	1.24
ALF	O-A	122	F				6240.52	4143.05	251.66	1.51	
BAR	O-A	5	M	9706.03	8469.65	69.64	9920.33	8240.11	344.47	1.20	1.15

NECROPOLIS	PERIOD	Burial	SEX	IX HUML	IY HUML	THET HUML	IMAX HUML	IMIN HUML	TA HUML	IXNN HUML	IXY HUML
BAR	O-A	13	M	8958.93	8960.77	45.09	10504.62	7403.33	341.46	1.42	1.00
BAR	O-A	14	M	8906.98	8573.21	51.91	9470.42	7993.98	338.22	1.18	1.04
BAR	O-A	16	M				7790.64	6737.71	309.73	1.16	
BAR	O-A	21	M	7910.24	6042.28	71.90	8144.13	5801.81	300.88	1.40	1.31
BAR	O-A	23	M				7513.18	6074.73	299.61	1.24	
BAR	O-A	29	M				11431.67	8337.57	360.53	1.37	
BAR	O-A	30	M				5663.61	5239.12	268.23	1.08	
BAR	O-A	31	M	6469.75	5974.57	-79.71	6492.36	5940.99	287.16	1.09	1.08
BAR	O-A	32	M	4037.57	3170.69	78.63	4074.59	3130.56	217.34	1.30	1.27
BAR	O-A	38	M	11250.94	9035.27	70.51	11590.26	8682.86	358.17	1.33	1.25
BAR	O-A	39	M				5847.63	4703.19	263.19	1.24	
BAR	O-A	40	M	8491.90	7204.58	-74.17	8616.43	7068.19	317.25	1.22	1.18
BAR	O-A	42	M	7043.05	5177.57	-88.45	7051.32	5163.84	282.04	1.37	1.36
BAR	O-A	47	M	9266.14	6637.07	71.48	9613.51	6284.30	320.62	1.53	1.40
BAR	O-A	49	M				6161.67	5288.56	275.89	1.17	
BAR	O-A	52	M				11224.05	7674.22	349.75	1.46	
BAR	O-A	54	M				8098.13	7311.91	319.77	1.11	
BAR	O-A	64	M	6324.88	5949.67	51.78	6955.90	5310.64	283.02	1.31	1.06
BAR	O-A	68	M?				7610.65	5526.82	292.02	1.38	
BAR	O-A	70	M	8723.80	7484.76	-70.07	8924.71	7271.50	325.15	1.23	1.17
BAR	O-A	74	M				8013.57	7679.82	321.83	1.04	
BAR	O-A	81	M	10232.39	9326.83	77.48	10296.30	9242.85	358.19	1.11	1.10
BAR	O-A	87	M				8517.47	7356.32	322.08	1.16	
BAR	O-A	90	M	10992.67	7840.44	73.64	11310.29	7515.89	349.18	1.50	1.40
BAR	O-A	97	M?	10106.51	8443.33	71.70	10328.32	8207.71	348.31	1.26	1.20
BAR	O-A	113	M	9141.90	6985.83	-82.27	9195.41	6923.18	324.96	1.33	1.31
BAR	O-A	114	M				11351.59	9102.43	367.07	1.25	
BAR	O-A	115	M	8057.22	6792.25	-74.41	8174.54	6664.14	310.59	1.23	1.19
BAR	O-A	121	M	8994.58	8067.13	54.49	9981.64	7069.77	328.65	1.41	1.11
BAR	O-A	128	M	12161.82	8447.75	-87.38	12192.26	8408.99	365.27	1.45	1.44
BAR	O-A	84(bis)	M	6158.45	4484.05	76.96	6258.41	4380.08	261.48	1.43	1.37
BAR	O-A	20	F	5436.22	4015.24	78.29	5503.34	3944.43	247.83	1.40	1.35
BAR	O-A	22	F	4065.54	3731.94	-62.00	4199.24	3593.38	225.26	1.17	1.09
BAR	O-A	25	F	4893.12	3897.30	-69.69	5053.92	3732.48	236.43	1.35	1.26
BAR	O-A	33	F	5376.03	4011.16	78.85	5434.40	3948.97	247.74	1.38	1.34
BAR	O-A	34	F				4780.54	3856.51	237.09	1.24	
BAR	O-A	36	F				6967.04	4979.31	278.90	1.40	
BAR	O-A	43	F				4416.36	3339.53	223.05	1.32	
BAR	O-A	55	F				8176.44	6663.13	312.46	1.23	
BAR	O-A	59	F				3823.19	3206.92	213.60	1.19	
BAR	O-A	61	F				4229.32	3110.52	217.13	1.36	
BAR	O-A	62	F				6274.42	5316.97	274.25	1.18	
BAR	O-A	65	F				6222.81	4664.05	264.85	1.33	
BAR	O-A	67	F								
BAR	O-A	69	F				5210.48	3492.48	237.42	1.49	
BAR	O-A	94	F	4032.26	3831.69	-67.35	4075.88	3782.42	225.70	1.08	1.05
BAR	O-A	96	F								
BAR	O-A	98	F	5373.05	3823.32	87.79	5378.29	3814.88	244.37	1.41	1.41
BAR	O-A	100	F?	4087.97	3748.21	-63.72	4199.45	3631.77	225.76	1.16	1.09
BAR	O-A	110	F?				5752.11	4287.13	255.01	1.34	
BAR	O-A	112	F				5656.71	4307.38	255.55	1.31	
BAR	O-A	119	F				5749.19	3957.98	249.99	1.45	
BAR	O-A	125	F				3949.67	3515.62	221.64	1.12	
BAR	O-A	132	F				6228.73	4946.20	269.97	1.26	
BAZ	V SEC	387	M	6835.62	5125.24	78.37	6917.97	5037.46	277.80	1.37	1.33
BAZ	V SEC	404	M				6681.37	5075.52	275.00	1.32	
BAZ	V SEC	471	M				13633.26	9936.72	391.63	1.37	
BAZ	V SEC	491	M				8294.64	7083.69	318.33	1.17	
BAZ	V SEC	506	M				5123.44	4112.47	245.72	1.25	
BAZ	V SEC	533	M				7370.28	5428.80	282.87	1.36	
BAZ	V SEC?	649	M				5231.97	3831.52	240.98	1.37	
BAZ	V SEC?	776	M				7498.67	4810.63	281.85	1.56	
BAZ	V SEC?	794	M				5428.37	4235.66	250.20	1.28	
BAZ	V SEC?	808	M				9479.45	7905.59	338.75	1.20	
BAZ	V SEC?	824	M				11352.14	9090.39	367.58	1.25	
BAZ	V SEC?	839	M?								
BAZ	V SEC?	850	M				11274.46	9532.49	368.93	1.18	
BAZ	V SEC	863	M				11002.19	7940.39	352.36	1.39	
BAZ	V SEC	907	M				11391.81	9568.78	371.14	1.19	

NECROPOLIS	PERIOD	Burial	SEX	IX HUML	IY HUML	THET HUML	IMAX HUML	IMIN HUML	TA HUML	IXNN HUML	IXY HUML
BAZ	V SEC?	928	M								
BAZ	V SEC	939	M				4478.27	2957.63	219.00	1.51	
BAZ	V SEC	952	M				5414.95	4515.02	254.35	1.20	
BAZ	V SEC	956	M				10267.40	8021.79	346.04	1.28	
BAZ	V SEC	978	M	8047.65	7469.72	51.44	9084.63	6423.37	318.55	1.41	1.08
BAZ	V SEC	983	M				8809.11	6451.71	316.02	1.37	
BAZ	V SEC	990	M	8301.78	6152.86	78.22	8410.31	6037.65	306.19	1.39	1.35
BAZ	V SEC	995	M								
BAZ	V SEC	1023	M				8797.62	8482.10	337.66	1.04	
BAZ	V SEC?	1028	M?				9021.38	7228.31	325.39	1.25	
BAZ	V SEC	1036	M				6764.74	5149.71	278.86	1.31	
BAZ	V SEC	1040	M	7481.07	6382.58	-59.20	8100.48	5755.60	301.52	1.41	1.17
BAZ	V SEC	1042	M				9901.82	7482.71	336.67	1.32	
BAZ	V SEC	1123	M	8288.79	8487.20	42.76	9596.95	7166.79	332.63	1.34	0.98
BAZ	V SEC	1134	M				9605.44	7690.49	335.55	1.25	
BAZ	V SEC	1137	M				6737.23	5836.57	288.33	1.15	
BAZ	V SEC	1150	M				8571.39	6798.25	317.69	1.26	
BAZ	V SEC?	1156	M	8898.10	7651.74	64.90	9264.27	7273.74	330.96	1.27	1.16
BAZ	V SEC	1174	M				7574.68	6983.60	310.37	1.08	
BAZ	V SEC	1176	M								
BAZ	V SEC	1180	M								
BAZ	V SEC	1214	M				7300.27	5614.15	290.69	1.30	
BAZ	V SEC	1218	M				8803.87	6748.89	319.68	1.30	
BAZ	V SEC	1226	M				11929.91	9618.41	376.35	1.24	
BAZ	V SEC	1236	M				6311.89	5309.66	277.12	1.19	
BAZ	V SEC?_DIST	1245	M	7820.45	6699.04	61.18	8321.33	6189.31	308.94	1.34	1.17
BAZ	V SEC?	1332	M	9869.03	7515.05	79.44	9969.30	7405.02	336.57	1.35	1.31
BAZ	V SEC?	1333	M				6985.84	6055.15	293.05	1.15	
BAZ	V SEC?	1334	M				7804.32	4506.27	279.42	1.73	
BAZ	V SEC?	1337	M	9530.77	8264.20	81.08	9577.06	8202.27	343.76	1.17	1.15
BAZ	V SEC?	1347	M				7093.40	5469.73	286.57	1.30	
BAZ	V SEC?	1360	M				8637.90	7893.23	331.46	1.09	
BAZ	V SEC?	1379	M				9572.83	5527.67	309.92	1.73	
BAZ	V SEC?	1418	M	9909.80	7533.54	-62.08	10858.66	6579.21	333.70	1.65	1.32
BAZ	V SEC?	1471	M	5916.42	6077.99	29.52	6147.68	5835.19	282.45	1.05	0.97
BAZ	V SEC?	1484	M	9781.09	6247.43	88.91	9797.11	6228.17	322.58	1.57	1.57
BAZ	V SEC?	1496	M	12019.38	9627.38	78.87	12115.71	9531.05	366.19	1.27	1.25
BAZ	V SEC?	1586	M	12281.88	10756.77	68.12	12601.86	10415.91	390.17	1.21	1.14
BAZ	V SEC?	1306A	M				7145.43	5673.49	291.12	1.26	
BAZ	V SEC?	1306B	M	8123.64	6030.48	83.41	8161.95	5985.29	302.80	1.36	1.35
BAZ	V SEC	384A	M								
BAZ	V SEC	884	IND				8519.58	6663.17	314.89	1.28	
BAZ	V SEC	1201	IND								
BAZ	V SEC?	768	F				6325.67	4948.58	271.01	1.28	
BAZ	V SEC	810	F	4101.51	3160.67	87.75	4103.41	3155.74	218.09	1.30	1.30
BAZ	V SEC	817	F								
BAZ	V SEC?	837	F				5466.16	3350.07	236.60	1.63	
BAZ	V SEC	855	F				5685.74	3890.71	249.55	1.46	
BAZ	V SEC?	887	F	6563.42	5363.30	69.48	6766.01	5153.97	280.25	1.31	1.22
BAZ	V SEC	892	F				7260.96	5082.29	284.04	1.43	
BAZ	V SEC?	922	F	2712.35	2302.02	-69.55	2777.52	2234.80	180.27	1.24	1.18
BAZ	V SEC	969	F?				5485.99	4568.98	255.76	1.20	
BAZ	V SEC	997	F?	11483.34	8873.89	69.05	11954.74	8391.93	364.61	1.42	1.29
BAZ	V SEC	1191	F				8419.77	6633.56	312.34	1.27	
BAZ	V SEC	1228	F	4705.85	3483.24	-75.75	4791.98	3394.15	230.59	1.41	1.35
BAZ	V SEC?	1469	F	8138.71	6261.52	72.10	8368.45	6024.66	306.22	1.39	1.30
BAZ	V SEC?	1530	F				5796.98	4384.50	256.54	1.32	
BAZ	V SEC?	1590	F?				9125.93	7259.52	329.46	1.26	
BAZ	IMP	742	M								
BAZ	IMP	734	F	4271.81	3900.29	-61.15	4436.60	3730.42	232.20	1.19	1.10
BAZ	O-A	406	M								
BAZ	O-A	407	M				7658.98	5841.59	296.85	1.31	
BAZ	O-A	408	M				6352.41	5788.88	282.47	1.10	
BAZ	O-A	411	M				7035.27	5399.81	286.22	1.30	
BAZ	O-A	417	M				6956.37	5699.36	289.13	1.22	
BAZ	O-A	423	M				7936.53	7257.98	318.18	1.09	
BAZ	O-A	426	M				7946.91	6547.81	308.75	1.21	
BAZ	O-A	428	M				4357.17	2963.89	217.53	1.47	
BAZ	O-A	440	M				7145.16	5403.13	285.10	1.32	

NECROPOLIS	PERIOD	Burial	SEX	IX HUML	IY HUML	THET HUML	IMAX HUML	IMIN HUML	TA HUML	IXNN HUML	IXY HUML
BAZ	O-A	441	M	7230.09	6512.37	69.41	7357.01	6374.08	300.95	1.15	1.11
BAZ	O-A	444	M								
BAZ	O-A	536	M				5762.78	4914.51	265.94	1.17	
BAZ	O-A	541	M								
BAZ	O-A	560	M				6935.24	5388.79	284.30	1.29	
BAZ	O-A	565	M	11111.73	9083.76	-88.87	11131.56	9047.96	363.07	1.23	1.22
BAZ	O-A	579	M								
BAZ	O-A	589	M?				6710.00	5788.07	285.56	1.16	
BAZ	O-A	632	M				10991.18	10462.34	377.73	1.05	
BAZ	O-A	633	M								
BAZ	O-A	636	M								
BAZ	O-A	659	M	6472.84	6081.84	-55.76	6823.15	5721.83	287.86	1.19	1.06
BAZ	O-A	661	M				7259.94	6297.18	300.28	1.15	
BAZ	O-A	670	M				10372.67	9142.71	359.49	1.13	
BAZ	O-A	673	M				9638.98	8090.60	342.47	1.19	
BAZ	O-A	682	M								
BAZ	O-A	691	M				6636.56	5759.66	285.95	1.15	
BAZ	O-A	692	M								
BAZ	O-A	698	M								
BAZ	O-A	699	M				7183.15	5119.47	282.83	1.40	
BAZ	O-A	735	M				5102.98	3472.21	235.47	1.47	
BAZ	O-A	736	M				8048.15	7047.59	317.48	1.14	
BAZ	O-A	740	M				7338.10	5642.70	293.03	1.30	
BAZ	O-A	747	M				6102.12	4914.39	269.91	1.24	
BAZ	O-A	772	M				7556.53	6171.08	298.30	1.22	
BAZ	O-A	793	M				7030.07	5798.89	291.27	1.21	
BAZ	O-A	840	M				6422.64	5162.43	275.33	1.24	
BAZ	O-A	842	M				7984.99	6282.87	305.46	1.27	
BAZ	O-A	866	M				8209.91	5674.89	300.90	1.45	
BAZ	O-A	868	M				9458.22	6785.65	326.95	1.39	
BAZ	O-A	870	M								
BAZ	O-A	890	M								
BAZ	O-A	897	M?				5022.27	3967.65	240.80	1.27	
BAZ	O-A	899	M								
BAZ	O-A	912	M				6207.78	4941.55	270.98	1.26	
BAZ	O-A	924	M								
BAZ	O-A	945	M				10832.14	7639.86	345.94	1.42	
BAZ	O-A	976	M				7486.62	5958.67	296.19	1.26	
BAZ	O-A	1014	M				5954.36	5165.72	271.14	1.15	
BAZ	O-A	1016	M								
BAZ	O-A	1031	M				11117.22	10132.28	375.14	1.10	
BAZ	O-A	1038	M	5086.14	4538.46	62.23	5301.11	4317.41	251.98	1.23	1.12
BAZ	O-A	1112	M								
BAZ	O-A	1119	M	14648.27	11149.69	68.60	15319.01	10466.16	407.49	1.46	1.31
BAZ	O-A	1145	M				6476.24	5600.69	281.24	1.16	
BAZ	O-A	1204	M				8884.65	6369.94	315.43	1.39	
BAZ	O-A	1205	M				8255.44	6268.66	307.98	1.32	
BAZ	O-A	1206	M				6634.27	6012.62	289.40	1.10	
BAZ	O-A	1223	M?								
BAZ	O-A	1242	M				10899.31	8254.15	352.13	1.32	
BAZ	O-A	1251	M	7127.11	6287.99	65.39	7359.69	6045.57	296.37	1.22	1.13
BAZ	O-A	1273	M?				5248.91	4425.42	250.80	1.19	
BAZ	O-A?	1325	M				7634.37	7022.57	310.89	1.09	
BAZ	O-A	1339	M				7105.38	5738.06	290.90	1.24	
BAZ	O-A	1359	M				9528.64	7071.32	330.27	1.35	
BAZ	O-A	1376	M	6209.04	5295.24	-85.05	6220.83	5275.33	275.83	1.18	1.17
BAZ	O-A?	1382	M	8500.13	6489.37	67.75	8917.53	6065.52	311.94	1.47	1.31
BAZ	O-A	1423	M				8070.23	6626.85	308.70	1.22	
BAZ	O-A	1426	M				8896.56	5667.14	305.63	1.57	
BAZ	O-A	1512	M				8828.65	6715.85	319.56	1.31	
BAZ	O-A	1515	M	9351.26	8111.17	68.68	9590.06	7858.41	339.57	1.22	1.15
BAZ	O-A	1520	M				5723.03	5127.49	268.49	1.12	
BAZ	O-A	1521	M				6114.01	5467.71	276.91	1.12	
BAZ	O-A	1522	M				4507.34	4022.74	236.73	1.12	
BAZ	O-A	1529	M	9564.91	7559.73	87.30	9583.48	7529.73	337.30	1.27	1.27
BAZ	O-A	1531	M				8462.65	6250.71	309.47	1.35	
BAZ	O-A	1534	M				10897.77	7837.50	349.28	1.39	
BAZ	O-A	1544	M				7735.78	6080.02	297.86	1.27	
BAZ	O-A	1547	M	6587.89	5559.71	-74.59	6678.88	5460.55	282.01	1.22	1.18

NECROPOLIS	PERIOD	Burial	SEX	IX HUML	IY HUML	THET HUML	IMAX HUML	IMIN HUML	TA HUML	IXNN HUML	IXY HUML
BAZ	O-A	1549	M				8823.42	6535.23	317.13	1.35	
BAZ	O-A	1557	M				8106.53	6580.47	310.03	1.23	
BAZ	O-A	1558	M				5473.34	3511.78	240.66	1.56	
BAZ	O-A	1572	M				9613.47	7437.71	335.74	1.29	
BAZ	O-A	1574	M				5493.24	4425.12	255.56	1.24	
BAZ	O-A	1584	M				7891.96	5897.87	301.81	1.34	
BAZ	O-A	1585	M				16397.74	10817.81	421.30	1.52	
BAZ	O-A	1597	M				7779.52	7311.04	316.51	1.06	
BAZ	O-A_DIST	625BIS	M	6397.03	4494.90	-85.27	6415.47	4472.68	264.03	1.43	1.42
BAZ	O-A_DIST	626A	M?				9852.51	7368.94	336.04	1.34	
BAZ	O-A	630B	M				7828.18	5213.61	289.78	1.50	
BAZ	O-A	672B	M?	7153.12	5826.58	70.57	7350.26	5621.84	291.64	1.31	1.23
BAZ	O-A	386	F				6185.18	4276.30	256.81	1.45	
BAZ	O-A	398	F				4670.15	3178.81	226.18	1.47	
BAZ	O-A	455	F				4221.17	3070.99	217.56	1.37	
BAZ	O-A	475	F				3850.01	3344.91	217.16	1.15	
BAZ	O-A	502	F								
BAZ	O-A	534	F	5405.22	4902.82	66.51	5526.79	4773.78	261.23	1.16	1.10
BAZ	O-A	554	F				10229.80	8397.45	290.71	1.22	
BAZ	O-A	575	F?				11616.11	7218.14	344.23	1.61	
BAZ	O-A	580	F				3252.10	2141.25	185.30	1.52	
BAZ	O-A	600	F				5876.62	4111.07	254.30	1.43	
BAZ	O-A	664	F				4885.58	2896.07	223.13	1.69	
BAZ	O-A	666	F								
BAZ	O-A	689	F				6612.74	5061.51	275.01	1.31	
BAZ	O-A	846	F								
BAZ	O-A	873	F				5209.04	4770.06	253.40	1.09	
BAZ	O-A	877	F				7554.53	4550.02	277.04	1.66	
BAZ	O-A	913	F				4821.97	3136.08	225.15	1.54	
BAZ	O-A	985	F	6011.09	4730.17	-73.00	6148.27	4587.67	264.99	1.34	1.27
BAZ	O-A	1006	F				4525.77	3686.46	232.05	1.23	
BAZ	O-A	1114	F				7370.33	5373.10	287.90	1.37	
BAZ	O-A	1182	F				5351.00	4406.71	252.77	1.21	
BAZ	O-A	1233	F				6319.59	4258.56	261.81	1.48	
BAZ	O-A	1276	F				6375.75	4044.78	258.34	1.58	
BAZ	O-A	1346	F				4265.11	3740.43	229.12	1.14	
BAZ	O-A	1358	F				6243.43	4254.59	258.47	1.47	
BAZ	O-A	1387	F				5187.49	4486.78	252.22	1.16	
BAZ	O-A	1518	F?	4765.13	3581.52	85.73	4773.46	3569.75	230.47	1.34	1.33
BAZ	O-A	1537	F				5188.40	4310.51	249.68	1.20	
BAZ	O-A	1543	F				6593.16	4859.96	271.24	1.36	
BAZ	O-A	1562	F				6052.07	4207.78	257.52	1.44	
BAZ	O-A	1589	F?				5984.54	4394.38	259.65	1.36	
BAZ	O-A	1602	F?				8490.08	7380.91	323.38	1.15	
BAZ	O-A	671B	F				3862.96	2942.81	210.35	1.31	
BAZ	ELL	388	M				6629.53	6167.62	290.65	1.07	
BAZ	ELL	467	M				9638.92	8083.82	340.97	1.19	
BAZ	ELL	473	M	6171.19	5933.25	-61.07	6284.06	5809.45	282.61	1.08	1.04
BAZ	ELL	495	M								
BAZ	ELL	497	M								
BAZ	ELL	501	M				8645.27	6315.40	312.22	1.37	
BAZ	ELL	515	M				9466.16	6903.74	325.55	1.37	
BAZ	ELL	520	M	10703.17	7871.67	80.51	10802.77	7762.82	349.36	1.39	1.36
BAZ	ELL	543	M	10380.83	8791.64	80.71	10441.64	8714.64	353.36	1.20	1.18
BAZ	ELL	555	M	8947.42	7343.07	63.83	9474.39	6806.99	326.72	1.39	1.22
BAZ	ELL	561	M				7090.33	5921.16	293.64	1.20	
BAZ	ELL	566	M				9502.76	6496.86	322.30	1.46	
BAZ	ELL	574	M								
BAZ	ELL	578	M				12680.08	9597.54	383.05	1.32	
BAZ	ELL_DIST	614	M				8714.25	6724.18	319.12	1.30	
BAZ	ELL	625	M				7437.99	6346.04	301.64	1.17	
BAZ	ELL	651	M				8752.85	7274.46	324.42	1.20	
BAZ	ELL	658	M				8797.86	7723.24	330.07	1.14	
BAZ	ELL	669	M				8953.50	5319.65	303.58	1.68	
BAZ	ELL_DIST	679	M				7916.68	6082.84	304.67	1.30	
BAZ	ELL	684	M	8602.14	8254.80	52.01	9174.84	7667.38	334.55	1.20	1.04
BAZ	ELL	686	M	9210.96	7062.00	61.47	10131.47	6136.27	321.85	1.65	1.30
BAZ	ELL	688	M				6046.76	4399.51	261.39	1.37	
BAZ	ELL	782	M				8387.41	5888.14	304.70	1.42	

NECROPOLIS	PERIOD	Burial	SEX	IX HUML	IY HUML	THET HUML	IMAX HUML	IMIN HUML	TA HUML	IXNN HUML	IXY HUML
BAZ	ELL	788	M				9619.81	7923.82	340.25	1.21	
BAZ	ELL	803	M	9666.79	6728.14	-87.84	9685.37	6703.28	327.34	1.44	1.44
BAZ	ELL	804	M				17402.90	11248.98	432.17	1.55	
BAZ	ELL	816	M	11402.32	13086.02	-17.89	13287.83	11174.40	403.24	1.19	0.87
BAZ	ELL	858	M?				9361.40	8105.74	339.06	1.15	
BAZ	ELL	900	M				10419.26	8063.07	349.20	1.29	
BAZ	ELL	901	M				9184.88	6664.10	322.24	1.38	
BAZ	ELL?	909	M	10067.18	8454.57	60.83	10819.19	7691.77	344.49	1.41	1.19
BAZ	ELL	954	M	10221.73	9127.58	53.44	11593.87	7744.97	354.57	1.50	1.12
BAZ	ELL	960	M				8464.47	5363.37	299.04	1.58	
BAZ	ELL?	964	M	6851.72	4702.25	83.32	6888.17	4662.25	272.98	1.48	1.46
BAZ	ELL	967	M				8660.30	7130.65	323.40	1.21	
BAZ	ELL	968	M?				11042.86	9225.44	366.10	1.20	
BAZ	ELL	979	M				10065.20	7213.55	336.80	1.40	
BAZ	ELL	1012	M	11067.74	9213.28	82.48	11119.86	9144.42	366.63	1.22	1.20
BAZ	ELL	1136	M				18047.15	14133.03	457.65	1.28	
BAZ	ELL	1138	M	17844.58	12209.60	78.43	18136.92	11906.77	441.46	1.52	1.46
BAZ	ELL	1140	M				5897.98	4109.72	252.50	1.44	
BAZ	ELL	1152	M	10209.42	9325.58	56.90	10890.07	8629.17	357.66	1.26	1.09
BAZ	ELL	1157	M	8751.37	5910.82	85.09	8784.20	5873.54	308.01	1.50	1.48
BAZ	ELL	1169	M?				10012.17	7628.65	340.41	1.31	
BAZ	ELL?	1172	M				13189.88	8827.34	376.78	1.49	
BAZ	ELL	1192	M	11858.86	10005.28	63.83	12476.25	9372.61	378.45	1.33	1.19
BAZ	ELL	1210	M	12477.82	9229.78	74.63	12768.77	8928.28	378.02	1.43	1.35
BAZ	ELL	1211	M				14646.24	12887.81	422.84	1.14	
BAZ	ELL	1243	M				8046.36	6114.93	305.49	1.32	
BAZ	ELL	1265	M								
BAZ	ELL	1367	M				7678.16	5719.87	296.19	1.34	
BAZ	ELL	1378	M?				12356.21	9412.85	376.45	1.31	
BAZ	ELL	1385	M?				6801.42	5806.48	289.27	1.17	
BAZ	ELL	1388	M				11987.97	8213.56	362.86	1.46	
BAZ	ELL?	1393	M				7165.60	4881.99	279.16	1.47	
BAZ	ELL	1400	M				8295.41	7238.30	319.29	1.15	
BAZ	ELL	1407	M	10761.30	8523.44	-89.77	10779.22	8491.95	354.84	1.27	1.26
BAZ	ELL	1415	M	7036.30	6560.36	57.51	7374.31	6211.47	298.50	1.19	1.07
BAZ	ELL	1419	M				6859.40	5642.94	287.66	1.22	
BAZ	ELL	1422	M	7445.44	5480.32	81.46	7498.91	5421.08	291.38	1.38	1.36
BAZ	ELL	1433	M	6038.79	5404.83	80.71	6060.84	5373.77	272.73	1.13	1.12
BAZ	ELL	1436	M				9330.87	8091.09	338.92	1.15	
BAZ	ELL	1437	M	7172.22	5982.95	76.63	7251.22	5895.01	293.35	1.23	1.20
BAZ	ELL	1440	M	7787.84	6476.08	-83.28	7815.35	6438.29	305.68	1.21	1.20
BAZ	ELL	1441	M				6612.72	5633.08	283.29	1.17	
BAZ	ELL	1453	M				11577.55	8055.31	358.32	1.44	
BAZ	ELL	1461	M				4700.19	3394.23	228.36	1.38	
BAZ	ELL	1463	M	6326.67	6194.66	48.36	6860.76	5650.97	285.94	1.21	1.02
BAZ	ELL	1466	M	8563.26	7119.79	88.77	8575.00	7096.19	322.74	1.21	1.20
BAZ	ELL	1470	M	7587.45	5618.36	85.55	7607.81	5591.76	293.31	1.36	1.35
BAZ	ELL	1473	M	8078.47	7050.42	82.26	8107.73	7008.42	316.31	1.16	1.15
BAZ	ELL	1477	M	10676.31	8254.60	58.11	12233.64	6692.99	346.24	1.83	1.29
BAZ	ELL	1478	M	9265.72	7788.99	82.43	9305.66	7735.46	335.84	1.20	1.19
BAZ	ELL	1482	M	10948.62	7390.80	79.90	11084.27	7249.72	343.22	1.53	1.48
BAZ	ELL	1495	M	14567.64	11628.73	74.02	14863.72	11313.68	416.69	1.31	1.25
BAZ	ELL	1500	M				12083.61	9845.30	379.80	1.23	
BAZ	ELL	1506	M								
BAZ	ELL	1608	M				9722.15	8581.11	347.50	1.13	
BAZ	ELL	1659	M				8261.94	6532.32	312.59	1.26	
BAZ	ELL	1660	M	13674.47	12480.76	70.42	13878.49	12247.82	414.70	1.13	1.10
BAZ	ELL	1140B	M	13162.35	10667.61	61.61	14227.36	9590.36	393.05	1.48	1.23
BAZ	ELL	396a	M								
BAZ	ELL	470A	M	16207.55	12330.74	-69.55	16876.28	11647.03	431.00	1.45	1.31
BAZ	ELL	940	IND								
BAZ	ELL	1208	IND								
BAZ	ELL	484	F				8003.94	6632.30	311.50	1.21	
BAZ	ELL	496	F	5770.23	4602.75	-88.02	5775.41	4591.78	260.17	1.26	1.25
BAZ	ELL	517	F?				6008.31	4420.25	260.56	1.36	
BAZ	ELL	551	F				3267.75	3019.68	203.11	1.08	
BAZ	ELL	591	F				6877.16	3943.69	262.71	1.74	
BAZ	ELL	597	F								
BAZ	ELL	617	F				7808.90	5882.35	300.27	1.33	

NECROPOLIS	PERIOD	Burial	SEX	IX HUML	IY HUML	THET HUML	IMAX HUML	IMIN HUML	TA HUML	IXNN HUML	IXY HUML
BAZ	ELL	628	F				8203.68	6216.91	306.81	1.32	
BAZ	ELL	641	F				4647.59	3624.24	231.68	1.28	
BAZ	ELL	650	F	4605.42	4042.00	-85.36	4610.55	4031.20	239.24	1.14	1.14
BAZ	ELL	653	F	5091.20	3731.47	-87.20	5096.79	3722.49	238.58	1.37	1.36
BAZ	ELL	678	F								
BAZ	ELL	685	F				8464.21	6539.47	314.92	1.29	
BAZ	ELL_DIST	687	F				9762.32	6592.42	327.17	1.48	
BAZ	ELL	770	F				4426.63	4068.89	235.11	1.09	
BAZ	ELL	777	F	6280.91	4355.69	84.82	6301.94	4331.25	263.12	1.45	1.44
BAZ	ELL	784	F	3426.23	2525.52	71.13	3545.10	2404.85	195.47	1.47	1.36
BAZ	ELL	800	F				4781.10	3648.13	234.99	1.31	
BAZ	ELL	807	F				4448.00	3033.76	219.46	1.47	
BAZ	ELL	820	F	4402.58	3325.70	-83.98	4415.73	3309.45	224.59	1.33	1.32
BAZ	ELL	828	F?				7156.80	6431.71	299.15	1.11	
BAZ	ELL	914	F				5003.98	3480.01	234.51	1.44	
BAZ	ELL	915	F				11952.43	9177.08	371.96	1.30	
BAZ	ELL	944	F?				6910.62	3898.34	261.35	1.77	
BAZ	ELL	962	F	5138.43	3578.61	77.91	5216.09	3498.44	237.36	1.49	1.44
BAZ	ELL	965	F								
BAZ	ELL	1009	F?				4011.63	2791.84	209.44	1.44	
BAZ	ELL	1033	F	2696.32	2445.29	-72.31	2723.53	2415.56	182.82	1.13	1.10
BAZ	ELL	1121	F								
BAZ	ELL	1128	F				6895.71	4911.25	276.33	1.40	
BAZ	ELL	1166	F								
BAZ	ELL	1167	F				6558.79	4921.94	271.86	1.33	
BAZ	ELL_DIST	1250	F				5931.78	4765.54	264.85	1.24	
BAZ	ELL	1261	F				2721.38	1911.38	173.00	1.42	
BAZ	ELL	1319	F				4962.69	3008.00	225.40	1.65	
BAZ	ELL	1341	F				5025.76	3255.53	230.28	1.54	
BAZ	ELL	1357	F				3979.72	2843.80	210.65	1.40	
BAZ	ELL	1410	F								
BAZ	ELL	1427	F				4187.83	2842.22	212.78	1.47	
BAZ	ELL	1431	F				3537.35	2325.13	193.92	1.52	
BAZ	ELL	1443	F				4758.62	4490.81	244.62	1.06	
BAZ	ELL	1444	F?				7605.21	7189.78	314.18	1.06	
BAZ	ELL	1456	F				5028.37	3534.82	232.80	1.42	
BAZ	ELL	1467	F	3289.70	2690.47	83.61	3296.53	2681.01	197.72	1.23	1.22
BAZ	ELL	1474	F				8292.29	5858.09	302.18	1.42	
BAZ	ELL	1475	F				5270.45	5010.19	260.72	1.05	
BAZ	ELL	1479	F	4610.49	3403.84	-83.14	4629.63	3381.71	228.76	1.37	1.35
BAZ	ELL	1483	F				6029.92	4137.03	256.35	1.46	
BAZ	ELL	1488	F	3970.07	3264.81	85.76	3974.21	3257.02	217.67	1.22	1.22
BAZ	ELL	1647	F	5934.54	4909.31	78.79	5980.96	4856.19	267.22	1.23	1.21
BAZ	ELL	1650	F				8340.47	5996.90	304.47	1.39	
BAZ	ELL	1657	F				5681.95	4275.14	254.10	1.33	
BAZ	ELL	1662	F				6833.61	5298.42	282.79	1.29	
BAZ	ELL	396b	F	4767.80	3613.75	66.48	5040.45	3338.19	233.09	1.51	1.32
CAPE	O-A	257	M				8465.62	6056.66	306.01	1.40	
CAPE	O-A	141	F				5410.48	4629.19	255.56	1.17	
CAPE	O-A?	171	F	5012.04	3575.84	81.85	5044.39	3540.62	236.59	1.42	1.40
CAPE	IND	108	M				10862.64	5583.95	321.70	1.95	
CAPE	IND	199	M				12022.67	8690.43	369.24	1.38	
CAPE	IND	202	F				8078.79	6030.69	301.90	1.34	
CAPE	IND	227	F	7046.35	5552.62	-71.48	7243.16	5349.29	287.74	1.35	1.27
CAPE	IND	248	F								
CAPE	ELL	131	M				10096.15	7602.34	339.15	1.33	
CAPE	ELL	143	M	7393.24	7010.80	51.38	8093.51	6300.16	307.13	1.28	1.05
CAPE	ELL	151	M								
CAPE	ELL	168	M				7215.53	5520.37	287.55	1.31	
CAPE	ELL	175	M				7378.39	6412.94	301.73	1.15	
CAPE	ELL	180	M	7959.29	7099.21	66.08	8182.10	6864.26	312.66	1.19	1.12
CAPE	ELL	216	M				5606.57	3933.23	249.27	1.43	
CAPE	ELL	144	F	6366.63	5683.43	-57.70	6832.15	5210.42	278.13	1.31	1.12
CAPE	ELL	146	F				4002.32	2952.28	211.54	1.36	
CAPE	ELL	172	F				7235.32	5195.40	279.73	1.39	
CAPE	ELL	188	F	4323.45	3783.15	73.36	4377.78	3723.90	230.82	1.18	1.14
CAPE	ELL	190	F	5385.13	4341.13	-76.00	5457.74	4263.37	250.97	1.28	1.24
CB	ROM?	3	M?				9458.59	7467.31	333.69	1.27	
CB	O-A	10	M				7850.27	6627.84	310.14	1.18	

NECROPOLIS	PERIOD	Burial	SEX	IX HUML	IY HUML	THET HUML	IMAX HUML	IMIN HUML	TA HUML	IXNN HUML	IXY HUML
CB	O-A	33	M				10103.93	8050.10	345.34	1.26	
CB	O-A	34	M				8464.56	6583.67	313.11	1.29	
CB	O-A	38	M				8649.27	6498.55	314.00	1.33	
CB	O-A	42	M				5300.88	4498.36	254.19	1.18	
CB	O-A	44	M				11613.31	9780.68	374.78	1.19	
CB	O-A	47	M				7470.63	5249.60	286.90	1.42	
CB	O-A	71	M				6259.22	5292.70	273.22	1.18	
CB	O-A	75	M				11006.50	7771.45	349.12	1.42	
CB	O-A?	77	M?				15320.26	9376.61	397.38	1.63	
CB	O-A	82	M				9845.67	7270.56	335.51	1.35	
CB	O-A	91	M				5826.09	5526.03	273.02	1.05	
CB	O-A	94	M				13007.32	9760.07	383.36	1.33	
CB	O-A	110	M				5571.19	3432.54	240.60	1.62	
CB	O-A	115	M				7935.86	5758.71	299.13	1.38	
CB	O-A	118	M?				5513.23	3838.22	247.28	1.44	
CB	O-A	126	M				8719.96	6142.98	310.84	1.42	
CB	O-A	132	M				5783.50	4197.30	255.10	1.38	
CB	O-A	140	M				7761.33	5924.08	300.75	1.31	
CB	O-A	143	M				9291.48	8116.06	336.87	1.14	
CB	O-A?	172	M				4961.85	4280.65	245.15	1.16	
CB	O-A	173	M	12988.90	13749.51	23.64	13934.50	12770.19	416.43	1.09	0.94
CB	O-A	2	F				6976.91	4241.49	268.18	1.64	
CB	O-A	27	F				6460.25	4391.23	264.41	1.47	
CB	O-A	35	F				4715.08	3781.42	235.42	1.25	
CB	O-A	39	F								
CB	O-A	59	F				5153.40	3949.48	244.21	1.30	
CB	O-A	88	F				4662.84	3322.35	227.66	1.40	
CB	O-A	98	F				4043.85	2938.50	212.75	1.38	
CB	O-A	103	F				4502.17	3587.98	230.16	1.25	
CB	O-A	105	F				5140.93	3174.48	230.03	1.62	
CB	O-A	171	F				5239.61	4448.06	251.41	1.18	
CB	O-A	181	F				5128.35	4055.40	242.93	1.26	
CB	O-A	193	F								
CB	O-A?	57B	F?				4649.70	3459.94	229.80	1.34	
CB	IND	57A	M				10419.25	7762.82	345.12	1.34	
CB	IND	54A	F?				5961.12	3823.18	249.65	1.56	
CB	ELL	32	M				7734.91	6274.41	303.68	1.23	
CB	ELL	62	M				6983.62	5638.76	289.13	1.24	
CB	ELL	76	M?	4612.27	3693.13	-79.98	4643.45	3657.84	233.24	1.27	1.25
CB	ELL?	84	M				8799.94	7332.17	321.87	1.20	
CB	ELL	123	M?	8516.24	5953.28	-83.91	8556.81	5907.39	306.68	1.45	1.43
CB	ELL	164	M	8906.23	7706.93	66.27	9208.81	7391.85	329.67	1.25	1.16
CB	ELL	54B	M				10166.66	7708.38	341.79	1.32	
CB	ELL	11	F?				5804.47	3431.48	242.48	1.69	
CB	ELL	12	F				4640.27	3105.04	223.41	1.49	
CB	ELL	50	F?				6551.79	5707.01	283.57	1.15	
CB	ELL	67	F?				5543.34	3474.12	240.33	1.60	
CB	ELL	111	F				4300.14	2848.70	214.92	1.51	
CB	ELL	162	F				7142.52	5794.34	293.11	1.23	
CINTU	ROM	17ROM	M	9729.34	9256.12	51.58	10570.62	8399.19	353.05	1.26	1.05
CINTU	ROM?	TR56_T10	M	7770.23	6743.39	54.8	8806.73	5700.15	307.18	1.55	1.15
CINTU	ROM?	TR56_T3	M	5554.20	4758.32	-75.82	5612.30	4693.47	259.93	1.20	1.17
CINTU	ROM?	TR56_T1	F	5232.21	3902.44	-89.59	5234.89	3895.93	244.02	1.34	1.34
CINTU	ROM?	TR56_T8	F	4412.24	3891.41	63.97	4578.03	3720.81	233.70	1.23	1.13
CINTU	O-A	5	M				6620.20	5461.16	280.99	1.21	
CINTU	O-A	14	M				10211.50	6279.56	326.75	1.63	
CINTU	O-A	17	M	8656.28	7742.50	-60.48	9104.88	7281.41	329.42	1.25	1.12
CINTU	O-A	18	M				9550.71	7106.79	328.12	1.34	
CINTU	O-A	19	M				12731.86	9229.30	380.19	1.38	
CINTU	O-A	23	M				15114.32	10384.12	407.11	1.46	
CINTU	O-A	26	M	12392.18	8765.10	77.41	12607.09	8541.77	369.51	1.48	1.41
CINTU	O-A	27	M				8474.36	6605.27	311.07	1.28	
CINTU	O-A	34	M				9708.26	8787.45	347.42	1.10	
CINTU	O-A	53	M				8009.01	7377.94	315.50	1.09	
CINTU	O-A	56	M				7736.39	6111.21	300.87	1.27	
CINTU	O-A	74	M				14558.45	11962.04	417.40	1.22	
CINTU	O-A	76	M	5750.21	5873.25	-41.16	6245.49	5368.53	276.86	1.16	0.98
CINTU	O-A	80	M	7344.12	6856.92	55.24	7813.72	6376.37	304.92	1.23	1.07
CINTU	O-A	97	M				8288.41	7728.85	326.59	1.07	

NECROPOLIS	PERIOD	Burial	SEX	IX HUML	IY HUML	THET HUML	IMAX HUML	IMIN HUML	TA HUML	IXNN HUML	IXY HUML
CINTU	O-A	105	M				7430.69	5909.47	294.47	1.26	
CINTU	O-A	106	M				6106.57	5502.27	275.70	1.11	
CINTU	O-A	108	M				6640.77	6048.53	286.76	1.10	
CINTU	O-A	115	M				8067.35	5829.38	301.43	1.38	
CINTU	O-A	119	M				12220.07	10781.70	388.74	1.13	
CINTU	O-A	125	M				9085.16	6931.50	322.30	1.31	
CINTU	O-A	131	M				10424.59	7330.46	341.32	1.42	
CINTU	O-A	135	M				6361.22	3820.57	255.58	1.66	
CINTU	O-A	136	M				9709.80	7819.85	339.44	1.24	
CINTU	O-A	137	M				10289.52	7212.18	336.79	1.43	
CINTU	O-A	142	M	9016.00	7224.94	77.32	9124.60	7105.76	325.37	1.28	1.25
CINTU	O-A	143	M				5879.38	4441.07	259.88	1.32	
CINTU	O-A	156	M	8402.92	8553.49	41.82	9113.36	7827.05	331.87	1.16	0.98
CINTU	O-A	160	M				7224.85	5805.80	291.46	1.24	
CINTU	O-A	180	M				6601.81	4801.18	272.43	1.38	
CINTU	O-A	184	M				10481.34	8871.89	358.67	1.18	
CINTU	O-A	191	M				6933.66	6182.44	292.79	1.12	
CINTU	O-A	193	M				12765.87	9491.76	381.98	1.34	
CINTU	O-A	195	M				7700.69	6305.46	299.15	1.22	
CINTU	O-A	199	M?				4610.47	3129.26	223.90	1.47	
CINTU	O-A	203	M				7517.62	6296.89	297.48	1.19	
CINTU	O-A	205	M	7874.77	7222.34	-57.11	8360.48	6725.15	312.90	1.24	1.09
CINTU	O-A	210	M	7110.98	6162.33	71.74	7235.09	6028.41	291.89	1.20	1.15
CINTU	O-A	212	M	6320.21	5422.22	69.46	6473.28	5261.36	276.26	1.23	1.17
CINTU	O-A	217	M				8852.48	6337.43	316.12	1.40	
CINTU	O-A	224	M				7740.39	6317.68	305.12	1.23	
CINTU	O-A	238	M				5294.21	4714.43	257.66	1.12	
CINTU	O-A	242	M				9682.55	7526.24	336.02	1.29	
CINTU	O-A?	254	M				5306.31	4392.19	251.99	1.21	
CINTU	O-A	257	M				15806.38	10546.78	414.81	1.50	
CINTU	O-A?	279	M				11851.62	9046.62	371.20	1.31	
CINTU	O-A?	284	M?				5890.33	5062.55	267.63	1.16	
CINTU	O-A?	290	M				10226.42	7901.54	344.06	1.29	
CINTU	O-A	293	M				8347.72	7713.60	321.84	1.08	
CINTU	O-A	298	M				10493.21	8571.14	353.20	1.22	
CINTU	O-A	300	M				11185.49	7812.92	351.80	1.43	
CINTU	O-A	319	M				6730.94	4628.52	271.54	1.45	
CINTU	O-A	321	M				8861.23	7848.22	333.57	1.13	
CINTU	O-A	325	M				5400.43	4828.92	260.32	1.12	
CINTU	O-A	ANAS_2	M				9534.85	6579.82	321.14	1.45	
CINTU	O-A	9	F				5885.11	3862.54	250.65	1.52	
CINTU	O-A	46	F				4867.13	4020.03	242.37	1.21	
CINTU	O-A	100	F				6880.27	4992.37	277.29	1.38	
CINTU	O-A	110	F	7450.30	5266.22	66.67	7959.70	4753.71	284.38	1.67	1.41
CINTU	O-A	128	F				7738.82	5288.88	291.43	1.46	
CINTU	O-A	130	F				6568.15	5008.39	274.69	1.31	
CINTU	O-A	133	F				4624.04	3762.86	235.73	1.23	
CINTU	O-A	148	F				5108.28	3367.25	232.33	1.52	
CINTU	O-A	157	F				4209.89	3370.60	220.83	1.25	
CINTU	O-A	167	F	4922.20	3376.73	80.85	4965.49	3331.19	231.70	1.49	1.46
CINTU	O-A	173	F								
CINTU	O-A	177	F				4931.38	3908.60	238.72	1.26	
CINTU	O-A	178	F				6037.33	4369.59	260.18	1.38	
CINTU	O-A	192	F				6272.11	4285.55	261.40	1.46	
CINTU	O-A	198	F?				6752.13	4747.29	271.84	1.42	
CINTU	O-A	201	F				7746.98	5577.44	291.67	1.39	
CINTU	O-A	207	F	5140.41	3768.93	-76.03	5233.75	3672.38	240.57	1.43	1.36
CINTU	O-A	209	F	3775.56	3088.51	-76.42	3818.26	3042.61	211.13	1.25	1.22
CINTU	O-A	211	F	6833.18	5482.48	69.24	7067.70	5241.45	280.74	1.35	1.25
CINTU	O-A	214	F	5570.94	4467.22	64.84	5888.65	4145.03	253.51	1.42	1.25
CINTU	O-A	215	F	7215.68	5101.95	81.92	7266.64	5046.51	281.97	1.44	1.41
CINTU	O-A	255	F				4660.99	3762.30	234.03	1.24	
CINTU	O-A	296	F	4162.82	3191.29	86	4168.15	3182.92	217.75	1.31	1.30
CINTU	O-A	297	F				7808.20	6749.86	309.38	1.16	
CINTU	O-A	301	F	5477.91	3311.89	-88.51	5482.51	3306.37	237.04	1.66	1.65
CINTU	O-A	302	F				5303.25	4297.61	250.47	1.23	
CINTU	O-A	303	F				5094.94	4124.71	245.67	1.24	
CINTU	O-A	322	F	7413.07	5228.46	68.15	7841.26	4797.01	285.36	1.63	1.42
CINTU	O-A	ANAS_1	F				4037.38	3135.86	216.09	1.29	

NECROPOLIS	PERIOD	Burial	SEX	IX HUML	IY HUML	THET HUML	IMAX HUML	IMIN HUML	TA HUML	IXNN HUML	IXY HUML
CINTU	IND	SS17_T10	M	11580.48	10160.82	60.95	12242.79	9481.67	377.30	1.29	1.14
CINTU	IND	UNC 1	M	11482.75	9242.53	72.61	11748.76	8962.42	369.85	1.31	1.24
CINTU	IND	UNC 2	M	11422.88	11076.82	56.46	11727.14	10746.58	384.72	1.09	1.03
CINTU	IND	249b	F	4987.72	4181.13	68.28	5143.18	4020.69	243.92	1.28	1.19
CINTU	IND	SS17_T11	F	3067.96	2568.85	-72.84	3119.77	2514.58	191.57	1.24	1.19
CINTU	IND	SS17_T12	F	3421.08	3165.04	74.73	3441.36	3140.69	208.40	1.10	1.08
CINTU	IND	SS17_T13	F	3780.99	2829.64	-78.05	3825.67	2782.65	206.89	1.37	1.34
CINTU	IND	SS17_T13a	F				2825.16	2223.34	181.23	1.27	
CINTU	IND	SS17_T9	F	3786.47	2666.22	-70.02	3957.51	2493.51	203.03	1.59	1.42
CINTU	ELL	36	M	6771.92	5654.04	82.08	6800.38	5617.08	283.59	1.21	1.20
CINTU	ELL	50	M				10212.85	8136.36	347.12	1.26	
CINTU	ELL	70	M				13279.47	10027.87	393.07	1.32	
CINTU	ELL	75	M	7965.72	7289.08	-74.37	8033.47	7207.16	315.68	1.11	1.09
CINTU	ELL	78	M				8008.48	6261.94	307.30	1.28	
CINTU	ELL	83	M	12784.48	10011.70	84.73	12833.28	9946.72	385.64	1.29	1.28
CINTU	ELL	89	M	9043.61	8488.37	-55.62	9556.17	7960.54	338.08	1.20	1.07
CINTU	ELL	96	M	10250.82	7603.99	-85.06	10287.05	7558.30	340.42	1.36	1.35
CINTU	ELL	98	M	9056.58	7306.53	-74.77	9210.24	7142.19	326.77	1.29	1.24
CINTU	ELL	170	M	7763.84	6295.97	61.94	8359.82	5693.39	303.28	1.47	1.23
CINTU	ELL	175	M				4257.30	2722.33	209.27	1.56	
CINTU	ELL	183	M				9297.29	6704.11	322.53	1.39	
CINTU	ELL	188	M				8044.94	7619.36	321.95	1.06	
CINTU	ELL	231	M	9236.48	7261.01	70.32	9541.34	6947.11	324.23	1.37	1.27
CINTU	ELL	241	M				8127.70	5433.26	296.31	1.50	
CINTU	ELL	248	M								
CINTU	ELL	249	M				8091.44	5866.63	301.83	1.38	
CINTU	ELL	274	M				8702.46	6122.91	311.53	1.42	
CINTU	ELL	277	M				10242.74	6740.70	330.02	1.52	
CINTU	ELL	292	M				11971.99	7829.19	355.82	1.53	
CINTU	ELL	309	M				8725.41	6514.33	316.39	1.34	
CINTU	ELL	313	M	10795.50	8849.35	56.78	12286.53	7351.33	354.00	1.67	1.22
CINTU	ELL	60	F				5468.06	4034.02	247.52	1.36	
CINTU	ELL	67	F	4285.17	3587.54	-71.02	4380.15	3488.49	226.79	1.26	1.19
CINTU	ELL	68	F				4884.80	3735.85	237.59	1.31	
CINTU	ELL	79	F				3118.35	2524.67	192.18	1.24	
CINTU	ELL	81	F	4105.55	3020.91	-80.98	4134.12	2989.88	212.78	1.38	1.36
CINTU	ELL	122	F				3444.50	2415.69	194.29	1.43	
CINTU	ELL	138	F				4198.80	4040.12	232.43	1.04	
CINTU	ELL	141	F				4650.22	3294.70	225.99	1.41	
CINTU	ELL	204	F				5226.43	3428.23	235.21	1.52	
CINTU	ELL	223	F				4891.43	3273.51	228.97	1.49	
CINTU	ELL	233	F	6550.37	4555.64	68.75	6912.93	4190.42	266.10	1.65	1.44
CINTU	ELL	265	F	5591.30	3938.87	-84.48	5610.35	3916.66	248.60	1.43	1.42
CINTU	ELL	267	F								
CINTU	ELL	273	F								
CINTU	ELL	276	F				6722.86	4029.70	261.98 3	1.67	
CINTU	ELL	306	F				4496.14	3230.52	223.32	1.39	
CINTU	ELL	312	F								
CINTU	ELL	316	F				5349.14	3125.82	232.91	1.71	
CR	O-A	3	M	10031.49	7905.76	69.86	10379.68	7547.47	342.44	1.38	1.27
CR	O-A	5	M	9067.68	7721.62	-88.59	9081.06	7694.31	331.77	1.18	1.17
CR	O-A	15	M				7408.96	5477.56	288.79	1.35	
CR	O-A	21	M				10019.09	7696.77	341.33	1.30	
CR	O-A	23	M	5957.99	4394.49	78.00	6036.57	4311.77	258.01	1.40	1.36
CR	O-A	1	F	7993.53	6583.03	68.56	8262.13	6305.43	308.79	1.31	1.21
CR	O-A	2	F				4208.81	2537.32	206.57	1.66	
CR	O-A	9	F				3311.08	2867.02	199.11	1.15	
CR	O-A	11	F				4333.62	3778.55	230.40	1.15	
CR	O-A	13	F				4604.94	3251.25	223.59	1.42	
CR	O-A	19	F								
CR	O-A	24	F				6769.53	3994.26	258.87	1.69	
FOS	V SEC	117	M								
FOS	V SEC	134	M	9875.62	7859.38	75.87	10028.13	7695.40	342.39	1.30	1.26
FOS	V SEC	186	M	12158.72	10175.74	60.23	13155.36	9166.17	380.91	1.44	1.19
FOS	V SEC	207	M								
FOS	V SEC	246	M								
FOS	V SEC	275	M								
FOS	V SEC	484	M	5325.79	5830.16	31.49	6126.03	5021.46	271.59	1.22	0.91
FOS	V SEC	405A	M								

NECROPOLIS	PERIOD	Burial	SEX	IX HUML	IY HUML	THET HUML	IMAX HUML	IMIN HUML	TA HUML	IXNN HUML	IXY HUML
FOS	O-A	157	M	5842.23	3570.57	82.32	5888.34	3523.42	245.69	1.67	1.64
FOS	O-A	163	M								
FOS	O-A	184	M	5403.26	4944.09	-76.31	5435.64	4903.61	258.45	1.11	1.09
FOS	O-A	197	M				8406.43	5738.57	303.87	1.46	
FOS	O-A	215	M	9496.49	10751.28	-32.07	11558.01	8673.42	359.86	1.33	0.88
FOS	O-A	222	M	5493.56	4741.71	-86.42	5499.71	4728.50	259.69	1.16	1.16
FOS	O-A	255	M								
FOS	O-A	270	M	7806.90	7063.97	-82.78	7828.11	7029.16	313.90	1.11	1.11
FOS	O-A	296	M				5510.62	4367.43	253.56	1.26	
FOS	O-A	319	M	10726.19	8276.50	82.84	10783.55	8207.25	353.79	1.31	1.30
FOS	O-A	320	M				8081.47	6977.02	315.98	1.16	
FOS	O-A	435	M				10230.55	7709.77	343.90	1.33	
FOS	O-A	437	M	6860.96	5194.99	-86.66	6873.10	5176.84	281.59	1.33	1.32
FOS	O-A	457	M				8367.63	6707.25	315.22	1.25	
FOS	O-A	464	M				6787.81	5714.65	287.69	1.19	
FOS	O-A	534	M				8962.31	7569.01	330.15	1.18	
FOS	O-A	561	M				8422.01	7437.58	322.97	1.13	
FOS	O-A	562	M	7228.72	6741.84	57.21	7588.57	6370.74	303.20	1.19	1.07
FOS	O-A	567	M?	7673.42	7381.94	48.61	8731.86	6313.82	314.26	1.38	1.04
FOS	O-A	572	M	8642.56	6658.84	-81.00	8705.22	6587.47	315.72	1.32	1.30
FOS	O-A	405B	M				8874.77	7738.25	330.74	1.15	
FOS	O-A	520ridA	M				7961.17	5762.78	299.77	1.38	
FOS	O-A	159	F				6539.52	5803.91	284.45	1.13	
FOS	O-A	208	F	4226.67	3290.84	80.81	4252.63	3261.64	221.16	1.30	1.28
FOS	O-A	301	F?				5388.79	5241.42	265.26	1.03	
FOS	O-A	344	F				3791.63	3590.75	220.63	1.06	
FOS	O-A	524	F				4663.61	3815.14	233.04	1.22	
FOS	O-A	556	F				5334.35	3739.08	242.55	1.43	
FOS	IND	182	M				9636.58	7712.66	339.61	1.25	
FOS	IND	323	F?	5188.98	4590.15	58.56	5552.78	4220.81	253.30	1.32	1.13
FOS	ELL	76	M?				5857.50	4895.18	263.35	1.20	
FOS	ELL	110	M	7733.73	7340.08	81.10	7752.63	7305.76	314.00	1.06	1.05
FOS	ELL	140	M	9312.31	8533.92	-57.64	9856.96	7974.69	342.47	1.24	1.09
FOS	ELL	201	M				5961.70	4931.77	267.36	1.21	
FOS	ELL	213	M				13432.50	7715.00	367.82	1.74	
FOS	ELL	235	M	9196.70	7081.56	81.93	9253.34	7015.41	326.15	1.32	1.30
FOS	ELL	328	M				7239.79	5690.67	292.22	1.27	
FOS	ELL	333	M				8496.38	6575.00	314.86	1.29	
FOS	ELL	370	M	6433.51	5392.42	70.58	6587.91	5230.62	277.63	1.26	1.19
FOS	ELL	401	M				11273.90	9839.20	372.96	1.15	
FOS	ELL	402	M				11656.31	6959.51	346.82	1.67	
FOS	ELL	407	M	9770.40	8329.53	-87.14	9788.75	8295.69	344.56	1.18	1.17
FOS	ELL	418	M	11459.05	11506.85	43.77	11868.41	11069.60	389.07	1.07	1.00
FOS	ELL	432	M				12412.05	10201.58	386.52	1.22	
FOS	ELL	447	M				6611.16	4585.78	268.88	1.44	
FOS	ELL	469	M	8367.11	7059.74	88.69	8378.31	7036.48	318.76	1.19	1.19
FOS	ELL	488	M								
FOS	ELL	491	M	10029.65	7012.90	84.90	10069.52	6966.37	331.13	1.45	1.43
FOS	ELL	503	M				8673.16	7409.64	325.33	1.17	
FOS	ELL	504	M	8888.19	5750.37	82.53	8955.29	5680.20	306.64	1.58	1.55
FOS	ELL	505	M	8120.97	6566.89	69.36	8389.56	6289.73	310.64	1.33	1.24
FOS	ELL	516	M				10051.53	7510.59	338.21	1.34	
FOS	ELL	518	M	11411.89	9949.25	88.00	11433.73	9906.75	374.45	1.15	1.15
FOS	ELL	520	M	8618.67	7522.05	88.69	8630.48	7496.18	326.13	1.15	1.15
FOS	ELL	542	M				8162.59	6613.59	312.03	1.23	
FOS	ELL	124C	M?								
FOS	ELL	124E	M	8708.56	8003.47	56.05	9314.65	7384.53	332.17	1.26	1.09
FOS	ELL	2A	M	10851.22	8528.65	76.12	11021.44	8346.10	352.40	1.32	1.27
FOS	ELL	330C	M	8010.02	8386.69	38.19	8981.70	7400.65	328.45	1.21	0.96
FOS	ELL	330D	M	8371.25	6482.07	76.72	8493.88	6351.26	309.58	1.34	1.29
FOS	ELL	330E	M	10892.89	9717.96	-74.33	11013.00	9577.76	369.21	1.15	1.12
FOS	ELL	430A	M	13402.87	10185.35	74.96	13681.89	9892.78	391.24	1.38	1.32
FOS	ELL	430D	M								
FOS	ELL	516ridA	M				12017.74	8400.93	365.65	1.43	
FOS	ELL	63B	M				8707.97	5667.72	305.04	1.54	
FOS	ELL	85	F	4841.52	3427.62	71.11	5031.42	3235.40	230.96	1.56	1.41
FOS	ELL	122	F				4424.24	4328.30	240.81	1.02	
FOS	ELL	204	F				7041.44	4892.61	278.85	1.44	
FOS	ELL	220	F				4667.31	3045.19	223.80	1.53	

NECROPOLIS	PERIOD	Burial	SEX	IX HUML	IY HUML	THET HUML	IMAX HUML	IMIN HUML	TA HUML	IXNN HUML	IXY HUML
FOS	ELL	223	F								
FOS	ELL	225	F								
FOS	ELL	252	F				6750.12	4000.89	260.42	1.69	
FOS	ELL	265	F	6169.41	4911.03	83.35	6191.60	4882.58	269.72	1.27	1.26
FOS	ELL	279	F				5497.69	4171.60	251.59	1.32	
FOS	ELL	288	F				5100.33	3121.00	228.93	1.63	
FOS	ELL	351	F				4733.49	3894.32	238.40	1.22	
FOS	ELL	381	F				6101.48	4042.87	254.98	1.51	
FOS	ELL	410	F	3252.66	2775.08	59.72	3500.53	2524.69	197.49	1.39	1.17
FOS	ELL	417	F				5226.85	3721.35	241.54	1.40	
FOS	ELL	427	F				7406.06	5728.05	290.35	1.29	
FOS	ELL	431	F				6050.44	4563.90	258.34	1.33	
FOS	ELL	544	F				7254.19	4562.32	274.95	1.59	
FOS	ELL	124A	F				4389.26	3523.24	227.42	1.25	
FOS	ELL	124B	F	4553.34	3061.87	84.40	4569.11	3044.26	221.46	1.50	1.49
FOS	ELL	124D	F	4679.56	3486.38	-82.58	4701.71	3461.04	230.46	1.36	1.34
FOS	ELL	330B	F				6658.33	4778.02	272.61	1.39	
FOS	ELL	430B	F	6261.79	5629.02	-78.93	6292.25	5588.94	278.19	1.13	1.11
FOS	ELL	430C	F								
FOS	ELL	516ridB	F?				4896.91	3045.43	223.84	1.61	
FOS	ELL	520ridB	F	2306.82	1535.73	-87.97	2305.90	1535.97	156.92	1.50	1.50
FOS	ELL	63A	F	6166.78	4510.92	-88.52	6172.59	4500.67	261.61	1.37	1.37
FOS	ELL	63C	F	9004.06	7248.28	74.40	9165.98	7075.93	326.83	1.30	1.24
NAV	ROM?	8	M	7222.70	5602.36	74.79	7360.12	5458.37	289.80	1.35	1.29
NAV	ELL	1B	M	8039.98	5123.65	79.98	8143.78	5017.66	290.74	1.62	1.57
NAV	ELL	4	F	2762.24	2161.19	-88.26	2761.33	2160.41	179.71	1.28	1.28
PELT	O-A	134	F	7200.24	5236.30	73.81	7389.10	5042.79	283.32	1.47	1.38
PELT	ELL	111	M				7979.01	5476.85	295.21	1.46	
PELT	ELL	112	M	8058.36	6439.53	80.61	8113.85	6374.87	309.25	1.27	1.25
PELT	ELL	114	M				8381.39	6467.24	312.44	1.30	
PELT	ELL	133	M				8051.17	6577.54	309.80	1.22	
PELT	ELL	113	F	5037.99	5647.56	33.16	6093.44	4585.03	263.88	1.33	0.89
PELT	ELL	130	F				4662.89	3066.99	222.77	1.52	
PELT	ELL	132	F	6777.05	5757.62	83.15	6798.32	5727.28	287.79	1.19	1.18
POG	O-A	12	M	6855.69	5464.14	80.46	6902.80	5409.80	284.96	1.28	1.25
POG	O-A?	13	M?				5743.55	4848.66	262.95	1.18	
POG	O-A	15	M				6477.88	4503.61	265.77	1.44	
POG	O-A	25	M				6495.63	5839.68	285.52	1.11	
POG	O-A	29	M				7466.18	6326.62	302.62	1.18	
POG	O-A?	11	F				5808.76	4214.90	255.47	1.38	
POG	O-A?	41	F				8460.20	5853.95	304.76	1.45	
POG	IND	56	M	6216.48	6383.85	-41.51	6958.39	5632.32	285.55	1.24	0.97
POG	IND	85	M	8205.14	6728.70	72.58	8377.65	6546.47	313.10	1.28	1.22
POG	IND	87	M	7798.84	6454.46	75.39	7906.61	6337.00	304.05	1.25	1.21
POG	IND	90	M				9045.12	7852.13	334.07	1.15	
POG	IND	99	M				13568.86	7559.49	366.46	1.79	
POG	IND	107	M	10302.15	9030.35	55.14	11532.51	7789.45	352.92	1.48	1.14
POG	IND	121	M	7704.49	6687.23	69.80	7874.02	6506.84	308.25	1.21	1.15
POG	IND	126	M				9137.16	6373.64	317.90	1.43	
POG	IND	131	M	11847.05	8561.81	78.66	12007.04	8392.49	365.55	1.43	1.38
POG	IND	133	M	10053.81	7208.84	-83.40	10108.19	7146.82	335.39	1.41	1.39
POG	IND	139	M	9475.68	6759.09	86.37	9500.53	6727.24	324.26	1.41	1.40
POG	IND	141	M	9227.74	7534.84	75.44	9364.32	7386.68	330.82	1.27	1.22
POG	IND	153	M				7241.77	6208.81	297.33	1.17	
POG	IND	182	M								
POG	IND	186	M?				10151.58	7837.68	343.22	1.30	
POG	IND	204	M				9272.47	7656.44	335.49	1.21	
POG	IND	207	M	7215.43	7452.77	30.66	7574.76	7078.33	308.40	1.07	0.97
POG	IND	208	M								
POG	IND	209	M				8068.86	5362.04	295.00	1.50	
POG	IND	213	M	10512.54	10107.73	-62.24	10690.43	9906.42	367.61	1.08	1.04
POG	IND	51-55	M								
POG	IND	54	IND				4522.70	3142.70	221.13	1.44	
POG	IND	61	IND				7615.63	4765.34	281.23	1.60	
POG	IND	91	IND				5671.56	4371.75	254.95	1.30	
POG	IND	102	IND								
POG	IND	122	IND	6003.14	4704.66	-78.08	6068.33	4633.97	264.69	1.31	1.28
POG	IND	152	IND				6327.81	4687.81	268.66	1.35	
POG	IND	36	F								

NECROPOLIS	PERIOD	Burial	SEX	IX HUML	IY HUML	THET HUML	IMAX HUML	IMIN HUML	TA HUML	IXNN HUML	IXY HUML
POG	IND	89	F				5229.03	3747.22	240.92	1.40	
POG	IND	94	F				4032.77	3744.55	223.05	1.08	
POG	IND	95	F				3937.21	2973.71	211.90	1.32	
POG	IND	97	F				4794.40	3710.65	235.88	1.29	
POG	IND	101	F	6339.46	4928.74	86.50	6349.92	4912.29	270.33	1.29	1.29
POG	IND	110	F	5188.62	4634.91	-58.89	5511.80	4305.87	254.22	1.28	1.12
POG	IND	117	F				3408.38	2754.86	201.15	1.24	
POG	IND	123	F	7053.10	5261.53	-72.21	7266.79	5042.80	281.29	1.44	1.34
POG	IND	125	F				4949.01	3136.32	228.81	1.58	
POG	IND	159	F				3389.60	2324.18	192.10	1.46	
POG	IND	184	F	6385.78	5504.32	-63.01	6702.52	5180.28	278.74	1.29	1.16
POG	IND	219	F	3772.92	3421.80	-76.13	3795.89	3394.33	217.85	1.12	1.10
POG	IND	221	F								
POG	IND	115-145	F				3845.65	3104.45	214.17	1.24	
POG	ELL	44	M	12214.00	8232.98	70.18	12833.88	7609.36	361.31	1.69	1.48
POG	ELL	37	F				4360.38	2774.77	213.43	1.57	

Appendix 20 – CSG properties of the left humerus of the Iron Age burials analyzed in this study. Size-standardized data.

Abbreviations as in the title page of Appendices 1, 11-15.

NECRO POLIS	Burial	PERIOD	SEX	IX HUML	IY HUML	THET HUML	IMAX HUML	IMIN HUML	TA HUML	J HUML	ZP HUML	IXNN HUML	IXY HUML	HUM BA
ALF	1	V SEC	M				100.92	70.27	408.21	171.19	43.65	1.44		24.30
ALF	3	V SEC	M				107.86	93.99	413.85	201.84	47.91	1.15		22.08
ALF	4	V SEC	M				109.15	86.23	432.31	195.39	48.24	1.27		7.67
ALF	5	V SEC	M				129.26	99.73	463.33	229.00	53.07	1.30		17.63
ALF	6	V SEC	M				106.41	73.73	426.79	180.13	45.46	1.44		35.48
ALF	9	V SEC	M	116.71	109.15	55.03	123.95	101.90	472.16	225.85	53.82	1.22	1.07	46.98
ALF	12	V SEC?	M											
ALF	18	V SEC?	M				137.77	103.95	485.85	241.72	55.45	1.33		68.90
ALF	19	V SEC	M	138.84	121.56	71.67	140.97	119.44	501.98	260.41	59.85	1.18	1.14	27.87
ALF	21	V SEC	M											
ALF	35	V SEC?	M	126.48	128.61	43.16	144.16	110.93	511.18	255.09	59.87	1.30	0.98	14.95
ALF	36	V SEC	M				122.78	91.59	429.82	214.38	50.46	1.34		53.34
ALF	40	V SEC	M	178.58	149.33	-79.55	179.61	148.30	560.51	327.91	70.62	1.21	1.20	12.70
ALF	42	V SEC	M						470.54			1.14		35.82
ALF	53	V SEC?	M											
ALF	68	V SEC	M				128.99	71.92	423.50	200.92	48.75	1.79		37.51
ALF	73	V SEC	M	118.04	97.05	-63.86	124.70	90.38	461.40	215.08	52.24	1.38	1.22	23.46
ALF	77	V SEC?	M									1.28		22.06
ALF	82	V SEC	M	107.87	88.65	71.65	110.24	86.27	422.19	196.52	47.61	1.28	1.22	50.80
ALF	84	V SEC?	M	124.52	110.02	-60.53	131.32	103.22	459.63	234.54	54.18	1.27	1.13	52.41
ALF	86	V SEC	M	113.25	86.93	-72.67	116.08	84.10	436.62	200.18	49.19	1.38	1.30	19.30
ALF	88	V SEC	M				128.16	114.11	480.98	242.27	56.70	1.12		12.19
ALF	89	V SEC	M	143.75	102.39	-81.68	144.65	101.49	469.12	246.14	56.26	1.43	1.40	25.48
ALF	90	V SEC?	M				169.76	145.05	531.52	314.81	66.04	1.17		18.42
ALF	98	V SEC?	M	188.61	146.66	68.84	196.01	139.26	539.41	335.27	70.20	1.41	1.29	22.35
ALF	109	V SEC	M	159.89	129.95	87.77	159.93	129.90	510.23	289.83	63.17	1.23	1.23	15.87
ALF	112	V SEC	M	123.34	109.64	-72.49	124.86	108.12	454.06	232.98	53.66	1.15	1.13	18.65
ALF	114	V SEC	M	140.18	120.98	72.56	142.28	118.88	460.69	261.16	57.12	1.20	1.16	27.70
ALF	115	V SEC	M	117.67	85.99	75.37	119.98	83.67	422.49	203.65	48.73	1.43	1.37	6.77
ALF	116	V SEC	M				86.59	77.17	396.50	163.76	41.78	1.12		42.84
ALF	117	V SEC	M	82.82	70.52	82.89	83.01	70.33	372.81	153.34	39.83	1.18	1.17	61.52
ALF	119	V SEC	M				104.55	81.60	396.34	186.15	45.02	1.28		12.23
ALF	121	V SEC?	M	92.61	74.23	-72.65	94.60	72.24	371.65	166.84	41.48	1.31	1.25	41.33
ALF	126	V SEC	M	97.36	85.64	83.57	97.51	85.49	374.63	183.00	43.34	1.14	1.14	33.08
ALF	130	V SEC	M	146.17	138.75	82.08	146.31	138.61	510.72	284.92	62.60	1.06	1.05	17.61
ALF	132	V SEC	M	121.56	101.11	82.98	121.88	100.79	444.91	222.67	52.14	1.21	1.20	19.13
ALF	7	V SEC	F				101.70	83.01	411.42	184.71	45.16	1.23		7.03
ALF	8	V SEC	F	68.70	49.86	-78.66	69.49	49.07	298.72	118.56	31.64	1.42	1.38	17.15
ALF	10	V SEC	F	126.01	84.08	80.13	127.32	82.77	416.44	210.09	49.37	1.54	1.50	11.46
ALF	37	V SEC	F											
ALF	49	V SEC	F											
ALF	65	V SEC	F	110.65	85.41	-78.90	111.66	84.40	417.09	196.06	47.69	1.32	1.30	13.79
ALF	69	V SEC	F	112.61	104.73	56.74	118.56	98.79	427.29	217.34	50.63	1.20	1.08	55.52
ALF	70	V SEC	F	101.51	99.95	-52.55	103.71	97.75	404.81	201.46	47.69	1.06	1.02	9.82
ALF	72	V SEC	F	119.13	98.30	-64.42	125.44	91.88	445.27	217.31	51.21	1.37	1.21	6.17
ALF	76	V SEC	F	137.36	164.47	-20.81	169.04	132.78	475.25	301.82	62.80	1.27	0.84	9.54
ALF	79	V SEC	F				105.01	80.09	378.43	185.10	44.34	1.31		6.08
ALF	85	V SEC	F				104.40	82.38	400.08	186.78	45.24	1.27		16.76
ALF	110	V SEC	F						366.83			1.27		31.36
ALF	111	V SEC	F									1.35		16.58
ALF	113	V SEC	F						390.32			1.30		1.48
ALF	118	V SEC	F											
ALF	120	V SEC	F									1.15		15.24
ALF	124	V SEC	F				102.42	65.03	376.92	167.45	41.71	1.58		24.56
ALF	127	V SEC	F						445.39			1.23		5.88
ALF	128	V SEC?	F				115.93	98.25	401.29	214.18	48.47	1.18		4.81
ALF	39	O-A	M	105.15	79.34	-65.26	112.12	72.38	386.57	184.49	44.76	1.55	1.33	9.22
ALF	41	O-A	M				85.65	72.54	354.59	158.19	38.73	1.18		75.53
ALF	66	O-A	M	118.85	105.26	81.83	119.13	104.97	431.15	224.10	51.38	1.13	1.13	14.62
ALF	67	O-A	M				130.21	124.59	466.44	254.80	56.90	1.05		44.98
ALF	78	O-A	M				101.20	72.71	406.64	173.91	43.73	1.39		41.98
ALF	83	O-A	M	103.62	91.97	-75.52	104.58	90.85	449.48	195.42	48.29	1.15	1.13	11.39
ALF	91	O-A	M	90.68	82.81	-62.14	93.73	79.76	407.07	173.50	44.20	1.18	1.09	26.16
ALF	97	O-A	M	108.81	103.60	-56.91	112.67	99.75	456.65	212.41	51.61	1.13	1.05	69.22
ALF	102	O-A	M											
ALF	105	O-A	M											
ALF	93	O-A	F	127.01	102.47	74.61	129.02	100.46	414.45	229.48	51.16	1.28	1.24	8.89
ALF	122	O-A	F				133.95	88.93	411.18	222.88	50.63	1.51		18.35
BAR	5	O-A	M	129.58	113.07	69.64	132.44	110.01	488.74	242.47	55.96	1.20	1.15	27.16

NECRO POLIS	Burial	PERIOD	SEX	IX HUML	IY HUML	THET HUML	IMAX HUML	IMIN HUML	TA HUML	J HUML	ZP HUML	IXNN HUML	IXY HUML	HUM BA
BAR	13	O-A	M	101.51	101.53	45.09	119.02	83.88	431.60	202.87	48.16	1.42	1.00	14.97
BAR	14	O-A	M	105.63	101.68	51.91	112.32	94.81	431.54	207.14	48.61	1.18	1.04	21.63
BAR	16	O-A	M				131.85	114.03	465.52	245.92	55.11	1.16		21.97
BAR	21	O-A	M	120.52	92.06	71.90	124.08	88.40	428.39	212.45	49.38	1.40	1.31	22.98
BAR	23	O-A	M									1.24		30.53
BAR	29	O-A	M						453.58			1.37		2.39
BAR	30	O-A	M									1.08		36.95
BAR	31	O-A	M	95.00	87.73	-79.71	95.34	87.24	423.74	182.61	45.40	1.09	1.08	39.85
BAR	32	O-A	M	67.24	52.81	78.63	67.86	52.14	342.40	119.99	33.54	1.30	1.27	2.45
BAR	38	O-A	M	186.57	149.82	70.51	192.19	143.98	506.40	336.15	67.46	1.33	1.25	0.36
BAR	39	O-A	M				88.20	70.94	386.96	159.14	40.73	1.24		15.98
BAR	40	O-A	M	106.23	90.12	-74.17	107.79	88.42	426.96	196.21	47.40	1.22	1.18	35.57
BAR	42	O-A	M	108.43	79.71	-88.45	108.55	79.50	396.00	188.03	44.75	1.37	1.36	38.68
BAR	47	O-A	M	153.46	109.92	71.48	159.21	104.07	510.27	263.22	59.89	1.53	1.40	3.91
BAR	49	O-A	M									1.17		8.72
BAR	52	O-A	M				151.97	103.90	481.08	255.82	57.11	1.46		31.43
BAR	54	O-A	M				106.66	96.30	435.41	203.00	48.31	1.11		30.89
BAR	64	O-A	M	105.62	99.35	51.78	116.15	88.68	402.96	204.82	47.08	1.31	1.06	17.52
BAR	68	O-A	M?						474.05			1.38		2.36
BAR	70	O-A	M	127.68	109.55	-70.07	130.62	106.43	466.22	237.06	54.18	1.23	1.17	15.29
BAR	74	O-A	M				93.72	89.81	442.67	183.59	46.37	1.04		61.53
BAR	81	O-A	M	133.74	121.91	77.48	134.58	120.81	528.56	255.45	59.58	1.11	1.10	23.51
BAR	87	O-A	M				122.91	106.15	496.98	229.10	55.00	1.16		50.19
BAR	90	O-A	M	246.78	176.01	73.64	253.91	168.73	659.25	422.53	85.92	1.50	1.40	12.86
BAR	97	O-A	M?	166.46	139.06	71.70	170.11	135.18	551.30	305.30	66.64	1.26	1.20	42.60
BAR	113	O-A	M	112.75	86.16	-82.27	113.41	85.39	390.64	198.78	45.38	1.33	1.31	48.04
BAR	114	O-A	M				174.96	140.29	547.64	315.26	67.25	1.25		30.00
BAR	115	O-A	M	129.50	109.17	-74.41	131.39	107.11	458.32	238.51	54.03	1.23	1.19	33.24
BAR	121	O-A	M	137.23	123.08	54.49	152.29	107.86	484.97	260.11	58.26	1.41	1.11	7.12
BAR	128	O-A	M	168.10	116.76	-87.38	168.52	116.23	504.13	284.69	61.56	1.45	1.44	15.33
BAR	84(bis)	O-A	M			76.96						1.43	1.37	22.83
BAR	20	O-A	F	106.68	78.80	78.29	108.00	77.41	397.83	185.39	44.78	1.40	1.35	30.57
BAR	22	O-A	F	81.87	75.15	-62.00	84.56	72.36	378.86	156.92	40.35	1.17	1.09	0.99
BAR	25	O-A	F	112.09	89.27	-69.69	115.77	85.50	406.60	201.25	47.50	1.35	1.26	4.39
BAR	33	O-A	F	101.75	75.92	78.85	102.86	74.74	427.66	177.58	45.38	1.38	1.34	3.68
BAR	34	O-A	F				99.49	80.26	409.27	179.75	44.80	1.24		0.16
BAR	36	O-A	F				120.51	86.13	445.82	206.61	49.79	1.40		6.34
BAR	43	O-A	F				87.38	66.08	363.14	153.44	39.21	1.32		15.78
BAR	55	O-A	F				110.01	89.65	446.77	199.66	48.66	1.23		5.29
BAR	59	O-A	F				78.57	65.90	383.17	144.46	39.05	1.19		13.33
BAR	61	O-A	F				129.82	95.48	528.08	225.28	57.34	1.36		8.45
BAR	62	O-A	F				108.00	91.52	444.91	199.53	48.96	1.18		14.59
BAR	65	O-A	F				116.85	87.58	438.68	204.41	49.35	1.33		10.97
BAR	67	O-A	F											
BAR	69	O-A	F						420.95			1.49		3.00
BAR	94	O-A	F	88.08	83.69	-67.35	89.03	82.62	431.94	171.66	45.10	1.08	1.05	11.67
BAR	96	O-A	F											
BAR	98	O-A	F	132.08	93.98	87.79	132.21	93.78	421.84	225.95	50.95	1.41	1.41	9.84
BAR	100	O-A	F?	80.31	73.63	-63.72	82.50	71.34	353.72	153.84	38.60	1.16	1.09	9.70
BAR	110	O-A	F?				100.08	74.59	395.49	174.66	43.33	1.34		6.06
BAR	112	O-A	F				91.06	69.34	382.09	160.39	40.70	1.31		13.57
BAR	119	O-A	F				96.93	66.73	372.57	163.63	40.79	1.45		8.93
BAR	125	O-A	F				120.90	107.62	487.29	228.52	55.12	1.12		20.44
BAR	132	O-A	F				113.02	89.75	446.67	202.76	49.42	1.26		21.61
BAZ	387	V SEC	M	101.47	76.08	78.37	102.69	74.78	409.18	177.45	44.31	1.37	1.33	13.98
BAZ	404	V SEC	M				84.51	64.20	371.95	148.70	38.72	1.32		61.08
BAZ	471	V SEC	M						635.76			1.37		32.38
BAZ	491	V SEC	M				112.34	95.94	461.34	208.30	50.46	1.17		14.48
BAZ	506	V SEC	M						410.40			1.25		33.13
BAZ	533	V SEC	M				192.84	142.04	531.58	334.85	69.83	1.36		38.70
BAZ	649	V SEC?	M									1.37		50.38
BAZ	776	V SEC?	M									1.56		47.11
BAZ	794	V SEC?	M						376.05			1.28		29.92
BAZ	808	V SEC?	M				137.72	114.85	484.87	252.59	56.80	1.20		50.61
BAZ	824	V SEC?	M				126.91	101.62	493.87	228.54	54.33	1.25		44.54
BAZ	839	V SEC?	M?											
BAZ	850	V SEC?	M						457.75			1.18		27.28
BAZ	863	V SEC	M				148.21	106.96	510.66	255.14	58.58	1.39		45.03
BAZ	907	V SEC	M						430.21			1.19		4.65

NECRO POLIS	Burial	PERIOD	SEX	IX HUML	IY HUML	THET HUML	IMAX HUML	IMIN HUML	TA HUML	J HUML	ZP HUML	IXNN HUML	IXY HUML	HUM BA
BAZ	928	V SEC?	M											
BAZ	939	V SEC	M									1.51		64.30
BAZ	952	V SEC	M						388.04			1.20		25.95
BAZ	956	V SEC	M				148.39	115.93	481.69	264.31	57.97	1.28		0.21
BAZ	978	V SEC	M			51.44						1.41	1.08	40.05
BAZ	983	V SEC	M						478.52			1.37		60.31
BAZ	990	V SEC	M	109.70	81.31	78.22	111.14	79.78	416.92	190.90	46.15	1.39	1.35	33.73
BAZ	995	V SEC	M											
BAZ	1023	V SEC	M						469.22			1.04		24.87
BAZ	1028	V SEC?	M?				157.62	126.29	521.96	283.92	62.76	1.25		7.04
BAZ	1036	V SEC	M						419.12			1.31		70.24
BAZ	1040	V SEC	M	139.09	118.66	-59.20	150.60	107.01	461.74	257.57	56.31	1.41	1.17	45.69
BAZ	1042	V SEC	M				131.43	99.32	464.66	230.74	53.30	1.32		33.43
BAZ	1123	V SEC	M	116.62	119.42	42.76	135.03	100.84	435.37	235.85	52.04	1.34	0.98	43.87
BAZ	1134	V SEC	M						482.16			1.25		14.85
BAZ	1137	V SEC	M						420.87			1.15		26.94
BAZ	1150	V SEC	M				126.68	100.47	460.41	227.15	52.68	1.26		16.80
BAZ	1156	V SEC?	M	97.37	83.73	64.90	101.38	79.60	423.61	180.97	44.94	1.27	1.16	24.68
BAZ	1174	V SEC	M				82.77	76.31	367.06	159.12	39.34	1.08		55.19
BAZ	1176	V SEC	M											
BAZ	1180	V SEC	M											
BAZ	1214	V SEC	M				110.33	84.85	438.53	195.17	47.87	1.30		39.61
BAZ	1218	V SEC	M						377.03			1.30		38.13
BAZ	1226	V SEC	M				203.77	164.29	559.43	368.08	73.41	1.24		14.31
BAZ	1236	V SEC	M						373.57			1.19		64.49
BAZ	1245	V SEC?_DIST	M	126.08	108.00	61.18	134.16	99.78	429.31	233.92	51.66	1.34	1.17	28.42
BAZ	1332	V SEC?	M	127.28	96.92	79.44	128.57	95.50	438.40	224.05	51.02	1.35	1.31	2.47
BAZ	1333	V SEC?	M						384.81			1.15		54.13
BAZ	1334	V SEC?	M				138.01	79.69	444.70	217.63	51.34	1.73		21.60
BAZ	1337	V SEC?	M	127.10	110.21	81.08	127.72	109.38	466.51	237.13	53.86	1.17	1.15	23.56
BAZ	1347	V SEC?	M						404.33			1.30		43.83
BAZ	1360	V SEC?	M						443.87			1.09		10.40
BAZ	1379	V SEC?	M				123.19	71.13	412.30	194.25	46.48	1.73		41.01
BAZ	1418	V SEC?	M	119.49	90.84	-62.08	130.93	79.33	438.18	210.19	49.66	1.65	1.32	7.37
BAZ	1471	V SEC?	M	92.03	94.54	29.52	95.63	90.77	416.79	186.44	45.48	1.05	0.97	19.37
BAZ	1484	V SEC?	M	154.76	98.85	88.91	155.01	98.54	462.54	253.48	55.89	1.57	1.57	7.25
BAZ	1496	V SEC?	M	140.41	112.47	78.87	141.54	111.34	424.47	252.88	53.79	1.27	1.25	12.62
BAZ	1586	V SEC?	M	134.52	117.82	68.12	138.03	114.09	459.76	252.14	54.92	1.21	1.14	39.26
BAZ	1306A	V SEC?	M				101.26	80.40	416.69	181.66	44.91	1.26		35.81
BAZ	1306B	V SEC?	M	126.47	93.88	83.41	127.07	93.18	450.10	220.22	51.54	1.36	1.35	39.53
BAZ	384A	V SEC	M											
BAZ	884	V SEC	IND									1.28		11.34
BAZ	1201	V SEC	IND											
BAZ	768	V SEC?	F									1.28		18.15
BAZ	810	V SEC	F	95.15	73.32	87.75	95.19	73.21	396.66	168.39	42.76	1.30	1.30	11.18
BAZ	817	V SEC	F											
BAZ	837	V SEC?	F				119.80	73.42	432.90	193.19	48.04	1.63		6.87
BAZ	855	V SEC	F				110.34	75.51	430.78	185.82	46.64	1.46		6.02
BAZ	887	V SEC?	F			69.48						1.31	1.22	44.37
BAZ	892	V SEC	F				115.27	80.68	403.61	195.92	46.06	1.43		22.77
BAZ	922	V SEC?	F	68.43	58.08	-69.55	70.07	56.38	346.45	126.44	34.98	1.24	1.18	19.71
BAZ	969	V SEC	F?									1.20		15.07
BAZ	997	V SEC	F?	187.32	144.76	69.05	195.01	136.89	564.22	331.85	70.18	1.42	1.29	4.04
BAZ	1191	V SEC	F				141.77	111.69	464.88	253.46	56.13	1.27		4.84
BAZ	1228	V SEC	F	100.42	74.33	-75.75	102.25	72.43	425.30	174.66	45.08	1.41	1.35	0.95
BAZ	1469	V SEC?	F	147.74	113.66	72.10	151.91	109.36	457.86	261.23	56.52	1.39	1.30	9.83
BAZ	1530	V SEC?	F									1.32		19.89
BAZ	1590	V SEC?	F?									1.26		9.41
BAZ	742	ROM	M											
BAZ	734	ROM	F			-61.15						1.19	1.10	22.20
BAZ	406	O-A	M											
BAZ	407	O-A	M				118.53	90.40	447.82	208.92	50.03	1.31		33.32
BAZ	408	O-A	M						410.84			1.10		15.34
BAZ	411	O-A	M									1.30		23.78
BAZ	417	O-A	M				113.77	93.22	397.69	206.99	46.85	1.22		53.25
BAZ	423	O-A	M						513.85			1.09		2.15
BAZ	426	O-A	M									1.21		26.38
BAZ	428	O-A	M									1.47		35.74

NECRO POLIS	Burial	PERIOD	SEX	IX HUML	IY HUML	THET HUML	IMAX HUML	IMIN HUML	TA HUML	J HUML	ZP HUML	IXNN HUML	IXY HUML	HUM BA
BAZ	440	O-A	M									1.32		0.34
BAZ	441	O-A	M	106.06	95.53	69.41	107.92	93.50	426.99	201.45	47.83	1.15	1.11	30.29
BAZ	444	O-A	M											
BAZ	536	O-A	M									1.17		7.57
BAZ	541	O-A	M											
BAZ	560	O-A	M									1.29		35.96
BAZ	565	O-A	M	114.40	93.52	-88.87	114.61	93.16	416.10	207.78	47.70	1.23	1.22	4.12
BAZ	579	O-A	M											
BAZ	589	O-A	M?									1.16		1.67
BAZ	632	O-A	M									1.05		35.90
BAZ	633	O-A	M											
BAZ	636	O-A	M											
BAZ	659	O-A	M	99.94	93.90	-55.76	105.35	88.34	432.65	193.70	47.28	1.19	1.06	45.44
BAZ	661	O-A	M									1.15		26.36
BAZ	670	O-A	M									1.13		11.65
BAZ	673	O-A	M						461.28			1.19		19.81
BAZ	682	O-A	M											
BAZ	691	O-A	M				83.93	72.84	370.32	156.79	39.38	1.15		57.57
BAZ	692	O-A	M											
BAZ	698	O-A	M											
BAZ	699	O-A	M									1.40		33.27
BAZ	735	O-A	M				103.00	70.09	316.37	173.06	38.71	1.47		4.91
BAZ	736	O-A	M				115.61	101.24	455.23	216.88	50.99	1.14		38.86
BAZ	740	O-A	M						435.57			1.30		11.54
BAZ	747	O-A	M				76.54	61.64	335.92	138.18	35.27	1.24		47.45
BAZ	772	O-A	M				99.62	81.35	440.18	180.97	46.23	1.22		30.93
BAZ	793	O-A	M						407.55			1.21		80.93
BAZ	840	O-A	M						409.26			1.24		17.36
BAZ	842	O-A	M						414.53			1.27		5.86
BAZ	866	O-A	M						447.27			1.45		18.80
BAZ	868	O-A	M						437.83			1.39		39.34
BAZ	870	O-A	M											
BAZ	890	O-A	M											
BAZ	897	O-A	M?				104.42	82.49	429.81	186.90	46.88	1.27		1.88
BAZ	899	O-A	M											
BAZ	912	O-A	M						379.16			1.26		13.34
BAZ	924	O-A	M											
BAZ	945	O-A	M				118.61	83.65	452.79	202.22	49.28	1.42		35.93
BAZ	976	O-A	M				122.87	97.79	457.03	220.66	51.95	1.26		11.13
BAZ	1014	O-A	M						407.52			1.15		20.07
BAZ	1016	O-A	M											
BAZ	1031	O-A	M						536.01			1.10		23.58
BAZ	1038	O-A	M	75.18	67.08	62.23	78.35	63.81	376.63	142.17	38.00	1.23	1.12	38.49
BAZ	1112	O-A	M											
BAZ	1119	O-A	M			68.60			459.21			1.46	1.31	13.86
BAZ	1145	O-A	M									1.16		6.00
BAZ	1204	O-A	M				138.69	99.44	488.58	238.10	55.66	1.39		31.01
BAZ	1205	O-A	M						482.57			1.32		23.89
BAZ	1206	O-A	M				83.63	75.80	383.74	159.46	40.37	1.10		35.91
BAZ	1223	O-A	M?											
BAZ	1242	O-A	M						471.55			1.32		12.38
BAZ	1251	O-A	M	114.31	100.85	65.39	118.04	96.96	453.85	215.01	51.06	1.22	1.13	13.27
BAZ	1273	O-A	M?									1.19		60.68
BAZ	1325	O-A?	M						474.30			1.09		10.27
BAZ	1339	O-A	M				117.41	94.82	447.17	212.23	50.32	1.24		34.76
BAZ	1359	O-A	M				149.90	111.24	505.77	261.12	59.10	1.35		2.24
BAZ	1376	O-A	M	89.66	76.47	-85.05	89.83	76.18	392.73	166.02	41.76	1.18	1.17	12.14
BAZ	1382	O-A?	M	105.02	80.18	67.75	110.18	74.94	409.61	185.09	45.00	1.47	1.31	17.62
BAZ	1423	O-A	M									1.22		0.38
BAZ	1426	O-A	M				124.36	79.21	449.36	203.52	49.61	1.57		63.35
BAZ	1512	O-A	M				111.59	84.88	400.79	196.46	45.70	1.31		27.60
BAZ	1515	O-A	M	128.12	111.13	68.68	131.39	107.67	538.31	239.07	58.20	1.22	1.15	14.54
BAZ	1520	O-A	M									1.12		9.18
BAZ	1521	O-A	M						422.46			1.12		35.93
BAZ	1522	O-A	M									1.12		31.45
BAZ	1529	O-A	M	121.35	95.91	87.30	121.59	95.53	480.25	217.11	52.33	1.27	1.27	17.38
BAZ	1531	O-A	M				113.23	83.63	450.92	196.84	48.68	1.35		27.79
BAZ	1534	O-A	M				128.34	92.30	461.63	220.61	51.89	1.39		4.85
BAZ	1544	O-A	M									1.27		18.87

NECRO POLIS	Burial	PERIOD	SEX	IX HUML	IY HUML	THET HUML	IMAX HUML	IMIN HUML	TA HUML	J HUML	ZP HUML	IXNN HUML	IXY HUML	HUM BA
BAZ	1547	O-A	M	95.01	80.18	-74.59	96.32	78.75	408.70	175.08	43.81	1.22	1.18	11.88
BAZ	1549	O-A	M						446.82			1.35		12.45
BAZ	1557	O-A	M						400.61			1.23		56.15
BAZ	1558	O-A	M						360.71			1.56		30.05
BAZ	1572	O-A	M				121.25	93.80	449.60	215.04	50.46	1.29		17.96
BAZ	1574	O-A	M						395.84			1.24		32.32
BAZ	1584	O-A	M						400.20			1.34		18.90
BAZ	1585	O-A	M						640.33			1.52		13.93
BAZ	1597	O-A	M				130.89	123.01	479.26	253.96	56.70	1.06		22.03
BAZ	625BIS	O-A_DIST	M			-85.27						1.43	1.42	13.17
BAZ	626A	O-A_DIST	M?									1.34		24.00
BAZ	630B	O-A	M				94.95	63.23	382.74	158.15	40.41	1.50		59.53
BAZ	672B	O-A	M?	96.74	78.80	70.57	99.41	76.03	403.89	175.43	43.53	1.31	1.23	25.07
BAZ	386	O-A	F				116.65	80.65	427.21	197.26	48.14	1.45		21.47
BAZ	398	O-A	F									1.47		17.35
BAZ	455	O-A	F									1.37		14.28
BAZ	475	O-A	F						389.55			1.15		4.18
BAZ	502	O-A	F											
BAZ	534	O-A	F	113.70	103.13	66.51	116.25	100.41	504.15	216.68	54.16	1.16	1.10	11.90
BAZ	554	O-A	F						438.96			1.22		20.15
BAZ	575	O-A	F?						527.14			1.61		0.00
BAZ	580	O-A	F				78.51	51.69	368.48	130.19	36.72	1.52		15.84
BAZ	600	O-A	F						385.26			1.43		7.78
BAZ	664	O-A	F									1.69		11.42
BAZ	666	O-A	F											
BAZ	689	O-A	F						482.00			1.31		13.59
BAZ	846	O-A	F											
BAZ	873	O-A	F				94.79	86.81	406.77	181.62	44.89	1.09		20.40
BAZ	877	O-A	F				130.12	78.37	437.81	208.43	49.88	1.66		2.14
BAZ	913	O-A	F				101.24	65.84	374.55	167.06	41.60	1.54		0.90
BAZ	985	O-A	F	69.43	54.64	-73.00	71.02	52.99	448.98	124.00	38.75	1.34	1.27	20.86
BAZ	1006	O-A	F									1.23		23.11
BAZ	1114	O-A	F						516.45			1.37		8.22
BAZ	1182	O-A	F						401.53			1.21		20.81
BAZ	1233	O-A	F						417.34			1.48		11.32
BAZ	1276	O-A	F				102.89	65.28	400.65	168.13	42.88	1.58		5.93
BAZ	1346	O-A	F						385.35			1.14		13.81
BAZ	1358	O-A	F									1.47		48.62
BAZ	1387	O-A	F						427.34			1.16		12.85
BAZ	1518	O-A	F?			85.73						1.34	1.33	30.59
BAZ	1537	O-A	F						351.51			1.20		29.88
BAZ	1543	O-A	F						397.76			1.36		9.26
BAZ	1562	O-A	F						376.44			1.44		11.96
BAZ	1589	O-A	F?									1.36		16.41
BAZ	1602	O-A	F?									1.15		11.12
BAZ	671B	O-A	F						361.07			1.31		8.25
BAZ	388	ELL	M				110.26	102.58	435.07	212.89	49.70	1.07		1.69
BAZ	467	ELL	M						512.47			1.19		4.13
BAZ	473	ELL	M	75.57	72.65	-61.07	76.95	71.14	372.30	148.11	38.38	1.08	1.04	27.50
BAZ	495	ELL?	M											
BAZ	497	ELL	M											
BAZ	501	ELL	M									1.37		32.87
BAZ	515	ELL	M						432.38			1.37		14.44
BAZ	520	ELL	M			80.51			547.41			1.39	1.36	31.62
BAZ	543	ELL	M	157.77	133.61	80.71	158.69	132.44	494.43	291.16	61.65	1.20	1.18	14.19
BAZ	555	ELL	M	120.88	99.21	63.83	128.00	91.96	446.37	219.94	51.00	1.39	1.22	25.80
BAZ	561	ELL	M				83.54	69.76	372.31	153.31	38.96	1.20		19.40
BAZ	566	ELL	M						396.26			1.46		12.43
BAZ	574	ELL	M											
BAZ	578	ELL	M									1.32		16.57
BAZ	614	ELL_DIST	M				114.67	88.48	431.62	203.15	48.18	1.30		17.02
BAZ	625	ELL	M				97.88	83.51	402.61	181.40	44.06	1.17		
BAZ	651	ELL	M				125.37	104.19	431.59	229.57	51.24	1.20		6.58
BAZ	658	ELL	M						463.44			1.14		6.28
BAZ	669	ELL	M									1.68		10.52
BAZ	679	ELL_DIST	M									1.30		1.93
BAZ	684	ELL	M			52.01						1.20	1.04	2.87
BAZ	686	ELL	M	152.13	116.64	61.47	167.33	101.35	478.41	268.59	58.78	1.65	1.30	14.91
BAZ	688	ELL	M									1.37		14.50

NECRO POLIS	Burial	PERIOD	SEX	IX HUML	IY HUML	THET HUML	IMAX HUML	IMIN HUML	TA HUML	J HUML	ZP HUML	IXNN HUML	IXY HUML	HUM BA
BAZ	782	ELL	M				155.85	109.41	484.93	265.22	58.65	1.42		1.59
BAZ	788	ELL	M				123.53	101.75	418.33	225.30	49.82	1.21		13.07
BAZ	803	ELL	M	150.29	104.60	-87.84	150.58	104.22	458.02	254.75	55.63	1.44	1.44	11.08
BAZ	804	ELL	M				251.31	162.44	615.32	413.62	81.31	1.55		25.52
BAZ	816	ELL	M	160.91	184.67	-17.89	187.52	157.69	557.49	345.26	70.60	1.19	0.87	32.39
BAZ	858	ELL	M?									1.15		15.02
BAZ	900	ELL	M						526.80			1.29		7.51
BAZ	901	ELL	M				134.12	97.31	447.80	231.40	52.43	1.38		7.78
BAZ	909	ELL?	M	126.23	106.01	60.83	135.66	96.45	442.32	232.07	52.31	1.41	1.19	4.72
BAZ	954	ELL	M	195.19	174.30	53.44	221.40	147.90	527.05	369.21	71.71	1.50	1.12	5.93
BAZ	960	ELL	M				135.22	85.68	474.06	220.85	53.02	1.58		22.82
BAZ	964	ELL?	M	109.18	74.93	83.32	109.76	74.29	418.03	184.03	45.64	1.48	1.46	10.51
BAZ	967	ELL	M						437.41			1.21		12.93
BAZ	968	ELL	M?									1.20		24.87
BAZ	979	ELL	M				197.47	141.52	569.56	338.95	71.41	1.40		5.74
BAZ	1012	ELL	M			82.48			460.54			1.22	1.20	13.02
BAZ	1136	ELL	M						562.67			1.28		23.23
BAZ	1138	ELL	M	204.77	140.11	78.43	208.12	136.63	525.24	344.65	68.59	1.52	1.46	6.92
BAZ	1140	ELL	M						298.67			1.44		6.71
BAZ	1152	ELL	M	149.32	136.39	56.90	159.27	126.21	464.53	285.48	59.07	1.26	1.09	14.85
BAZ	1157	ELL	M	131.18	88.60	85.09	131.67	88.04	429.49	219.67	50.26	1.50	1.48	14.58
BAZ	1169	ELL	M?									1.31		41.79
BAZ	1172	ELL?	M				201.88	135.11	536.46	336.90	69.07	1.49		7.56
BAZ	1192	ELL	M	166.71	140.65	63.83	175.39	131.76	472.46	307.13	61.65	1.33	1.19	7.22
BAZ	1210	ELL	M	145.68	107.76	74.63	149.08	104.24	471.92	253.27	55.89	1.43	1.35	39.41
BAZ	1211	ELL	M						496.53			1.14		13.49
BAZ	1243	ELL	M						372.20			1.32		9.61
BAZ	1265	ELL	M											
BAZ	1367	ELL	M						411.17			1.34		25.74
BAZ	1378	ELL	M?									1.31		17.48
BAZ	1385	ELL	M?									1.17		18.43
BAZ	1388	ELL	M				144.38	98.92	487.53	243.26	55.90	1.46		38.05
BAZ	1393	ELL?	M				94.63	64.47	419.57	159.07	42.45	1.47		36.87
BAZ	1400	ELL	M				100.11	87.35	409.97	187.49	45.16	1.15		6.77
BAZ	1407	ELL	M	120.56	95.49	-89.77	120.77	95.14	454.17	215.91	50.85	1.27	1.26	10.07
BAZ	1415	ELL	M	97.62	91.02	57.51	102.31	86.18	391.58	188.50	44.38	1.19	1.07	19.58
BAZ	1419	ELL	M						416.89			1.22		13.39
BAZ	1422	ELL	M	86.99	64.03	81.46	87.61	63.34	344.25	150.93	37.25	1.38	1.36	27.57
BAZ	1433	ELL	M	117.94	105.56	80.71	118.37	104.95	419.24	223.34	50.26	1.13	1.12	21.58
BAZ	1436	ELL	M				104.14	90.31	445.04	194.48	47.76	1.15		3.38
BAZ	1437	ELL	M	98.62	82.27	76.63	99.71	81.06	439.27	180.77	46.09	1.23	1.20	22.80
BAZ	1440	ELL	M	117.26	97.51	-83.28	117.68	96.94	459.43	214.63	51.25	1.21	1.20	14.02
BAZ	1441	ELL	M				120.28	102.46	449.80	222.75	51.83	1.17		53.11
BAZ	1453	ELL	M				187.57	130.50	532.62	318.01	66.78	1.44		6.30
BAZ	1461	ELL	M						363.43			1.38		38.20
BAZ	1463	ELL	M	106.04	103.82	48.36	114.99	94.71	442.90	209.71	49.91	1.21	1.02	22.80
BAZ	1466	ELL	M	112.95	93.91	88.77	113.11	93.60	414.40	206.72	47.52	1.21	1.20	10.54
BAZ	1470	ELL	M	151.31	112.04	85.55	151.71	111.51	491.91	263.19	58.90	1.36	1.35	37.25
BAZ	1473	ELL	M	105.56	92.13	82.26	105.94	91.58	436.56	197.54	47.76	1.16	1.15	13.98
BAZ	1477	ELL	M	170.57	131.88	58.11	195.46	106.93	491.25	302.25	63.07	1.83	1.29	0.41
BAZ	1478	ELL	M			82.43			420.56			1.20	1.19	18.47
BAZ	1482	ELL	M	143.14	96.62	79.90	144.91	94.78	482.74	239.63	55.51	1.53	1.48	8.49
BAZ	1495	ELL	M	143.19	114.30	74.02	146.10	111.21	510.37	257.30	58.26	1.31	1.25	11.37
BAZ	1500	ELL	M				130.77	106.54	489.21	237.33	55.09	1.23		10.02
BAZ	1506	ELL	M											
BAZ	1608	ELL	M				101.25	89.36	411.88	190.65	45.44	1.13		22.75
BAZ	1659	ELL	M						393.88			1.26		20.45
BAZ	1660	ELL	M	159.70	145.76	70.42	162.08	143.04	524.17	305.20	64.43	1.13	1.10	16.40
BAZ	1140B	ELL	M			61.61			565.58			1.48	1.23	17.26
BAZ	396a	ELL	M											
BAZ	470A	ELL	M	249.91	190.14	-69.55	260.23	179.59	594.85	439.72	82.46	1.45	1.31	60.65
BAZ	940	ELL	IND											
BAZ	1208	ELL	IND											
BAZ	484	ELL	F									1.21		13.49
BAZ	496	ELL	F			-88.02						1.26	1.25	
BAZ	517	ELL	F?				94.36	69.42	381.61	163.77	41.13	1.36		83.42
BAZ	551	ELL	F				76.44	70.64	351.94	147.08	37.74	1.08		13.66
BAZ	591	ELL	F				133.58	76.60	450.11	210.12	50.82	1.74		13.61
BAZ	597	ELL	F											

NECRO POLIS	Burial	PERIOD	SEX	IX HUML	IY HUML	THET HUML	IMAX HUML	IMIN HUML	TA HUML	J HUML	ZP HUML	IXNN HUML	IXY HUML	HUM BA
BAZ	617	ELL	F									1.33		12.79
BAZ	628	ELL	F				116.75	88.48	433.28	205.21	48.71	1.32		8.21
BAZ	641	ELL	F				75.43	58.82	326.17	134.25	34.62	1.28		23.86
BAZ	650	ELL	F	99.97	87.74	-85.36	100.09	87.51	397.99	187.60	44.93	1.14	1.14	25.91
BAZ	653	ELL	F	101.37	74.30	-87.20	101.48	74.12	394.02	175.59	43.51	1.37	1.36	8.16
BAZ	678	ELL	F											
BAZ	685	ELL	F				131.34	101.47	434.68	232.81	51.76	1.29		33.14
BAZ	687	ELL_DIST	F									1.48		94.11
BAZ	770	ELL	F						388.29			1.09		25.90
BAZ	777	ELL	F	147.91	102.57	84.82	148.40	102.00	472.00	250.36	56.53	1.45	1.44	14.81
BAZ	784	ELL	F	85.63	63.12	71.13	88.60	60.10	369.46	148.69	39.13	1.47	1.36	6.10
BAZ	800	ELL	F				91.73	69.99	359.57	161.70	39.78	1.31		13.36
BAZ	807	ELL	F				80.36	54.81	363.76	135.14	36.82	1.47		8.45
BAZ	820	ELL	F	83.59	63.14	-83.98	83.84	62.84	373.61	146.66	38.72	1.33	1.32	7.00
BAZ	828	ELL	F?									1.11		14.38
BAZ	914	ELL	F						395.87			1.44		9.04
BAZ	915	ELL	F				190.70	146.42	557.97	337.10	70.25	1.30		13.84
BAZ	944	ELL	F?									1.77		4.99
BAZ	962	ELL	F	100.43	69.95	77.91	101.95	68.38	392.86	170.30	42.78	1.49	1.44	2.83
BAZ	965	ELL	F											
BAZ	1009	ELL	F?									1.44		19.17
BAZ	1033	ELL	F	48.83	44.28	-72.31	49.32	43.74	261.40	93.06	26.03	1.13	1.10	28.36
BAZ	1121	ELL	F											
BAZ	1128	ELL	F						432.21			1.40		5.27
BAZ	1166	ELL	F											
BAZ	1167	ELL	F				120.47	90.41	444.18	210.86	50.40	1.33		29.96
BAZ	1250	ELL_DIST	F				85.07	68.35	386.54	153.42	39.97	1.24		20.00
BAZ	1261	ELL	F				68.67	48.23	322.99	116.89	32.55	1.42		11.39
BAZ	1319	ELL	F				98.33	59.60	365.66	157.90	39.96	1.65		14.93
BAZ	1341	ELL	F				95.31	61.74	374.91	157.02	40.27	1.54		16.31
BAZ	1357	ELL	F				73.45	52.49	342.95	125.93	34.49	1.40		13.35
BAZ	1410	ELL	F											
BAZ	1427	ELL	F									1.47		4.91
BAZ	1431	ELL	F				73.72	48.46	314.59	122.16	32.75	1.52		6.41
BAZ	1443	ELL	F				92.55	87.34	381.96	179.92	43.30	1.06		5.80
BAZ	1444	ELL	F?									1.06		8.31
BAZ	1456	ELL	F									1.42		3.23
BAZ	1467	ELL	F	71.62	58.58	83.61	71.77	58.37	337.50	130.14	34.83	1.23	1.22	12.54
BAZ	1474	ELL	F									1.42		8.31
BAZ	1475	ELL	F				100.26	95.31	427.51	195.61	47.41	1.05		10.51
BAZ	1479	ELL	F	84.89	62.68	-83.14	85.25	62.27	366.57	147.50	38.43	1.37	1.35	13.86
BAZ	1483	ELL	F				130.61	89.61	413.82	220.18	49.78	1.46		13.34
BAZ	1488	ELL	F	75.39	62.00	85.76	75.47	61.85	335.76	137.32	35.53	1.22	1.22	25.52
BAZ	1647	ELL	F	103.29	85.45	78.79	104.10	84.52	410.26	188.62	45.60	1.23	1.21	
BAZ	1650	ELL	F						452.29			1.39		3.96
BAZ	1657	ELL	F									1.33		7.79
BAZ	1662	ELL	F				102.85	79.75	417.37	182.59	45.14	1.29		9.02
BAZ	396b	ELL	F	83.00	62.91	66.48	87.75	58.11	353.12	145.84	37.54	1.51	1.32	17.21
CAPE	257	O-A	M				118.02	84.43	408.44	202.45	47.11	1.40		11.54
CAPE	141	O-A	F				118.24	101.17	425.13	219.41	50.30	1.17		14.95
CAPE	171	O-A?	F	100.57	71.75	81.85	101.22	71.04	424.41	172.26	44.64	1.42	1.40	
CAPE	108	IND	M									1.95		3.43
CAPE	199	IND	M						424.85			1.38		13.11
CAPE	202	IND	F						444.15			1.34		8.99
CAPE	227	IND	F	130.57	102.89	-71.48	134.22	99.13	473.51	233.35	54.35	1.35	1.27	7.03
CAPE	248	IND	F											
CAPE	131	ELL	M									1.33		25.31
CAPE	143	ELL	M	120.14	113.92	51.38	131.52	102.38	495.21	233.89	55.54	1.28	1.05	2.45
CAPE	151	ELL	M											
CAPE	168	ELL	M				97.81	74.83	396.67	172.65	42.91	1.31		28.22
CAPE	175	ELL?	M				95.36	82.88	399.31	178.24	43.50	1.15		35.41
CAPE	180	ELL	M	111.67	99.61	66.08	114.80	96.31	443.61	211.11	50.01	1.19	1.12	10.14
CAPE	216	ELL	M				97.07	68.10	393.62	165.17	42.02	1.43		
CAPE	144	ELL	F	113.31	101.15	-57.70	121.59	92.73	433.70	214.32	50.18	1.31	1.12	16.17
CAPE	146	ELL	F				93.56	69.01	363.80	162.57	40.46	1.36		3.09
CAPE	172	ELL	F				122.42	87.90	421.00	210.32	49.20	1.39		8.18
CAPE	188	ELL	F	96.55	84.49	73.36	97.77	83.17	375.79	180.93	43.01	1.18	1.14	15.33
CAPE	190	ELL	F			-76.00			386.61			1.28	1.24	18.07
CB	3	ROM?	M?									1.27		3.92

NECRO POLIS	Burial	PERIOD	SEX	IX HUML	IY HUML	THET HUML	IMAX HUML	IMIN HUML	TA HUML	J HUML	ZP HUML	IXNN HUML	IXY HUML	HUM BA
CB	10	O-A	M									1.18		30.86
CB	33	O-A	M									1.26		5.03
CB	34	O-A	M				116.45	90.57	424.91	207.14	48.45	1.29		14.37
CB	38	O-A	M				112.52	84.54	415.00	197.18	46.72	1.33		26.58
CB	42	O-A	M						372.38			1.18		23.97
CB	44	O-A	M				144.66	121.83	555.06	266.61	62.26	1.19		38.38
CB	47	O-A	M									1.42		17.01
CB	71	O-A	M									1.18		9.47
CB	75	O-A	M						442.66			1.42		23.90
CB	77	O-A?	M?									1.63		14.12
CB	82	O-A	M				120.27	88.81	390.02	209.19	46.42	1.35		19.32
CB	91	O-A	M				92.58	87.81	395.67	180.53	43.81	1.05		32.13
CB	94	O-A	M						482.30			1.33		25.89
CB	110	O-A	M									1.62		12.76
CB	115	O-A	M									1.38		26.13
CB	118	O-A	M?				113.78	79.21	456.24	193.17	48.91	1.44		6.04
CB	126	O-A	M						442.57			1.42		12.24
CB	132	O-A	M						376.51			1.38		43.55
CB	140	O-A	M				102.11	77.94	452.02	180.16	46.53	1.31		47.10
CB	143	O-A	M						500.74			1.14		14.87
CB	172	O-A?	M				84.51	72.90	378.27	157.55	40.28	1.16		43.88
CB	173	O-A	M	180.43	191.00	23.64	193.57	177.39	603.51	371.09	76.47	1.09	0.94	31.61
CB	2	O-A	F				136.03	82.70	439.74	218.90	51.18	1.64		39.10
CB	27	O-A	F									1.47		14.92
CB	35	O-A	F									1.25		17.25
CB	39	O-A	F											
CB	59	O-A	F				96.47	73.94	386.59	170.57	42.31	1.30		13.85
CB	88	O-A	F				117.54	83.75	433.88	201.50	48.96	1.40		13.80
CB	98	O-A	F						427.71			1.38		16.42
CB	103	O-A	F									1.25		9.05
CB	105	O-A	F									1.62		6.30
CB	171	O-A	F						430.75			1.18		23.27
CB	181	O-A	F									1.26		30.26
CB	193	O-A	F											
CB	57B	O-A?	F?				85.31	63.48	342.48	148.95	37.35	1.34		15.31
CB	57A	IND	M						493.11			1.34		1.58
CB	54A	IND	F?									1.56		6.48
CB	32	ELL	M						417.71			1.23		17.08
CB	62	ELL	M						414.58			1.24		33.30
CB	76	ELL	M?	103.31	82.72	-79.98	104.01	81.93	442.42	186.14	47.36	1.27	1.25	10.09
CB	84	ELL?	M				96.55	80.45	466.47	177.10	47.04	1.20		59.68
CB	123	ELL	M?	127.90	89.41	-83.91	128.51	88.72	428.47	217.37	49.91	1.45	1.43	5.78
CB	164	ELL	M	119.63	103.52	66.27	123.70	99.29	453.46	223.11	51.78	1.25	1.16	7.02
CB	54B	ELL	M				148.33	112.47	500.71	260.93	58.78	1.32		20.56
CB	11	ELL	F?									1.69		2.21
CB	12	ELL	F				83.23	55.69	367.65	139.07	37.53	1.49		13.92
CB	50	ELL	F?									1.15		37.23
CB	67	ELL	F?									1.60		0.44
CB	111	ELL	F				104.91	69.50	368.23	174.62	42.13	1.51		11.23
CB	162	ELL	F									1.23		2.25
CINTU	17ROM	ROM	M	133.95	127.44	51.58	145.54	115.64	482.34	261.18	57.57	1.26	1.05	5.45
CINTU	TR56_T10	ROM?	M	118.47	102.81	54.80	134.27	86.91	435.68	221.13	50.74	1.55	1.15	4.55
CINTU	TR56_T3	ROM?	M	83.69	71.70	-75.82	84.56	70.72	413.68	155.28	41.64	1.20	1.17	21.53
CINTU	TR56_T1	ROM?	F	90.12	67.21	-89.59	90.16	67.10	398.70	157.25	41.29	1.34	1.34	2.77
CINTU	TR56_T8	ROM?	F	74.30	65.53	63.97	77.09	62.66	365.53	139.75	37.25	1.23	1.13	11.23
CINTU	5	O-A	M									1.21		41.87
CINTU	14	O-A	M				126.70	77.92	414.30	204.56	47.52	1.63		19.01
CINTU	17	O-A	M	90.12	80.61	-60.48	94.79	75.81	429.78	170.60	43.96	1.25	1.12	25.18
CINTU	18	O-A	M									1.34		26.58
CINTU	19	O-A	M				172.19	124.82	526.52	296.97	63.92	1.38		37.98
CINTU	23	O-A	M									1.46		14.08
CINTU	26	O-A	M	199.98	141.45	77.41	203.45	137.84	576.75	341.22	72.11	1.48	1.41	6.13
CINTU	27	O-A	M				134.82	105.09	454.06	239.90	54.10	1.28		0.13
CINTU	34	O-A	M				144.60	130.88	497.28	275.55	60.18	1.10		14.07
CINTU	53	O-A	M				125.83	115.91	449.21	241.80	53.89	1.09		21.54
CINTU	56	O-A	M									1.27		6.31
CINTU	74	O-A	M									1.22		14.28
CINTU	76	O-A	M	71.27	72.79	-41.16	77.41	66.54	387.39	143.95	38.64	1.16	0.98	32.25
CINTU	80	O-A	M	121.30	113.26	55.24	129.06	105.32	477.78	234.39	54.63	1.23	1.07	14.48

NECRO POLIS	Burial	PERIOD	SEX	IX HUML	IY HUML	THET HUML	IMAX HUML	IMIN HUML	TA HUML	J HUML	ZP HUML	IXNN HUML	IXY HUML	HUM BA
CINTU	97	O-A	M				96.01	89.53	422.01	185.58	45.39	1.07		38.80
CINTU	105	O-A	M				125.56	99.85	465.90	225.41	53.08	1.26		8.65
CINTU	106	O-A	M				96.41	86.87	391.76	183.31	43.93	1.11		13.20
CINTU	108	O-A	M									1.10		27.89
CINTU	115	O-A	M				114.18	82.50	436.85	196.65	47.89	1.38		22.99
CINTU	119	O-A	M				162.75	143.59	547.72	306.42	66.20	1.13		9.27
CINTU	125	O-A	M									1.31		36.74
CINTU	131	O-A	M				133.94	94.19	477.58	228.09	53.62	1.42		23.96
CINTU	135	O-A	M				123.41	74.12	392.85	197.48	46.01	1.66		8.28
CINTU	136	O-A	M				121.51	97.86	454.56	219.38	51.30	1.24		30.49
CINTU	137	O-A	M						485.34			1.43		19.69
CINTU	142	O-A	M	128.98	103.36	77.32	130.53	101.65	441.55	232.18	52.19	1.28	1.25	13.46
CINTU	143	O-A	M				85.44	64.54	396.48	149.97	40.07	1.32		27.68
CINTU	156	O-A	M	127.99	130.28	41.82	138.81	119.22	433.95	258.06	54.55	1.16	0.98	26.02
CINTU	160	O-A	M				138.67	111.43	476.97	250.10	56.55	1.24		40.66
CINTU	180	O-A	M				110.91	80.66	406.44	191.55	45.83	1.38		37.91
CINTU	184	O-A	M				116.25	98.40	409.89	214.67	47.96	1.18		10.47
CINTU	191	O-A	M				112.03	99.89	440.06	211.94	49.97	1.12		43.64
CINTU	193	O-A	M						506.50			1.34		2.17
CINTU	195	O-A	M						461.60			1.22		6.04
CINTU	199	O-A	M?				92.92	63.07	447.75	155.96	43.79	1.47		36.29
CINTU	203	O-A	M				118.14	98.96	434.23	217.12	50.44	1.19		11.37
CINTU	205	O-A	M	112.06	102.77	-57.11	118.97	95.70	450.25	214.67	50.81	1.24	1.09	27.86
CINTU	210	O-A	M	121.53	105.32	71.74	123.65	103.03	437.09	226.70	51.71	1.20	1.15	14.98
CINTU	212	O-A	M	87.20	74.81	69.46	89.32	72.59	387.89	161.91	41.14	1.23	1.17	25.20
CINTU	217	O-A	M									1.40		20.31
CINTU	224	O-A	M						455.21			1.23		24.13
CINTU	238	O-A	M						387.26			1.12		22.55
CINTU	242	O-A	M				144.47	112.30	474.26	256.76	56.73	1.29		15.00
CINTU	254	O-A?	M				106.67	88.30	440.85	194.97	48.24	1.21		4.32
CINTU	257	O-A	M				252.06	168.19	623.45	420.14	82.59	1.50		7.87
CINTU	279	O-A?	M				151.76	115.84	502.06	267.59	59.28	1.31		34.84
CINTU	284	O-A?	M?						412.96			1.16		24.09
CINTU	290	O-A?	M				131.83	101.86	468.48	233.68	53.80	1.29		23.24
CINTU	293	O-A	M				153.42	141.77	528.82	295.26	64.61	1.08		32.17
CINTU	298	O-A	M				132.68	108.37	519.30	241.07	57.44	1.22		29.29
CINTU	300	O-A	M						472.67			1.43		29.01
CINTU	319	O-A	M				107.08	73.64	396.36	180.69	43.99	1.45		20.56
CINTU	321	O-A	M						472.94			1.13		12.56
CINTU	325	O-A	M				63.83	57.07	324.98	120.91	32.49	1.12		25.22
CINTU	ANAS_2	O-A	M						437.27			1.45		23.50
CINTU	9	O-A	F						388.73			1.52		16.94
CINTU	46	O-A	F				92.25	76.19	401.01	168.44	42.73	1.21		16.41
CINTU	100	O-A	F				124.08	90.04	422.88	214.09	49.44	1.38		0.87
CINTU	110	O-A	F	149.16	105.43	66.67	159.35	95.17	433.70	254.45	54.75	1.67	1.41	3.40
CINTU	128	O-A	F						444.45			1.46		4.22
CINTU	130	O-A	F						431.27			1.31		9.39
CINTU	133	O-A	F						422.86			1.23		0.34
CINTU	148	O-A	F						416.77			1.52		8.38
CINTU	157	O-A	F				82.38	65.95	363.40	148.32	38.56	1.25		46.46
CINTU	167	O-A	F	94.95	65.14	80.85	95.78	64.26	375.89	160.02	40.60	1.49	1.46	16.08
CINTU	173	O-A	F											
CINTU	177	O-A	F									1.26		9.25
CINTU	178	O-A	F									1.38		5.72
CINTU	192	O-A	F									1.46		10.23
CINTU	198	O-A	F?				131.51	92.47	421.06	223.95	50.59	1.42		7.99
CINTU	201	O-A	F						479.97			1.39		2.10
CINTU	207	O-A	F	118.64	86.99	-76.03	120.79	84.76	438.42	205.52	49.56	1.43	1.36	0.96
CINTU	209	O-A	F	85.72	70.12	-76.42	86.69	69.08	375.79	155.75	40.16	1.25	1.22	17.33
CINTU	211	O-A	F	136.46	109.48	69.24	141.14	104.67	423.98	245.79	53.16	1.35	1.25	3.59
CINTU	214	O-A	F	97.41	78.11	64.84	102.96	72.47	406.94	175.41	44.17	1.42	1.25	12.22
CINTU	215	O-A	F	136.45	96.48	81.92	137.42	95.43	483.11	232.81	55.11	1.44	1.41	16.94
CINTU	255	O-A	F						408.61			1.24		6.04
CINTU	296	O-A	F	78.82	60.43	86.00	78.92	60.27	346.74	139.18	36.48	1.31	1.30	31.05
CINTU	297	O-A	F				137.32	118.71	514.67	256.05	59.18	1.16		5.52
CINTU	301	O-A	F	113.03	68.34	-88.51	113.13	68.23	417.05	181.32	45.60	1.66	1.65	17.70
CINTU	302	O-A	F						402.06			1.23		5.63
CINTU	303	O-A	F						440.70			1.24		3.96
CINTU	322	O-A	F	148.73	104.90	68.15	157.32	96.24	518.71	253.49	59.58	1.63	1.42	30.36

NECRO POLIS	Burial	PERIOD	SEX	IX HUML	IY HUML	THET HUML	IMAX HUML	IMIN HUML	TA HUML	J HUML	ZP HUML	IXNN HUML	IXY HUML	HUM BA
CINTU	ANAS_1	O-A	F									1.29		37.18
CINTU	SS17_T10	IND	M	143.45	125.87	60.95	151.66	117.46	466.71	269.11	57.36	1.29	1.14	2.56
CINTU	UNC 1	IND	M	171.23	137.82	72.61	175.20	133.65	526.59	308.83	65.21	1.31	1.24	20.36
CINTU	UNC 2	IND	M	117.64	114.07	56.46	120.77	110.67	471.57	231.51	53.38	1.09	1.03	12.12
CINTU	249b	IND	F	90.51	75.87	68.28	93.33	72.96	388.82	166.28	41.97	1.28	1.19	7.43
CINTU	SS17_T11	IND	F	57.72	48.33	-72.84	58.69	47.31	322.20	105.99	30.78	1.24	1.19	11.85
CINTU	SS17_T12	IND	F	73.38	67.89	74.73	73.81	67.36	340.50	141.18	36.28	1.10	1.08	2.26
CINTU	SS17_T13	IND	F	86.74	64.92	-78.05	87.77	63.84	366.82	151.59	39.20	1.37	1.34	12.12
CINTU	SS17_T13a	IND	F				49.20	38.72	270.97	87.92	25.77	1.27		21.69
CINTU	SS17_T9	IND	F	91.31	64.30	-70.02	95.44	60.13	372.97	155.55	40.20	1.59	1.42	21.30
CINTU	36	ELL	M	113.18	94.50	82.08	113.65	93.88	412.47	207.54	48.03	1.21	1.20	21.67
CINTU	50	ELL	M						458.78			1.26		2.84
CINTU	70	ELL	M						498.38			1.32		38.62
CINTU	75	ELL	M	105.21	96.28	-74.37	106.11	95.19	426.97	201.34	47.82	1.11	1.09	14.28
CINTU	78	ELL	M				135.04	105.59	475.44	240.63	55.08	1.28		27.10
CINTU	83	ELL	M	134.62	105.43	84.73	135.14	104.74	480.55	239.87	54.95	1.29	1.28	9.96
CINTU	89	ELL	M	129.23	121.30	-55.62	136.56	113.76	476.34	250.34	56.20	1.20	1.07	17.00
CINTU	96	ELL	M	115.04	85.33	-85.06	115.45	84.82	421.09	200.25	47.29	1.36	1.35	5.93
CINTU	98	ELL	M	141.81	114.40	-74.77	144.21	111.83	485.37	256.03	57.44	1.29	1.24	11.08
CINTU	170	ELL	M	111.80	90.66	61.94	120.38	81.98	433.33	202.32	48.36	1.47	1.23	20.41
CINTU	175	ELL	M				67.07	42.89	288.85	109.94	29.83	1.56		20.14
CINTU	183	ELL	M				145.41	104.85	447.97	250.23	54.63	1.39		47.48
CINTU	188	ELL	M				115.30	109.20	466.59	224.55	52.61	1.06		8.94
CINTU	231	ELL	M	133.69	105.10	70.32	138.10	100.55	456.82	238.62	54.11	1.37	1.27	19.18
CINTU	241	ELL	M						469.73			1.50		30.59
CINTU	248	ELL	M											
CINTU	249	ELL	M						458.75			1.38		15.66
CINTU	274	ELL	M				123.72	87.05	425.62	210.73	48.86	1.42		30.47
CINTU	277	ELL	M						478.28			1.52		1.22
CINTU	292	ELL	M				173.04	113.16	501.33	286.13	61.79	1.53		28.09
CINTU	309	ELL	M						458.53			1.34		31.12
CINTU	313	ELL	M	160.85	131.85	56.78	183.07	109.53	486.92	292.49	61.61	1.67	1.22	10.54
CINTU	60	ELL	F				137.80	101.66	471.73	239.44	55.53	1.36		0.23
CINTU	67	ELL	F	76.89	64.37	-71.02	78.59	62.59	354.12	141.18	36.96	1.26	1.19	9.29
CINTU	68	ELL	F									1.31		13.76
CINTU	79	ELL	F				79.28	64.19	343.13	143.46	36.91	1.24		11.32
CINTU	81	ELL	F	102.35	75.31	-80.98	103.06	74.54	392.46	177.58	44.03	1.38	1.36	4.27
CINTU	122	ELL	F				78.36	54.96	316.32	133.30	34.27	1.43		29.47
CINTU	138	ELL	F						428.68			1.04		5.53
CINTU	141	ELL	F						414.73			1.41		25.72
CINTU	204	ELL	F						391.28			1.52		2.47
CINTU	223	ELL	F				92.46	61.88	375.45	154.32	39.93	1.49		10.57
CINTU	233	ELL	F	100.06	69.59	68.75	105.60	64.01	378.12	169.56	41.82	1.65	1.44	32.64
CINTU	265	ELL	F	111.85	78.79	-84.48	112.23	78.35	401.88	190.55	45.65	1.43	1.42	4.38
CINTU	267	ELL	F											
CINTU	273	ELL	F											
CINTU	276	ELL	F				108.39	64.97		173.31	43.48	1.67		2.80
CINTU	306	ELL	F						346.34			1.39		14.71
CINTU	312	ELL	F											
CINTU	316	ELL	F				103.31	60.37	349.38	163.65	39.67	1.71		8.82
CR	3	O-A	M	121.71	95.92	69.86	125.94	91.57	466.28	217.51	51.77	1.38	1.27	30.57
CR	5	O-A	M	120.72	102.80	-88.59	120.90	102.43	498.65	223.33	54.28	1.18	1.17	28.97
CR	15	O-A	M						450.76			1.35		35.93
CR	21	O-A	M									1.30		9.07
CR	23	O-A	M	95.98	70.79	78.00	97.24	69.46	436.32	166.70	44.51	1.40	1.36	10.79
CR	1	O-A	F	121.06	99.70	68.56	125.13	95.50	478.90	220.63	53.05	1.31	1.21	8.84
CR	2	O-A	F									1.66		7.44
CR	9	O-A	F									1.15		13.19
CR	11	O-A	F						408.50			1.15		3.26
CR	13	O-A	F						367.94			1.42		2.88
CR	19	O-A	F											
CR	24	O-A	F									1.69		14.49
FOS	117	V SEC	M											
FOS	134	V SEC	M	124.61	99.17	75.87	126.53	97.10	439.63	223.63	50.84	1.30	1.26	41.44
FOS	186	V SEC	M	137.27	114.89	60.23	148.53	103.49	465.49	252.01	55.52	1.44	1.19	
FOS	207	V SEC	M											
FOS	246	V SEC	M											
FOS	275	V SEC	M											
FOS	484	V SEC	M	109.56	119.93	31.49	126.02	103.30	473.10	229.31	53.90	1.22	0.91	10.24

NECRO POLIS	Burial	PERIOD	SEX	IX HUML	IY HUML	THET HUML	IMAX HUML	IMIN HUML	TA HUML	J HUML	ZP HUML	IXNN HUML	IXY HUML	HUM BA
FOS	405A	V SEC	M											
FOS	157	O-A	M	115.08	70.33	82.32	115.98	69.40	406.99	185.39	45.46	1.67	1.64	29.51
FOS	163	O-A	M											
FOS	184	O-A	M	102.16	93.48	-76.31	102.77	92.71	428.13	195.48	47.70	1.11	1.09	31.24
FOS	197	O-A	M									1.46		21.11
FOS	215	O-A	M	131.92	149.35	-32.07	160.55	120.48	521.53	281.04	62.42	1.33	0.88	26.62
FOS	222	O-A	M	89.23	77.01	-86.42	89.33	76.80	405.34	166.13	42.58	1.16	1.16	39.06
FOS	255	O-A	M											
FOS	270	O-A	M	127.52	115.38	-82.78	127.86	114.81	505.52	242.68	56.96	1.11	1.11	31.99
FOS	296	O-A	M				95.72	75.86	439.80	171.58	45.25	1.26		
FOS	319	O-A	M	142.75	110.14	82.84	143.51	109.22	512.73	252.73	58.34	1.31	1.30	44.08
FOS	320	O-A	M									1.16		18.21
FOS	435	O-A	M				137.99	103.99	438.79	241.99	52.87	1.33		13.13
FOS	437	O-A	M	124.11	93.97	-86.66	124.33	93.64	464.56	217.97	52.06	1.33	1.32	34.42
FOS	457	O-A	M						479.10			1.25		3.42
FOS	464	O-A	M						395.71			1.19		22.11
FOS	534	O-A	M				125.27	105.80	437.78	231.07	51.68	1.18		31.24
FOS	561	O-A	M				107.24	94.71	468.06	201.95	50.03	1.13		27.83
FOS	562	O-A	M	81.89	76.37	57.21	85.96	72.17	380.86	158.13	40.03	1.19	1.07	42.31
FOS	567	O-A	M?	117.49	113.03	48.61	133.70	96.67	456.47	230.37	52.85	1.38	1.04	17.18
FOS	572	O-A	M	133.83	103.11	-81.00	134.80	102.00	431.23	236.80	52.16	1.32	1.30	7.80
FOS	405B	O-A	M				96.71	84.32	421.60	181.03	44.90	1.15		41.01
FOS	520ridA	O-A	M				123.85	89.65	425.32	213.50	49.24	1.38		
FOS	159	O-A	F				115.03	102.09	453.43	217.12	51.36	1.13		2.07
FOS	208	O-A	F	82.66	64.36	80.81	83.17	63.79	356.26	146.96	37.89	1.30	1.28	28.22
FOS	301	O-A	F?				98.24	95.56	414.19	193.80	46.40	1.03		30.14
FOS	344	O-A	F						380.86			1.06		28.05
FOS	524	O-A	F						380.76			1.22		48.97
FOS	556	O-A	F				84.87	59.49	376.17	144.36	38.49	1.43		26.90
FOS	182	IND	M				109.32	87.50	417.03	196.82	46.42	1.25		28.21
FOS	323	IND	F?	96.15	85.06	58.56	102.90	78.21	400.21	181.11	44.26	1.32	1.13	2.89
FOS	76	ELL	M?				110.06	91.98	445.35	202.04	49.44	1.20		
FOS	110	ELL	M	99.48	94.42	81.10	99.73	93.98	431.90	193.70	47.17	1.06	1.05	22.88
FOS	140	ELL	M	131.18	120.22	-57.64	138.86	112.34	475.91	251.20	56.13	1.24	1.09	4.80
FOS	201	ELL	M				93.80	77.59	393.09	171.39	42.58	1.21		57.06
FOS	213	ELL	M				158.30	90.92	452.22	249.21	54.70	1.74		30.45
FOS	235	ELL	M	127.98	98.54	81.93	128.77	97.62	467.66	226.39	53.00	1.32	1.30	42.18
FOS	328	ELL	M				91.67	72.06	410.30	163.72	42.31	1.27		
FOS	333	ELL	M				103.22	79.88	421.64	183.11	45.26	1.29		7.35
FOS	370	ELL	M	70.29	58.92	70.58	71.98	57.15	361.05	129.13	35.42	1.26	1.19	23.41
FOS	401	ELL	M				126.09	110.04	485.02	236.13	54.74	1.15		6.13
FOS	402	ELL	M									1.67		4.43
FOS	407	ELL	M	128.46	109.51	-87.14	128.70	109.07	475.55	237.76	54.60	1.18	1.17	4.74
FOS	418	ELL	M	172.50	173.22	43.77	178.67	166.64	607.28	345.31	73.91	1.07	1.00	29.41
FOS	432	ELL	M						529.86			1.22		6.17
FOS	447	ELL	M				110.10	76.37	389.67	186.47	44.38	1.44		34.77
FOS	469	ELL	M	133.69	112.80	88.69	133.87	112.43	486.30	246.30	56.32	1.19	1.19	4.02
FOS	488	ELL	M											
FOS	491	ELL	M			84.90						1.45	1.43	14.39
FOS	503	ELL	M				88.86	75.92	400.59	164.78	41.79	1.17		4.29
FOS	504	ELL	M	104.78	67.79	82.53	105.57	66.96	372.49	172.54	41.56	1.58	1.55	7.03
FOS	505	ELL	M	83.86	67.81	69.36	86.64	64.95	362.15	151.59	38.19	1.33	1.24	26.63
FOS	516	ELL	M				157.43	117.63	510.22	275.06	60.99	1.34		28.69
FOS	518	ELL	M	156.99	136.87	88.00	157.29	136.28	501.44	293.58	62.09	1.15	1.15	20.07
FOS	520	ELL	M	128.84	112.45	88.69	129.02	112.06	459.50	241.08	54.11	1.15	1.15	42.82
FOS	542	ELL	M									1.23		21.93
FOS	124C	ELL	M?											
FOS	124E	ELL	M			56.05						1.26	1.09	6.31
FOS	2A	ELL	M	160.54	126.18	76.12	163.06	123.48	491.39	286.54	61.21	1.32	1.27	34.81
FOS	330C	ELL	M	114.81	120.20	38.19	128.73	106.07	464.38	234.81	53.69	1.21	0.96	26.37
FOS	330D	ELL	M	149.53	115.79	76.72	151.72	113.45	461.87	265.18	57.29	1.34	1.29	17.46
FOS	330E	ELL	M	153.86	137.26	-74.33	155.56	135.28	550.83	290.84	64.69	1.15	1.12	21.91
FOS	430A	ELL	M	143.80	109.28	74.96	146.80	106.14	479.56	252.94	56.41	1.38	1.32	31.64
FOS	430D	ELL	M											
FOS	516ridA	ELL	M				165.23	115.51	478.05	280.74	59.38	1.43		7.66
FOS	63B	ELL	M				140.29	91.31	460.18	231.61	53.45	1.54		13.08
FOS	85	ELL	F	90.34	63.96	71.11	93.89	60.37	387.87	154.26	40.52	1.56	1.41	
FOS	122	ELL	F									1.02		1.19
FOS	204	ELL	F				139.52	96.94	452.38	236.46	53.65	1.44		2.25

NECRO POLIS	Burial	PERIOD	SEX	IX HUMI	IY HUMI	THET HUMI	IMAX HUMI	IMIN HUMI	TA HUMI	J HUMI	ZP HUMI	IXNN HUMI	IXY HUMI	HUM BA
FOS	220	ELL	F				108.69	70.91	414.45	179.60	45.19	1.53		4.57
FOS	223	ELL	F											
FOS	225	ELL	F											
FOS	252	ELL	F									1.69		2.69
FOS	265	ELL	F	133.69	106.42	83.35	134.17	105.80	491.54	239.97	56.31	1.27	1.26	3.93
FOS	279	ELL	F				102.99	78.15	418.53	181.13	45.31	1.32		24.31
FOS	288	ELL	F						317.42			1.63		31.04
FOS	351	ELL	F						408.46			1.22		6.31
FOS	381	ELL	F				119.04	78.88	424.17	197.92	47.88	1.51		14.98
FOS	410	ELL	F	84.72	72.28	59.72	91.17	65.76	337.10	156.93	38.31	1.39	1.17	10.77
FOS	417	ELL	F				100.11	71.27	381.05	171.38	42.16	1.40		15.22
FOS	427	ELL	F									1.29		3.82
FOS	431	ELL	F				147.75	111.45	420.59	259.21	54.78	1.33		14.29
FOS	544	ELL	F						410.43			1.59		2.56
FOS	124A	ELL	F				83.17	66.76	355.11	149.92	38.13	1.25		8.25
FOS	124B	ELL	F	94.36	63.45	84.40	94.69	63.09	378.02	157.77	40.54	1.50	1.49	2.19
FOS	124D	ELL	F	81.95	61.05	-82.58	82.34	60.61	334.75	142.95	36.17	1.36	1.34	14.36
FOS	330B	ELL	F				120.42	86.41	408.94	206.83	47.78	1.39		19.83
FOS	430B	ELL	F	113.13	101.70	-78.93	113.68	100.97	428.54	214.65	49.76	1.13	1.11	
FOS	430C	ELL	F											
FOS	516ridB	ELL	F?				134.68	83.76	475.79	218.44	53.75	1.61		21.80
FOS	520ridB	ELL	F	49.32	32.83	-87.97	49.30	32.84	264.89	82.13	24.85	1.50	1.50	17.75
FOS	63A	ELL	F	133.22	97.45	-88.52	133.34	97.22	433.62	230.57	52.20	1.37	1.37	1.37
FOS	63C	ELL	F	112.82	90.82	74.40	114.85	88.66	388.48	203.51	45.74	1.30	1.24	13.32
NAV	8	ROM?	M	139.44	108.16	74.79	142.09	105.38	477.04	247.47	56.21	1.35	1.29	6.39
NAV	1B	ELL	M	118.95	75.80	79.98	120.49	74.24	413.37	194.72	46.62	1.62	1.57	15.55
NAV	4	ELL	F	72.81	56.97	-88.26	72.79	56.95	340.23	129.73	35.02	1.28	1.28	5.80
PELT	134	O-A	F	127.97	93.06	73.81	131.32	89.62	426.40	220.95	50.43	1.47	1.38	0.99
PELT	111	ELL	M				103.61	71.12	419.58	174.73	44.38	1.46		31.88
PELT	112	ELL	M			80.61						1.27	1.25	15.18
PELT	114	ELL	M						412.94			1.30		36.47
PELT	133	ELL	M				99.20	81.05	406.14	180.25	44.13	1.22		21.97
PELT	113	ELL	F	100.48	112.63	33.16	121.53	91.44	428.09	212.97	49.63	1.33	0.89	0.57
PELT	130	ELL	F				88.38	58.13	350.23	146.52	37.62	1.52		10.44
PELT	132	ELL	F	126.08	107.11	83.15	126.47	106.55	444.07	233.02	52.53	1.19	1.18	7.90
POG	12	O-A	M			80.46			420.49			1.28	1.25	22.50
POG	13	O-A?	M?									1.18		22.69
POG	15	O-A	M						453.22			1.44		62.53
POG	25	O-A	M						482.84			1.11		36.04
POG	29	O-A	M									1.18		37.30
POG	11	O-A?	F				116.08	84.23	423.45	200.31	47.95	1.38		2.46
POG	41	O-A?	F				153.65	106.32	471.05	259.97	57.26	1.45		13.11
POG	56	IND	M	82.56	84.78	-41.51	92.41	74.80	408.00	167.22	42.87	1.24	0.97	3.99
POG	85	IND	M	133.13	109.17	72.58	135.92	106.21	435.09	242.14	52.90	1.28	1.22	15.84
POG	87	IND	M	132.10	109.33	75.39	133.93	107.34	475.95	241.26	55.45	1.25	1.21	16.48
POG	90	IND	M									1.15		5.77
POG	99	IND	M				162.15	90.33	495.65	252.48	57.73	1.79		18.87
POG	107	IND	M			55.14			485.44			1.48	1.14	8.80
POG	121	IND	M	122.25	106.11	69.80	124.94	103.25	459.88	228.19	52.76	1.21	1.15	16.30
POG	126	IND	M						496.20			1.43		40.04
POG	131	IND	M	141.90	102.55	78.66	143.81	100.52	485.51	244.33	55.83	1.43	1.38	42.08
POG	133	IND	M			-83.40						1.41	1.39	24.71
POG	139	IND	M	141.90	101.22	86.37	142.27	100.74	500.34	243.01	56.93	1.41	1.40	12.21
POG	141	IND	M	140.52	114.74	75.44	142.60	112.49	493.56	255.09	57.78	1.27	1.22	24.81
POG	153	IND	M						389.17			1.17		18.26
POG	182	IND	M											
POG	186	IND	M?									1.30		14.01
POG	204	IND	M									1.21		27.21
POG	207	IND	M	115.50	119.30	30.66	121.25	113.31	466.98	234.56	54.12	1.07	0.97	10.30
POG	208	IND	M											
POG	209	IND	M									1.50		16.48
POG	213	IND	M	150.66	144.86	-62.24	153.21	141.97	532.76	295.18	64.24	1.08	1.04	22.84
POG	51 or 55	IND	M											
POG	54	IND	IND									1.44		33.39
POG	61	IND	IND									1.60		25.90
POG	91	IND	IND									1.30		3.63
POG	102	IND	IND											
POG	122	IND	IND			-78.08						1.31	1.28	12.17
POG	152	IND	IND									1.35		8.29

NECRO POLIS	Burial	PERIOD	SEX	IX HUML	IY HUML	THET HUML	IMAX HUML	IMIN HUML	TA HUML	J HUML	ZP HUML	IXNN HUML	IXY HUML	HUM BA
POG	36	IND	F											
POG	89	IND	F				90.10	64.57	368.64	154.67	39.47	1.40		4.54
POG	94	IND	F						344.41			1.08		12.89
POG	95	IND	F				91.29	68.95	381.61	160.25	41.04	1.32		15.84
POG	97	IND	F				84.65	65.51	365.82	150.16	38.67	1.29		23.44
POG	101	IND	F			86.50						1.29	1.29	6.87
POG	110	IND	F	90.05	80.44	-58.89	95.66	74.73	381.35	170.38	41.87	1.28	1.12	26.71
POG	117	IND	F				69.43	56.12	342.08	125.55	34.38	1.24		14.40
POG	123	IND	F	136.03	101.48	-72.21	140.15	97.26	443.76	237.41	53.40	1.44	1.34	16.91
POG	125	IND	F				98.65	62.51	405.68	161.16	42.34	1.58		19.19
POG	159	IND	F				72.70	49.85	352.89	122.55	34.70	1.46		12.88
POG	184	IND	F	91.91	79.23	-63.01	96.47	74.56	370.77	171.03	41.28	1.29	1.16	19.66
POG	219	IND	F	75.49	68.46	-76.13	75.95	67.91	351.55	143.86	37.15	1.12	1.10	3.55
POG	221	IND	F											
POG	115 or 145	IND	F				86.50	69.83	364.22	156.33	39.44	1.24		0.36
POG	44	ELL	M	163.16	109.98	70.18	171.44	101.65	473.29	273.09	58.64	1.69	1.48	7.03
POG	37	ELL	F				95.91	61.03	335.55	156.94	38.23	1.57		12.46

Appendix 21 – CSG properties of the left humerus of the non-Iron Age comparative samples. Size-standardized data.

Abbreviations as in the title page of Appendices 1, 11-15.

PERIOD	Burial	SEX	IX HUML	IY HUML	THET HUML	IMAX HUML	IMIN HUML	TA HUML	J HUML	ZP HUML	IXNN HUML	IXY HUML	HUM BA
NEOL	Arene Candide 2TINFI	M	107.38	110.32	-42.30	124.47	93.23	496.41	217.71	53.21	1.34	0.97	
NEOL	Arene Candide 6PE	M											
NEOL	Arene Candide 7PE	M	125.33	101.63	68.15	129.87	97.09	422.88	226.97	50.93	1.34	1.23	20.59
NEOL	Arene Candide 8PE	M	110.49	113.60	42.37	129.01	95.08	453.58	224.09	52.41	1.36	0.97	34.45
NEOL	Arene Candide EVIPE	M	172.45	163.32	-59.76	177.15	158.62	513.32	335.77	67.89	1.12	1.06	25.30
NEOL	Arene Candide III ROMA	M											
NEOL	Arene Candide IV ROMA	M											
NEOL	Arene Candide IXFI	M	107.84	96.54	59.51	113.84	90.55	438.75	204.39	49.25	1.26	1.12	4.92
NEOL	Arene Candide VROMA	M											
NEOL	Arene Candide XIIIIFI	M											
NEOL	Arma dell'Aquila IIFI	M	109.28	99.40		111.94	96.59	433.39	208.54	49.40	1.15	1.10	6.04
NEOL	Arma dell'Aquila III	M											
NEOL	Bergeggi 2PE	M	72.97	73.50		79.21	67.16	367.55	146.37	38.33	1.17	0.99	18.52
NEOL	Bergeggi 3PE	M									1.25	1.25	18.76
NEOL	Bergeggi 4PE	M	137.46	87.04		138.44	86.03	494.98	224.42	55.15	1.61	1.58	14.54
NEOL	Bergeggi A2FI	M	157.77	115.16		171.88	100.99	492.78	272.75	59.89	1.70	1.37	1.80
NEOL	Pollera 10PE	M	113.45	102.54	-63.72	116.97	99.02	474.74	215.99	52.69	1.18	1.11	5.33
NEOL	Pollera 13PE	M	113.09	98.62	77.67	113.81	97.90	432.72	211.71	49.57	1.16	1.15	36.48
NEOL	Pollera 22PE	M									1.22		21.99
NEOL	Pollera 30PE	M											
NEOL	Pollera 32PE	M									1.26	1.04	
NEOL	Pollera 6246PE	M	121.30	105.74	-69.60	123.80	103.25	481.62	227.04	54.24	1.20	1.15	5.29
NEOL	Arene Candide EIVPE	F	87.95	91.39	-38.16	96.95	82.40	421.66	179.35	45.56	1.18	0.96	9.32
NEOL	Arene Candide VIIIIFI	F											
NEOL	Arene Candide XIIFI	F	104.88	79.15	82.47	105.34	78.69	409.58	184.03	44.09	1.34	1.33	12.83
NEOL	Arma dell'Aquila IIFI	F	84.11	76.21	66.52	85.95	74.37	368.55	160.32	40.68	1.16	1.10	4.00
NEOL	Arma dell'Aquila VFI	F	90.98	69.51	83.91	91.22	69.26	384.22	160.48	41.23	1.32	1.31	2.25
NEOL	Bergeggi 5PE	F											
NEOL	Boragni 1FI	F											
NEOL?	Arma del Morto III	F											
NEOL	Pollera 12PE	F	70.13	67.39	-49.29	77.93	59.60	376.92	137.53	37.81	1.31	1.04	1.26
NEOL	Pollera 14PE	F	74.48	74.19	-45.68	80.36	68.32	361.50	148.68	38.80	1.18	1.00	1.51
NEOL	Pollera 1TINFI	F	71.39	73.07	40.63	77.76	66.70	357.59	144.45	37.93	1.17	0.98	11.22
NEOL	Pollera 33PE	F	104.54	83.65	67.65	108.79	79.40	424.62	188.19	46.40	1.37	1.25	0.31
NEOL?	Tana I	F											
MED	S. PARAGORIO 04 US4319	M	114.07	91.18	62.52	122.56	82.69	412.28	205.24	47.86	1.48	1.25	
MED	S. PARAGORIO 04 US5112 T25	M											
MED	S. PARAGORIO 04 US5135 T32	M	126.45	76.05	87.84	126.52	75.98	447.44	202.50	49.67	1.67	1.66	22.67
MED	S. PARAGORIO 04 US5144 T33	M	136.67	102.94	84.98	136.93	102.68	468.77	239.61	54.49	1.33	1.33	
MED	S. PARAGORIO 05 US5172	M											
MED	S. PARAGORIO 05 US5188	M	54.16	47.82	88.63	54.17	47.81	307.74	101.97	29.28	1.13	1.13	3.61
MED	S. PARAGORIO 05 US5212 T52	M	106.50	100.32	55.82	111.79	95.03	449.65	206.82	49.23	1.18	1.06	9.14
MED	S. PARAGORIO 05 US5217	M											
MED	S. PARAGORIO 05 US5304 T69	M	108.42	73.86	81.15	109.28	73.00	416.44	182.28	45.38	1.50	1.47	26.43

PERIOD	Burial	SEX	IX HUML	IY HUML	THET HUML	IMAX HUML	IMIN HUML	TA HUML	J HUML	ZP HUML	IXNN HUML	IXY HUML	HUM BA
MED	S. PARAGORIO 97 US3554C	M	91.49	73.68	88.68	91.50	73.67	398.11	165.17	42.38	1.24	1.24	17.13
MED	S. PARAGORIO 97 US3554D	M	115.17	100.27	69.10	117.72	97.73	455.90	215.45	51.29	1.20	1.15	
MED	S. PARAGORIO 97 US3581	M											
MED	S. PARAGORIO 97 US3610 A	M	137.94	93.39	-78.24	139.96	91.37	531.11	231.33	56.65	1.53	1.48	4.02
MED	S. PARAGORIO 97 US3623	M	87.20	81.99	81.10	87.32	81.86	405.42	169.17	43.47	1.07	1.06	14.11
MED	S. PARAGORIO 97 US3688	M	111.71	94.05	74.74	113.14	92.63	447.17	205.76	48.98	1.22	1.19	10.96
MED	S. PARAGORIO 97 US3706	M	139.95	117.28	66.48	145.25	111.98	507.07	257.23	57.76	1.30	1.19	15.93
MED	S. PARAGORIO 97 US3714	M	134.81	123.58	69.75	136.58	121.81	475.53	258.39	57.01	1.12	1.09	1.30
MED	S. PARAGORIO 04 US5140 T30	F	84.71	66.07	-84.30	84.90	65.88	411.75	150.78	41.74	1.29	1.28	1.27
MED	S. PARAGORIO 04 US5149	F	121.12	93.44	78.29	122.36	92.20	415.69	214.56	48.92	1.33	1.30	1.35
MED	S. PARAGORIO 05 US5190	F	80.39	59.82	87.96	80.42	59.79	369.35	140.21	35.98	1.34	1.34	10.48
MED	S. PARAGORIO 05 US5223 T55	F	88.45	77.83	-72.72	89.59	76.69	421.16	166.27	44.05	1.17	1.14	7.38
MED	S. PARAGORIO 05 US5298 T67	F	75.33	69.24	-67.00	76.67	67.90	392.63	144.57	39.33	1.13	1.09	9.83
MED	S. PARAGORIO 97 US3568A	F	104.57	78.31	88.79	104.58	78.30	416.50	182.87	45.74	1.34	1.34	0.77
MED	S. PARAGORIO 97 US3614	F	75.09	64.78	74.69	75.92	63.95	349.66	139.87	36.69	1.19	1.16	23.29
MED	S. PARAGORIO 97 US3617 A	F	104.13	66.63	84.16	104.52	66.23	398.82	170.75	43.54	1.58	1.56	6.18
MED	S. PARAGORIO 97 US3702	F											

Appendix 22 – CSG properties of the femur of the Iron Age burials analyzed in this study. Non-standardized data.

Abbreviations as in the title page of Appendices 1, 11-15.

NECROPOLIS	PERIOD	Burial	SEX	IX FEM	IV FEM	THET FEM	IMAX FEM	IMIN FEM	TA FEM	J FEM	IXN FEM	IXY FEM	IXY FEMa
ALF	V SEC	1	M	29978.68	27440.03	-61.10	31091.79	26326.92	595.83	57418.71	1.18	1.09	1.09
ALF	V SEC	3	M	28152.42	26829.02	81.99	28270.58	26622.61	606.07	54893.19	1.06	1.05	1.05
ALF	V SEC	4	M	28397.00	30077.52	34.69	31623.78	26850.74	596.95	58474.52	1.18	0.94	0.94
ALF	V SEC	5	M	24734.15	29534.81	6.71	29602.13	24666.82	578.97	54268.95	1.20	0.84	0.84
ALF	V SEC	6	M	29882.61	31483.28	8.05	31515.99	29849.90	616.50	61365.89	1.06	0.95	0.95
ALF	V SEC	9	M				44566.80	32866.77	710.52	77433.57	1.36		1.33
ALF	V SEC?	12	M										
ALF	V SEC?	18	M	39107.75	38990.53	-45.38	43476.54	34621.74	693.05	78098.28	1.26	1.00	1.00
ALF	V SEC	19	M	29195.13	25266.93	71.39	29697.29	24764.77	580.29	54462.06	1.20	1.16	1.16
ALF	V SEC	21	M										
ALF	V SEC?	35	M										
ALF	V SEC	36	M				41068.17	29468.80	674.45	70536.97	1.39		1.33
ALF	V SEC	40	M										
ALF	V SEC	42	M	39414.79	30392.11	-69.42	41057.81	28701.25	672.88	69759.06	1.43	1.30	1.30
ALF	V SEC?	53	M	25288.04	32307.71	-20.37	33429.71	24166.03	591.50	57595.74	1.38	0.78	0.78
ALF	V SEC	68	M	30603.03	33106.27	-18.04	33403.46	30305.84	629.60	63709.30	1.10	0.92	0.92
ALF	V SEC	73	M	29870.02	29759.45	45.23	36611.66	23017.81	596.17	59629.47	1.59	1.00	1.00
ALF	V SEC?	77	M										
ALF	V SEC	82	M	37448.12	32579.71	-63.55	39050.14	30977.69	657.35	70027.83	1.26	1.15	1.15
ALF	V SEC?	84	M	34965.50	31341.23	58.59	37120.00	29186.73	634.07	66306.73	1.27	1.12	1.12
ALF	V SEC	86	M										
ALF	V SEC	88	M										
ALF	V SEC	89	M										
ALF	V SEC?	90	M										
ALF	V SEC?	98	M	25033.07	30966.77	25.53	32720.16	23279.68	585.59	55999.84	1.41	0.81	0.81
ALF	V SEC	109	M										
ALF	V SEC	112	M										
ALF	V SEC	114	M	35319.17	34901.77	46.50	39110.92	31110.02	656.55	70220.94	1.26	1.01	1.01
ALF	V SEC	115	M	28757.21	30042.12	-35.84	31443.09	27356.23	603.08	58799.32	1.15	0.96	0.96
ALF	V SEC	116	M	29758.35	27276.05	-71.22	30083.01	26951.39	593.22	57034.40	1.12	1.09	1.09
ALF	V SEC	117	M										
ALF	V SEC	119	M	30349.35	23924.44	81.45	30498.00	23775.79	578.14	54273.79	1.28	1.27	1.27
ALF	V SEC?	121	M	37403.49	35012.40	-63.91	38157.74	34258.14	665.72	72415.88	1.11	1.07	1.07
ALF	V SEC	126	M	42544.58	30500.42	82.79	42740.74	30304.25	663.49	73044.99	1.41	1.39	1.39
ALF	V SEC	130	M	42691.54	35227.95	83.30	42796.08	35123.41	689.35	77919.49	1.22	1.21	1.21
ALF	V SEC	132	M	27624.78	28339.09	29.08	28659.08	27304.79	589.75	55963.87	1.05	0.97	0.97
ALF	V SEC	7	F	23598.72	26861.48	-16.96	27235.69	23156.70	578.43	50392.39	1.18	0.88	0.88
ALF	V SEC	8	F	13861.31	11578.58	74.26	14058.14	11381.75	398.01	25439.89	1.24	1.20	1.20
ALF	V SEC	10	F	27415.21	25207.21	-79.65	27491.46	25130.96	564.89	52622.42	1.09	1.09	1.09
ALF	V SEC	37	F	24243.94	26819.73	-13.68	26981.88	24081.78	558.21	51063.66	1.12	0.90	0.90
ALF	V SEC	49	F	14764.17	20490.91	-8.68	20627.70	14627.38	464.27	35255.08	1.41	0.72	0.72
ALF	V SEC	65	F	17345.33	17708.71	-28.15	17854.51	17199.53	467.31	35054.04	1.04	0.98	0.98
ALF	V SEC	69	F	18474.83	22960.05	-16.73	23405.66	18029.23	504.58	41434.89	1.30	0.80	0.80
ALF	V SEC	70	F	13907.77	13024.00	61.96	14257.68	12674.09	409.54	26931.77	1.12	1.07	1.07
ALF	V SEC	72	F										
ALF	V SEC	76	F	22447.79	34182.51	-6.51	34337.18	22293.13	588.00	56630.31	1.54	0.66	0.66
ALF	V SEC	79	F										
ALF	V SEC	85	F										
ALF	V SEC	110	F	22382.52	24449.77	-29.59	25433.97	21398.32	536.97	46832.29	1.19	0.92	0.92
ALF	V SEC	111	F										
ALF	V SEC	113	F	18158.29	17769.32	-73.93	18193.48	17734.12	467.74	35927.60	1.03	1.02	1.02
ALF	V SEC	118	F	27814.20	31649.24	-8.88	31745.31	27718.13	605.98	59463.44	1.15	0.88	0.88
ALF	V SEC	120	F										
ALF	V SEC	124	F	17343.75	16908.43	-48.60	18860.86	15391.32	459.59	34252.18	1.23	1.03	1.03
ALF	V SEC	127	F	29108.03	26618.15	-66.75	29671.88	26054.30	577.88	55726.18	1.14	1.09	1.09
ALF	V SEC?	128	F										
ALF	O-A	39	M										
ALF	O-A	41	M	28087.17	26574.68	60.99	28870.42	25713.03	600.14	54583.45	1.12	1.06	1.06
ALF	O-A	66	M	23360.69	21987.14	58.63	24173.08	21174.74	528.71	45347.82	1.14	1.06	1.06
ALF	O-A	67	M	32304.43	29313.05	83.16	32348.13	29269.35	617.19	61617.48	1.11	1.10	1.10
ALF	O-A	78	M										
ALF	O-A	83	M	37443.63	40746.47	-4.13	40763.75	37426.36	696.06	78190.11	1.09	0.92	0.92
ALF	O-A	91	M	25656.79	24448.01	74.52	25757.21	24347.59	558.56	50104.80	1.06	1.05	1.05
ALF	O-A	97	M	37111.17	36694.21	-50.53	37989.94	35815.44	674.81	73805.38	1.06	1.01	1.01
ALF	O-A	102	M	39774.17	43070.78	34.69	46103.20	36741.75	706.95	82844.95	1.25	0.92	0.92
ALF	O-A	105	M	33403.04	30164.99	-56.93	35786.28	27781.74	624.35	63568.02	1.29	1.11	1.11
ALF	O-A	93	F	20721.41	21511.43	36.60	22482.65	19750.18	506.52	42232.83	1.14	0.96	0.96
ALF	O-A	122	F	20906.55	20057.62	-54.96	21728.44	19235.73	504.06	40964.17	1.13	1.04	1.04
BAR	O-A	5	M	24140.75	27347.25	-20.24	27890.96	23528.64	584.77	51432.75	1.19	0.88	0.88

NECROPOLIS	PERIOD	Burial	SEX	IX FEM	IY FEM	THET FEM	IMAX FEM	IMIN FEM	TA FEM	J FEM	IXN FEM	IXY FEM	IXY FEMa
BAR	O-A	13	M	34696.46	36863.33	34.51	38837.31	32621.55	684.91	71479.54	1.19	0.94	0.94
BAR	O-A	14	M	42716.60	41237.75	84.18	42899.00	40900.38	741.65	83861.03	1.05	1.04	1.04
BAR	O-A	16	M	31925.35	25767.77	65.71	33625.89	24024.01	611.92	57639.86	1.40	1.24	1.24
BAR	O-A	21	M	22040.41	23802.92	32.71	25054.08	20733.10	548.96	45795.84	1.21	0.93	0.93
BAR	O-A	23	M										
BAR	O-A	29	M	30186.83	27876.80	83.17	30321.66	27653.98	621.88	58004.73	1.10	1.08	1.08
BAR	O-A	30	M										
BAR	O-A	31	M				31015.92	23980.73	597.33	54998.20	1.29		0.84
BAR	O-A	32	M	14325.92	20060.14	3.98	20111.30	14246.45	475.05	34351.62	1.41	0.71	0.71
BAR	O-A	38	M	31211.09	30376.34	82.99	31330.21	30150.37	639.99	61522.52	1.04	1.03	1.03
BAR	O-A	39	M	21426.16	22261.85	39.67	24064.65	19573.02	538.15	43643.77	1.23	0.96	0.96
BAR	O-A	40	M	34880.66	34177.25	48.71	37570.90	31393.89	678.70	68983.32	1.20	1.02	1.02
BAR	O-A	42	M	25288.13	25334.35	-44.96	27851.59	22710.67	579.07	50570.45	1.23	1.00	1.00
BAR	O-A	47	M	32980.46	28151.47	-80.05	33250.41	27806.36	631.01	61072.32	1.20	1.17	1.17
BAR	O-A	49	M				29313.30	23410.97	581.06	52730.11	1.25		1.16
BAR	O-A	52	M	34798.31	30234.03	57.46	38101.23	26879.80	652.17	64967.37	1.42	1.15	1.15
BAR	O-A	54	M	30802.39	33018.06	33.05	34676.33	29056.85	645.93	63750.17	1.19	0.93	0.93
BAR	O-A	64	M	20847.49	19042.55	70.86	21156.43	18682.99	513.84	39852.77	1.13	1.09	1.09
BAR	O-A	68	M?				23986.59	18679.70	526.90	42667.64	1.28		1.27
BAR	O-A	70	M	36455.92	28426.18	-69.37	37927.63	26907.59	651.91	64822.55	1.41	1.28	1.28
BAR	O-A	74	M				41893.78	31206.94	692.31	73096.11	1.34		1.16
BAR	O-A	81	M	38481.25	35482.22	58.58	40452.44	33414.62	696.49	73884.98	1.21	1.08	1.08
BAR	O-A	87	M	35809.04	34442.60	-79.27	35991.22	34137.90	682.32	70176.18	1.05	1.04	1.04
BAR	O-A	90	M	28026.55	22164.91	72.78	28745.51	21405.30	571.95	50147.26	1.34	1.26	1.26
BAR	O-A	97	M?	30860.20	28930.02	-88.42	30965.46	28729.79	626.63	59728.72	1.08	1.07	1.07
BAR	O-A	113	M	32891.24	36217.78	28.46	37657.07	31356.28	674.63	69031.18	1.20	0.91	0.91
BAR	O-A	114	M	44797.02	40247.07	65.01	46262.57	38665.01	750.25	84952.85	1.20	1.11	1.11
BAR	O-A	115	M	29941.55	28437.44	56.59	31239.87	27058.53	622.66	58318.80	1.15	1.05	1.05
BAR	O-A	121	M	26393.36	23196.96	69.14	27026.93	22505.43	569.83	49543.03	1.20	1.14	1.14
BAR	O-A	128	M	41848.63	29144.28	85.71	42082.54	28871.67	680.27	70933.83	1.46	1.44	1.44
BAR	O-A	84(bis)	M										
BAR	O-A	20	F	15051.56	20669.72	-4.20	20725.14	14965.03	480.46	35685.14	1.38	0.73	0.73
BAR	O-A	22	F				17598.03	14950.14	465.43	32554.92	1.18		0.86
BAR	O-A	25	F	19636.98	21344.35	-14.01	21482.74	19440.45	515.59	40939.74	1.11	0.92	0.92
BAR	O-A	33	F				15289.62	11022.11	415.82	26308.07	1.39		0.73
BAR	O-A	34	F	16306.19	18414.21	-19.37	18727.96	15950.33	477.11	34686.00	1.17	0.89	0.89
BAR	O-A	36	F	21707.45	22011.66	-42.55	23497.98	20165.15	539.12	43675.22	1.17	0.99	0.99
BAR	O-A	43	F	14557.95	15208.27	-37.53	16127.39	13605.64	442.74	29738.34	1.19	0.96	0.96
BAR	O-A	55	F				28720.87	22594.12	578.94	51318.53	1.27		1.04
BAR	O-A	59	F	15669.67	18467.12	-9.16	18560.63	15536.05	475.94	34102.81	1.19	0.85	0.85
BAR	O-A	61	F	11840.54	14535.84	-16.03	14787.55	11563.59	414.18	26351.41	1.28	0.81	0.81
BAR	O-A	62	F	21019.32	19701.01	60.23	21735.34	18933.85	519.63	40681.54	1.15	1.07	1.07
BAR	O-A	65	F	23795.16	21964.21	-68.04	24228.81	21469.38	547.94	45715.10	1.13	1.08	1.08
BAR	O-A	67	F	18154.04	17003.85	-69.30	18396.05	16715.97	484.00	35125.43	1.10	1.07	1.07
BAR	O-A	69	F				10565.90	8171.24	352.19	18736.61	1.29		1.28
BAR	O-A	94	F				16752.04	11641.14	429.72	28387.32	1.44		0.70
BAR	O-A	96	F				19594.40	18503.29	498.97	38116.75	1.06		0.96
BAR	O-A	98	F	15655.38	19006.66	-2.30	19032.74	15589.97	478.54	34627.27	1.22	0.82	0.82
BAR	O-A	100	F?				16311.21	14874.62	453.33	31197.21	1.10		1.00
BAR	O-A	110	F?				25171.62	19817.64	544.83	44992.03	1.27		0.79
BAR	O-A	112	F	18121.16	17397.77	-54.45	18950.84	16524.76	483.72	35485.62	1.15	1.04	1.04
BAR	O-A	119	F				22173.78	19089.18	518.38	41274.35	1.16		1.12
BAR	O-A	125	F	11377.17	12730.60	-14.48	12833.00	11247.30	399.25	24085.74	1.14	0.89	0.89
BAR	O-A	132	F	21897.45	17282.91	-87.36	21968.89	17177.46	506.02	39147.75	1.28	1.27	1.27
BAZ	V SEC	387	M				24674.30	18936.57	533.72	43610.77	1.30		1.19
BAZ	V SEC	404	M	36329.53	33482.62	52.40	40709.20	29042.41	673.62	69738.87	1.40	1.09	1.09
BAZ	V SEC	471	M				43870.99	40585.64	747.20	84510.17	1.08		1.06
BAZ	V SEC	491	M										
BAZ	V SEC	506	M										
BAZ	V SEC	533	M				22911.45	21352.32	539.92	44285.97	1.07		0.97
BAZ	V SEC?	649	M										
BAZ	V SEC?	776	M	21166.82	18828.77	-65.26	21865.37	18086.59	509.86	39958.81	1.21	1.12	1.12
BAZ	V SEC?	794	M										
BAZ	V SEC?	808	M				36214.59	32989.58	676.66	69241.35	1.10		0.94
BAZ	V SEC?	824	M	45617.38	37234.51	-65.40	48049.04	34732.25	733.76	82768.98	1.38	1.23	1.23
BAZ	V SEC?	839	M?	25798.73	22653.16	66.79	26597.11	21800.53	563.55	48405.91	1.22	1.14	1.14
BAZ	V SEC?	850	M										
BAZ	V SEC	863	M				38692.52	31608.09	676.32	70314.90	1.22		1.14
BAZ	V SEC	907	M	38094.01	33865.67	-63.74	39619.31	32251.97	685.07	71885.30	1.23	1.12	1.12

NECROPOLIS	PERIOD	Burial	SEX	IX FEM	IV FEM	THET FEM	IMAX FEM	IMIN FEM	TA FEM	J FEM	IXN FEM	IXY FEM	IXY FEMa
BAZ	V SEC?	928	M	26974.56	29708.76	-35.91	32737.42	23891.20	610.06	56621.80	1.37	0.91	0.91
BAZ	V SEC	939	M										
BAZ	V SEC	952	M				27576.03	25084.09	589.15	52685.03	1.10		1.03
BAZ	V SEC	956	M										
BAZ	V SEC	978	M										
BAZ	V SEC	983	M				33261.02	26437.84	631.67	59705.34	1.26		0.99
BAZ	V SEC	990	M	29210.68	31068.87	-6.58	31148.76	29030.57	629.35	60214.03	1.07	0.94	0.94
BAZ	V SEC	995	M	31508.68	32740.33	-15.74	32903.46	31233.74	654.39	64178.90	1.05	0.96	0.96
BAZ	V SEC	1023	M	30173.16	29756.06	-54.97	30724.05	29104.54	628.20	59866.01	1.06	1.01	1.01
BAZ	V SEC?	1028	M?	26411.42	30535.89	-18.25	31089.32	25782.79	613.49	56884.73	1.21	0.86	0.86
BAZ	V SEC	1036	M				19037.67	16867.84	489.82	35917.14	1.13		1.12
BAZ	V SEC	1040	M	23823.11	21526.47	-58.69	25266.20	20036.50	548.93	45306.33	1.26	1.11	1.11
BAZ	V SEC	1042	M	31489.14	36766.99	8.93	36973.95	31184.33	674.22	68178.41	1.19	0.86	0.86
BAZ	V SEC	1123	M	32248.67	29281.31	-87.08	32367.29	29071.42	639.66	61467.46	1.11	1.10	1.10
BAZ	V SEC	1134	M										
BAZ	V SEC	1137	M	28798.97	26080.04	-78.52	29011.87	25790.00	600.70	54824.57	1.12	1.10	1.10
BAZ	V SEC	1150	M	29025.43	25717.59	-84.10	29156.48	25512.85	601.51	54689.47	1.14	1.13	1.13
BAZ	V SEC?	1156	M	32483.90	45550.24	-1.58	45666.04	32292.37	718.91	77942.04	1.41	0.71	0.71
BAZ	V SEC	1174	M	38140.45	34936.68	-60.72	39783.15	33197.02	699.26	73000.03	1.20	1.09	1.09
BAZ	V SEC	1176	M	24747.99	26170.88	-8.47	26242.68	24594.67	583.59	50865.39	1.07	0.95	0.95
BAZ	V SEC	1180	M										
BAZ	V SEC	1214	M	25411.80	27372.44	-21.08	27752.56	24952.37	594.36	52728.08	1.11	0.93	0.93
BAZ	V SEC	1218	M				25140.96	17488.47	524.82	42619.82	1.44		1.38
BAZ	V SEC	1226	M				36531.80	29244.40	654.23	65785.22	1.25		1.17
BAZ	V SEC	1236	M	35026.11	36409.25	18.35	36646.87	34661.50	691.43	71355.87	1.06	0.96	0.96
BAZ	V SEC?_DIST	1245	M	25106.90	29717.79	-22.82	30755.56	24006.17	601.50	54764.64	1.28	0.84	0.84
BAZ	V SEC?	1332	M	31969.27	26484.05	83.94	32141.78	26245.69	615.26	58398.07	1.22	1.21	1.21
BAZ	V SEC?	1333	M				26102.19	21908.17	560.74	48021.52	1.19		1.15
BAZ	V SEC?	1334	M				18422.87	13416.08	459.76	31835.05	1.37		1.15
BAZ	V SEC?	1337	M										
BAZ	V SEC?	1347	M										
BAZ	V SEC?	1360	M	32735.23	24670.09	81.15	33050.62	24310.73	596.98	57355.60	1.36	1.33	1.33
BAZ	V SEC?	1379	M				28893.58	24378.42	596.65	53285.91	1.19		1.17
BAZ	V SEC?	1418	M	35723.78	39189.10	33.32	41872.53	32947.57	703.28	74827.36	1.27	0.91	0.91
BAZ	V SEC?	1471	M	21448.69	23880.30	32.25	25504.79	19775.85	549.83	45281.74	1.29	0.90	0.90
BAZ	V SEC?	1484	M	25641.01	13769.32	-84.53	25829.90	13591.67	484.44	39393.21	1.90	1.86	1.86
BAZ	V SEC?	1496	M				37548.19	34939.26	668.33	72487.45	1.07		0.99
BAZ	V SEC?	1586	M	43546.55	36773.88	-59.95	47170.30	33086.94	724.68	80238.49	1.43	1.18	1.18
BAZ	V SEC?	1306A	M	21233.14	21813.96	31.38	22167.76	20813.90	533.57	43003.79	1.07	0.97	0.97
BAZ	V SEC?	1306B	M				33798.33	29040.22	637.81	62859.83	1.16		1.02
BAZ	V SEC	384A	M				33019.36	23723.31	607.02	56733.59	1.39		1.13
BAZ	V SEC	884	IND										
BAZ	V SEC	1201	IND										
BAZ	V SEC?	768	F										
BAZ	V SEC	810	F	15670.62	15076.55	-71.12	15787.97	14917.50	448.32	30719.18	1.06	1.04	1.04
BAZ	V SEC	817	F	18274.69	18671.68	2.63	18692.34	18196.97	494.91	36910.43	1.03	0.98	0.98
BAZ	V SEC?	837	F				16936.80	16231.62	464.95	33185.07	1.04		1.02
BAZ	V SEC	855	F				17081.24	14844.41	460.51	31933.84	1.15		1.11
BAZ	V SEC?	887	F										
BAZ	V SEC	892	F				31929.46	23447.49	598.39	55371.15	1.36		1.35
BAZ	V SEC?	922	F	14380.59	12249.50	77.49	14522.72	12082.14	415.24	26608.44	1.20	1.17	1.17
BAZ	V SEC	969	F?										
BAZ	V SEC	997	F?										
BAZ	V SEC	1191	F										
BAZ	V SEC	1228	F										
BAZ	V SEC?	1469	F	17800.88	15092.53	75.41	18043.92	14817.18	465.89	32865.43	1.22	1.18	1.18
BAZ	V SEC?	1530	F										
BAZ	V SEC?	1590	F?										
BAZ	IMP	742	M										
BAZ	IMP	734	F				18309.09	14023.16	459.44	32331.59	1.31		0.77
BAZ	O-A	406	M				26180.18	20648.34	551.67	46831.75	1.27		1.25
BAZ	O-A	407	M				29246.56	24956.87	600.29	54219.44	1.17		1.01
BAZ	O-A	408	M				34633.08	25427.59	630.75	60054.37	1.36		0.81
BAZ	O-A	411	M										
BAZ	O-A	417	M	33327.89	27609.53	-70.98	34224.48	26651.61	634.23	60879.34	1.28	1.21	1.21
BAZ	O-A	423	M				30076.41	22621.54	589.75	52695.59	1.33		0.84
BAZ	O-A	426	M										
BAZ	O-A	428	M										
BAZ	O-A	440	M										

NECROPOLIS	PERIOD	Burial	SEX	IX FEM	IV FEM	THET FEM	IMAX FEM	IMIN FEM	TA FEM	J FEM	IXN FEM	IXY FEM	IXY FEMa
BAZ	O-A	441	M				28872.95	27967.61	618.36	56879.25	1.03		0.99
BAZ	O-A	444	M	32813.25	38203.50	-16.24	38779.10	32138.67	689.39	70935.33	1.21	0.86	0.86
BAZ	O-A	536	M										
BAZ	O-A	541	M	32110.81	35584.61	7.49	35715.24	31872.51	673.11	67619.34	1.12	0.90	0.90
BAZ	O-A	560	M				27223.20	24428.08	583.11	51673.46	1.11		1.01
BAZ	O-A	565	M	29871.88	39217.56	13.20	39843.07	29174.26	671.36	69009.63	1.37	0.76	0.76
BAZ	O-A	579	M	31880.99	43327.24	-19.53	45069.81	30077.53	701.24	75119.97	1.50	0.74	0.74
BAZ	O-A	589	M?										
BAZ	O-A	632	M										
BAZ	O-A	633	M										
BAZ	O-A	636	M				29120.03	26780.30	609.63	55929.32	1.09		0.93
BAZ	O-A	659	M	19471.95	16606.46	80.02	19615.71	16424.45	489.82	36046.93	1.19	1.17	1.17
BAZ	O-A	661	M										
BAZ	O-A	670	M				41504.64	33062.36	702.81	74576.97	1.26		1.24
BAZ	O-A	673	M				41733.07	33752.97	702.77	75499.68	1.24		1.21
BAZ	O-A	682	M				35396.27	32614.34	673.61	68049.36	1.09		1.07
BAZ	O-A	691	M				29815.30	27489.47	614.45	57335.25	1.08		1.06
BAZ	O-A	692	M				23404.13	20523.10	541.66	43941.93	1.14		0.89
BAZ	O-A	698	M				41711.18	36441.45	717.84	78186.05	1.14		0.90
BAZ	O-A	699	M										
BAZ	O-A	735	M				13723.87	11228.50	405.39	24954.70	1.22		1.00
BAZ	O-A	736	M	33601.98	38127.53	-24.88	39435.03	32197.96	688.60	71647.59	1.22	0.88	0.88
BAZ	O-A	740	M				32678.34	24694.35	613.98	57370.97	1.32		0.81
BAZ	O-A	747	M				34436.93	27410.12	636.22	61854.18	1.26		1.05
BAZ	O-A	772	M										
BAZ	O-A	793	M	30498.14	30518.49	45.10	34675.97	26276.94	631.89	60951.64	1.32	1.00	1.00
BAZ	O-A	840	M				27374.89	20799.93	561.67	48173.75	1.32		1.23
BAZ	O-A	842	M	25641.05	24593.69	-56.82	26533.90	23630.12	575.73	50184.19	1.12	1.04	1.04
BAZ	O-A	866	M										
BAZ	O-A	868	M				32842.76	19842.21	579.37	52656.09	1.66		1.64
BAZ	O-A	870	M				35237.62	24664.95	619.29	59888.97	1.43		1.41
BAZ	O-A	890	M				47170.75	39118.73	757.44	86313.16	1.21		0.85
BAZ	O-A	897	M?				25732.54	20590.76	547.37	46328.15	1.25		1.22
BAZ	O-A	899	M										
BAZ	O-A	912	M				40932.08	33948.72	698.72	74900.03	1.21		1.07
BAZ	O-A	924	M										
BAZ	O-A	945	M				41856.78	34133.66	708.94	76006.14	1.23		1.05
BAZ	O-A	976	M				22056.68	17670.29	514.42	39730.70	1.25		0.82
BAZ	O-A	1014	M										
BAZ	O-A	1016	M				25568.41	21736.40	563.10	47317.31	1.18		1.15
BAZ	O-A	1031	M				31785.51	26843.55	626.61	58645.34	1.18		1.12
BAZ	O-A	1038	M	18376.59	28227.60	-2.37	28290.96	18282.26	551.42	46555.09	1.55	0.65	0.65
BAZ	O-A	1112	M	28995.66	32479.74	7.84	32606.40	28775.51	641.00	61407.35	1.13	0.89	0.89
BAZ	O-A	1119	M										
BAZ	O-A	1145	M										
BAZ	O-A	1204	M				33332.92	28998.69	642.94	62354.95	1.15		0.89
BAZ	O-A	1205	M										
BAZ	O-A	1206	M	30788.39	29836.09	82.70	30908.52	29612.22	637.05	60560.91	1.04	1.03	1.03
BAZ	O-A	1223	M?										
BAZ	O-A	1242	M				39070.90	32970.29	689.88	72063.16	1.19		1.16
BAZ	O-A	1251	M	16035.52	13985.46	82.91	16105.08	13883.50	444.40	29995.40	1.16	1.15	1.15
BAZ	O-A	1273	M?										
BAZ	O-A?	1325	M	23275.89	25170.84	-35.93	27269.19	21125.52	562.88	48395.97	1.29	0.92	0.92
BAZ	O-A	1339	M	22967.83	23273.12	-42.73	24880.22	21300.91	554.53	46194.04	1.17	0.99	0.99
BAZ	O-A	1359	M	32824.26	21802.28	78.15	33448.89	21162.30	592.00	54586.29	1.58	1.51	1.51
BAZ	O-A	1376	M				21385.36	18771.81	517.70	40170.07	1.14		1.09
BAZ	O-A?	1382	M	32296.99	28726.41	67.86	33128.87	27817.17	637.80	60962.27	1.19	1.12	1.12
BAZ	O-A	1423	M										
BAZ	O-A	1426	M	39290.12	33720.05	-59.21	42549.09	30400.21	686.79	72936.20	1.40	1.17	1.17
BAZ	O-A	1512	M				39808.13	26208.74	656.81	65991.37	1.52		0.66
BAZ	O-A	1515	M	41354.51	28187.58	78.20	42118.66	27396.65	667.15	69485.97	1.54	1.47	1.47
BAZ	O-A	1520	M										
BAZ	O-A	1521	M										
BAZ	O-A	1522	M										
BAZ	O-A	1529	M				34892.09	27865.51	640.97	62765.51	1.25		1.13
BAZ	O-A	1531	M				36110.80	27656.16	647.88	63767.60	1.31		1.04
BAZ	O-A	1534	M	32281.40	37620.15	28.63	39947.60	29877.72	675.11	69821.64	1.34	0.86	0.86
BAZ	O-A	1544	M	30026.83	32385.60	27.62	33319.20	29001.23	644.14	62343.86	1.15	0.93	0.93
BAZ	O-A	1547	M										

NECROPOLIS	PERIOD	Burial	SEX	IX FEM	IY FEM	THET FEM	IMAX FEM	IMIN FEM	TA FEM	J FEM	IXN FEM	IXY FEM	IXY FEMa
BAZ	O-A	1549	M				27180.35	23257.37	576.77	50452.44	1.17		0.92
BAZ	O-A	1557	M				39650.72	32769.02	694.23	72437.25	1.21		0.84
BAZ	O-A	1558	M				23921.68	17505.90	522.89	41422.89	1.37		1.28
BAZ	O-A	1572	M	34618.04	31042.21	-60.84	36387.02	29196.78	658.33	65593.21	1.25	1.12	1.12
BAZ	O-A	1574	M				24799.84	22236.90	552.25	47055.94	1.12		1.10
BAZ	O-A	1584	M	26214.48	22009.49	-67.65	27161.27	21017.34	563.17	48179.71	1.29	1.19	1.19
BAZ	O-A	1585	M	23478.55	23756.32	-20.95	23831.34	23324.37	557.00	47186.75	1.02	0.99	0.99
BAZ	O-A	1597	M	20526.60	19815.76	47.89	23900.57	16412.90	514.06	40303.40	1.46	1.04	1.04
BAZ	O-A_DIST	625BIS	M										
BAZ	O-A_DIST	626A	M?										
BAZ	O-A	630B	M	30653.43	35356.89	19.94	36133.77	29787.35	661.09	65935.81	1.21	0.87	0.87
BAZ	O-A	672B	M?				29039.29	22674.94	584.22	51716.82	1.28		1.21
BAZ	O-A	386	F										
BAZ	O-A	398	F										
BAZ	O-A	455	F										
BAZ	O-A	475	F										
BAZ	O-A	502	F				19561.69	14662.66	475.27	34222.17	1.33		0.77
BAZ	O-A	534	F	21362.33	20821.53	75.51	21462.60	20655.62	529.34	42142.57	1.04	1.03	1.03
BAZ	O-A	554	F				26940.20	20868.33	553.47	47809.74	1.29		0.91
BAZ	O-A	575	F?										
BAZ	O-A	580	F	16672.15	16944.87	-42.79	18449.13	15131.49	469.27	33585.02	1.22	0.98	0.98
BAZ	O-A	600	F				21522.49	17849.40	505.13	39378.82	1.21		1.20
BAZ	O-A	664	F										
BAZ	O-A	666	F										
BAZ	O-A	689	F				24369.03	20747.74	539.74	45128.56	1.17		1.16
BAZ	O-A	846	F	20067.82	14596.09	89.31	20122.14	14520.99	474.34	34638.23	1.39	1.37	1.37
BAZ	O-A	873	F	16508.64	29091.33	3.44	29186.04	16397.99	538.68	45554.19	1.78	0.57	0.57
BAZ	O-A	877	F				28114.15	21996.09	570.05	50112.90	1.28		1.20
BAZ	O-A	913	F				15487.41	13229.93	435.95	28723.10	1.17		1.16
BAZ	O-A	985	F	23352.66	26526.38	-5.53	26597.54	23211.13	574.42	49825.81	1.15	0.88	0.88
BAZ	O-A	1006	F										
BAZ	O-A	1114	F				22361.63	19590.82	523.58	41966.05	1.14		1.13
BAZ	O-A	1182	F				23744.12	19987.70	538.07	43741.76	1.19		0.87
BAZ	O-A	1233	F										
BAZ	O-A	1276	F				24759.41	20450.51	548.65	45218.18	1.21		0.88
BAZ	O-A	1346	F										
BAZ	O-A	1358	F										
BAZ	O-A	1387	F										
BAZ	O-A	1518	F?										
BAZ	O-A	1537	F										
BAZ	O-A	1543	F				25890.95	21327.60	559.99	47227.10	1.21		0.83
BAZ	O-A	1562	F				26673.65	22116.32	567.02	48799.83	1.21		0.99
BAZ	O-A	1589	F?										
BAZ	O-A	1602	F?										
BAZ	O-A	671B	F	13871.80	15035.81	25.71	15393.39	13479.58	436.94	28880.37	1.14	0.92	0.92
BAZ	ELL	388	M				25809.63	17938.94	534.20	43738.57	1.44		0.73
BAZ	ELL	467	M										
BAZ	ELL	473	M	33580.05	35808.20	-37.74	39136.64	30171.87	673.13	69310.78	1.30	0.94	0.94
BAZ	ELL	495	M										
BAZ	ELL	497	M										
BAZ	ELL	501	M	37360.70	27667.99	67.83	39443.54	25555.87	629.04	64971.86	1.54	1.35	1.35
BAZ	ELL	515	M	22634.87	24260.00	-21.71	24595.39	22230.70	553.15	46846.20	1.11	0.93	0.93
BAZ	ELL	520	M	35607.34	37351.25	39.08	40707.73	32161.28	696.03	72876.83	1.27	0.95	0.95
BAZ	ELL	543	M	23832.00	18630.54	89.94	23902.18	18523.87	524.63	42426.88	1.29	1.28	1.28
BAZ	ELL	555	M				30114.21	19324.39	562.30	49418.24	1.56		1.44
BAZ	ELL	561	M	22522.91	26907.55	15.27	27301.07	22069.50	574.68	49377.31	1.24	0.84	0.84
BAZ	ELL	566	M										
BAZ	ELL	574	M	21746.13	20977.80	-69.84	21932.12	20727.40	533.03	42682.19	1.06	1.04	1.04
BAZ	ELL	578	M										
BAZ	ELL_DIST	614	M										
BAZ	ELL	625	M	19907.91	27161.22	5.92	27283.15	19742.10	556.95	47018.68	1.38	0.73	0.73
BAZ	ELL	651	M				21959.69	20646.50	534.08	42628.21	1.06		0.95
BAZ	ELL	658	M										
BAZ	ELL	669	M										
BAZ	ELL_DIST	679	M										
BAZ	ELL	684	M										
BAZ	ELL	686	M	37277.96	23131.35	83.62	37594.65	22807.59	604.17	60368.15	1.65	1.61	1.61
BAZ	ELL	688	M				25457.68	20397.72	548.17	45860.30	1.25		1.23
BAZ	ELL	782	M	21356.77	25232.38	13.64	25511.21	21020.14	555.77	46539.72	1.21	0.85	0.85

NECROPOLIS	PERIOD	Burial	SEX	IX FEM	IY FEM	THET FEM	IMAX FEM	IMIN FEM	TA FEM	J FEM	IXN FEM	IXY FEM	IXY FEMa
BAZ	ELL	788	M	34959.53	28254.58	-79.04	35348.29	27801.04	641.61	63154.60	1.27	1.24	1.24
BAZ	ELL	803	M	26970.23	30930.27	32.88	33804.26	24043.26	611.19	57836.78	1.41	0.87	0.87
BAZ	ELL	804	M	32931.75	31281.05	54.95	34702.26	29423.75	643.54	64145.39	1.18	1.05	1.05
BAZ	ELL	816	M	28956.24	40782.09	-2.90	40900.78	28772.32	680.50	69657.76	1.42	0.71	0.71
BAZ	ELL	858	M?										
BAZ	ELL	900	M				31232.39	26870.53	620.00	58122.08	1.16		1.00
BAZ	ELL	901	M										
BAZ	ELL?	909	M	31757.80	23177.93	80.54	32113.09	22787.49	593.87	54890.16	1.41	1.37	1.37
BAZ	ELL	954	M				26493.78	20256.23	555.33	46749.62	1.31		0.79
BAZ	ELL	960	M	24338.59	21436.41	60.82	25745.71	19985.01	541.28	45731.99	1.29	1.14	1.14
BAZ	ELL?	964	M	22831.15	27050.96	-20.00	27734.80	22088.73	572.05	49828.45	1.26	0.84	0.84
BAZ	ELL	967	M				37342.41	28897.46	656.50	66242.58	1.29		1.27
BAZ	ELL	968	M?										
BAZ	ELL	979	M				26449.70	20734.17	558.80	47186.43	1.28		1.04
BAZ	ELL	1012	M	31707.98	45393.17	5.65	45633.44	31398.97	711.03	77010.49	1.45	0.70	0.70
BAZ	ELL	1136	M	47997.71	44589.80	-76.02	48424.57	44005.37	783.34	92484.75	1.10	1.08	1.08
BAZ	ELL	1138	M				72733.37	51748.78	908.80	124456.69	1.41		1.33
BAZ	ELL	1140	M										
BAZ	ELL	1152	M	37529.85	40646.26	-22.24	41349.63	36699.55	719.57	78086.52	1.13	0.92	0.92
BAZ	ELL	1157	M										
BAZ	ELL	1169	M?										
BAZ	ELL?	1172	M										
BAZ	ELL	1192	M	28614.79	35718.56	8.29	35942.78	28311.72	653.59	64260.23	1.27	0.80	0.80
BAZ	ELL	1210	M	31368.85	34340.72	31.49	36166.55	29457.55	656.59	65636.36	1.23	0.91	0.91
BAZ	ELL	1211	M	48291.12	52403.68	12.13	52731.87	47781.78	808.50	100574.08	1.10	0.92	0.92
BAZ	ELL	1243	M										
BAZ	ELL	1265	M	25237.82	21955.23	79.43	25434.62	21701.28	556.56	47148.80	1.17	1.15	1.15
BAZ	ELL	1367	M	27313.18	37000.65	6.27	37193.74	27055.10	650.45	64240.53	1.37	0.74	0.74
BAZ	ELL	1378	M?				44159.08	35780.01	722.95	79954.45	1.23		1.13
BAZ	ELL	1385	M?										
BAZ	ELL	1388	M	39823.26	45548.23	32.32	49442.22	35840.49	736.67	85270.71	1.38	0.87	0.87
BAZ	ELL?	1393	M	19888.52	24467.80	-0.17	24503.23	19800.71	543.18	44309.48	1.24	0.81	0.81
BAZ	ELL	1400	M										
BAZ	ELL	1407	M				54125.23	42087.24	798.31	96219.95	1.29		1.21
BAZ	ELL	1415	M	26388.44	26949.88	-37.63	27756.94	25498.71	591.99	53282.49	1.09	0.98	0.98
BAZ	ELL	1419	M	27070.12	24798.14	60.84	28204.12	23600.77	589.61	51817.03	1.20	1.09	1.09
BAZ	ELL	1422	M	22027.38	28844.24	-13.49	29307.84	21513.74	580.74	50816.20	1.36	0.76	0.76
BAZ	ELL	1433	M	18179.61	22274.93	-23.52	23257.04	17159.42	516.99	40412.61	1.36	0.82	0.82
BAZ	ELL	1436	M				24286.78	15967.80	503.60	40240.98	1.52		1.49
BAZ	ELL	1437	M				32769.52	25747.07	616.76	58520.99	1.27		0.93
BAZ	ELL	1440	M				28562.96	24443.04	591.23	53021.90	1.17		1.11
BAZ	ELL	1441	M	28408.39	24408.95	-69.37	29169.42	23590.06	591.10	52767.10	1.24	1.16	1.16
BAZ	ELL	1453	M	31300.97	32032.48	-39.77	33634.31	29604.53	641.00	63264.91	1.14	0.98	0.98
BAZ	ELL	1461	M										
BAZ	ELL	1463	M				22333.10	18405.91	518.14	40745.73	1.21		1.15
BAZ	ELL	1466	M	32961.97	32139.17	-56.79	33734.73	31259.53	654.96	65031.76	1.08	1.03	1.03
BAZ	ELL	1470	M	21029.03	19961.15	89.54	21086.76	19843.21	522.79	40950.80	1.06	1.05	1.05
BAZ	ELL	1473	M	28486.83	29904.69	-2.22	29958.48	28334.46	622.90	58328.72	1.06	0.95	0.95
BAZ	ELL	1477	M	27596.23	22223.91	80.12	27853.85	21918.41	570.06	49775.62	1.27	1.24	1.24
BAZ	ELL	1478	M	28096.38	34415.57	8.79	34635.97	27796.74	642.50	62441.42	1.25	0.82	0.82
BAZ	ELL	1482	M	33860.07	29056.37	-78.57	34186.71	28651.15	638.98	62854.52	1.19	1.17	1.17
BAZ	ELL	1495	M	35947.10	30895.38	-66.19	37315.90	29453.42	664.08	66775.85	1.27	1.16	1.16
BAZ	ELL	1500	M	46749.20	39574.14	-81.52	47103.18	39106.79	749.65	86233.94	1.20	1.18	1.18
BAZ	ELL	1506	M				45047.77	37258.70	738.94	82327.87	1.21		0.85
BAZ	ELL	1608	M				30370.91	25938.19	615.16	56326.20	1.17		0.96
BAZ	ELL	1659	M										
BAZ	ELL	1660	M	46668.36	44233.49	79.46	46946.82	43791.74	775.93	90800.26	1.07	1.06	1.06
BAZ	ELL	1140B	M										
BAZ	ELL	396a	M	41696.20	45000.99	36.67	49142.42	37452.86	756.49	86596.09	1.31	0.93	0.93
BAZ	ELL	470A	M				56925.58	31984.98	741.72	88837.27	1.78		1.61
BAZ	ELL	940	IND										
BAZ	ELL	1208	IND										
BAZ	ELL	484	F										
BAZ	ELL	496	F										
BAZ	ELL	517	F?				26794.05	19948.30	555.58	46738.96	1.34		1.21
BAZ	ELL	551	F	14676.43	12970.49	88.69	14709.05	12907.56	425.22	27623.59	1.14	1.13	1.13
BAZ	ELL	591	F	24410.21	28738.98	-1.90	28791.81	24285.75	591.08	53091.36	1.19	0.85	0.85
BAZ	ELL	597	F										
BAZ	ELL	617	F										

NECROPOLIS	PERIOD	Burial	SEX	IX FEM	IV FEM	THET FEM	IMAX FEM	IMIN FEM	TA FEM	J FEM	IXN FEM	IXY FEM	IXY FEMa
BAZ	ELL	628	F										
BAZ	ELL	641	F				22610.72	19510.68	527.57	42133.42	1.16		1.14
BAZ	ELL	650	F										
BAZ	ELL	653	F										
BAZ	ELL	678	F										
BAZ	ELL	685	F	22337.49	23075.22	-36.26	23927.92	21420.55	551.23	45366.45	1.12	0.97	0.97
BAZ	ELL_DIST	687	F										
BAZ	ELL	770	F										
BAZ	ELL	777	F										
BAZ	ELL	784	F	10211.08	14280.66	-18.36	14792.71	9683.43	398.93	24469.01	1.53	0.72	0.72
BAZ	ELL	800	F				20139.12	15297.11	481.79	35435.02	1.32		0.87
BAZ	ELL	807	F	18861.89	16344.72	75.17	19102.44	16066.39	479.77	35175.68	1.19	1.15	1.15
BAZ	ELL	820	F	16522.34	23161.39	15.17	23718.86	15935.49	509.71	39642.73	1.49	0.71	0.71
BAZ	ELL	828	F?										
BAZ	ELL	914	F										
BAZ	ELL	915	F	37022.26	36721.35	-54.15	37553.00	36056.23	700.80	73662.55	1.04	1.01	1.01
BAZ	ELL	944	F?										
BAZ	ELL	962	F										
BAZ	ELL	965	F										
BAZ	ELL	1009	F?										
BAZ	ELL	1033	F	12676.00	10946.09	-77.02	12798.63	10801.12	393.95	23603.22	1.18	1.16	1.16
BAZ	ELL	1121	F	16122.30	17557.43	-18.70	17757.74	15877.93	472.69	33646.89	1.12	0.92	0.92
BAZ	ELL	1128	F				21554.65	19053.22	519.10	40621.73	1.13		0.92
BAZ	ELL	1166	F				21601.28	14996.92	490.13	36590.09	1.44		0.70
BAZ	ELL	1167	F										
BAZ	ELL_DIST	1250	F				25664.35	21363.23	557.63	47037.36	1.20		0.90
BAZ	ELL	1261	F	8216.85	11470.59	4.33	11493.67	8179.42	359.08	19670.09	1.41	0.72	0.72
BAZ	ELL	1319	F										
BAZ	ELL	1341	F										
BAZ	ELL	1357	F				17776.45	14562.87	461.36	32343.35	1.22		0.87
BAZ	ELL	1410	F				18787.78	16184.53	480.64	34981.08	1.16		1.09
BAZ	ELL	1427	F										
BAZ	ELL	1431	F	11599.64	16507.66	0.97	16523.79	11562.09	429.31	28080.44	1.43	0.70	0.70
BAZ	ELL	1443	F				19735.96	16476.21	487.54	36218.73	1.20		0.93
BAZ	ELL	1444	F?										
BAZ	ELL	1456	F				17595.10	13245.87	449.52	30839.21	1.33		0.83
BAZ	ELL	1467	F	11471.66	9465.74	78.60	11577.63	9343.12	370.14	20921.80	1.24	1.21	1.21
BAZ	ELL	1474	F										
BAZ	ELL	1475	F				19588.65	16624.84	489.27	36221.48	1.18		1.08
BAZ	ELL	1479	F				19305.32	17066.68	490.75	36383.66	1.13		1.10
BAZ	ELL	1483	F	18592.99	16617.75	-73.38	18836.46	16333.27	481.23	35179.15	1.15	1.12	1.12
BAZ	ELL	1488	F										
BAZ	ELL	1647	F	17428.07	26905.81	-9.18	27202.31	17104.83	535.50	44287.72	1.59	0.65	0.65
BAZ	ELL	1650	F	24147.97	31328.20	-14.27	31879.80	23539.95	602.97	55414.72	1.35	0.77	0.77
BAZ	ELL	1657	F										
BAZ	ELL	1662	F	26988.48	26217.64	59.26	27519.54	25603.36	592.78	53151.64	1.07	1.03	1.03
BAZ	ELL	3966	F				18326.25	15830.91	470.14	34165.82	1.16		1.14
CAPE	O-A	257	M										
CAPE	O-A	141	F	17975.04	15865.35	-68.16	18429.30	15375.46	467.56	33804.76	1.20	1.13	1.13
CAPE	O-A?	171	F	18918.63	19941.77	14.54	20036.83	18766.20	504.04	38803.03	1.07	0.95	0.95
CAPE	IND	108	M										
CAPE	IND	199	M										
CAPE	IND	202	F										
CAPE	IND	227	F	19118.00	16576.54	75.02	19366.16	16289.89	481.50	35656.05	1.19	1.15	1.15
CAPE	IND	248	F	13497.28	11942.63	-65.14	13955.34	11460.89	406.26	25416.23	1.22	1.13	1.13
CAPE	ELL	131	M										
CAPE	ELL	143	M	22700.03	19958.06	69.73	23204.61	19405.21	522.27	42609.81	1.20	1.14	1.14
CAPE	ELL	151	M	33924.11	34334.66	41.80	35824.88	32324.98	673.09	68149.86	1.11	0.99	0.99
CAPE	ELL	168	M	28280.50	33087.58	32.05	36226.21	25088.95	628.24	61315.16	1.44	0.85	0.85
CAPE	ELL	175	M										
CAPE	ELL	180	M	30694.67	23895.61	-85.22	30845.89	23695.55	592.60	54541.43	1.30	1.28	1.28
CAPE	ELL	216	M	17484.05	17044.26	81.68	17536.99	16940.52	476.61	34477.51	1.04	1.03	1.03
CAPE	ELL	144	F				20760.34	18594.19	509.33	39354.53	1.12		1.08
CAPE	ELL	146	F	13570.54	17528.06	1.01	17546.38	13521.93	450.85	31068.31	1.30	0.77	0.77
CAPE	ELL	172	F	32680.11	28804.75	-82.18	32868.78	28532.31	636.16	61401.09	1.15	1.13	1.13
CAPE	ELL	188	F	18869.23	18218.30	-48.24	21588.07	15470.08	491.76	37058.15	1.40	1.04	1.04
CAPE	ELL	190	F				16298.68	14244.75	443.83	30543.43	1.14		1.12
CB	ROM?	3	M?										
CB	O-A	10	M										

NECROPOLIS	PERIOD	Burial	SEX	IX FEM	IV FEM	THET FEM	IMAX FEM	IMIN FEM	TA FEM	J FEM	IXN FEM	IXY FEM	IXY FEMa
CB	O-A	33	M										
CB	O-A	34	M				29349.36	27677.54	612.13	57037.19	1.06		1.05
CB	O-A	38	M	31750.78	27384.47	-65.19	33062.26	26010.61	620.10	59072.87	1.27	1.16	1.16
CB	O-A	42	M				22435.44	19344.34	521.43	41789.80	1.16		0.90
CB	O-A	44	M				46834.47	32370.78	716.32	79216.00	1.45		1.25
CB	O-A	47	M				25347.06	22231.49	561.50	47588.69	1.14		1.12
CB	O-A	71	M										
CB	O-A	75	M				39744.95	33714.48	696.45	73470.02	1.18		1.15
CB	O-A?	77	M?										
CB	O-A	82	M				30620.43	22746.91	594.66	53377.67	1.35		1.33
CB	O-A	91	M										
CB	O-A	94	M										
CB	O-A	110	M										
CB	O-A	115	M										
CB	O-A	118	M?										
CB	O-A	126	M				37812.03	23927.40	629.41	61749.97	1.58		0.87
CB	O-A	132	M				28695.43	23395.59	585.29	52101.28	1.23		1.21
CB	O-A	140	M	22341.33	25952.99	-24.95	26983.51	21256.08	565.52	48249.79	1.27	0.86	0.86
CB	O-A	143	M										
CB	O-A?	172	M	20642.27	15162.36	81.70	20818.29	14964.64	477.27	35792.87	1.39	1.36	1.36
CB	O-A	173	M										
CB	O-A	2	F				27059.84	21589.10	565.98	48659.15	1.25		0.80
CB	O-A	27	F										
CB	O-A	35	F										
CB	O-A	39	F										
CB	O-A	59	F										
CB	O-A	88	F				16316.01	13509.38	443.47	29835.08	1.21		0.84
CB	O-A	98	F										
CB	O-A	103	F										
CB	O-A	105	F										
CB	O-A	171	F										
CB	O-A	181	F										
CB	O-A	193	F				22173.92	14072.26	483.40	36246.19	1.58		0.64
CB	O-A?	57B	F?				15439.05	13480.93	438.22	28929.62	1.15		0.89
CB	IND	57A	M				30187.67	25638.04	607.25	55836.03	1.18		1.13
CB	IND	54A	F?				17800.73	14416.13	462.09	32226.65	1.23		0.83
CB	ELL	32	M										
CB	ELL	62	M				30207.28	22396.53	588.27	52614.13	1.35		0.76
CB	ELL	76	M?										
CB	ELL?	84	M										
CB	ELL	123	M?	30684.14	24384.64	65.43	32467.81	22564.52	599.84	55042.72	1.44	1.26	1.26
CB	ELL	164	M				35512.80	27318.80	643.46	62842.08	1.30		1.16
CB	ELL	54B	M				35985.32	31751.91	673.81	67747.71	1.13		0.90
CB	ELL	11	F?										
CB	ELL	12	F				15979.52	13567.55	443.40	29556.75	1.18		1.16
CB	ELL	50	F?				29208.19	19653.71	563.93	48872.19	1.49		0.99
CB	ELL	67	F?										
CB	ELL	111	F										
CB	ELL	162	F										
CINTU	ROM	17ROM	M										
CINTU	ROM?	TR56_T10	M	29629.87	25135.20	60.81	31792.41	22928.87	596.27	54713.07	1.39	1.18	1.18
CINTU	ROM?	TR56_T3	M	32049.51	26057.79	-63.41	34183.73	23882.90	612.27	58053.26	1.43	1.23	1.23
CINTU	ROM?	TR56_T1	F	21588.50	20283.93	-88.98	21649.04	20162.88	524.81	41832.25	1.07	1.06	1.06
CINTU	ROM?	TR56_T8	F	17900.01	18313.41	40.93	19508.55	16661.27	487.85	36178.33	1.17	0.98	0.98
CINTU	O-A	5	M										
CINTU	O-A	14	M	32285.23	35232.73	-24.11	36029.26	31386.72	670.31	67442.42	1.15	0.92	0.92
CINTU	O-A	17	M	38369.97	48413.82	-25.01	51315.74	35388.53	756.50	86679.54	1.45	0.79	0.79
CINTU	O-A	18	M										
CINTU	O-A	19	M				42590.48	38197.54	735.22	80830.00	1.12		1.08
CINTU	O-A	23	M										
CINTU	O-A	26	M	36164.32	28673.38	-81.91	36451.40	28322.59	646.91	64777.30	1.29	1.26	1.26
CINTU	O-A	27	M										
CINTU	O-A	34	M	52597.58	38575.58	-81.93	53109.94	37995.08	761.13	91088.57	1.40	1.36	1.36
CINTU	O-A	53	M				34501.46	29717.00	652.08	64240.91	1.16		1.02
CINTU	O-A	56	M										
CINTU	O-A	74	M										
CINTU	O-A	76	M	23069.77	30212.48	22.99	31829.15	21411.30	593.02	53223.68	1.49	0.76	0.76
CINTU	O-A	80	M	21224.98	21948.25	36.62	22831.73	20282.18	530.84	43129.67	1.13	0.97	0.97
CINTU	O-A	97	M	37410.10	35040.43	-61.92	38517.83	33824.36	687.99	72373.29	1.14	1.07	1.07

NECROPOLIS	PERIOD	Burial	SEX	IX FEM	IY FEM	THET FEM	IMAX FEM	IMIN FEM	TA FEM	J FEM	IXN FEM	IXY FEM	IXY FEMa
CINTU	O-A	105	M				24182.19	19051.54	531.60	43236.33	1.27		1.26
CINTU	O-A	106	M	23076.12	21586.66	54.29	24777.09	19837.79	542.43	44619.46	1.25	1.07	1.07
CINTU	O-A	108	M										
CINTU	O-A	115	M				29013.94	25180.32	600.74	54212.86	1.15		1.08
CINTU	O-A	119	M	56125.65	36150.39	88.35	56385.29	35864.64	764.74	92202.39	1.57	1.55	1.55
CINTU	O-A	125	M										
CINTU	O-A	131	M	40428.58	37018.89	-77.48	40762.91	36562.47	713.41	77364.90	1.11	1.09	1.09
CINTU	O-A	135	M	17857.45	14988.52	-84.38	17930.10	14883.06	459.02	32818.26	1.20	1.19	1.19
CINTU	O-A	136	M										
CINTU	O-A	137	M										
CINTU	O-A	142	M	25698.04	26446.89	12.52	26524.92	25532.35	588.26	52090.43	1.04	0.97	0.97
CINTU	O-A	143	M				25965.37	23228.45	571.75	49214.04	1.12		0.94
CINTU	O-A	156	M				36613.27	28279.24	652.25	64894.75	1.29		1.28
CINTU	O-A	160	M	24912.90	24396.79	75.21	25029.70	24198.83	572.86	49259.76	1.03	1.02	1.02
CINTU	O-A	180	M										
CINTU	O-A	184	M	29447.49	42398.90	-2.84	42525.09	29258.11	688.90	71763.06	1.45	0.69	0.69
CINTU	O-A	191	M										
CINTU	O-A	193	M										
CINTU	O-A	195	M										
CINTU	O-A	199	M?										
CINTU	O-A	203	M										
CINTU	O-A	205	M										
CINTU	O-A	210	M	23177.06	19348.59	83.78	23290.81	19189.83	528.04	42487.82	1.21	1.20	1.20
CINTU	O-A	212	M	28897.74	24307.89	-74.77	29363.67	23784.11	594.62	53155.72	1.23	1.19	1.19
CINTU	O-A	217	M										
CINTU	O-A	224	M	19761.28	18169.16	-76.67	19910.22	17970.58	501.36	37895.24	1.11	1.09	1.09
CINTU	O-A	238	M										
CINTU	O-A	242	M										
CINTU	O-A?	254	M				19456.02	16731.08	488.22	36196.22	1.16		0.91
CINTU	O-A	257	M										
CINTU	O-A?	279	M	37452.34	41665.53	31.38	44223.80	34794.56	723.36	79026.33	1.27	0.90	0.90
CINTU	O-A?	284	M?										
CINTU	O-A?	290	M	47647.78	38878.90	-60.16	52195.47	34280.29	739.33	86439.39	1.52	1.23	1.23
CINTU	O-A	293	M	29259.84	21724.68	80.52	29573.86	21375.61	571.22	50942.16	1.38	1.35	1.35
CINTU	O-A	298	M				43445.45	28743.32	670.63	72161.11	1.51		1.48
CINTU	O-A	300	M				32654.82	26959.91	624.76	59627.55	1.21		1.20
CINTU	O-A	319	M	30909.70	25925.64	62.2	32955.58	23833.98	605.65	56781.42	1.38	1.19	1.19
CINTU	O-A	321	M				33121.52	25753.21	616.19	58877.51	1.29		1.27
CINTU	O-A	325	M	28969.05	25046.66	-80.98	29166.42	24782.21	594.96	53963.88	1.18	1.16	1.16
CINTU	O-A	ANAS_2	M										
CINTU	O-A	9	F										
CINTU	O-A	46	F	18869.82	23232.00	14.34	23567.63	18488.15	525.38	42057.80	1.27	0.81	0.81
CINTU	O-A	100	F	21619.95	15224.63	85.68	21717.16	15108.81	487.26	36817.95	1.44	1.42	1.42
CINTU	O-A	110	F	12412.39	12355.54	47.08	12912.37	11825.71	405.62	24746.08	1.09	1.00	1.00
CINTU	O-A	128	F										
CINTU	O-A	130	F	21086.17	27011.38	-5.22	27103.83	20941.02	562.20	48045.76	1.29	0.78	0.78
CINTU	O-A	133	F										
CINTU	O-A	148	F										
CINTU	O-A	157	F				13671.37	13251.22	422.33	26935.30	1.03		1.00
CINTU	O-A	167	F	15056.38	18295.15	-12.27	18474.25	14841.29	468.01	33318.34	1.24	0.82	0.82
CINTU	O-A	173	F	28531.45	21714.65	77.64	28970.55	21238.34	563.63	50203.41	1.36	1.31	1.31
CINTU	O-A	177	F										
CINTU	O-A	178	F										
CINTU	O-A	192	F										
CINTU	O-A	198	F?										
CINTU	O-A	201	F										
CINTU	O-A	207	F				15258.54	14125.87	442.61	29395.79	1.08		1.01
CINTU	O-A	209	F	14146.34	17493.30	-6.44	17553.31	14052.88	458.73	31608.47	1.25	0.81	0.81
CINTU	O-A	211	F	21062.67	21869.17	-28.65	22227.80	20639.97	532.20	42888.52	1.08	0.96	0.96
CINTU	O-A	214	F	16183.08	12319.58	-89.85	16220.65	12262.28	431.90	28481.47	1.32	1.31	1.31
CINTU	O-A	215	F										
CINTU	O-A	255	F										
CINTU	O-A	296	F	13292.70	14330.56	-37.23	15734.59	11864.50	426.12	27597.52	1.33	0.93	0.93
CINTU	O-A	297	F										
CINTU	O-A	301	F	15741.30	18101.51	-6.37	18149.58	15651.37	471.37	33809.33	1.16	0.87	0.87
CINTU	O-A	302	F	17158.65	14881.21	-74.77	17384.76	14621.69	455.72	32012.28	1.19	1.15	1.15
CINTU	O-A	303	F	16372.17	17239.81	22.66	17434.66	16130.92	469.58	33579.57	1.08	0.95	0.95
CINTU	O-A	322	F	22603.75	23328.95	-34.17	23953.11	21911.71	550.45	45885.84	1.09	0.97	0.97
CINTU	O-A	ANAS_1	F										

NECROPOLIS	PERIOD	Burial	SEX	IX FEM	IV FEM	THET FEM	IMAX FEM	IMIN FEM	TA FEM	J FEM	IXN FEM	IXY FEM	IXY FEMa
CINTU	IND	SS17_T10	M	41867.73	27195.23	89.27	42031.51	27010.41	657.48	69010.78	1.56	1.54	1.54
CINTU	IND	UNC 1	M	31399.46	30161.21	-69.16	31724.84	29734.53	637.96	61496.20	1.07	1.04	1.04
CINTU	IND	UNC 2	M	44268.75	57368.50	-16.78	58827.12	42698.39	820.59	101511.50	1.38	0.77	0.77
CINTU	IND	249b	F										
CINTU	IND	SS17_T11	F	16227.20	13825.78	71.52	16570.36	13454.54	443.45	30027.82	1.23	1.17	1.17
CINTU	IND	SS17_T12	F	13009.45	12987.59	-62.64	13049.76	12910.84	413.66	25973.83	1.01	1.00	1.00
CINTU	IND	SS17_T13	F	13406.53	14388.21	-27.89	14773.43	12988.27	428.08	27768.86	1.14	0.93	0.93
CINTU	IND	SS17_T13a	F										
CINTU	IND	SS17_T9	F	15675.71	13338.18	-66.12	16287.54	12701.98	433.43	28989.84	1.28	1.18	1.18
CINTU	ELL	36	M	20010.71	19654.19	-52.64	20605.28	19003.43	507.37	39626.41	1.08	1.02	1.02
CINTU	ELL	50	M				25905.24	21327.70	561.17	47241.42	1.21		1.10
CINTU	ELL	70	M	36926.83	34835.13	49.74	42531.68	29174.32	683.22	71685.31	1.46	1.06	1.06
CINTU	ELL	75	M	24563.61	25331.46	36.3	26227.19	23594.75	573.70	49843.32	1.11	0.97	0.97
CINTU	ELL	78	M				30449.65	27564.90	620.05	58042.38	1.10		1.09
CINTU	ELL	83	M	33014.00	24417.73	-88.03	33138.90	24250.55	605.48	57382.93	1.37	1.35	1.35
CINTU	ELL	89	M	32414.38	29742.01	58.2	34232.83	27848.89	639.19	62092.74	1.23	1.09	1.09
CINTU	ELL	96	M	32772.13	29979.37	56.39	35143.94	27538.74	635.23	62687.22	1.28	1.09	1.09
CINTU	ELL	98	M				33153.92	25434.77	619.88	58589.32	1.30		1.29
CINTU	ELL	170	M				33419.05	27897.49	633.04	61331.88	1.20		1.17
CINTU	ELL	175	M										
CINTU	ELL	183	M										
CINTU	ELL	188	M	34103.85	27693.84	75.17	34712.85	27023.40	638.49	61739.55	1.28	1.23	1.23
CINTU	ELL	231	M	27664.08	30955.17	23.79	31796.06	26743.34	619.77	58554.95	1.19	0.89	0.89
CINTU	ELL	241	M	23481.26	27808.31	-22.19	28711.73	22519.23	582.86	51234.10	1.27	0.84	0.84
CINTU	ELL	248	M	27189.56	29763.13	-3.12	29821.97	27041.66	613.72	56890.93	1.10	0.91	0.91
CINTU	ELL	249	M				37237.56	25054.96	630.98	62272.12	1.49		1.47
CINTU	ELL	274	M	30386.57	32724.14	-6.26	32812.82	30193.91	642.18	63041.25	1.09	0.93	0.93
CINTU	ELL	277	M										
CINTU	ELL	292	M	39081.78	41174.51	-37.11	43990.13	36155.53	723.73	80164.65	1.22	0.95	0.95
CINTU	ELL	309	M				43977.14	32355.85	699.88	76325.52	1.36		1.17
CINTU	ELL	313	M	32474.34	24433.61	-74.31	33281.00	23588.86	602.81	56858.83	1.41	1.33	1.33
CINTU	ELL	60	F										
CINTU	ELL	67	F	16283.36	16810.88	34.44	17274.79	15775.28	462.99	33062.66	1.10	0.97	0.97
CINTU	ELL	68	F										
CINTU	ELL	79	F	10584.36	13608.81	-4.56	13636.51	10534.57	398.84	24170.66	1.29	0.78	0.78
CINTU	ELL	81	F	14727.48	17526.40	-11.84	17671.48	14546.29	462.14	32222.11	1.21	0.84	0.84
CINTU	ELL	122	F	14742.70	18135.82	-18.99	18608.21	14238.36	456.44	32845.86	1.31	0.81	0.81
CINTU	ELL	138	F										
CINTU	ELL	141	F										
CINTU	ELL	204	F				16089.40	14437.75	449.68	30536.99	1.11		1.02
CINTU	ELL	223	F	19904.96	18086.76	67.66	20334.15	17612.01	495.31	37956.69	1.15	1.10	1.10
CINTU	ELL	233	F	15563.61	14276.88	-86.06	15604.99	14198.81	440.95	29814.23	1.10	1.09	1.09
CINTU	ELL	265	F				17357.31	15377.60	464.55	32744.92	1.13		0.92
CINTU	ELL	267	F	18053.89	16063.83	-73.46	18294.36	15784.51	473.41	34087.41	1.16	1.12	1.12
CINTU	ELL	273	F	19947.79	20428.42	-39.23	21355.85	18966.13	513.52	40336.18	1.13	0.98	0.98
CINTU	ELL	276	F				21546.31	16989.75	501.61	38538.14	1.27		1.26
CINTU	ELL	306	F				19022.76	14990.55	474.01	34014.79	1.27		0.79
CINTU	ELL	312	F				13307.78	11586.06	404.41	24899.26	1.15		1.03
CINTU	ELL	316	F				15225.29	13725.63	437.79	28960.25	1.11		1.01
CR	O-A	3	M	26779.89	28943.21	24.06	29521.93	26118.76	609.80	55640.69	1.13	0.93	0.93
CR	O-A	5	M										
CR	O-A	15	M				27676.13	18380.65	538.37	46056.78	1.51		1.49
CR	O-A	21	M				35735.28	29635.08	655.25	65370.36	1.21		1.13
CR	O-A	23	M	19100.22	16502.80	-74.82	19358.67	16206.47	485.95	35565.14	1.19	1.16	1.16
CR	O-A	1	F	29743.25	24626.93	89.60	29841.71	24467.82	600.30	54309.53	1.22	1.21	1.21
CR	O-A	2	F										
CR	O-A	9	F				15038.92	13193.57	432.71	28232.49	1.14		0.90
CR	O-A	11	F				15139.93	11641.27	419.39	26781.21	1.30		1.29
CR	O-A	13	F				16055.56	14097.26	441.57	30152.82	1.14		1.12
CR	O-A	19	F				39351.47	29673.51	668.62	69024.98	1.33		1.30
CR	O-A	24	F				15972.75	13578.84	439.06	29551.59	1.18		1.15
FOS	V SEC	117	M										
FOS	V SEC	134	M	35330.79	27718.13	73.70	36176.39	26819.65	641.52	62996.04	1.35	1.27	1.27
FOS	V SEC	186	M				41827.24	33593.16	708.47	75420.41	1.25		0.87
FOS	V SEC	207	M	20088.63	17728.51	63.05	20977.51	16802.11	501.02	37779.61	1.25	1.13	1.13
FOS	V SEC	246	M	23831.58	21223.08	-84.36	23927.91	21068.50	539.26	44996.41	1.14	1.12	1.12
FOS	V SEC	275	M	41160.65	32727.40	82.90	41452.42	32359.44	695.29	73811.87	1.28	1.26	1.26
FOS	V SEC	484	M	17201.94	16392.94	-65.44	17464.15	16086.11	473.62	33550.27	1.09	1.05	1.05
FOS	V SEC	405A	M	30148.00	33862.31	-26.79	35185.61	28740.97	652.28	63926.58	1.22	0.89	0.89

NECROPOLIS	PERIOD	Burial	SEX	IX FEM	IY FEM	THET FEM	IMAX FEM	IMIN FEM	TA FEM	J FEM	IXN FEM	IXY FEM	IXY FEMa
FOS	O-A	157	M				20498.22	14526.34	480.45	35024.55	1.41		1.37
FOS	O-A	163	M	41400.80	37270.93	62.32	43158.79	35411.64	716.77	78570.43	1.22	1.11	1.11
FOS	O-A	184	M				24971.65	20346.36	548.78	45318.01	1.23		0.93
FOS	O-A	197	M										
FOS	O-A	215	M	30358.76	27242.64	57.49	32631.27	24912.94	613.59	57544.21	1.31	1.11	1.11
FOS	O-A	222	M										
FOS	O-A	255	M										
FOS	O-A	270	M	33993.65	30791.48	-56.34	36715.30	28003.48	647.26	64718.79	1.31	1.10	1.10
FOS	O-A	296	M										
FOS	O-A	319	M	34887.48	31012.74	-82.80	35075.57	30731.00	657.93	65806.57	1.14	1.12	1.12
FOS	O-A	320	M	31321.73	30831.32	47.27	34580.18	27499.88	642.31	62080.07	1.26	1.02	1.02
FOS	O-A	435	M	29057.69	28154.51	51.76	30712.83	26421.37	611.53	57134.21	1.16	1.03	1.03
FOS	O-A	437	M	34253.93	26358.22	89.41	34375.72	26182.68	629.38	60558.40	1.31	1.30	1.30
FOS	O-A	457	M										
FOS	O-A	464	M	27335.93	21554.53	85.67	27456.10	21389.67	565.41	48845.77	1.28	1.27	1.27
FOS	O-A	534	M	31030.94	28870.16	-82.58	31173.74	28634.25	628.12	59807.99	1.09	1.07	1.07
FOS	O-A	561	M	36905.67	39523.87	-6.50	39641.57	36654.62	711.16	76296.19	1.08	0.93	0.93
FOS	O-A	562	M	31122.63	26900.12	-84.10	31273.87	26674.77	619.76	57948.64	1.17	1.16	1.16
FOS	O-A	567	M?	23415.93	21930.20	76.94	23571.03	21709.49	549.75	45280.52	1.09	1.07	1.07
FOS	O-A	572	M				27119.61	25867.13	589.10	52986.74	1.05		1.02
FOS	O-A	405B	M	43323.39	37093.60	-79.93	43698.50	36611.74	728.05	80310.24	1.19	1.17	1.17
FOS	O-A	520ridA	M				37996.01	29417.30	668.25	67413.32	1.29		0.98
FOS	O-A	159	F	24903.89	30038.50	-12.48	30353.99	24520.04	600.44	54874.03	1.24	0.83	0.83
FOS	O-A	208	F	17995.63	20589.01	8.64	20674.52	17860.40	506.17	38534.91	1.16	0.87	0.87
FOS	O-A	301	F?	24195.88	23048.09	-71.75	24412.64	22760.09	559.06	47172.73	1.07	1.05	1.05
FOS	O-A	344	F				16549.97	13551.94	446.31	30101.92	1.22		0.83
FOS	O-A	524	F	18629.46	20473.22	-18.44	20725.39	18324.80	511.43	39050.19	1.13	0.91	0.91
FOS	O-A	556	F	22440.01	19589.54	-86.83	22512.78	19466.05	518.15	41978.83	1.16	1.15	1.15
FOS	IND	182	M				40673.74	34146.06	700.97	74819.80	1.19		1.17
FOS	IND	323	F?	19313.73	19526.63	-40.50	20045.97	18737.86	508.51	38783.83	1.07	0.99	0.99
FOS	ELL	76	M?				18849.25	15869.29	475.98	34718.54	1.19		0.91
FOS	ELL	110	M	28673.70	27072.21	53.41	30792.67	24888.21	604.08	55680.87	1.24	1.06	1.06
FOS	ELL	140	M	27492.45	23668.22	-68.13	28324.58	22781.20	581.37	51105.78	1.24	1.16	1.16
FOS	ELL	201	M	37595.71	32277.38	-72.88	38299.25	31488.16	667.54	69787.41	1.22	1.16	1.16
FOS	ELL	213	M	54254.47	41160.98	68.15	57020.47	38337.44	786.15	95357.91	1.49	1.32	1.32
FOS	ELL	235	M	39047.65	37677.94	66.22	39540.47	37051.19	712.91	76591.65	1.07	1.04	1.04
FOS	ELL	328	M	27370.21	27402.39	-45.08	29255.47	25440.80	605.87	54696.27	1.15	1.00	1.00
FOS	ELL	333	M	29819.77	25787.53	-56.68	33031.74	22537.71	594.56	55569.46	1.47	1.16	1.16
FOS	ELL	370	M										
FOS	ELL	401	M										
FOS	ELL	402	M	38237.55	26912.63	-84.58	38482.90	26630.34	653.09	65113.24	1.45	1.42	1.42
FOS	ELL	407	M				36008.24	31628.25	663.54	67636.49	1.14		0.90
FOS	ELL	418	M										
FOS	ELL	432	M	38401.56	36514.73	52.52	41333.90	33487.57	699.30	74821.47	1.23	1.05	1.05
FOS	ELL	447	M	23933.44	27297.24	-33.87	30073.79	21112.79	581.59	51186.58	1.42	0.88	0.88
FOS	ELL	469	M	23533.26	23198.44	47.08	25972.54	20707.72	552.47	46680.26	1.25	1.01	1.01
FOS	ELL	488	M	30774.16	29768.33	48.04	35345.31	25145.04	632.43	60490.35	1.41	1.03	1.03
FOS	ELL	491	M										
FOS	ELL	503	M	34155.86	32801.69	-54.79	35677.44	31182.09	663.34	66859.53	1.14	1.04	1.04
FOS	ELL	504	M	29768.14	23782.85	82.32	29978.44	23520.82	595.15	53499.26	1.27	1.25	1.25
FOS	ELL	505	M	31002.42	32831.88	-21.33	33214.12	30515.39	652.56	63729.50	1.09	0.94	0.94
FOS	ELL	516	M				36466.33	35023.11	693.56	71489.45	1.04		0.98
FOS	ELL	518	M	37830.29	43275.65	28.16	45543.05	35462.25	729.45	81005.29	1.28	0.87	0.87
FOS	ELL	520	M	31611.97	31837.73	-43.20	33210.39	30138.99	650.73	63349.38	1.10	0.99	0.99
FOS	ELL	542	M										
FOS	ELL	124C	M?				14073.31	10974.84	405.11	25048.15	1.28		0.87
FOS	ELL	124E	M	20098.46	12460.40	-74.22	20818.18	11740.43	453.69	32558.61	1.77	1.61	1.61
FOS	ELL	2A	M										
FOS	ELL	330C	M	31324.34	28206.42	64.67	32348.02	27107.64	625.73	59455.66	1.19	1.11	1.11
FOS	ELL	330D	M	17774.92	20872.31	6.73	20941.31	17658.21	506.48	38599.53	1.19	0.85	0.85
FOS	ELL	330E	M	27150.64	25490.02	58.27	28293.92	24277.78	590.02	52571.70	1.17	1.07	1.07
FOS	ELL	430A	M	64911.76	41658.34	-89.67	65208.77	41331.97	827.94	106540.74	1.58	1.56	1.56
FOS	ELL	430D	M	26324.37	21196.00	-86.38	26426.91	21046.94	558.96	47473.85	1.26	1.24	1.24
FOS	ELL	516ridA	M	37631.62	35697.85	-49.26	43515.64	29756.81	688.54	73272.46	1.46	1.05	1.05
FOS	ELL	63B	M	27330.13	23068.25	63.21	28893.05	21462.33	571.22	50355.38	1.35	1.18	1.18
FOS	ELL	85	F	19764.67	15825.41	-88.31	19820.34	15738.10	480.91	35558.44	1.26	1.25	1.25
FOS	ELL	122	F										
FOS	ELL	204	F										
FOS	ELL	220	F	16396.93	12689.16	-81.80	16514.58	12550.56	434.19	29065.14	1.32	1.29	1.29

NECROPOLIS	PERIOD	Burial	SEX	IX FEM	IV FEM	THET FEM	IMAX FEM	IMIN FEM	TA FEM	J FEM	IXN FEM	IXY FEM	IXY FEMa
FOS	ELL	223	F	19447.26	17495.10	-79.55	19568.08	17328.54	496.00	36896.62	1.13	1.11	1.11
FOS	ELL	225	F	14319.41	13002.10	82.05	14376.47	12913.39	421.16	27289.86	1.11	1.10	1.10
FOS	ELL	252	F				23618.46	18748.16	527.83	42366.62	1.26		1.00
FOS	ELL	265	F	25220.79	19596.47	-80.16	25473.33	19307.43	539.38	44780.76	1.32	1.29	1.29
FOS	ELL	279	F	16075.65	17521.99	-1.29	17539.79	16012.22	473.02	33552.01	1.10	0.92	0.92
FOS	ELL	288	F	17310.97	16295.21	-63.72	17689.50	15874.40	471.66	33563.90	1.11	1.06	1.06
FOS	ELL	351	F										
FOS	ELL	381	F										
FOS	ELL	410	F	9301.48	8512.23	61.50	9650.09	8147.85	341.48	17797.93	1.18	1.09	1.09
FOS	ELL	417	F	19993.03	22197.18	-33.31	23881.36	18266.03	527.80	42147.39	1.31	0.90	0.90
FOS	ELL	427	F										
FOS	ELL	431	F	15249.11	11871.44	-85.11	15308.16	11792.44	421.26	27100.60	1.30	1.28	1.28
FOS	ELL	544	F				23446.55	20100.69	534.40	43547.24	1.17		1.12
FOS	ELL	124A	F				16561.51	14532.49	452.23	31094.00	1.14		1.02
FOS	ELL	124B	F	15091.85	15409.72	-41.93	16660.43	13808.30	448.92	30468.73	1.21	0.98	0.98
FOS	ELL	124D	F				21312.53	14162.46	479.44	35474.99	1.50		1.47
FOS	ELL	330B	F	21767.73	21728.74	46.06	22767.89	20666.80	538.48	43434.69	1.10	1.00	1.00
FOS	ELL	430B	F	17195.30	17279.42	-44.58	19279.95	15160.59	475.26	34440.54	1.27	1.00	1.00
FOS	ELL	430C	F										
FOS	ELL	516ridB	F?				18756.95	14804.37	469.51	33561.32	1.27		1.13
FOS	ELL	520ridB	F	12285.91	12335.81	43.82	12722.01	11869.03	402.81	24591.04	1.07	1.00	1.00
FOS	ELL	63A	F	20270.69	20645.78	32.41	20904.15	19949.39	518.64	40853.54	1.05	0.98	0.98
FOS	ELL	63C	F				35721.74	28256.98	640.95	63978.73	1.26		0.99
NAV	ROM?	8	M	34070.84	25474.21	-73.72	34999.78	24507.14	621.26	59506.92	1.43	1.34	1.34
NAV	ELL	1B	M	32176.72	22381.15	87.27	32309.63	22220.00	594.78	54529.63	1.45	1.44	1.44
NAV	ELL	4	F				11218.25	8816.38	362.17	20034.63	1.27		1.24
PELT	O-A	134	F										
PELT	ELL	111	M	32673.46	31924.63	54.17	33661.50	30833.00	653.13	64494.50	1.09	1.02	1.02
PELT	ELL	112	M										
PELT	ELL	114	M										
PELT	ELL	133	M	30535.69	34637.13	-2.00	34709.15	30364.57	660.51	65073.72	1.14	0.88	0.88
PELT	ELL	113	F	22132.72	15822.43	87.25	22209.89	15724.04	492.77	37933.94	1.41	1.40	1.40
PELT	ELL	130	F										
PELT	ELL	132	F										
POG	O-A	12	M				27553.41	23748.48	585.92	51301.89	1.16		0.90
POG	O-A?	13	M?	19394.94	21045.21	32.69	22208.36	18184.89	516.24	40393.25	1.22	0.92	0.92
POG	O-A	15	M	26404.50	19962.73	86.40	26512.37	19819.34	549.64	46331.71	1.34	1.32	1.32
POG	O-A	25	M	20540.25	20685.86	42.47	21305.57	19859.81	523.66	41165.39	1.07	0.99	0.99
POG	O-A	29	M										
POG	O-A?	11	F										
POG	O-A?	41	F				25389.66	24113.68	568.23	49503.34	1.05		1.00
POG	IND	56	M				34119.95	18864.03	571.42	52983.98	1.81		1.79
POG	IND	85	M	28045.16	28611.94	43.04	32227.16	24371.60	611.13	56598.76	1.32	0.98	0.98
POG	IND	87	M	24128.23	24160.54	-45.07	25139.36	23077.13	563.17	48216.49	1.09	1.00	1.00
POG	IND	90	M				36586.90	25561.85	639.74	62148.75	1.43		0.82
POG	IND	99	M				42932.77	34893.57	718.41	77826.35	1.23		0.87
POG	IND	107	M	44690.99	30330.13	73.33	46292.76	28708.39	687.56	75001.15	1.61	1.47	1.47
POG	IND	121	M	23300.68	25557.41	26.10	26299.36	22493.33	570.20	48792.69	1.17	0.91	0.91
POG	IND	126	M				41014.29	35589.92	706.68	76604.20	1.15		1.12
POG	IND	131	M	39772.14	38205.86	-53.49	41906.69	35957.25	707.15	77863.94	1.17	1.04	1.04
POG	IND	133	M	34620.84	39232.10	20.61	40068.18	33678.15	703.55	73746.33	1.19	0.88	0.88
POG	IND	139	M	34968.69	40019.94	-19.03	40782.52	34098.51	691.88	74881.02	1.20	0.87	0.87
POG	IND	141	M	44290.28	35755.56	-69.91	45798.70	34172.77	721.66	79971.47	1.34	1.24	1.24
POG	IND	153	M										
POG	IND	182	M				33400.87	26528.01	629.43	59928.88	1.26		1.25
POG	IND	186	M?										
POG	IND	204	M										
POG	IND	207	M	26506.45	22123.13	86.17	26609.02	21966.83	566.89	48575.85	1.21	1.20	1.20
POG	IND	208	M	48560.62	56818.07	-10.92	57284.77	47929.59	822.92	105214.36	1.20	0.85	0.85
POG	IND	209	M				35059.53	24190.01	626.55	59249.53	1.45		0.71
POG	IND	213	M	35458.87	34345.12	-53.53	37001.25	32696.75	672.97	69698.00	1.13	1.03	1.03
POG	IND	51-55	M	23098.34	26125.95	-5.95	26199.08	22955.52	570.50	49154.60	1.14	0.88	0.88
POG	IND	54	IND										
POG	IND	61	IND										
POG	IND	91	IND										
POG	IND	102	IND										
POG	IND	122	IND										
POG	IND	152	IND										
POG	IND	36	F				18035.38	14475.68	463.11	32511.06	1.25		0.96

NECROPOLIS	PERIOD	Burial	SEX	IX FEM	IY FEM	THET FEM	IMAX FEM	IMIN FEM	TA FEM	J FEM	IXN FEM	IXY FEM	IXY FEMa
POG	IND	89	F	15919.53	21864.85	15.40	22379.98	15374.94	497.56	37754.92	1.46	0.73	0.73
POG	IND	94	F				20658.26	18121.90	503.66	38780.16	1.14		0.94
POG	IND	95	F				14623.24	11525.34	413.19	26148.58	1.27		0.80
POG	IND	97	F	14759.90	13953.44	55.90	15494.11	13188.22	430.21	28682.33	1.17	1.06	1.06
POG	IND	101	F										
POG	IND	110	F	23106.61	16728.40	79.41	23406.43	16406.40	507.71	39812.83	1.43	1.38	1.38
POG	IND	117	F										
POG	IND	123	F	25144.10	20440.59	-61.96	27101.86	18455.10	542.93	45556.96	1.47	1.23	1.23
POG	IND	125	F										
POG	IND	159	F				11017.04	10155.00	371.01	21172.04	1.08		0.92
POG	IND	184	F										
POG	IND	219	F	16050.69	17172.21	-18.03	17318.82	15859.04	470.66	33177.86	1.09	0.93	0.93
POG	IND	221	F	16172.31	14996.61	-60.58	16770.25	14363.98	452.66	31134.23	1.17	1.08	1.08
POG	IND	115-145	F										
POG	ELL	44	M				30532.40	24771.13	604.61	55303.53	1.23		1.00
POG	ELL	37	F	15276.17	13621.04	-58.69	16296.36	12576.35	434.82	28872.71	1.30	1.12	1.12

Appendix 23 – CSG properties of of the Iron Age burials analyzed in this study. Size-standardized data.

Abbreviations as in the title page of Appendices 1, 11-15.

NECRO POLIS	Burial	PERIOD	SEX	IX FEM	IY FEM	THET FEM	IMAX FEM	IMIN FEM	TA FEM	J FEM	ZP FEM	IXN FEM	IXY FEM	IXY FEMa
ALF	1	V SEC	M	249.00	227.91	-61.10	258.24	218.67	930.00	476.91	107.27	1.18	1.09	1.09
ALF	3	V SEC	M	225.69	215.08	81.99	226.64	213.43	850.97	440.07	96.73	1.06	1.05	1.05
ALF	4	V SEC	M	222.59	235.76	34.69	247.89	210.47	914.15	458.36	104.60	1.18	0.94	0.94
ALF	5	V SEC	M	209.14	249.73	6.71	250.30	208.57	839.07	458.87	100.08	1.20	0.84	0.84
ALF	6	V SEC	M	254.55	268.18	8.05	268.46	254.27	944.09	522.73	112.95	1.06	0.95	0.95
ALF	9	V SEC	M				311.31	229.58	974.01	540.89	114.68	1.36		1.33
ALF	12	V SEC?	M											
ALF	18	V SEC?	M	246.96	246.22	-45.38	274.55	218.63	910.05	493.19	107.39	1.26	1.00	1.00
ALF	19	V SEC	M	260.91	225.81	71.39	265.40	221.32	981.32	486.72	111.44	1.20	1.16	1.16
ALF	21	V SEC	M											
ALF	35	V SEC?	M											
ALF	36	V SEC	M				292.27	209.72	895.78	502.00	106.44	1.39		1.33
ALF	40	V SEC	M											
ALF	42	V SEC	M	327.44	252.48	-69.42	341.09	238.44	1000.20	579.52	120.68	1.43	1.30	1.30
ALF	53	V SEC?	M	238.72	304.99	-20.37	315.58	228.13	895.66	543.72	112.89	1.38	0.78	0.78
ALF	68	V SEC	M	235.10	254.33	-18.04	256.62	232.82	890.17	489.44	105.93	1.10	0.92	0.92
ALF	73	V SEC	M	247.52	246.61	45.23	303.39	190.74	930.54	494.13	110.14	1.59	1.00	1.00
ALF	77	V SEC?	M											
ALF	82	V SEC	M	267.01	232.30	-63.55	278.43	220.87	895.06	499.30	107.31	1.26	1.15	1.15
ALF	84	V SEC?	M	262.16	234.98	58.59	278.31	218.83	887.21	497.14	107.19	1.27	1.12	1.12
ALF	86	V SEC	M											
ALF	88	V SEC	M											
ALF	89	V SEC	M											
ALF	90	V SEC?	M											
ALF	98	V SEC?	M	238.16	294.62	25.53	311.30	221.48	931.96	532.78	113.83	1.41	0.81	0.81
ALF	109	V SEC	M											
ALF	112	V SEC	M											
ALF	114	V SEC	M	278.53	275.24	46.50	308.43	245.34	915.50	553.77	114.43	1.26	1.01	1.01
ALF	115	V SEC	M	241.40	252.18	-35.84	263.94	229.64	880.31	493.58	106.11	1.15	0.96	0.96
ALF	116	V SEC	M	240.46	220.40	-71.22	243.08	217.78	859.72	460.86	101.45	1.12	1.09	1.09
ALF	117	V SEC	M											
ALF	119	V SEC	M	208.02	163.98	81.45	209.04	162.97	744.69	372.01	84.96	1.28	1.27	1.27
ALF	121	V SEC?	M	306.26	286.68	-63.91	312.43	280.50	947.85	592.94	120.50	1.11	1.07	1.07
ALF	126	V SEC	M	306.60	219.80	82.79	308.01	218.39	833.44	526.40	106.86	1.41	1.39	1.39
ALF	130	V SEC	M	329.53	271.92	83.30	330.34	271.11	988.44	601.45	123.86	1.22	1.21	1.21
ALF	132	V SEC	M	260.48	267.21	29.08	270.23	257.46	903.13	527.69	111.11	1.05	0.97	0.97
ALF	7	V SEC	F	209.30	238.24	-16.96	241.55	205.38	881.41	446.93	99.57	1.18	0.88	0.88
ALF	8	V SEC	F	113.86	95.11	74.26	115.47	93.49	560.34	208.97	55.92	1.24	1.20	1.20
ALF	10	V SEC	F	269.13	247.46	-79.65	269.88	246.71	885.07	516.59	109.64	1.09	1.09	1.09
ALF	37	V SEC	F	281.23	311.10	-13.68	312.99	279.35	896.06	592.33	118.01	1.12	0.90	0.90
ALF	49	V SEC	F	127.17	176.50	-8.68	177.67	125.99	727.42	303.67	76.66	1.41	0.72	0.72
ALF	65	V SEC	F	169.75	173.31	-28.15	174.73	168.32	750.14	343.06	82.36	1.04	0.98	0.98
ALF	69	V SEC	F	172.20	214.00	-16.73	218.16	168.05	769.51	386.20	88.52	1.30	0.80	0.80
ALF	70	V SEC	F	158.74	148.65	61.96	162.73	144.66	696.46	307.39	75.53	1.12	1.07	1.07
ALF	72	V SEC	F											
ALF	76	V SEC	F	177.24	269.89	-6.51	271.11	176.01	927.62	447.12	104.09	1.54	0.66	0.66
ALF	79	V SEC	F											
ALF	85	V SEC	F											
ALF	110	V SEC	F	225.12	245.91	-29.59	255.81	215.22	861.96	471.03	103.16	1.19	0.92	0.92
ALF	111	V SEC	F											
ALF	113	V SEC	F	174.39	170.65	-73.93	174.73	170.31	720.53	345.04	81.38	1.03	1.02	1.02
ALF	118	V SEC	F	248.82	283.12	-8.88	283.98	247.96	900.18	531.94	111.41	1.15	0.88	0.88
ALF	120	V SEC	F											
ALF	124	V SEC	F	203.57	198.46	-48.60	221.38	180.65	793.36	402.03	91.97	1.23	1.03	1.03
ALF	127	V SEC	F	278.85	255.00	-66.75	284.25	249.60	890.19	533.85	111.98	1.14	1.09	1.09
ALF	128	V SEC?	F											
ALF	39	O-A	M											
ALF	41	O-A	M	201.56	190.71	60.99	207.18	184.52	774.25	391.71	87.36	1.12	1.06	1.06
ALF	66	O-A	M	205.39	193.31	58.63	212.53	186.17	766.23	398.70	89.52	1.14	1.06	1.06
ALF	67	O-A	M	246.85	223.99	83.16	247.18	223.66	927.63	470.84	106.30	1.11	1.10	1.10
ALF	78	O-A	M											
ALF	83	O-A	M	306.17	333.17	-4.13	333.31	306.02	1008.77	639.34	128.49	1.09	0.92	0.92
ALF	91	O-A	M	205.67	195.98	74.52	206.48	195.18	839.51	401.66	93.62	1.06	1.05	1.05
ALF	97	O-A	M	290.08	286.82	-50.53	296.95	279.95	1014.23	576.90	122.66	1.06	1.01	1.01
ALF	102	O-A	M	372.38	403.25	34.69	431.64	343.99	1195.51	775.63	154.92	1.25	0.92	0.92
ALF	105	O-A	M	338.51	305.69	-56.93	362.66	281.54	1055.83	644.20	132.84	1.29	1.11	1.11
ALF	93	O-A	F	199.03	206.61	36.60	215.94	189.70	747.58	405.64	89.64	1.14	0.96	0.96
ALF	122	O-A	F	253.61	243.31	-54.96	263.58	233.34	823.57	496.92	103.66	1.13	1.04	1.04
BAR	5	O-A	M	209.33	237.14	-20.24	241.85	204.03	829.68	445.99	96.43	1.19	0.88	0.88

NECRO POLIS	Burial	PERIOD	SEX	IX FEM	IY FEM	THET FEM	IMAX FEM	IMIN FEM	TA FEM	J FEM	ZP FEM	IXN FEM	IXY FEM	IXY FEMa
BAR	13	O-A	M	241.66	256.75	34.51	270.50	227.21	865.71	497.85	103.72	1.19	0.94	0.94
BAR	14	O-A	M	264.43	255.27	84.18	265.56	253.18	946.28	519.12	110.40	1.05	1.04	1.04
BAR	16	O-A	M	318.73	257.26	65.71	335.71	239.85	919.71	575.46	115.73	1.40	1.24	1.24
BAR	21	O-A	M	177.05	191.21	32.71	201.26	166.55	781.61	367.88	85.42	1.21	0.93	0.93
BAR	23	O-A	M											
BAR	29	O-A	M	184.25	170.15	83.17	185.08	168.79	782.38	354.05	83.17	1.10	1.08	1.08
BAR	30	O-A	M											
BAR	31	O-A	M				244.11	188.74	881.44	432.86	98.39	1.29		0.84
BAR	32	O-A	M	114.74	160.67	3.98	161.08	114.11	748.40	275.14	72.73	1.41	0.71	0.71
BAR	38	O-A	M	273.06	265.76	82.99	274.11	263.78	904.86	538.26	110.20	1.04	1.03	1.03
BAR	39	O-A	M	165.72	172.18	39.67	186.13	151.39	791.23	337.56	82.23	1.23	0.96	0.96
BAR	40	O-A	M	253.88	248.76	48.71	273.46	228.50	913.40	502.10	106.61	1.20	1.02	1.02
BAR	42	O-A	M	219.71	220.11	-44.96	241.98	197.32	813.06	439.37	94.84	1.23	1.00	1.00
BAR	47	O-A	M	306.24	261.40	-80.05	308.75	258.20	1004.25	567.09	119.80	1.20	1.17	1.17
BAR	49	O-A	M									1.25		1.16
BAR	52	O-A	M	248.93	216.28	57.46	272.56	192.28	897.05	464.74	102.27	1.42	1.15	1.15
BAR	54	O-A	M	253.19	271.41	33.05	285.04	238.85	879.51	524.02	107.58	1.19	0.93	0.93
BAR	64	O-A	M	197.17	180.10	70.86	200.09	176.70	731.60	376.92	83.74	1.13	1.09	1.09
BAR	68	O-A	M?				236.23	183.96	855.35	420.21	95.91	1.28		1.27
BAR	70	O-A	M	290.77	226.72	-69.37	302.51	214.61	934.75	517.02	110.08	1.41	1.28	1.28
BAR	74	O-A	M				277.13	206.43	952.26	483.53	107.19	1.34		1.16
BAR	81	O-A	M	302.87	279.26	58.58	318.38	262.99	1027.76	581.51	122.05	1.21	1.08	1.08
BAR	87	O-A	M	290.67	279.57	-79.27	292.15	277.10	1052.84	569.63	122.07	1.05	1.04	1.04
BAR	90	O-A	M	321.01	253.87	72.78	329.24	245.17	1079.84	574.37	125.50	1.34	1.26	1.26
BAR	97	O-A	M?	287.76	269.76	-88.42	288.74	267.89	991.83	556.95	117.80	1.08	1.07	1.07
BAR	113	O-A	M	218.39	240.48	28.46	250.03	208.20	810.99	458.35	96.28	1.20	0.91	0.91
BAR	114	O-A	M	339.02	304.59	65.01	350.11	292.62	1119.31	642.92	133.25	1.20	1.11	1.11
BAR	115	O-A	M	269.36	255.83	56.59	281.05	243.43	918.81	524.66	109.79	1.15	1.05	1.05
BAR	121	O-A	M	233.97	205.63	69.14	239.58	199.50	840.86	439.18	96.75	1.20	1.14	1.14
BAR	128	O-A	M	324.33	225.87	85.71	326.14	223.76	938.89	549.74	113.70	1.46	1.44	1.44
BAR	84(bis)	O-A	M											
BAR	20	O-A	F	172.73	237.21	-4.20	237.84	171.74	771.25	409.53	90.36	1.38	0.73	0.73
BAR	22	O-A	F				199.68	169.63	782.79	369.39	86.01	1.18		0.86
BAR	25	O-A	F	238.87	259.64	-14.01	261.33	236.48	886.69	498.01	106.45	1.11	0.92	0.92
BAR	33	O-A	F				158.55	114.30	717.80	272.82	71.30	1.39		0.73
BAR	34	O-A	F	214.80	242.57	-19.37	246.70	210.11	823.61	456.92	98.33	1.17	0.89	0.89
BAR	36	O-A	F	198.60	201.38	-42.55	214.98	184.49	861.79	399.57	93.31	1.17	0.99	0.99
BAR	43	O-A	F	173.13	180.86	-37.53	191.79	161.80	720.81	353.66	81.09	1.19	0.96	0.96
BAR	55	O-A	F				228.43	179.70	827.79	408.16	92.56	1.27		1.04
BAR	59	O-A	F	176.56	208.08	-9.16	209.14	175.06	853.77	384.26	91.57	1.19	0.85	0.85
BAR	61	O-A	F	212.64	261.05	-16.03	265.57	207.67	1007.32	473.24	111.51	1.28	0.81	0.81
BAR	62	O-A	F	206.87	193.89	60.23	213.92	186.34	842.99	400.38	92.57	1.15	1.07	1.07
BAR	65	O-A	F	239.10	220.70	-68.04	243.46	215.73	907.56	459.36	102.91	1.13	1.08	1.08
BAR	67	O-A	F	216.32	202.61	-69.30	219.20	199.18	868.22	418.55	96.22	1.10	1.07	1.07
BAR	69	O-A	F				114.78	88.76	624.44	203.54	57.73	1.29		1.28
BAR	94	O-A	F				210.78	146.47	822.39	357.18	87.42	1.44		0.70
BAR	96	O-A	F				264.14	249.43	950.95	513.83	111.97	1.06		0.96
BAR	98	O-A	F	208.53	253.16	-2.30	253.51	207.65	826.07	461.23	98.76	1.22	0.82	0.82
BAR	100	O-A	F?				190.78	173.98	710.27	364.89	81.70	1.10		1.00
BAR	110	O-A	F?				262.01	206.28	844.96	468.32	100.18	1.27		0.79
BAR	112	O-A	F	161.57	155.12	-54.45	168.97	147.34	723.25	316.40	76.56	1.15	1.04	1.04
BAR	119	O-A	F				200.48	172.59	772.55	373.17	85.94	1.16		1.12
BAR	125	O-A	F	177.40	198.50	-14.48	200.10	175.38	877.78	375.56	92.52	1.14	0.89	0.89
BAR	132	O-A	F	223.63	176.51	-87.36	224.36	175.43	837.22	399.81	92.59	1.28	1.27	1.27
BAZ	387	V SEC	M				213.07	163.53	786.14	376.60	86.92	1.30		1.19
BAZ	404	V SEC	M	254.39	234.45	52.40	285.05	203.36	911.10	488.32	105.66	1.40	1.09	1.09
BAZ	471	V SEC	M				401.82	371.73	1212.98	774.03	152.33	1.08		1.06
BAZ	491	V SEC	M											
BAZ	506	V SEC	M											
BAZ	533	V SEC	M				284.53	265.17	1014.64	549.98	119.07	1.07		0.97
BAZ	649	V SEC?	M											
BAZ	776	V SEC?	M			-65.26						1.21	1.12	1.12
BAZ	794	V SEC?	M											
BAZ	808	V SEC?	M				230.71	210.17	968.53	441.11	103.14	1.10		0.94
BAZ	824	V SEC?	M	289.65	236.42	-65.40	305.09	220.54	985.86	525.55	113.64	1.38	1.23	1.23
BAZ	839	V SEC?	M?	269.31	236.48	66.79	277.65	227.57	903.99	505.31	107.63	1.22	1.14	1.14
BAZ	850	V SEC?	M											
BAZ	863	V SEC	M				269.68	220.30	980.16	490.07	109.78	1.22		1.14
BAZ	907	V SEC	M	245.62	218.36	-63.74	255.46	207.95	794.10	463.50	95.97	1.23	1.12	1.12

NECRO POLIS	Burial	PERIOD	SEX	IX FEM	IY FEM	THET FEM	IMAX FEM	IMIN FEM	TA FEM	J FEM	ZP FEM	IXN FEM	IXY FEM	IXY FEMa
BAZ	928	V SEC?	M	333.16	366.93	-35.91	404.34	295.08	1125.58	699.34	140.78	1.37	0.91	0.91
BAZ	939	V SEC	M											
BAZ	952	V SEC	M				234.02	212.87	898.81	447.09	100.67	1.10		1.03
BAZ	956	V SEC	M											
BAZ	978	V SEC	M											
BAZ	983	V SEC	M				282.81	224.80	956.48	507.66	109.99	1.26		0.99
BAZ	990	V SEC	M	202.21	215.08	-6.58	215.63	200.97	856.94	416.84	94.70	1.07	0.94	0.94
BAZ	995	V SEC	M	244.22	253.76	-15.74	255.03	242.08	990.89	497.43	110.70	1.05	0.96	0.96
BAZ	1023	V SEC	M	224.16	221.06	-54.97	228.25	216.22	872.97	444.74	98.69	1.06	1.01	1.01
BAZ	1028	V SEC?	M?	237.90	275.05	-18.25	280.04	232.24	984.09	512.39	112.48	1.21	0.86	0.86
BAZ	1036	V SEC	M				179.73	159.25	736.19	339.09	79.68	1.13		1.12
BAZ	1040	V SEC	M	233.23	210.75	-58.69	247.36	196.16	840.62	443.55	97.04	1.26	1.11	1.11
BAZ	1042	V SEC	M	232.88	271.91	8.93	273.44	230.62	930.54	504.21	107.90	1.19	0.86	0.86
BAZ	1123	V SEC	M	239.28	217.26	-87.08	240.16	215.71	837.23	456.08	97.58	1.11	1.10	1.10
BAZ	1134	V SEC	M											
BAZ	1137	V SEC	M	198.66	179.91	-78.52	200.13	177.91	876.83	378.20	91.40	1.12	1.10	1.10
BAZ	1150	V SEC	M	231.25	204.90	-84.10	232.30	203.27	871.74	435.72	97.70	1.14	1.13	1.13
BAZ	1156	V SEC?	M	201.72	282.86	-1.58	283.58	200.53	920.16	484.00	104.98	1.41	0.71	0.71
BAZ	1174	V SEC	M	232.99	213.42	-60.72	243.03	202.79	826.99	445.94	95.42	1.20	1.09	1.09
BAZ	1176	V SEC	M	205.75	217.58	-8.47	218.18	204.48	784.10	422.89	91.14	1.07	0.95	0.95
BAZ	1180	V SEC	M											
BAZ	1214	V SEC	M	219.41	236.34	-21.08	239.62	215.44	896.64	455.26	101.04	1.11	0.93	0.93
BAZ	1218	V SEC	M						618.97			1.44		1.38
BAZ	1226	V SEC	M				339.39	271.69	972.48	611.17	122.27	1.25		1.17
BAZ	1236	V SEC	M	237.90	247.30	18.35	248.91	235.43	932.08	484.66	105.65	1.06	0.96	0.96
BAZ	1245	V SEC?, DIST	M	191.80	227.03	-22.82	234.96	183.39	835.86	418.37	93.77	1.28	0.84	0.84
BAZ	1332	V SEC?	M			83.94			801.41			1.22	1.21	1.21
BAZ	1333	V SEC?	M				198.06	166.23	736.31	364.38	82.54	1.19		1.15
BAZ	1334	V SEC?	M				177.87	129.53	731.71	307.37	75.93	1.37		1.15
BAZ	1337	V SEC?	M											
BAZ	1347	V SEC?	M											
BAZ	1360	V SEC?	M	242.70	182.90	81.15	245.03	180.24	799.44	425.23	93.80	1.36	1.33	1.33
BAZ	1379	V SEC?	M				220.00	185.62	793.75	405.72	89.79	1.19		1.17
BAZ	1418	V SEC?	M	227.59	249.66	33.32	266.76	209.90	923.48	476.70	104.55	1.27	0.91	0.91
BAZ	1471	V SEC?	M	199.31	221.90	32.25	237.00	183.76	811.34	420.77	92.76	1.29	0.90	0.90
BAZ	1484	V SEC?	M	218.71	117.45	-84.53	220.33	115.94	694.62	336.02	79.14	1.90	1.86	1.86
BAZ	1496	V SEC?	M				242.10	225.28	774.70	467.38	96.55	1.07		0.99
BAZ	1586	V SEC?	M	274.96	232.19	-59.95	297.84	208.91	853.94	506.63	103.75	1.43	1.18	1.18
BAZ	1306A	V SEC?	M	170.66	175.33	31.38	178.17	167.29	763.72	345.64	81.83	1.07	0.97	0.97
BAZ	1306B	V SEC?	M				333.72	286.74	948.07	620.67	121.94	1.16		1.02
BAZ	384A	V SEC	M				257.35	184.90	907.63	442.18	100.82	1.39		1.13
BAZ	884	V SEC	IND											
BAZ	1201	V SEC	IND											
BAZ	768	V SEC?	F											
BAZ	810	V SEC	F	198.95	191.40	-71.12	200.44	189.38	815.40	389.99	90.68	1.06	1.04	1.04
BAZ	817	V SEC	F	199.56	203.90	2.63	204.12	198.71	811.51	403.06	91.31	1.03	0.98	0.98
BAZ	837	V SEC?	F				179.07	171.61	850.71	350.86	87.82	1.04		1.02
BAZ	855	V SEC	F				182.91	158.96	794.95	341.96	83.47	1.15		1.11
BAZ	887	V SEC?	F											
BAZ	892	V SEC	F				283.57	208.24	850.29	491.75	103.07	1.36		1.35
BAZ	922	V SEC?	F	208.59	177.68	77.49	210.65	175.25	798.01	385.95	89.72	1.20	1.17	1.17
BAZ	969	V SEC	F?											
BAZ	997	V SEC	F?											
BAZ	1191	V SEC	F											
BAZ	1228	V SEC	F											
BAZ	1469	V SEC?	F	182.39	154.64	75.41	184.88	151.82	696.59	336.75	77.60	1.22	1.18	1.18
BAZ	1530	V SEC?	F											
BAZ	1590	V SEC?	F?											
BAZ	742	ROM	M											
BAZ	734	ROM	F									1.31		0.77
BAZ	406	O-A	M						988.60			1.27		1.25
BAZ	407	O-A	M				262.47	223.97	905.58	486.58	105.13	1.17		1.01
BAZ	408	O-A	M				305.59	224.36	917.39	529.90	110.28	1.36		0.81
BAZ	411	O-A	M											
BAZ	417	O-A	M	278.11	230.39	-70.98	285.59	222.40	872.37	508.01	105.34	1.28	1.21	1.21
BAZ	423	O-A	M				311.31	234.15	952.42	545.43	114.41	1.33		0.84
BAZ	426	O-A	M											
BAZ	428	O-A	M											
BAZ	440	O-A	M											

NECRO POLIS	Burial	PERIOD	SEX	IX FEM	IY FEM	THET FEM	IMAX FEM	IMIN FEM	TA FEM	J FEM	ZP FEM	IXN FEM	IXY FEM	IXY FEMa
BAZ	441	O-A	M				280.73	271.93	877.34	553.04	109.90	1.03		0.99
BAZ	444	O-A	M	214.20	249.39	-16.24	253.15	209.80	885.17	463.06	100.65	1.21	0.86	0.86
BAZ	536	O-A	M											
BAZ	541	O-A	M	302.72	335.47	7.49	336.70	300.47	1046.00	637.47	128.49	1.12	0.90	0.90
BAZ	560	O-A	M									1.11		1.01
BAZ	565	O-A	M	181.76	238.62	13.20	242.42	177.51	769.41	419.89	89.97	1.37	0.76	0.76
BAZ	579	O-A	M	193.30	262.70	-19.53	273.26	182.36	808.23	455.46	95.83	1.50	0.74	0.74
BAZ	589	O-A	M?											
BAZ	632	O-A	M											
BAZ	633	O-A	M											
BAZ	636	O-A	M				249.48	229.43	827.31	479.15	99.65	1.09		0.93
BAZ	659	O-A	M	187.57	159.97	80.02	188.96	158.22	736.19	347.24	80.70	1.19	1.17	1.17
BAZ	661	O-A	M											
BAZ	670	O-A	M									1.26		1.24
BAZ	673	O-A	M				270.92	219.12	946.58	490.13	107.59	1.24		1.21
BAZ	682	O-A	M				253.22	233.32	870.42	486.82	102.54	1.09		1.07
BAZ	691	O-A	M				241.33	222.50	795.76	464.08	96.36	1.08		1.06
BAZ	692	O-A	M						1047.03			1.14		0.89
BAZ	698	O-A	M				287.94	251.56	985.71	539.73	114.91	1.14		0.90
BAZ	699	O-A	M											
BAZ	735	O-A	M				155.82	127.49	544.67	283.33	63.33	1.22		1.00
BAZ	736	O-A	M	247.18	280.47	-24.88	290.09	236.85	987.36	527.05	113.73	1.22	0.88	0.88
BAZ	740	O-A	M				282.04	213.13	912.65	495.16	106.65	1.32		0.81
BAZ	747	O-A	M				254.96	202.94	791.82	457.95	95.49	1.26		1.05
BAZ	772	O-A	M											
BAZ	793	O-A	M	225.52	225.67	45.10	256.41	194.31	884.16	450.71	100.10	1.32	1.00	1.00
BAZ	840	O-A	M				262.13	199.17	834.89	461.28	98.88	1.32		1.23
BAZ	842	O-A	M	204.00	195.67	-56.82	211.11	188.00	781.30	399.27	88.73	1.12	1.04	1.04
BAZ	866	O-A	M											
BAZ	868	O-A	M				225.12	136.01	775.85	360.93	84.73	1.66		1.64
BAZ	870	O-A	M				286.70	200.68	966.62	487.26	109.48	1.43		1.41
BAZ	890	O-A	M									1.21		0.85
BAZ	897	O-A	M?				284.21	227.42	977.00	511.69	113.10	1.25		1.22
BAZ	899	O-A	M											
BAZ	912	O-A	M				327.79	271.87	977.67	599.81	121.08	1.21		1.07
BAZ	924	O-A	M											
BAZ	945	O-A	M				245.91	200.54	927.91	446.54	101.38	1.23		1.05
BAZ	976	O-A	M				221.48	177.44	793.77	398.96	89.63	1.25		0.82
BAZ	1014	O-A	M											
BAZ	1016	O-A	M				199.69	169.76	798.10	369.55	86.06	1.18		1.15
BAZ	1031	O-A	M				276.88	233.83	895.31	510.86	106.74	1.18		1.12
BAZ	1038	O-A	M	160.64	246.76	-2.37	247.31	159.82	824.19	406.97	92.40	1.55	0.65	0.65
BAZ	1112	O-A	M	219.41	245.77	7.84	246.73	217.74	939.04	464.67	104.18	1.13	0.89	0.89
BAZ	1119	O-A	M											
BAZ	1145	O-A	M											
BAZ	1204	O-A	M				269.13	234.13	995.87	503.45	111.90	1.15		0.89
BAZ	1205	O-A	M											
BAZ	1206	O-A	M	218.25	211.50	82.70	219.10	209.91	844.72	429.30	94.96	1.04	1.03	1.03
BAZ	1223	O-A	M?											
BAZ	1242	O-A	M				271.49	229.10	923.84	500.74	107.27	1.19		1.16
BAZ	1251	O-A	M	146.44	127.72	82.91	147.07	126.79	680.54	273.92	69.35	1.16	1.15	1.15
BAZ	1273	O-A	M?											
BAZ	1325	O-A?	M	342.48	370.36	-35.93	401.24	310.84	858.74	712.10	124.59	1.29	0.92	0.92
BAZ	1339	O-A	M	196.39	199.00	-42.73	212.74	182.13	852.41	394.98	92.15	1.17	0.99	0.99
BAZ	1359	O-A	M	279.60	185.72	78.15	284.93	180.27	906.57	464.98	103.70	1.58	1.51	1.51
BAZ	1376	O-A	M				175.52	154.07	737.10	329.70	78.47	1.14		1.09
BAZ	1382	O-A?	M	215.61	191.78	67.86	221.17	185.71	837.50	406.98	92.15	1.19	1.12	1.12
BAZ	1423	O-A	M											
BAZ	1426	O-A	M	303.88	260.80	-59.21	329.09	235.13	1009.77	564.12	119.64	1.40	1.17	1.17
BAZ	1512	O-A	M				289.90	190.86	823.77	480.57	99.67	1.52		0.66
BAZ	1515	O-A	M	325.91	222.15	78.20	331.94	215.91	1057.61	547.62	121.04	1.54	1.47	1.47
BAZ	1520	O-A	M											
BAZ	1521	O-A	M											
BAZ	1522	O-A	M											
BAZ	1529	O-A	M				254.29	203.08	912.61	457.43	102.41	1.25		1.13
BAZ	1531	O-A	M				276.79	211.98	944.00	488.77	107.49	1.31		1.04
BAZ	1534	O-A	M	220.38	256.83	28.63	272.71	203.97	892.27	476.66	103.22	1.34	0.86	0.86
BAZ	1544	O-A	M			27.62						1.15	0.93	0.93
BAZ	1547	O-A	M											

NECRO POLIS	Burial	PERIOD	SEX	IX FEM	IY FEM	THET FEM	IMAX FEM	IMIN FEM	TA FEM	J FEM	ZP FEM	IXN FEM	IXY FEM	IXY FEMa
BAZ	1549	O-A	M				217.10	185.76	812.64	402.98	90.94	1.17		0.92
BAZ	1557	O-A	M				277.10	229.01	897.07	506.23	106.08	1.21		0.84
BAZ	1558	O-A	M				213.29	156.09	783.72	369.34	85.81	1.37		1.28
BAZ	1572	O-A	M	235.16	210.87	-60.84	247.18	198.33	881.59	445.57	99.03	1.25	1.12	1.12
BAZ	1574	O-A	M				184.74	165.64	855.40	350.52	87.51	1.12		1.10
BAZ	1584	O-A	M	163.21	137.03	-67.65	169.10	130.85	746.76	299.96	75.31	1.29	1.19	1.19
BAZ	1585	O-A	M	229.87	232.59	-20.95	233.33	228.37	846.58	462.00	99.59	1.02	0.99	0.99
BAZ	1597	O-A	M	197.21	190.38	47.89	229.62	157.69	778.40	387.21	87.76	1.46	1.04	1.04
BAZ	625BIS	O-A_DIST	M											
BAZ	626A	O-A_DIST	M?											
BAZ	630B	O-A	M	231.72	267.28	19.94	273.15	225.17	873.17	498.44	104.14	1.21	0.87	0.87
BAZ	672B	O-A	M?				259.06	202.29	809.08	461.37	97.02	1.28		1.21
BAZ	386	O-A	F											
BAZ	398	O-A	F											
BAZ	455	O-A	F											
BAZ	475	O-A	F											
BAZ	502	O-A	F				242.05	181.43	787.77	423.45	92.47	1.33		0.77
BAZ	534	O-A	F	262.90	256.25	75.51	264.14	254.21	1021.58	518.64	115.85	1.04	1.03	1.03
BAZ	554	O-A	F				277.31	214.81	835.73	492.14	102.76	1.29		0.91
BAZ	575	O-A	F?											
BAZ	580	O-A	F	232.65	236.45	-42.79	257.44	211.15	933.17	468.65	106.10	1.22	0.98	0.98
BAZ	600	O-A	F						765.26			1.21		1.20
BAZ	664	O-A	F											
BAZ	666	O-A	F											
BAZ	689	O-A	F				262.98	223.90	945.98	487.01	108.68	1.17		1.16
BAZ	846	O-A	F	212.80	154.78	89.31	213.38	153.98	728.25	367.31	83.12	1.39	1.37	1.37
BAZ	873	O-A	F	186.45	328.56	3.44	329.63	185.20	864.71	514.50	107.13	1.78	0.57	0.57
BAZ	877	O-A	F				304.47	238.21	900.86	542.71	111.59	1.28		1.20
BAZ	913	O-A	F				182.24	155.67	725.22	337.98	79.50	1.17		1.16
BAZ	985	O-A	F	274.01	311.25	-5.53	312.08	272.35	973.25	584.63	119.77	1.15	0.88	0.88
BAZ	1006	O-A	F											
BAZ	1114	O-A	F				248.22	217.46	939.22	465.84	105.75	1.14		1.13
BAZ	1182	O-A	F				235.74	198.44	854.74	434.28	97.00	1.19		0.87
BAZ	1233	O-A	F											
BAZ	1276	O-A	F				233.53	192.89	850.89	426.49	95.71	1.21		0.88
BAZ	1346	O-A	F											
BAZ	1358	O-A	F											
BAZ	1387	O-A	F											
BAZ	1518	O-A	F?											
BAZ	1537	O-A	F											
BAZ	1543	O-A	F				242.12	199.44	821.20	441.64	95.66	1.21		0.83
BAZ	1562	O-A	F				234.23	194.21	828.86	428.53	94.79	1.21		0.99
BAZ	1589	O-A	F?											
BAZ	1602	O-A	F?											
BAZ	671B	O-A	F	166.65	180.63	25.71	184.93	161.94	750.02	346.95	81.92	1.14	0.92	0.92
BAZ	388	ELL	M				306.56	213.07	799.63	519.51	102.99	1.44		0.73
BAZ	467	ELL	M											
BAZ	473	ELL	M	230.26	245.54	-37.74	268.36	206.89	886.76	475.27	102.73	1.30	0.94	0.94
BAZ	495	ELL?	M											
BAZ	497	ELL	M											
BAZ	501	ELL	M			67.83						1.54	1.35	1.35
BAZ	515	ELL	M	192.19	205.99	-21.71	208.84	188.76	734.68	397.77	86.24	1.11	0.93	0.93
BAZ	520	ELL	M	328.69	344.79	39.08	375.77	296.88	1090.60	672.72	134.84	1.27	0.95	0.95
BAZ	543	ELL	M	212.65	166.24	89.94	213.27	165.28	734.08	378.56	84.41	1.29	1.28	1.28
BAZ	555	ELL	M				243.56	156.29	768.22	399.69	88.76	1.56		1.44
BAZ	561	ELL	M	158.85	189.77	15.27	192.55	155.65	728.65	348.25	79.80	1.24	0.84	0.84
BAZ	566	ELL	M											
BAZ	574	ELL	M	172.36	166.27	-69.84	173.84	164.29	738.19	338.30	79.49	1.06	1.04	1.04
BAZ	578	ELL	M											
BAZ	614	ELL_DIST	M											
BAZ	625	ELL	M	176.96	241.43	5.92	242.52	175.49	743.38	417.94	88.69	1.38	0.73	0.73
BAZ	651	ELL	M				173.79	163.40	710.51	337.36	77.78	1.06		0.95
BAZ	658	ELL	M											
BAZ	669	ELL	M											
BAZ	679	ELL_DIST	M											
BAZ	684	ELL	M											
BAZ	686	ELL	M	381.73	236.87	83.62	384.97	233.55	898.07	618.17	120.56	1.65	1.61	1.61
BAZ	688	ELL	M									1.25		1.23
BAZ	782	ELL	M	204.18	241.24	13.64	243.90	200.97	884.51	444.95	99.69	1.21	0.85	0.85

NECRO POLIS	Burial	PERIOD	SEX	IX FEM	IY FEM	THET FEM	IMAX FEM	IMIN FEM	TA FEM	J FEM	ZP FEM	IXN FEM	IXY FEM	IXY FEMa
BAZ	788	ELL	M	243.66	196.93	-79.04	246.37	193.77	788.84	440.17	93.49	1.27	1.24	1.24
BAZ	803	ELL	M	238.24	273.22	32.88	298.60	212.38	855.19	510.89	105.30	1.41	0.87	0.87
BAZ	804	ELL	M	324.71	308.43	54.95	342.17	290.12	916.27	632.48	121.03	1.18	1.05	1.05
BAZ	816	ELL	M	223.73	315.11	-2.90	316.03	222.31	940.81	538.22	112.12	1.42	0.71	0.71
BAZ	858	ELL	M?											
BAZ	900	ELL	M				272.26	234.24	935.32	506.67	109.00	1.16		1.00
BAZ	901	ELL	M											
BAZ	909	ELL?	M	230.61	168.31	80.54	233.19	165.47	762.52	398.59	88.03	1.41	1.37	1.37
BAZ	954	ELL	M				278.56	212.98	825.47	491.53	101.37	1.31		0.79
BAZ	960	ELL	M	235.81	207.69	60.82	249.44	193.63	858.08	443.08	98.89	1.29	1.14	1.14
BAZ	964	ELL?	M	210.03	248.85	-20.00	255.14	203.20	876.02	458.39	100.83	1.26	0.84	0.84
BAZ	967	ELL	M				256.20	198.26	887.94	454.49	100.74	1.29		1.27
BAZ	968	ELL	M?											
BAZ	979	ELL	M				286.68	224.73	944.98	511.43	110.52	1.28		1.04
BAZ	1012	ELL	M	183.81	263.14	5.65	264.53	182.02	893.15	446.43	99.61	1.45	0.70	0.70
BAZ	1136	ELL	M	277.07	257.40	-76.02	279.54	254.03	963.09	533.88	112.40	1.10	1.08	1.08
BAZ	1138	ELL	M				416.17	296.10	1081.27	712.12	136.73	1.41		1.33
BAZ	1140	ELL	M											
BAZ	1152	ELL	M	287.16	311.01	-22.24	316.39	280.81	934.58	597.48	117.55	1.13	0.92	0.92
BAZ	1157	ELL	M											
BAZ	1169	ELL	M?											
BAZ	1172	ELL?	M											
BAZ	1192	ELL	M	216.72	270.52	8.29	272.22	214.42	815.94	486.68	99.46	1.27	0.80	0.80
BAZ	1210	ELL	M	226.29	247.73	31.49	260.90	212.50	819.69	473.49	98.58	1.23	0.91	0.91
BAZ	1211	ELL	M	256.71	278.57	12.13	280.31	254.00	949.40	534.64	112.07	1.10	0.92	0.92
BAZ	1243	ELL	M											
BAZ	1265	ELL	M	200.60	174.50	79.43	202.16	172.49	765.54	374.75	85.31	1.17	1.15	1.15
BAZ	1367	ELL	M	225.01	304.82	6.27	306.41	222.88	902.96	529.22	109.36	1.37	0.74	0.74
BAZ	1378	ELL	M?									1.23		1.13
BAZ	1385	ELL	M?											
BAZ	1388	ELL	M	257.32	294.31	32.32	319.47	231.58	989.77	550.97	117.16	1.38	0.87	0.87
BAZ	1393	ELL?	M	146.31	180.00	-0.17	180.26	145.67	816.39	325.97	81.99	1.24	0.81	0.81
BAZ	1400	ELL	M											
BAZ	1407	ELL	M				348.27	270.81	1021.79	619.13	124.63	1.29		1.21
BAZ	1415	ELL	M	193.01	197.12	-37.63	203.02	186.50	776.59	389.72	87.38	1.09	0.98	0.98
BAZ	1419	ELL	M	219.78	201.33	60.84	228.98	191.61	854.49	420.69	94.82	1.20	1.09	1.09
BAZ	1422	ELL	M	148.95	195.04	-13.49	198.17	145.47	686.12	343.61	77.02	1.36	0.76	0.76
BAZ	1433	ELL	M	194.04	237.75	-23.52	248.23	183.15	794.71	431.34	93.38	1.36	0.82	0.82
BAZ	1436	ELL	M				182.52	120.00	661.28	302.42	72.20	1.52		1.49
BAZ	1437	ELL	M				291.91	229.35	923.56	521.30	110.33	1.27		0.93
BAZ	1440	ELL	M				259.16	221.78	888.61	481.08	103.80	1.17		1.11
BAZ	1441	ELL	M	270.96	232.82	-69.37	278.22	225.01	938.52	503.30	109.01	1.24	1.16	1.16
BAZ	1453	ELL	M	271.46	277.81	-39.77	291.70	256.75	952.81	548.67	114.82	1.14	0.98	0.98
BAZ	1461	ELL	M											
BAZ	1463	ELL	M				209.34	172.53	802.56	381.94	88.38	1.21		1.15
BAZ	1466	ELL	M	259.31	252.83	-56.79	265.39	245.91	840.96	511.59	103.70	1.08	1.03	1.03
BAZ	1470	ELL	M	229.51	217.86	89.54	230.14	216.57	876.77	446.94	99.59	1.06	1.05	1.05
BAZ	1473	ELL	M	223.42	234.54	-2.22	234.96	222.22	859.71	457.46	99.15	1.06	0.95	0.95
BAZ	1477	ELL	M	233.49	188.03	80.12	235.67	185.45	808.81	421.15	93.00	1.27	1.24	1.24
BAZ	1478	ELL	M	209.30	256.38	8.79	258.02	207.07	804.58	465.16	96.74	1.25	0.82	0.82
BAZ	1482	ELL	M	245.99	211.10	-78.57	248.37	208.15	898.73	456.64	101.74	1.19	1.17	1.17
BAZ	1495	ELL	M	202.75	174.26	-66.19	210.47	166.13	813.38	376.64	87.43	1.27	1.16	1.16
BAZ	1500	ELL	M	310.33	262.70	-81.52	312.68	259.60	965.60	572.44	117.23	1.20	1.18	1.18
BAZ	1506	ELL	M				313.30	259.13	1026.85	572.57	120.49	1.21		0.85
BAZ	1608	ELL	M				192.89	164.73	729.12	357.73	80.60	1.17		0.96
BAZ	1659	ELL	M											
BAZ	1660	ELL	M	286.19	271.26	79.46	287.89	268.55	980.76	556.82	115.90	1.07	1.06	1.06
BAZ	1140B	ELL	M											
BAZ	396a	ELL	M			36.67						1.31	0.93	0.93
BAZ	470A	ELL	M				486.17	273.17	1023.70	758.71	140.66	1.78		1.61
BAZ	940	ELL	IND											
BAZ	1208	ELL	IND											
BAZ	484	ELL	F											
BAZ	496	ELL	F											
BAZ	517	ELL	F?				245.26	182.60	813.69	427.83	93.87	1.34		1.21
BAZ	551	ELL	F	184.76	163.29	88.69	185.17	162.49	736.81	347.75	81.56	1.14	1.13	1.13
BAZ	591	ELL	F			-1.90			1012.71			1.19	0.85	0.85
BAZ	597	ELL	F											
BAZ	617	ELL	F											

NECRO POLIS	Burial	PERIOD	SEX	IX FEM	IY FEM	THET FEM	IMAX FEM	IMIN FEM	TA FEM	J FEM	ZP FEM	IXN FEM	IXY FEM	IXY FEMa
BAZ	628	ELL	F											
BAZ	641	ELL	F				194.07	167.46	742.74	361.64	82.62	1.16		1.14
BAZ	650	ELL	F											
BAZ	653	ELL	F											
BAZ	678	ELL	F											
BAZ	685	ELL	F	190.31	196.60	-36.26	203.86	182.50	760.85	386.52	86.02	1.12	0.97	0.97
BAZ	687	ELL_DIST	F											
BAZ	770	ELL	F											
BAZ	777	ELL	F											
BAZ	784	ELL	F	152.28	212.98	-18.36	220.61	144.41	754.01	364.92	84.86	1.53	0.72	0.72
BAZ	800	ELL	F				176.37	133.97	737.21	310.32	76.67	1.32		0.87
BAZ	807	ELL	F	189.67	164.36	75.17	192.09	161.56	795.23	353.71	85.05	1.19	1.15	1.15
BAZ	820	ELL	F	187.37	262.66	15.17	268.99	180.72	847.92	449.57	98.74	1.49	0.71	0.71
BAZ	828	ELL	F?											
BAZ	914	ELL	F											
BAZ	915	ELL	F	330.38	327.69	-54.15	335.11	321.76	1051.26	657.35	130.74	1.04	1.01	1.01
BAZ	944	ELL	F?											
BAZ	962	ELL	F											
BAZ	965	ELL	F											
BAZ	1009	ELL	F?											
BAZ	1033	ELL	F	132.04	114.02	-77.02	133.31	112.51	563.28	245.86	60.09	1.18	1.16	1.16
BAZ	1121	ELL	F	228.48	248.82	-18.70	251.66	225.02	837.12	476.84	101.04	1.12	0.92	0.92
BAZ	1128	ELL	F				204.53	180.79	811.93	385.46	89.15	1.13		0.92
BAZ	1166	ELL	F				207.60	144.13	716.46	351.65	80.37	1.44		0.70
BAZ	1167	ELL	F											
BAZ	1250	ELL_DIST	F				214.37	178.44	813.83	392.90	89.93	1.20		0.90
BAZ	1261	ELL	F	107.36	149.88	4.33	150.18	106.88	670.39	257.02	67.32	1.41	0.72	0.72
BAZ	1319	ELL	F											
BAZ	1341	ELL	F											
BAZ	1357	ELL	F				188.34	154.29	751.12	342.68	81.38	1.22		0.87
BAZ	1410	ELL	F				157.73	135.87	733.98	293.67	74.29	1.16		1.09
BAZ	1427	ELL	F											
BAZ	1431	ELL	F	148.90	211.90	0.97	212.11	148.42	696.47	360.46	80.65	1.43	0.70	0.70
BAZ	1443	ELL	F				237.78	198.51	761.27	436.37	92.31	1.20		0.93
BAZ	1444	ELL	F?											
BAZ	1456	ELL	F									1.33		0.83
BAZ	1467	ELL	F	128.74	106.23	78.60	129.93	104.85	631.81	234.79	62.40	1.24	1.21	1.21
BAZ	1474	ELL	F											
BAZ	1475	ELL	F				174.53	148.12	802.26	322.72	81.35	1.18		1.08
BAZ	1479	ELL	F				195.29	172.65	786.39	368.06	85.97	1.13		1.10
BAZ	1483	ELL	F	207.86	185.77	-73.38	210.58	182.59	776.84	393.28	88.51	1.15	1.12	1.12
BAZ	1488	ELL	F											
BAZ	1647	ELL	F	170.63	263.42	-9.18	266.32	167.46	822.14	433.59	95.56	1.59	0.65	0.65
BAZ	1650	ELL	F	243.27	315.60	-14.27	321.16	237.14	895.70	558.25	112.30	1.35	0.77	0.77
BAZ	1657	ELL	F											
BAZ	1662	ELL	F	223.67	217.28	59.26	228.07	212.19	874.89	440.51	98.49	1.07	1.03	1.03
BAZ	396b	ELL	F				163.56	141.29	712.25	304.93	74.99	1.16		1.14
CAPE	257	O-A	M											
CAPE	141	O-A	F	220.80	194.89	-68.16	226.38	188.87	777.80	415.26	91.48	1.20	1.13	1.13
CAPE	171	O-A?	F	218.06	229.86	14.54	230.95	216.31	904.17	447.26	101.77	1.07	0.95	0.95
CAPE	108	IND	M											
CAPE	199	IND	M											
CAPE	202	IND	F											
CAPE	227	IND	F	202.66	175.72	75.02	205.29	172.68	792.36	377.98	87.88	1.19	1.15	1.15
CAPE	248	IND	F	172.65	152.77	-65.14	178.51	146.60	766.29	325.11	80.72	1.22	1.13	1.13
CAPE	131	ELL	M											
CAPE	143	ELL	M	221.50	194.75	69.73	226.42	189.35	842.10	415.77	95.05	1.20	1.14	1.14
CAPE	151	ELL	M	335.41	339.46	41.80	354.20	319.60	1075.44	673.79	134.19	1.11	0.99	0.99
CAPE	168	ELL	M	214.97	251.51	32.05	275.37	190.71	866.64	466.08	101.21	1.44	0.85	0.85
CAPE	175	ELL?	M											
CAPE	180	ELL	M	242.25	188.59	-85.22	243.44	187.01	840.79	430.45	96.02	1.30	1.28	1.28
CAPE	216	ELL	M	150.37	146.58	81.68	150.82	145.69	752.61	296.51	75.66	1.04	1.03	1.03
CAPE	144	ELL	F				202.33	181.22	794.21	383.54	88.15	1.12		1.08
CAPE	146	ELL	F	149.20	192.71	1.01	192.91	148.67	775.35	341.58	82.74	1.30	0.77	0.77
CAPE	172	ELL	F	284.21	250.51	-82.18	285.85	248.14	957.43	533.99	113.19	1.15	1.13	1.13
CAPE	188	ELL	F	221.99	214.33	-48.24	253.98	182.00	800.61	435.98	94.71	1.40	1.04	1.04
CAPE	190	ELL	F				185.40	162.03	683.70	347.43	78.67	1.14		1.12
CB	3	ROM?	M?											
CB	10	O-A	M											

NECRO POLIS	Burial	PERIOD	SEX	IX FEM	IY FEM	THET FEM	IMAX FEM	IMIN FEM	TA FEM	J FEM	ZP FEM	IXN FEM	IXY FEM	IXY FEMa
CB	33	O-A	M											
CB	34	O-A	M				200.23	188.82	830.70	389.13	90.21	1.06		1.05
CB	38	O-A	M	214.80	185.26	-65.19	223.67	175.97	819.57	399.64	90.95	1.27	1.16	1.16
CB	42	O-A	M				203.38	175.36	763.88	378.83	86.10	1.16		0.90
CB	44	O-A	M				336.52	232.60	1060.88	569.20	122.92	1.45		1.25
CB	47	O-A	M									1.14		1.12
CB	71	O-A	M											
CB	75	O-A	M				282.98	240.04	883.05	523.09	107.16	1.18		1.15
CB	77	O-A?	M?											
CB	82	O-A	M				186.40	138.47	691.28	324.93	75.14	1.35		1.33
CB	91	O-A	M											
CB	94	O-A	M											
CB	110	O-A	M											
CB	115	O-A	M											
CB	118	O-A	M?											
CB	126	O-A	M				288.48	182.55	896.15	471.11	103.55	1.58		0.87
CB	132	O-A	M				258.20	210.52	863.84	468.81	101.14	1.23		1.21
CB	140	O-A	M	168.81	196.10	-24.95	203.88	160.61	849.97	364.57	88.42	1.27	0.86	0.86
CB	143	O-A	M											
CB	172	O-A?	M	207.28	152.25	81.70	209.05	150.27	736.44	359.42	83.05	1.39	1.36	1.36
CB	173	O-A	M											
CB	2	O-A	F				271.85	216.89	928.05	488.84	107.16	1.25		0.80
CB	27	O-A	F											
CB	35	O-A	F											
CB	39	O-A	F											
CB	59	O-A	F											
CB	88	O-A	F				229.61	190.12	845.17	419.87	95.67	1.21		0.84
CB	98	O-A	F											
CB	103	O-A	F											
CB	105	O-A	F											
CB	171	O-A	F											
CB	181	O-A	F											
CB	193	O-A	F				237.62	150.80	804.15	388.42	89.91	1.58		0.64
CB	57B	O-A?	F?				156.04	136.25	653.09	292.39	70.10	1.15		0.89
CB	57A	IND	M				256.59	217.92	867.65	474.60	101.73	1.18		1.13
CB	54A	IND	F?									1.23		0.83
CB	32	ELL	M											
CB	62	ELL	M				216.77	160.72	843.50	377.57	89.66	1.35		0.76
CB	76	ELL	M?											
CB	84	ELL?	M											
CB	123	ELL	M?	257.53	204.66	65.43	272.50	189.38	838.05	461.97	98.92	1.44	1.26	1.26
CB	164	ELL	M				273.00	210.01	885.07	483.09	103.48	1.30		1.16
CB	54B	ELL	M				321.40	283.59	987.11	605.08	121.60	1.13		0.90
CB	11	ELL	F?											
CB	12	ELL	F				186.00	157.93	729.66	344.04	80.30	1.18		1.16
CB	50	ELL	F?									1.49		0.99
CB	67	ELL	F?											
CB	111	ELL	F											
CB	162	ELL	F											
CINTU	17ROM	ROM	M											
CINTU	TR56_T10	ROM?	M	241.10	204.52	60.81	258.69	186.57	845.70	445.20	97.71	1.39	1.18	1.18
CINTU	TR56_T3	ROM?	M	291.93	237.35	-63.41	311.37	217.54	974.43	528.79	114.35	1.43	1.23	1.23
CINTU	TR56_T1	ROM?	F	210.86	198.12	-88.98	211.45	196.93	857.47	408.58	94.45	1.07	1.06	1.06
CINTU	TR56_T8	ROM?	F	155.74	159.33	40.93	169.73	144.96	763.06	314.77	78.45	1.17	0.98	0.98
CINTU	5	O-A	M											
CINTU	14	O-A	M	207.65	226.61	-24.11	231.73	201.87	849.91	433.77	95.68	1.15	0.92	0.92
CINTU	17	O-A	M	253.93	320.40	-25.01	339.61	234.20	986.97	573.65	118.25	1.45	0.79	0.79
CINTU	18	O-A	M											
CINTU	19	O-A	M						1018.20			1.12		1.08
CINTU	23	O-A	M											
CINTU	26	O-A	M	331.74	263.02	-81.91	334.37	259.81	1009.73	594.21	123.11	1.29	1.26	1.26
CINTU	27	O-A	M											
CINTU	34	O-A	M	452.26	331.69	-81.93	456.67	326.70	1089.44	783.22	146.38	1.40	1.36	1.36
CINTU	53	O-A	M				278.48	239.86	928.43	518.52	109.62	1.16		1.02
CINTU	56	O-A	M											
CINTU	74	O-A	M											
CINTU	76	O-A	M	165.23	216.39	22.99	227.97	153.35	829.77	381.20	89.23	1.49	0.76	0.76
CINTU	80	O-A	M	186.75	193.11	36.62	200.89	178.45	831.77	379.48	89.77	1.13	0.97	0.97
CINTU	97	O-A	M	228.45	213.98	-61.92	235.22	206.56	889.01	441.96	99.10	1.14	1.07	1.07

NECRO POLIS	Burial	PERIOD	SEX	IX FEM	IY FEM	THET FEM	IMAX FEM	IMIN FEM	TA FEM	J FEM	ZP FEM	IXN FEM	IXY FEM	IXY FEMa
CINTU	105	O-A	M				218.98	172.52	841.09	391.52	91.67	1.27		1.26
CINTU	106	O-A	M	190.85	178.53	54.29	204.92	164.07	770.77	369.03	84.96	1.25	1.07	1.07
CINTU	108	O-A	M											
CINTU	115	O-A	M				221.20	191.97	870.62	413.31	94.96	1.15		1.08
CINTU	119	O-A	M	410.33	264.29	88.35	412.22	262.20	1077.48	674.08	135.11	1.57	1.55	1.55
CINTU	125	O-A	M											
CINTU	131	O-A	M	286.95	262.75	-77.48	289.33	259.51	998.22	549.12	116.72	1.11	1.09	1.09
CINTU	135	O-A	M	197.29	165.59	-84.38	198.09	164.43	705.55	362.57	81.61	1.20	1.19	1.19
CINTU	136	O-A	M											
CINTU	137	O-A	M											
CINTU	142	O-A	M	215.80	222.09	12.52	222.74	214.41	798.31	437.43	93.67	1.04	0.97	0.97
CINTU	143	O-A	M				193.89	173.46	872.27	367.50	89.85	1.12		0.94
CINTU	156	O-A	M				311.56	240.64	852.88	552.22	108.67	1.29		1.28
CINTU	160	O-A	M	269.42	263.84	75.21	270.69	261.70	937.47	532.72	112.07	1.03	1.02	1.02
CINTU	180	O-A	M											
CINTU	184	O-A	M	181.16	260.84	-2.84	261.62	180.00	787.29	441.49	92.96	1.45	0.69	0.69
CINTU	191	O-A	M											
CINTU	193	O-A	M											
CINTU	195	O-A	M											
CINTU	199	O-A	M?											
CINTU	203	O-A	M											
CINTU	205	O-A	M											
CINTU	210	O-A	M	228.18	190.49	83.78	229.30	188.92	790.70	418.29	91.82	1.21	1.20	1.20
CINTU	212	O-A	M	200.81	168.92	-74.77	204.05	165.28	834.89	369.39	87.97	1.23	1.19	1.19
CINTU	217	O-A	M											
CINTU	224	O-A	M	160.94	147.98	-76.67	162.16	146.36	747.99	308.63	76.68	1.11	1.09	1.09
CINTU	238	O-A	M											
CINTU	242	O-A	M											
CINTU	254	O-A?	M				204.48	175.84	854.13	380.41	91.22	1.16		0.91
CINTU	257	O-A	M											
CINTU	279	O-A?	M	264.05	293.75	31.38	311.79	245.31	978.37	557.15	116.16	1.27	0.90	0.90
CINTU	284	O-A?	M?											
CINTU	290	O-A?	M	332.09	270.97	-60.16	363.79	238.92	1006.69	602.46	123.72	1.52	1.23	1.23
CINTU	293	O-A	M	272.55	202.36	80.52	275.47	199.11	938.57	474.51	106.80	1.38	1.35	1.35
CINTU	298	O-A	M				318.26	210.56	986.01	528.62	115.53	1.51		1.48
CINTU	300	O-A	M				235.09	194.09	839.41	429.28	95.25	1.21		1.20
CINTU	319	O-A	M	279.19	234.17	62.20	297.67	215.28	884.06	512.88	107.30	1.38	1.19	1.19
CINTU	321	O-A	M				237.14	184.39	873.65	421.55	96.68	1.29		1.27
CINTU	325	O-A	M	183.45	158.61	-80.98	184.70	156.94	742.75	341.74	80.06	1.18	1.16	1.16
CINTU	ANAS_2	O-A	M											
CINTU	9	O-A	F											
CINTU	46	O-A	F	219.08	269.73	14.34	273.62	214.65	869.25	488.30	104.03	1.27	0.81	0.81
CINTU	100	O-A	F	183.84	129.46	85.68	184.66	128.47	743.10	313.07	77.56	1.44	1.42	1.42
CINTU	110	O-A	F	130.75	130.15	47.08	136.01	124.57	618.59	260.67	64.59	1.09	1.00	1.00
CINTU	128	O-A	F											
CINTU	130	O-A	F	226.28	289.86	-5.22	290.85	224.72	882.66	515.58	107.37	1.29	0.78	0.78
CINTU	133	O-A	F											
CINTU	148	O-A	F											
CINTU	157	O-A	F				149.44	144.85	694.99	294.43	72.72	1.03		1.00
CINTU	167	O-A	F	173.69	211.06	-12.27	213.12	171.21	759.25	384.37	86.63	1.24	0.82	0.82
CINTU	173	O-A	F	237.79	180.98	77.64	241.45	177.01	852.47	418.41	95.90	1.36	1.31	1.31
CINTU	177	O-A	F											
CINTU	178	O-A	F											
CINTU	192	O-A	F											
CINTU	198	O-A	F?											
CINTU	201	O-A	F											
CINTU	207	O-A	F				184.71	171.00	806.61	355.85	85.83	1.08		1.01
CINTU	209	O-A	F	194.28	240.25	-6.44	241.07	193.00	816.50	434.11	95.27	1.25	0.81	0.81
CINTU	211	O-A	F	245.44	254.84	-28.65	259.02	240.52	803.74	499.78	101.01	1.08	0.96	0.96
CINTU	214	O-A	F	172.11	131.02	-89.85	172.51	130.42	693.30	302.91	73.79	1.32	1.31	1.31
CINTU	215	O-A	F											
CINTU	255	O-A	F											
CINTU	296	O-A	F	140.61	151.58	-37.23	166.43	125.50	678.55	291.92	71.62	1.33	0.93	0.93
CINTU	297	O-A	F											
CINTU	301	O-A	F	192.81	221.72	-6.37	222.31	191.71	829.33	414.12	93.96	1.16	0.87	0.87
CINTU	302	O-A	F	159.16	138.04	-74.77	161.26	135.63	731.54	296.94	75.05	1.19	1.15	1.15
CINTU	303	O-A	F	195.09	205.43	22.66	207.75	192.21	842.36	400.13	93.11	1.08	0.95	0.95
CINTU	322	O-A	F	246.82	254.74	-34.17	261.56	239.27	1000.57	501.06	112.69	1.09	0.97	0.97
CINTU	ANAS_1	O-A	F											

NECRO POLIS	Burial	PERIOD	SEX	IX FEM	IY FEM	THET FEM	IMAX FEM	IMIN FEM	TA FEM	J FEM	ZP FEM	IXN FEM	IXY FEM	IXY FEMa
CINTU	SS17_T10	IND	M	272.44	176.96	89.27	273.50	175.76	813.29	449.06	96.67	1.56	1.54	1.54
CINTU	UNC 1	IND	M	253.44	243.44	-69.16	256.06	240.00	908.33	496.36	106.18	1.07	1.04	1.04
CINTU	UNC 2	IND	M	263.26	341.17	-16.78	349.84	253.92	1005.84	603.68	121.93	1.38	0.77	0.77
CINTU	249b	IND	F											
CINTU	SS17_T11	IND	F	158.47	135.02	71.52	161.82	131.39	745.82	293.24	75.22	1.23	1.17	1.17
CINTU	SS17_T12	IND	F	154.43	154.17	-62.64	154.91	153.26	675.87	308.32	73.53	1.01	1.00	1.00
CINTU	SS17_T13	IND	F	166.36	178.54	-27.89	183.32	161.17	758.99	344.58	82.23	1.14	0.93	0.93
CINTU	SS17_T13a	IND	F											
CINTU	SS17_T9	IND	F	201.54	171.49	-66.12	209.40	163.31	796.22	372.71	87.91	1.28	1.18	1.18
CINTU	36	ELL	M	180.10	176.89	-52.64	185.45	171.03	737.94	356.64	82.22	1.08	1.02	1.02
CINTU	50	ELL	M				194.09	159.80	741.68	353.95	81.31	1.21		1.10
CINTU	70	ELL	M	265.42	250.39	49.74	305.71	209.70	866.27	515.26	105.76	1.46	1.06	1.06
CINTU	75	ELL	M	202.55	208.88	36.30	216.27	194.56	775.95	411.00	89.73	1.11	0.97	0.97
CINTU	78	ELL	M				274.20	248.22	959.31	522.67	112.08	1.10		1.09
CINTU	83	ELL	M			-88.03			754.49			1.37	1.35	1.35
CINTU	89	ELL	M	254.64	233.65	58.20	268.93	218.77	900.59	487.79	104.95	1.23	1.09	1.09
CINTU	96	ELL	M	209.39	191.55	56.39	224.55	175.95	785.76	400.53	89.30	1.28	1.09	1.09
CINTU	98	ELL	M				279.17	214.17	920.75	493.35	106.93	1.30		1.29
CINTU	170	ELL	M				258.25	215.58	904.50	473.94	103.88	1.20		1.17
CINTU	175	ELL	M											
CINTU	183	ELL	M											
CINTU	188	ELL	M	312.02	253.37	75.17	317.59	247.24	925.33	564.86	114.39	1.28	1.23	1.23
CINTU	231	ELL	M	225.77	252.63	23.79	259.49	218.26	873.23	477.88	102.48	1.19	0.89	0.89
CINTU	241	ELL	M	219.30	259.71	-22.19	268.14	210.31	923.99	478.49	105.48	1.27	0.84	0.84
CINTU	248	ELL	M	224.97	246.27	-3.12	246.76	223.75	978.65	470.73	107.49	1.10	0.91	0.91
CINTU	249	ELL	M				280.74	188.89	959.02	469.48	107.00	1.49		1.47
CINTU	274	ELL	M	244.57	263.39	-6.26	264.10	243.02	877.36	507.40	105.77	1.09	0.93	0.93
CINTU	277	ELL	M											
CINTU	292	ELL	M	309.20	325.76	-37.11	348.04	286.05	1019.70	634.24	126.91	1.22	0.95	0.95
CINTU	309	ELL	M				329.20	242.21	1014.30	571.36	120.79	1.36		1.17
CINTU	313	ELL	M	263.15	197.99	-74.31	269.69	191.15	829.16	460.74	98.76	1.41	1.33	1.33
CINTU	60	ELL	F											
CINTU	67	ELL	F	181.77	187.66	34.44	192.84	176.10	722.94	369.08	83.13	1.10	0.97	0.97
CINTU	68	ELL	F											
CINTU	79	ELL	F	145.82	187.48	-4.56	187.87	145.13	712.11	332.99	78.57	1.29	0.78	0.78
CINTU	81	ELL	F	196.29	233.60	-11.84	235.53	193.88	852.38	429.46	96.89	1.21	0.84	0.84
CINTU	122	ELL	F	168.87	207.74	-18.99	213.15	163.10	743.11	376.24	85.58	1.31	0.81	0.81
CINTU	138	ELL	F											
CINTU	141	ELL	F											
CINTU	204	ELL	F				177.79	159.54	748.06	337.44	80.56	1.11		1.02
CINTU	223	ELL	F	212.40	193.00	67.66	216.98	187.93	812.17	405.03	92.12	1.15	1.10	1.10
CINTU	233	ELL	F	134.17	123.07	-86.06	134.52	122.40	626.57	257.01	64.62	1.10	1.09	1.09
CINTU	265	ELL	F				177.14	156.93	750.98	334.17	80.31	1.13		0.92
CINTU	267	ELL	F	219.95	195.70	-73.46	222.88	192.30	859.32	415.28	95.75	1.16	1.12	1.12
CINTU	273	ELL	F	212.00	217.11	-39.23	226.97	201.57	796.41	428.69	93.47	1.13	0.98	0.98
CINTU	276	ELL	F				178.13	140.46	764.98	318.60	79.07	1.27		1.26
CINTU	306	ELL	F				208.12	164.01	735.13	372.15	83.74	1.27		0.79
CINTU	312	ELL	F				159.23	138.63	687.74	297.92	73.03	1.15		1.03
CINTU	316	ELL	F				156.51	141.10	656.72	297.71	70.99	1.11		1.01
CR	3	O-A	M	202.83	219.22	24.06	223.60	197.82	830.32	421.42	93.50	1.13	0.93	0.93
CR	5	O-A	M											
CR	15	O-A	M				244.89	162.64	840.32	407.53	94.26	1.51		1.49
CR	21	O-A	M									1.21		1.13
CR	23	O-A	M	181.38	156.71	-74.82	183.83	153.90	821.78	337.73	84.16	1.19	1.16	1.16
CR	1	O-A	F	238.81	197.73	89.60	239.60	196.45	930.99	436.05	100.94	1.22	1.21	1.21
CR	2	O-A	F											
CR	9	O-A	F									1.14		0.90
CR	11	O-A	F				182.04	139.98	743.59	322.02	78.83	1.30		1.29
CR	13	O-A	F				216.92	190.46	726.65	407.38	87.78	1.14		1.12
CR	19	O-A	F				383.22	288.97	1073.29	672.19	134.74	1.33		1.30
CR	24	O-A	F									1.18		1.15
FOS	117	V SEC	M											
FOS	134	V SEC	M	257.17	201.76	73.70	263.32	195.22	823.71	458.54	97.46	1.35	1.27	1.27
FOS	186	V SEC	M				273.89	219.98	865.79	493.87	102.84	1.25		0.87
FOS	207	V SEC	M	168.41	148.62	63.05	175.86	140.86	758.65	316.71	78.20	1.25	1.13	1.13
FOS	246	V SEC	M	249.49	222.18	-84.36	250.50	220.56	849.89	471.06	101.29	1.14	1.12	1.12
FOS	275	V SEC	M	312.61	248.56	82.90	314.83	245.77	940.41	560.60	114.70	1.28	1.26	1.26
FOS	484	V SEC	M	198.53	189.20	-65.44	201.56	185.65	825.02	387.21	90.24	1.09	1.05	1.05
FOS	405A	V SEC	M	234.96	263.91	-26.79	274.22	223.99	948.71	498.21	108.48	1.22	0.89	0.89

NECRO POLIS	Burial	PERIOD	SEX	IX FEM	IY FEM	THET FEM	IMAX FEM	IMIN FEM	TA FEM	J FEM	ZP FEM	IXN FEM	IXY FEM	IXY FEMa
FOS	157	O-A	M				231.48	164.04	795.88	395.53	89.82	1.41		1.37
FOS	163	O-A	M	266.96	240.33	62.32	278.29	228.34	944.26	506.63	109.17	1.22	1.11	1.11
FOS	184	O-A	M						909.07			1.23		0.93
FOS	197	O-A	M											
FOS	215	O-A	M	250.61	224.89	57.49	269.37	205.66	889.25	475.03	103.21	1.31	1.11	1.11
FOS	222	O-A	M											
FOS	255	O-A	M											
FOS	270	O-A	M	303.09	274.54	-56.34	327.36	249.68	1042.39	577.04	123.20	1.31	1.10	1.10
FOS	296	O-A	M											
FOS	319	O-A	M	255.90	227.48	-82.80	257.28	225.41	953.51	482.69	107.30	1.14	1.12	1.12
FOS	320	O-A	M			47.27						1.26	1.02	1.02
FOS	435	O-A	M	205.74	199.35	51.76	217.46	187.08	780.26	404.54	89.22	1.16	1.03	1.03
FOS	437	O-A	M	339.48	261.23	89.41	340.69	259.49	1038.35	600.18	125.24	1.31	1.30	1.30
FOS	457	O-A	M											
FOS	464	O-A	M	237.37	187.17	85.67	238.41	185.74	777.71	424.15	91.50	1.28	1.27	1.27
FOS	534	O-A	M	237.77	221.21	-82.58	238.86	219.40	832.88	458.26	97.83	1.09	1.07	1.07
FOS	561	O-A	M	259.49	277.90	-6.50	278.73	257.73	1030.65	536.46	117.03	1.08	0.93	0.93
FOS	562	O-A	M	200.11	172.96	-84.10	201.08	171.51	778.51	372.60	85.24	1.17	1.16	1.16
FOS	567	O-A	M?	225.93	211.59	76.94	227.42	209.46	798.52	436.88	93.78	1.09	1.07	1.07
FOS	572	O-A	M				232.67	221.93	804.64	454.60	96.18	1.05		1.02
FOS	405B	O-A	M	270.31	231.44	-79.93	272.65	228.43	928.05	501.08	107.34	1.19	1.17	1.17
FOS	520ridA	O-A	M				304.16	235.49	948.12	539.64	112.88	1.29		0.98
FOS	159	O-A	F	245.65	296.30	-12.48	299.41	241.87	957.14	541.28	114.29	1.24	0.83	0.83
FOS	208	O-A	F	185.80	212.57	8.64	213.45	184.40	815.38	397.85	90.81	1.16	0.87	0.87
FOS	301	O-A	F?	226.96	216.19	-71.75	228.99	213.49	872.95	442.49	98.78	1.07	1.05	1.05
FOS	344	O-A	F				204.25	167.25	770.44	371.49	85.82	1.22		0.83
FOS	524	O-A	F	182.85	200.95	-18.44	203.42	179.86	835.61	383.28	90.04	1.13	0.91	0.91
FOS	556	O-A	F	198.71	173.46	-86.83	199.35	172.37	803.59	371.72	87.84	1.16	1.15	1.15
FOS	182	IND	M				251.09	210.79	860.76	461.88	99.51	1.19		1.17
FOS	323	IND	F?	188.83	190.91	-40.50	195.99	183.20	803.43	379.18	87.93	1.07	0.99	0.99
FOS	76	ELL	M?				211.74	178.26	804.92	390.00	89.94	1.19		0.91
FOS	110	ELL	M	213.80	201.86	53.41	229.60	185.58	830.90	415.18	93.30	1.24	1.06	1.06
FOS	140	ELL	M	238.78	205.56	-68.13	246.00	197.86	807.89	443.86	95.07	1.24	1.16	1.16
FOS	201	ELL	M	307.47	263.98	-72.88	313.23	257.52	981.47	570.75	119.12	1.22	1.16	1.16
FOS	213	ELL	M	322.20	244.45	68.15	338.63	227.68	966.55	566.31	116.58	1.49	1.32	1.32
FOS	235	ELL	M	294.53	284.20	66.22	298.25	279.47	1022.22	577.72	120.91	1.07	1.04	1.04
FOS	328	ELL	M			-45.08			850.69			1.15	1.00	1.00
FOS	333	ELL	M	226.38	195.77	-56.68	250.76	171.09	796.20	421.85	92.75	1.47	1.16	1.16
FOS	370	ELL	M											
FOS	401	ELL	M											
FOS	402	ELL	M			-84.58						1.45	1.42	1.42
FOS	407	ELL	M				276.44	242.82	915.80	519.26	109.29	1.14		0.90
FOS	418	ELL	M											
FOS	432	ELL	M	279.48	265.75	52.52	300.82	243.72	958.62	544.54	114.17	1.23	1.05	1.05
FOS	447	ELL	M	221.19	252.27	-33.87	277.93	195.12	842.87	473.05	100.26	1.42	0.88	0.88
FOS	469	ELL	M	224.39	221.20	47.08	247.65	197.45	842.85	445.10	97.69	1.25	1.01	1.01
FOS	488	ELL	M	257.72	249.29	48.04	296.00	210.58	916.55	506.57	107.82	1.41	1.03	1.03
FOS	491	ELL	M											
FOS	503	ELL	M	209.08	200.79	-54.79	218.40	190.88	816.80	409.28	91.41	1.14	1.04	1.04
FOS	504	ELL	M			82.32			722.95			1.27	1.25	1.25
FOS	505	ELL	M	185.01	195.92	-21.33	198.20	182.10	760.77	380.30	84.80	1.09	0.94	0.94
FOS	516	ELL	M				314.10	301.67	1046.29	615.77	126.03	1.04		0.98
FOS	518	ELL	M	285.82	326.97	28.16	344.10	267.93	976.83	612.03	121.83	1.28	0.87	0.87
FOS	520	ELL	M	248.34	250.11	-43.20	260.89	236.77	916.85	497.66	106.49	1.10	0.99	0.99
FOS	542	ELL	M											
FOS	124C	ELL	M?				179.16	139.71	690.84	318.87	75.76	1.28		0.87
FOS	124E	ELL	M			-74.22						1.77	1.61	1.61
FOS	2A	ELL	M											
FOS	330C	ELL	M	271.35	244.34	64.67	280.22	234.82	884.70	515.04	106.95	1.19	1.11	1.11
FOS	330D	ELL	M			6.73			755.63			1.19	0.85	0.85
FOS	330E	ELL	M	240.97	226.23	58.27	251.11	215.47	880.26	466.58	101.65	1.17	1.07	1.07
FOS	430A	ELL	M	372.77	239.23	-89.67	374.48	237.36	1014.85	611.84	124.12	1.58	1.56	1.56
FOS	430D	ELL	M	261.44	210.51	-86.38	262.46	209.03	810.07	471.49	98.38	1.26	1.24	1.24
FOS	516ridA	ELL	M	305.20	289.52	-49.26	352.92	241.33	900.19	594.26	115.91	1.46	1.05	1.05
FOS	63B	ELL	M	239.39	202.06	63.21	253.08	188.00	861.73	441.08	98.40	1.35	1.18	1.18
FOS	85	ELL	F	213.82	171.21	-88.31	214.42	170.26	807.64	384.68	89.50	1.26	1.25	1.25
FOS	122	ELL	F											
FOS	204	ELL	F											
FOS	220	ELL	F	210.28	162.73	-81.80	211.79	160.96	804.07	372.75	88.33	1.32	1.29	1.29

NECRO POLIS	Burial	PERIOD	SEX	IX FEM	IY FEM	THET FEM	IMAX FEM	IMIN FEM	TA FEM	J FEM	ZP FEM	IXN FEM	IXY FEM	IXY FEMa
FOS	223	ELL	F	164.44	147.94	-79.55	165.47	146.53	713.65	311.99	75.25	1.13	1.11	1.11
FOS	225	ELL	F			82.05			745.28			1.11	1.10	1.10
FOS	252	ELL	F									1.26		1.00
FOS	265	ELL	F	323.39	251.27	-80.16	326.62	247.56	982.97	574.19	120.12	1.32	1.29	1.29
FOS	279	ELL	F	160.26	174.68	-1.29	174.85	159.62	786.89	334.48	81.96	1.10	0.92	0.92
FOS	288	ELL	F	138.70	130.56	-63.72	141.73	127.19	653.98	268.92	67.10	1.11	1.06	1.06
FOS	351	ELL	F											
FOS	381	ELL	F											
FOS	410	ELL	F	125.63	114.97	61.50	130.34	110.05	582.89	240.39	60.83	1.18	1.09	1.09
FOS	417	ELL	F	209.51	232.61	-33.31	250.26	191.41	832.65	441.67	96.66	1.31	0.90	0.90
FOS	427	ELL	F											
FOS	431	ELL	F	209.80	163.33	-85.11	210.61	162.24	685.84	372.85	81.51	1.30	1.28	1.28
FOS	544	ELL	F				225.46	193.29	797.72	418.75	92.24	1.17		1.12
FOS	124A	ELL	F				168.72	148.05	706.14	316.77	75.94	1.14		1.02
FOS	124B	ELL	F	179.34	183.12	-41.93	197.98	164.09	766.28	362.07	84.49	1.21	0.98	0.98
FOS	124D	ELL	F				203.53	135.25	696.39	338.78	78.07	1.50		1.47
FOS	330B	ELL	F	219.72	219.33	46.06	229.82	208.61	807.76	438.43	94.56	1.10	1.00	1.00
FOS	430B	ELL	F	170.63	171.47	-44.58	191.32	150.44	732.11	341.76	80.21	1.27	1.00	1.00
FOS	430C	ELL	F											
FOS	516ridB	ELL	F?				256.83	202.71	997.99	459.54	108.60	1.27		1.13
FOS	520ridB	ELL	F	134.97	135.51	43.82	139.76	130.39	679.97	270.14	69.08	1.07	1.00	1.00
FOS	63A	ELL	F	240.85	245.31	32.41	248.38	237.03	859.66	485.41	103.13	1.05	0.98	0.98
FOS	63C	ELL	F				256.33	202.76	761.85	459.09	94.16	1.26		0.99
NAV	8	ROM?	M	390.45	291.93	-73.72	401.09	280.85	1022.66	681.94	132.82	1.43	1.34	1.34
NAV	1B	ELL	M	253.28	176.17	87.27	254.33	174.91	845.66	429.23	95.98	1.45	1.44	1.44
NAV	4	ELL	F				154.30	121.27	685.67	275.57	70.49	1.27		1.24
PELT	134	O-A	F											
PELT	111	ELL	M	244.29	238.69	54.17	251.68	230.53	928.30	482.21	105.72	1.09	1.02	1.02
PELT	112	ELL	M											
PELT	114	ELL	M											
PELT	133	ELL	M	204.91	232.43	-2.00	232.91	203.76	865.92	436.68	96.82	1.14	0.88	0.88
PELT	113	ELL	F	226.67	162.05	87.25	227.46	161.04	799.42	388.50	89.73	1.41	1.40	1.40
PELT	130	ELL	F											
PELT	132	ELL	F											
POG	12	O-A	M				256.68	221.23	864.60	477.91	101.74	1.16		0.90
POG	13	O-A?	M?			32.69						1.22	0.92	0.92
POG	15	O-A	M	318.50	240.80	86.40	319.80	239.07	937.31	558.87	115.53	1.34	1.32	1.32
POG	25	O-A	M	197.38	198.78	42.47	204.74	190.84	885.55	395.58	94.20	1.07	0.99	0.99
POG	29	O-A	M											
POG	11	O-A?	F											
POG	41	O-A?	F				238.08	226.11	878.28	464.19	101.78	1.05		1.00
POG	56	IND	M				237.57	131.35	816.45	368.91	88.61	1.81		1.79
POG	85	IND	M	248.52	253.55	43.04	285.58	215.97	849.25	501.55	103.46	1.32	0.98	0.98
POG	87	IND	M	222.51	222.81	-45.07	231.83	212.82	881.57	444.65	99.64	1.09	1.00	1.00
POG	90	IND	M									1.43		0.82
POG	99	IND	M				302.68	246.01	971.68	548.69	114.87	1.23		0.87
POG	107	IND	M	309.03	209.73	73.33	320.11	198.52	945.73	518.63	111.67	1.61	1.47	1.47
POG	121	IND	M	202.82	222.47	26.10	228.92	195.79	850.69	424.72	95.33	1.17	0.91	0.91
POG	126	IND	M				349.47	303.25	1103.03	652.72	134.10	1.15		1.12
POG	131	IND	M	299.46	287.66	-53.49	315.53	270.73	939.21	586.26	117.67	1.17	1.04	1.04
POG	133	IND	M			20.61						1.19	0.88	0.88
POG	139	IND	M	308.82	353.43	-19.03	360.16	301.13	1067.59	661.29	133.50	1.20	0.87	0.87
POG	141	IND	M	378.18	305.31	-69.91	391.06	291.79	1076.66	682.85	135.43	1.34	1.24	1.24
POG	153	IND	M											
POG	182	IND	M				214.06	170.02	780.97	384.08	86.68	1.26		1.25
POG	186	IND	M?											
POG	204	IND	M											
POG	207	IND	M	234.74	195.92	86.17	235.65	194.54	858.39	430.19	96.56	1.21	1.20	1.20
POG	208	IND	M	278.51	325.87	-10.92	328.55	274.89	1011.76	603.44	123.10	1.20	0.85	0.85
POG	209	IND	M									1.45		0.71
POG	213	IND	M	285.85	276.87	-53.53	298.28	263.58	975.30	561.86	117.31	1.13	1.03	1.03
POG	51 or 55	IND	M			-5.95						1.14	0.88	0.88
POG	54	IND	IND											
POG	61	IND	IND											
POG	91	IND	IND											
POG	102	IND	IND											
POG	122	IND	IND											
POG	152	IND	IND											
POG	36	IND	F									1.25		0.96

NECRO POLIS	Burial	PERIOD	SEX	IX FEM	IY FEM	THET FEM	IMAX FEM	IMIN FEM	TA FEM	J FEM	ZP FEM	IXN FEM	IXY FEM	IXY FEMa
POG	89	IND	F	155.34	213.35	15.40	218.38	150.02	761.34	368.40	84.77	1.46	0.73	0.73
POG	94	IND	F				198.37	174.01	777.69	372.38	86.14	1.14		0.94
POG	95	IND	F				166.25	131.03	744.12	297.28	75.92	1.27		0.80
POG	97	IND	F	148.97	140.83	55.90	156.38	133.10	667.20	289.48	71.02	1.17	1.06	1.06
POG	101	IND	F											
POG	110	IND	F	200.29	145.00	79.41	202.89	142.21	761.61	345.11	82.23	1.43	1.38	1.38
POG	117	IND	F											
POG	123	IND	F	279.83	227.49	-61.96	301.62	205.39	856.52	507.01	105.43	1.47	1.23	1.23
POG	125	IND	F											
POG	159	IND	F				145.47	134.08	681.55	279.55	70.83	1.08		0.92
POG	184	IND	F											
POG	219	IND	F	179.37	191.91	-18.03	193.54	177.23	759.51	370.77	84.77	1.09	0.93	0.93
POG	221	IND	F	192.56	178.56	-60.58	199.68	171.03	714.11	370.71	82.60	1.17	1.08	1.08
POG	115 or 145	IND	F											
POG	44	ELL	M				233.35	189.32	791.99	422.67	91.72	1.23		1.00
POG	37	ELL	F	161.19	143.73	-58.69	171.96	132.70	683.61	304.66	73.46	1.30	1.12	1.12

Appendix 24 – CSG properties of the femur of the non-Iron Age comparative samples. Size-standardized data.

Abbreviations as in the title page of Appendices 1, 11-15.

PERIOD	Burial	SEX	IX FEM	IY FEM	THET FEM	IMAX FEM	IMIN FEM	TA FEM	J FEM	ZP FEM	IXN FEM	IXY FEM
NEOL	Arene Candide 2TINFI	M	175.35	122.12	78.96	177.45	120.01	727.98	297.47	75.05	1.48	1.44
NEOL	Arene Candide 6PE	M									1.64	
NEOL	Arene Candide 7PE	M	274.06	200.32	66.76	290.74	183.64	805.03	474.38	98.91	1.58	1.37
NEOL	Arene Candide 8PE	M	173.10	162.05	71.81	174.43	160.72	768.42	335.15	80.59	1.09	1.07
NEOL	Arene Candide EVIPE	M	367.78	274.20	-84.94	368.52	273.46	980.52	641.98	126.94	1.35	1.34
NEOL	Arene Candide III ROMA	M				373.66	243.00		616.65	125.74	1.54	
NEOL	Arene Candide IV ROMA	M				300.37	179.15		479.53	106.94	1.68	
NEOL	Arene Candide IXFI	M				289.26	216.81		507.49	112.79	1.33	
NEOL	Arene Candide VROMA	M				371.59	243.13		614.72	131.82	1.53	
NEOL	Arene Candide XIII FI	M	292.37	294.18		335.57	258.27	980.41	585.92	120.41	1.33	0.99
NEOL	Arma dell'Aquila IIFI	M	237.60	198.96		241.75	198.06	825.06	436.18	96.27	1.23	1.19
NEOL	Arma dell'Aquila III	M									1.24	
NEOL	Bergeggi 2PE	M	214.71	192.23		264.29	144.77	803.35	406.57	92.92	1.85	1.12
NEOL	Bergeggi 3PE	M									1.37	1.32
NEOL	Bergeggi 4PE	M				252.62	201.29	866.53	456.10	101.27	1.23	
NEOL	Bergeggi A2FI	M	259.71	169.59		267.21	166.72	849.95	429.04	97.00	1.64	1.53
NEOL	Pollera 10PE	M	319.06	201.99	71.28	334.25	186.81	955.04	521.06	115.45	1.79	1.58
NEOL	Pollera 13PE	M	379.12	236.83	74.14	391.61	224.34	959.80	615.95	123.45	1.75	1.60
NEOL	Pollera 22PE	M										
NEOL	Pollera 30PE	M	234.97	160.32	-83.96	235.81	159.48	778.84	395.29	89.09	1.48	1.47
NEOL	Pollera 32PE	M										
NEOL	Pollera 6246PE	M	271.85	202.77	65.14	290.74	183.88	908.35	474.62	105.83	1.58	1.34
NEOL	Arene Candide EIVPE	F	202.00	162.32	-83.06	202.59	161.73	799.86	364.32	87.46	1.25	1.24
NEOL	Arene Candide VIII FI	F				258.17	236.16		491.29	110.40	1.09	
NEOL	Arene Candide XIII FI	F	302.56	211.60	-79.51	305.79	208.37	845.91	514.16	106.20	1.47	1.43
NEOL	Arma dell'Aquila IFI	F	175.79	182.56	-34.28	188.45	169.90	737.22	358.35	83.52	1.11	0.96
NEOL	Arma dell'Aquila VFI	F	258.14	174.97	82.23	259.72	173.39	872.20	433.12	99.17	1.50	1.48
NEOL	Bergeggi 5PE	F	158.41	125.81		160.59	124.08	654.66	284.01	70.02	1.29	1.26
NEOL	Boragni 1FI	F	300.58	222.33		306.86	221.08	867.05	522.49	108.02	1.41	1.35
NEOL?	Arma del Morto III	F				234.82	181.45		417.52	92.36	1.29	
NEOL	Pollera 12PE	F	221.48	187.09	-81.96	222.18	186.39	839.44	408.57	94.31	1.19	1.18
NEOL	Pollera 14PE	F	166.92	174.37	25.81	176.65	164.64	751.42	341.29	82.39	1.07	0.96
NEOL	Pollera 1TINFI	F	193.75	194.09	44.47	202.86	184.98	793.79	387.84	89.48	1.10	1.00
NEOL	Pollera 33PE	F	244.89	220.88	86.95	244.95	220.81	876.41	465.77	102.08	1.11	1.11
NEOL?	Tana I	F				247.72	162.57		412.21	95.27	1.52	
MED	S. PARAGORIO 04 US4319	M	228.58	145.06	-87.45	228.75	144.89	772.85	373.64	86.19	1.58	1.58
MED	S. PARAGORIO 04 US5112 T25	M	254.30	251.64	45.72	305.68	200.26	871.56	505.94	106.40	1.53	1.01
MED	S. PARAGORIO 04 US5135 T32	M	290.92	248.79	-54.32	335.78	203.93	951.07	539.71	115.49	1.65	1.17
MED	S. PARAGORIO 04 US5144 T33	M	255.34	262.09	28.38	264.87	252.56	929.61	517.44	109.78	1.05	0.97
MED	S. PARAGORIO 05 US5172	M	207.27	189.95	54.61	224.91	172.31	848.09	397.22	92.74	1.31	1.09
MED	S. PARAGORIO 05 US5188	M	238.91	168.48	73.96	245.26	162.14	824.57	407.40	92.88	1.51	1.42
MED	S. PARAGORIO 05 US5212 T52	M	235.58	173.42	73.39	241.64	167.35	848.46	409.00	93.88	1.44	1.36
MED	S. PARAGORIO 05 US5217	M	281.34	213.24	75.26	286.41	208.18	982.69	494.59	110.57	1.38	1.32
MED	S. PARAGORIO 05 US5304 T69	M	291.42	198.97	69.15	307.10	183.28	895.75	490.39	106.79	1.68	1.46

PERIOD	Burial	SEX	IX FEM	IY FEM	THET FEM	IMAX FEM	IMIN FEM	TA FEM	J FEM	ZP FEM	IXN FEM	IXY FEM
MED	S. PARAGORIO 97 US3554C	M										
MED	S. PARAGORIO 97 US3554D	M										
MED	S. PARAGORIO 97 US3581	M	237.80	256.14	-38.25	286.24	207.70	925.59	493.94	108.90	1.38	0.93
MED	S. PARAGORIO 97 US3610 A	M	273.66	281.91	-43.28	346.69	208.89	1054.50	555.57	120.68	1.66	0.97
MED	S. PARAGORIO 97 US3623	M	234.89	217.36	54.06	254.31	197.94	897.25	452.25	101.88	1.28	1.08
MED	S. PARAGORIO 97 US3688	M	251.95	213.75	62.56	266.05	199.64	897.46	465.70	102.53	1.33	1.18
MED	S. PARAGORIO 97 US3706	M	318.09	279.43	-77.86	319.96	277.55	1012.98	597.52	121.60	1.15	1.14
MED	S. PARAGORIO 97 US3714	M	238.87	211.95	-69.00	243.52	207.30	904.51	450.81	100.54	1.17	1.13
MED	S. PARAGORIO 04 US5140 T30	F										
MED	S. PARAGORIO 04 US5149	F	208.99	190.89	-72.34	211.03	188.85	789.41	399.87	89.89	1.12	1.09
MED	S. PARAGORIO 05 US5190	F	174.78	191.02	1.10	191.02	174.77	816.28	365.79	85.34	1.09	0.91
MED	S. PARAGORIO 05 US5223 T55	F	191.75	191.34	47.75	193.70	189.38	844.96	383.09	91.60	1.02	1.00
MED	S. PARAGORIO 05 US5298 T67	F	162.28	143.41	60.65	171.00	134.68	734.33	305.69	77.31	1.27	1.13
MED	S. PARAGORIO 97 US3568A	F										
MED	S. PARAGORIO 97 US3614	F										
MED	S. PARAGORIO 97 US3617 A	F	238.58	214.81	56.11	258.12	195.27	940.98	453.39	106.30	1.32	1.11
MED	S. PARAGORIO 97 US3702	F	220.36	217.31	-47.33	237.53	200.14	910.53	437.67	102.37	1.19	1.01

Appendix 25 – CSG properties of the tibia of the Iron Age burials analyzed in this study. Non-standardized data.

Abbreviations as in the title page of Appendices 1, 11-15.

NECROPOLIS	PERIOD	Burial	SEX	IX TIB	IY TIB	THET TIB	IMAX TIB	IMIN TIB	TA TIB	J TIB	IXN TIB	IXY TIB
ALF	V SEC	1	M	28246.75	22964.20	52.31	36075.92	15135.03	524.84	51210.95	2.38	1.23
ALF	V SEC	3	M				26660.62	11551.79	473.05	38212.42	2.31	
ALF	V SEC	4	M	24868.43	16607.42	58.96	29561.91	11913.95	471.83	41475.86	2.48	1.50
ALF	V SEC	5	M	22639.05	21722.01	-46.18	33328.64	11032.43	479.43	44361.07	3.02	1.04
ALF	V SEC	6	M	23572.37	13518.77	-66.68	25868.31	11222.82	448.53	37091.13	2.30	1.74
ALF	V SEC	9	M				39088.56	19952.55	579.60	59041.11	1.96	
ALF	V SEC?	12	M									
ALF	V SEC?	18	M									
ALF	V SEC	19	M	19304.61	14805.17	-56.49	22816.05	11293.73	436.34	34109.78	2.02	1.30
ALF	V SEC	21	M	26254.04	19193.25	56.60	31687.39	13759.90	494.91	45447.29	2.30	1.37
ALF	V SEC?	35	M									
ALF	V SEC	36	M									
ALF	V SEC	40	M	27674.55	15628.86	71.25	29243.76	14059.00	499.19	43302.76	2.08	1.77
ALF	V SEC	42	M				29641.53	13494.83	501.76	43136.37	2.20	
ALF	V SEC?	53	M									
ALF	V SEC	68	M	20313.24	16448.40	-53.26	25177.06	11584.57	454.60	36761.63	2.17	1.23
ALF	V SEC	73	M	22879.65	23855.22	-43.59	33304.54	13430.34	511.77	46734.88	2.48	0.96
ALF	V SEC?	77	M									
ALF	V SEC	82	M	27673.29	22309.44	-52.24	35710.91	14271.82	524.27	49982.73	2.50	1.24
ALF	V SEC?	84	M	23972.43	21300.15	-49.48	31214.55	14058.03	505.44	45272.58	2.22	1.13
ALF	V SEC	86	M									
ALF	V SEC	88	M	21890.28	13925.82	62.53	24841.35	10974.75	447.24	35816.10	2.26	1.57
ALF	V SEC	89	M	19881.84	21223.36	43.08	30575.66	10529.54	470.49	41105.20	2.90	0.94
ALF	V SEC?	90	M	27236.65	26427.81	-46.67	33764.08	19900.39	558.90	53664.47	1.70	1.03
ALF	V SEC?	98	M	27430.76	20512.05	57.38	32231.55	15711.26	522.49	47942.81	2.05	1.34
ALF	V SEC	109	M	34847.78	23313.44	63.73	38561.13	19600.09	574.13	58161.22	1.97	1.49
ALF	V SEC	112	M									
ALF	V SEC	114	M	28012.28	24062.87	49.72	38070.85	14004.29	529.03	52075.14	2.72	1.16
ALF	V SEC	115	M	26077.99	13714.87	70.18	27923.30	11869.56	470.54	39792.86	2.35	1.90
ALF	V SEC	116	M	30461.39	14415.76	83.28	30687.55	14189.60	495.37	44877.15	2.16	2.11
ALF	V SEC	117	M									
ALF	V SEC	119	M	20560.58	17555.02	-51.96	25305.74	12809.86	458.88	38115.60	1.98	1.17
ALF	V SEC?	121	M	24496.16	18411.96	56.50	29238.76	13669.36	496.61	42908.12	2.14	1.33
ALF	V SEC	126	M	25062.10	31491.95	38.32	42200.50	14353.55	541.73	56554.05	2.94	0.80
ALF	V SEC	130	M	27770.50	20540.76	57.39	32782.52	15528.75	524.67	48311.27	2.11	1.35
ALF	V SEC	132	M	16677.39	12716.26	59.18	18866.41	10527.24	412.72	29393.65	1.79	1.31
ALF	V SEC	7	F									
ALF	V SEC	8	F	8385.60	7550.99	-54.16	9295.46	6641.13	306.90	15936.59	1.40	1.11
ALF	V SEC	10	F	17545.27	16866.94	46.28	24809.87	9602.34	436.80	34412.21	2.58	1.04
ALF	V SEC	37	F	19193.65	13199.99	65.55	20754.85	11638.78	438.35	32393.63	1.78	1.45
ALF	V SEC	49	F									
ALF	V SEC	65	F	11615.63	7944.13	-72.29	12032.59	7527.17	333.25	19559.76	1.60	1.46
ALF	V SEC	69	F	13357.76	9689.06	62.28	14756.85	8289.97	368.77	23046.82	1.78	1.38
ALF	V SEC	70	F									
ALF	V SEC	72	F									
ALF	V SEC	76	F	14729.81	9722.76	68.09	15695.73	8756.84	377.06	24452.57	1.79	1.51
ALF	V SEC	79	F	18701.00	11764.58	82.66	18818.00	11647.59	423.04	30465.59	1.62	1.59
ALF	V SEC	85	F									
ALF	V SEC	110	F	13016.70	12298.51	-47.65	16543.27	8771.94	382.39	25315.21	1.89	1.06
ALF	V SEC	111	F									
ALF	V SEC	113	F	17112.28	9768.11	-71.70	18013.90	8866.49	391.22	26880.39	2.03	1.75
ALF	V SEC	118	F	19955.95	14327.78	-62.30	22097.73	12186.00	443.88	34283.73	1.81	1.39
ALF	V SEC	120	F									
ALF	V SEC	124	F	20146.84	12729.11	-68.52	21506.38	11369.57	438.01	32875.95	1.89	1.58
ALF	V SEC	127	F	24492.80	18664.16	53.31	31770.33	11386.63	482.13	43156.96	2.79	1.31
ALF	V SEC?	128	F				30489.21	11406.00	477.77	41895.21	2.67	
ALF	O-A	39	M									
ALF	O-A	41	M	30370.43	23271.16	-53.19	39409.56	14232.03	539.90	53641.59	2.77	1.31
ALF	O-A	66	M	22821.00	14402.30	65.09	25135.99	12087.31	460.14	37223.30	2.08	1.58
ALF	O-A	67	M	17212.26	20210.15	39.23	26209.42	11212.99	455.61	37422.41	2.34	0.85
ALF	O-A	78	M									
ALF	O-A	83	M	26955.04	20857.44	55.02	32802.25	15010.23	522.15	47812.48	2.19	1.29
ALF	O-A	91	M	26795.64	18760.69	-74.25	27489.93	18066.41	520.52	45556.34	1.52	1.43
ALF	O-A	97	M	20086.47	19656.00	-45.91	26625.42	13117.06	472.47	39742.48	2.03	1.02
ALF	O-A	102	M	31636.66	17947.13	-80.07	32069.68	17514.11	533.47	49583.79	1.83	1.76
ALF	O-A	105	M	25938.64	13734.29	-64.38	29583.50	10089.43	457.04	39672.93	2.93	1.89
ALF	O-A	93	F	14772.10	14041.94	-47.50	18595.11	10218.92	404.63	28814.03	1.82	1.05
ALF	O-A	122	F									
BAR	O-A	5	M	29164.28	17965.73	-61.89	33756.11	13398.77	519.34	47100.37	2.52	1.62

NECROPOLIS	PERIOD	Burial	SEX	IX TIB	IY TIB	THET TIB	IMAX TIB	IMIN TIB	TA TIB	J TIB	IXN TIB	IXY TIB
BAR	O-A	13	M	33472.14	19467.15	-63.33	38337.77	14637.65	551.02	52908.43	2.62	1.72
BAR	O-A	14	M				36621.67	13986.73	548.27	50545.79	2.62	
BAR	O-A	16	M	19818.19	15021.11	-54.46	24905.75	9940.64	454.72	34812.19	2.51	1.32
BAR	O-A	21	M	20144.59	10976.59	-64.26	22985.37	8153.85	423.70	31108.36	2.82	1.84
BAR	O-A	23	M									
BAR	O-A	29	M	28016.83	14238.62	-80.76	28482.59	13793.50	510.83	42239.61	2.06	1.97
BAR	O-A	30	M									
BAR	O-A	31	M	33208.50	13310.54	76.12	34622.43	11953.60	495.20	46516.62	2.90	2.49
BAR	O-A	32	M	12134.81	8495.81	-56.17	15141.36	5491.45	341.15	20618.02	2.76	1.43
BAR	O-A	38	M	28241.63	18171.20	58.58	34362.96	12077.09	516.34	46381.55	2.85	1.55
BAR	O-A	39	M				26288.03	10999.78	466.54	37251.41	2.39	
BAR	O-A	40	M	29632.57	19360.33	62.25	33688.46	15319.69	537.89	48958.61	2.20	1.53
BAR	O-A	42	M	20461.19	15394.23	-53.71	26489.89	9376.60	450.46	35827.58	2.83	1.33
BAR	O-A	47	M	26310.81	12562.87	-70.15	28460.29	10445.91	473.43	38862.93	2.72	2.09
BAR	O-A	49	M									
BAR	O-A	52	M	29953.73	19376.36	-73.81	31032.96	18291.88	551.31	49296.02	1.70	1.55
BAR	O-A	54	M									
BAR	O-A	64	M				18913.18	9348.43	414.70	28242.29	2.02	
BAR	O-A	68	M?	19941.74	14728.01	56.41	24137.85	10536.90	456.25	34643.60	2.29	1.35
BAR	O-A	70	M	26248.54	22638.27	49.00	37642.34	11267.34	516.07	48840.91	3.34	1.16
BAR	O-A	74	M				46754.89	18484.01	614.43	65151.24	2.53	
BAR	O-A	81	M	35884.43	20597.02	64.82	40373.30	16146.05	574.62	56448.77	2.50	1.74
BAR	O-A	87	M									
BAR	O-A	90	M	27996.48	21580.90	52.99	36600.47	12998.56	533.04	49534.85	2.82	1.30
BAR	O-A	97	M?	24502.94	19465.89	54.73	29666.67	14303.26	510.79	43931.04	2.07	1.26
BAR	O-A	113	M	25802.54	26715.94	-43.96	38383.09	14148.37	544.90	52463.39	2.71	0.97
BAR	O-A	114	M				47710.59	23813.06	660.18	71451.30	2.00	
BAR	O-A	115	M	26258.11	15559.39	62.98	30118.40	11721.84	491.45	41793.91	2.57	1.69
BAR	O-A	121	M				32283.11	11283.26	500.46	43513.14	2.86	
BAR	O-A	128	M	23784.71	20152.84	-51.28	30464.27	13477.25	518.41	43897.73	2.26	1.18
BAR	O-A	84(bis)	M									
BAR	O-A	20	F	14550.94	11194.11	-53.48	18684.49	7063.34	387.16	25726.19	2.65	1.30
BAR	O-A	22	F									
BAR	O-A	25	F	13953.50	6697.96	82.33	14116.95	6543.45	348.77	20647.76	2.16	2.08
BAR	O-A	33	F				10667.02	7131.33	333.87	17794.26	1.50	
BAR	O-A	34	F	15155.99	9832.81	71.47	15866.42	9119.89	393.43	24974.51	1.74	1.54
BAR	O-A	36	F				20147.28	10696.83	438.95	30824.67	1.88	
BAR	O-A	43	F	11629.28	8788.15	54.30	14703.34	5714.43	349.14	20403.65	2.57	1.32
BAR	O-A	55	F									
BAR	O-A	59	F									
BAR	O-A	61	F				10877.22	6170.05	327.98	17040.56	1.76	
BAR	O-A	62	F	19882.16	16226.47	-54.66	23667.39	12435.88	475.51	36078.22	1.90	1.23
BAR	O-A	65	F	11851.32	11932.08	-44.79	16354.28	7424.59	374.57	23762.50	2.20	0.99
BAR	O-A	67	F									
BAR	O-A	69	F									
BAR	O-A	94	F									
BAR	O-A	96	F				22373.09	6320.31	396.21	28664.78	3.54	
BAR	O-A	98	F	15654.19	8195.30	73.41	16418.53	7439.90	377.14	23841.94	2.21	1.91
BAR	O-A	100	F?									
BAR	O-A	110	F?	15601.57	14959.28	46.98	20119.54	10433.65	436.70	30533.13	1.93	1.04
BAR	O-A	112	F				15713.02	5755.13	349.02	21452.26	2.73	
BAR	O-A	119	F									
BAR	O-A	125	F				14189.08	5776.63	344.35	19952.49	2.46	
BAR	O-A	132	F	15041.40	13145.55	-54.68	17011.10	11160.70	420.13	28163.26	1.52	1.14
BAZ	V SEC	387	M									
BAZ	V SEC	404	M									
BAZ	V SEC	471	M									
BAZ	V SEC	491	M				41466.00	13721.08	543.64	55108.34	3.02	
BAZ	V SEC	506	M									
BAZ	V SEC	533	M	21964.40	13314.59	-65.96	24185.50	11103.87	453.10	35259.23	2.18	1.65
BAZ	V SEC?	649	M									
BAZ	V SEC?	776	M									
BAZ	V SEC?	794	M									
BAZ	V SEC?	808	M	38058.09	24424.65	-64.02	42470.34	20033.39	600.48	62437.48	2.12	1.56
BAZ	V SEC?	824	M	29281.44	18706.81	-57.90	36275.58	11744.93	520.47	47955.98	3.09	1.57
BAZ	V SEC?	839	M?									
BAZ	V SEC?	850	M									
BAZ	V SEC	863	M				42039.34	19080.82	608.03	61052.16	2.20	
BAZ	V SEC	907	M									

NECROPOLIS	PERIOD	Burial	SEX	IX TIB	IY TIB	THET TIB	IMAX TIB	IMIN TIB	TA TIB	J TIB	IXN TIB	IXY TIB
BAZ	V SEC?	928	M									
BAZ	V SEC	939	M									
BAZ	V SEC	952	M				23001.73	14458.82	486.78	37445.04	1.59	
BAZ	V SEC	956	M									
BAZ	V SEC	978	M									
BAZ	V SEC	983	M									
BAZ	V SEC	990	M									
BAZ	V SEC	995	M									
BAZ	V SEC	1023	M				28660.98	16956.26	532.10	45591.64	1.69	
BAZ	V SEC?	1028	M?				25855.18	10081.27	462.20	35899.87	2.56	
BAZ	V SEC	1036	M				26096.83	9071.31	448.10	35130.07	2.88	
BAZ	V SEC	1040	M	29290.83	15525.16	75.05	30449.08	14388.47	518.71	44796.30	2.12	1.89
BAZ	V SEC	1042	M	23203.87	17992.34	51.92	31618.96	9595.35	481.62	41162.11	3.30	1.29
BAZ	V SEC	1123	M	29245.97	15535.15	-69.66	31534.86	13274.16	516.04	44761.32	2.38	1.88
BAZ	V SEC	1134	M									
BAZ	V SEC	1137	M									
BAZ	V SEC	1150	M	25222.47	13768.29	-70.75	26896.02	12112.98	483.66	38973.10	2.22	1.83
BAZ	V SEC?	1156	M	30770.50	15692.16	74.41	32153.35	14338.04	526.69	46444.30	2.24	1.96
BAZ	V SEC	1174	M	27984.80	20996.82	53.55	36534.15	12471.32	531.83	48940.83	2.93	1.33
BAZ	V SEC	1176	M	25487.16	12586.02	85.71	25638.24	12453.96	478.26	38061.03	2.06	2.03
BAZ	V SEC	1180	M									
BAZ	V SEC	1214	M									
BAZ	V SEC	1218	M				32971.76	11308.41	495.42	44224.98	2.92	
BAZ	V SEC	1226	M									
BAZ	V SEC	1236	M									
BAZ	V SEC?, DIST	1245	M	23014.68	12141.57	-74.96	23930.88	11240.65	450.51	35142.46	2.13	1.90
BAZ	V SEC?	1332	M	23291.67	21242.23	57.34	24816.73	19671.21	531.22	44491.38	1.26	1.10
BAZ	V SEC?	1333	M				31871.54	9765.91	482.05	41584.58	3.26	
BAZ	V SEC?	1334	M	15713.01	12983.04	51.29	20697.12	8001.41	408.58	28672.91	2.59	1.21
BAZ	V SEC?	1337	M									
BAZ	V SEC?	1347	M									
BAZ	V SEC?	1360	M	22458.40	20450.17	48.54	29803.71	13106.81	503.37	42867.94	2.27	1.10
BAZ	V SEC?	1379	M				30823.14	17938.01	553.61	48731.58	1.72	
BAZ	V SEC?	1418	M	34499.07	18375.51	85.72	34712.45	18180.48	574.48	52849.53	1.91	1.88
BAZ	V SEC?	1471	M	19160.95	14440.01	-55.80	23289.54	10314.88	449.87	33575.22	2.26	1.33
BAZ	V SEC?	1484	M	16945.54	12029.76	58.52	19951.19	9026.83	412.39	28955.40	2.21	1.41
BAZ	V SEC?	1496	M	34804.11	24492.12	58.07	41354.35	17941.88	578.15	59296.23	2.30	1.42
BAZ	V SEC?	1586	M				59958.08	19906.90	676.01	79730.54	3.01	
BAZ	V SEC?	1306A	M									
BAZ	V SEC?	1306B	M									
BAZ	V SEC	384A	M									
BAZ	V SEC	884	IND									
BAZ	V SEC	1201	IND									
BAZ	V SEC?	768	F									
BAZ	V SEC	810	F	11345.14	10382.96	49.85	13781.01	7938.84	370.25	21710.37	1.74	1.09
BAZ	V SEC	817	F									
BAZ	V SEC?	837	F									
BAZ	V SEC	855	F	13690.10	9992.87	-60.01	15574.98	8105.50	380.92	23667.01	1.92	1.37
BAZ	V SEC?	887	F									
BAZ	V SEC	892	F									
BAZ	V SEC?	922	F	8790.16	6246.26	-58.04	10430.46	4604.82	299.97	15027.90	2.27	1.41
BAZ	V SEC	969	F?									
BAZ	V SEC	997	F?									
BAZ	V SEC	1191	F									
BAZ	V SEC	1228	F									
BAZ	V SEC?	1469	F	12693.60	9742.43	-64.14	13630.92	8796.04	374.94	22420.20	1.55	1.30
BAZ	V SEC?	1530	F									
BAZ	V SEC?	1590	F?									
BAZ	IMP	742	M									
BAZ	IMP	734	F									
BAZ	O-A	406	M									
BAZ	O-A	407	M									
BAZ	O-A	408	M									
BAZ	O-A	411	M									
BAZ	O-A	417	M	25041.12	18536.53	-55.79	30749.35	12839.64	502.01	43542.82	2.39	1.35
BAZ	O-A	423	M									
BAZ	O-A	426	M									
BAZ	O-A	428	M									
BAZ	O-A	440	M									

NECROPOLIS	PERIOD	Burial	SEX	IX TIB	IY TIB	THET TIB	IMAX TIB	IMIN TIB	TA TIB	J TIB	IXN TIB	IXY TIB
BAZ	O-A	441	M									
BAZ	O-A	444	M	30667.58	21131.82	-58.28	36705.09	15115.15	553.32	51759.81	2.43	1.45
BAZ	O-A	536	M									
BAZ	O-A	541	M				37137.43	17851.75	584.05	54935.43	2.08	
BAZ	O-A	560	M									
BAZ	O-A	565	M	35178.15	20399.08	62.31	40949.34	14670.86	561.66	55544.54	2.79	1.72
BAZ	O-A	579	M									
BAZ	O-A	589	M?									
BAZ	O-A	632	M									
BAZ	O-A	633	M									
BAZ	O-A	636	M									
BAZ	O-A	659	M	16602.01	15025.02	-49.01	21582.64	10041.49	435.11	31599.08	2.15	1.10
BAZ	O-A	661	M									
BAZ	O-A	670	M									
BAZ	O-A	673	M				33041.38	16281.73	535.60	49278.89	2.03	
BAZ	O-A	682	M									
BAZ	O-A	691	M									
BAZ	O-A	692	M									
BAZ	O-A	698	M									
BAZ	O-A	699	M									
BAZ	O-A	735	M									
BAZ	O-A	736	M	23148.02	18579.61	53.25	29028.93	12704.03	492.91	41691.87	2.29	1.25
BAZ	O-A	740	M									
BAZ	O-A	747	M									
BAZ	O-A	772	M									
BAZ	O-A	793	M									
BAZ	O-A	840	M									
BAZ	O-A	842	M				29517.38	11849.65	485.09	41322.71	2.49	
BAZ	O-A	866	M									
BAZ	O-A	868	M									
BAZ	O-A	870	M									
BAZ	O-A	890	M									
BAZ	O-A	897	M?									
BAZ	O-A	899	M									
BAZ	O-A	912	M									
BAZ	O-A	924	M									
BAZ	O-A	945	M				34638.88	19715.94	581.44	54318.16	1.76	
BAZ	O-A	976	M	24063.59	16796.41	60.55	27559.96	13304.95	498.99	40830.03	2.07	1.43
BAZ	O-A	1014	M									
BAZ	O-A	1016	M									
BAZ	O-A	1031	M									
BAZ	O-A	1038	M	13588.52	12248.66	47.75	20024.19	5814.77	371.54	25815.43	3.44	1.11
BAZ	O-A	1112	M				39898.50	15502.64	568.37	55330.71	2.57	
BAZ	O-A	1119	M									
BAZ	O-A	1145	M									
BAZ	O-A	1204	M									
BAZ	O-A	1205	M									
BAZ	O-A	1206	M	26515.64	16955.44	-64.94	29289.67	14190.87	514.93	43442.57	2.06	1.56
BAZ	O-A	1223	M?									
BAZ	O-A	1242	M	35233.77	22708.21	66.67	38241.72	19709.73	578.81	57900.51	1.94	1.55
BAZ	O-A	1251	M				15068.81	6828.13	360.32	21882.65	2.21	
BAZ	O-A	1273	M?									
BAZ	O-A?	1325	M	17086.47	11876.22	62.63	19045.94	9915.83	419.44	28943.40	1.92	1.44
BAZ	O-A	1339	M									
BAZ	O-A	1359	M				475.18	302.21	906.57	777.39	1.57	
BAZ	O-A	1376	M	21826.41	12659.91	-67.25	23853.07	10645.97	457.51	34468.90	2.24	1.72
BAZ	O-A?	1382	M	28215.93	15958.96	70.46	30082.18	14110.66	519.52	44152.00	2.13	1.77
BAZ	O-A	1423	M									
BAZ	O-A	1426	M	37243.86	13876.61	-79.29	38250.05	12942.15	528.91	51122.78	2.96	2.68
BAZ	O-A	1512	M									
BAZ	O-A	1515	M	28375.45	21927.82	58.47	32395.97	17899.64	558.95	50259.88	1.81	1.29
BAZ	O-A	1520	M									
BAZ	O-A	1521	M									
BAZ	O-A	1522	M									
BAZ	O-A	1529	M									
BAZ	O-A	1531	M									
BAZ	O-A	1534	M									
BAZ	O-A	1544	M									
BAZ	O-A	1547	M									

NECROPOLIS	PERIOD	Burial	SEX	IX TIB	IY TIB	THET TIB	IMAX TIB	IMIN TIB	TA TIB	J TIB	IXN TIB	IXY TIB
BAZ	O-A	1549	M									
BAZ	O-A	1557	M				41646.78	20468.98	613.27	62054.41	2.03	
BAZ	O-A	1558	M				16889.81	10571.25	419.32	27450.80	1.60	
BAZ	O-A	1572	M				46682.89	19417.70	627.26	66015.92	2.40	
BAZ	O-A	1574	M				29531.83	8939.52	446.66	38424.63	3.30	
BAZ	O-A	1584	M									
BAZ	O-A	1585	M	20029.74	13696.33	61.69	22686.35	11042.77	448.53	33703.20	2.05	1.46
BAZ	O-A	1597	M									
BAZ	<i>O-A_DIST</i>	625BIS	M									
BAZ	<i>O-A_DIST</i>	626A	M?									
BAZ	O-A	630B	M	34047.85	25725.12	56.19	40995.21	18790.42	605.64	59720.62	2.18	1.32
BAZ	O-A	672B	M?									
BAZ	O-A	386	F									
BAZ	O-A	398	F									
BAZ	O-A	455	F									
BAZ	O-A	475	F									
BAZ	O-A	502	F				14371.42	6809.51	361.84	21168.06	2.11	
BAZ	O-A	534	F	13854.35	13789.21	45.22	19272.36	8368.15	409.73	27618.59	2.30	1.00
BAZ	O-A	554	F									
BAZ	O-A	575	F?									
BAZ	O-A	580	F	11408.68	5978.70	-68.70	12404.62	4988.44	319.88	17382.78	2.49	1.91
BAZ	O-A	600	F									
BAZ	O-A	664	F									
BAZ	O-A	666	F									
BAZ	O-A	689	F				14896.01	7746.51	370.70	22629.96	1.92	
BAZ	O-A	846	F	14795.95	9737.73	64.08	16400.56	8134.21	388.85	24519.37	2.02	1.52
BAZ	O-A	873	F				19458.60	10394.20	428.62	29834.51	1.87	
BAZ	O-A	877	F									
BAZ	O-A	913	F				15023.77	7386.98	367.90	22397.28	2.03	
BAZ	O-A	985	F									
BAZ	O-A	1006	F									
BAZ	O-A	1114	F									
BAZ	O-A	1182	F									
BAZ	O-A	1233	F									
BAZ	O-A	1276	F									
BAZ	O-A	1346	F									
BAZ	O-A	1358	F									
BAZ	O-A	1387	F									
BAZ	O-A	1518	F?									
BAZ	O-A	1537	F									
BAZ	O-A	1543	F									
BAZ	O-A	1562	F									
BAZ	O-A	1589	F?									
BAZ	O-A	1602	F?									
BAZ	O-A	671B	F									
BAZ	ELL	388	M									
BAZ	ELL	467	M									
BAZ	ELL	473	M									
BAZ	ELL	495	M									
BAZ	ELL	497	M									
BAZ	ELL	501	M				31053.83	13716.43	515.13	44725.16	2.26	
BAZ	ELL	515	M	20233.34	16818.92	-58.54	22352.12	14680.53	482.79	37020.39	1.52	1.20
BAZ	ELL	520	M									
BAZ	ELL	543	M									
BAZ	ELL	555	M	27597.61	23231.26	-49.60	39275.49	11579.61	530.59	50781.61	3.39	1.19
BAZ	ELL	561	M				24269.73	12165.09	446.36	36434.82	2.00	
BAZ	ELL	566	M									
BAZ	ELL	574	M									
BAZ	ELL	578	M									
BAZ	<i>ELL_DIST</i>	614	M									
BAZ	ELL	625	M	15870.90	16542.26	43.69	23323.62	9089.71	437.01	32382.26	2.57	0.96
BAZ	ELL	651	M									
BAZ	ELL	658	M									
BAZ	ELL	669	M									
BAZ	<i>ELL_DIST</i>	679	M									
BAZ	ELL	684	M				23519.27	12352.68	466.53	35847.11	1.90	
BAZ	ELL	686	M				32222.80	13002.38	512.67	45174.72	2.48	
BAZ	ELL	688	M									
BAZ	ELL	782	M				19738.66	10013.77	430.86	29732.38	1.97	

NECROPOLIS	PERIOD	Burial	SEX	IX TIB	IY TIB	THET TIB	IMAX TIB	IMIN TIB	TA TIB	J TIB	IXN TIB	IXY TIB
BAZ	ELL	788	M									
BAZ	ELL	803	M									
BAZ	ELL	804	M				26092.62	12816.47	487.19	38877.51	2.04	
BAZ	ELL	816	M									
BAZ	ELL	858	M?									
BAZ	ELL	900	M									
BAZ	ELL	901	M									
BAZ	ELL?	909	M	37857.08	18998.13	-74.68	39535.28	17360.96	576.20	56832.03	2.28	1.99
BAZ	ELL	954	M				22096.89	9768.54	436.38	31838.48	2.26	
BAZ	ELL	960	M									
BAZ	ELL?	964	M	19111.83	15882.62	72.53	19520.18	15442.66	476.29	34964.73	1.26	1.20
BAZ	ELL	967	M				30016.43	12212.43	487.52	42183.69	2.46	
BAZ	ELL	968	M?									
BAZ	ELL	979	M									
BAZ	ELL	1012	M									
BAZ	ELL	1136	M	43563.95	39896.54	-49.60	53588.01	29851.36	721.23	83370.27	1.80	1.09
BAZ	ELL	1138	M				62459.57	47074.16	841.58	109531.86	1.33	
BAZ	ELL	1140	M									
BAZ	ELL	1152	M									
BAZ	ELL	1157	M									
BAZ	ELL	1169	M?									
BAZ	ELL?	1172	M									
BAZ	ELL	1192	M	25904.36	18777.70	58.48	30309.16	14378.64	518.71	44646.98	2.11	1.38
BAZ	ELL	1210	M									
BAZ	ELL	1211	M									
BAZ	ELL	1243	M									
BAZ	ELL	1265	M	23367.32	16618.70	-80.89	23614.78	16350.65	498.30	39956.16	1.44	1.41
BAZ	ELL	1367	M									
BAZ	ELL	1378	M?									
BAZ	ELL	1385	M?									
BAZ	ELL	1388	M				39719.92	14688.27	561.91	54336.69	2.70	
BAZ	ELL?	1393	M	26357.00	17683.81	-58.65	31585.51	12473.59	497.39	44009.62	2.53	1.49
BAZ	ELL	1400	M									
BAZ	ELL	1407	M									
BAZ	ELL	1415	M									
BAZ	ELL	1419	M	25065.99	15980.27	68.51	26817.97	14231.46	501.33	41019.90	1.88	1.57
BAZ	ELL	1422	M	23069.46	12995.65	69.74	24731.78	11347.27	466.70	36047.87	2.18	1.78
BAZ	ELL	1433	M									
BAZ	ELL	1436	M	29142.78	18252.93	73.01	30365.27	17031.34	532.00	47364.96	1.78	1.60
BAZ	ELL	1437	M									
BAZ	ELL	1440	M	30951.67	16885.96	84.22	31202.43	16648.14	518.04	47814.32	1.87	1.83
BAZ	ELL	1441	M									
BAZ	ELL	1453	M	21821.88	21026.41	46.38	30093.13	12757.61	500.15	42806.44	2.36	1.04
BAZ	ELL	1461	M									
BAZ	ELL	1463	M				21727.13	12514.77	461.81	34223.28	1.74	
BAZ	ELL	1466	M	21070.51	15155.43	59.25	24392.35	11835.79	453.65	36199.16	2.06	1.39
BAZ	ELL	1470	M	25840.62	14872.83	74.75	26805.26	13917.34	496.40	40692.07	1.93	1.74
BAZ	ELL	1473	M	28867.07	16164.65	64.58	32684.64	12377.15	511.12	45008.79	2.64	1.79
BAZ	ELL	1477	M	19869.80	17258.56	53.44	23153.05	13960.30	481.26	37095.31	1.66	1.15
BAZ	ELL	1478	M				31567.16	18293.44	556.26	49829.72	1.73	
BAZ	ELL	1482	M	26635.10	19004.58	-63.29	29322.99	16312.03	532.28	45604.34	1.80	1.40
BAZ	ELL	1495	M	33911.04	27950.40	52.51	42650.24	19222.14	609.59	61802.53	2.22	1.21
BAZ	ELL	1500	M	30980.68	25395.43	-52.33	39409.33	16979.23	579.50	56323.66	2.32	1.22
BAZ	ELL	1506	M									
BAZ	ELL	1608	M				33524.02	20432.83	581.22	53928.03	1.64	
BAZ	ELL	1659	M									
BAZ	ELL	1660	M	35106.36	32162.51	48.42	46339.67	20937.55	636.35	67198.99	2.21	1.09
BAZ	ELL	1140B	M									
BAZ	ELL	396a	M	32248.41	26344.96	52.54	40846.33	17760.05	592.22	58538.57	2.30	1.22
BAZ	ELL	470A	M				46260.72	20895.96	630.13	67078.62	2.21	
BAZ	ELL	940	IND									
BAZ	ELL	1208	IND									
BAZ	ELL	484	F									
BAZ	ELL	496	F				21712.86	8704.37	417.36	30389.78	2.49	
BAZ	ELL	517	F?									
BAZ	ELL	551	F	9960.66	11541.73	-38.38	14188.41	7306.45	367.46	21483.11	1.94	0.86
BAZ	ELL	591	F	19571.84	16847.09	-50.89	25002.62	11416.07	470.99	36386.87	2.19	1.16
BAZ	ELL	597	F									
BAZ	ELL	617	F									

NECROPOLIS	PERIOD	Burial	SEX	IX TIB	IY TIB	THET TIB	IMAX TIB	IMIN TIB	TA TIB	J TIB	IXN TIB	IXY TIB
BAZ	ELL	628	F				23576.65	10610.96	449.00	34158.18	2.22	
BAZ	ELL	641	F									
BAZ	ELL	650	F									
BAZ	ELL	653	F									
BAZ	ELL	678	F									
BAZ	ELL	685	F				29839.96	15503.74	532.84	45308.15	1.92	
BAZ	ELL_DIST	687	F									
BAZ	ELL	770	F									
BAZ	ELL	777	F									
BAZ	ELL	784	F				9739.13	4783.60	297.38	14516.39	2.04	
BAZ	ELL	800	F									
BAZ	ELL	807	F	15168.30	9202.57	69.17	16215.54	8158.15	389.50	24358.78	1.99	1.65
BAZ	ELL	820	F				23192.46	9727.91	432.72	32890.44	2.38	
BAZ	ELL	828	F?									
BAZ	ELL	914	F									
BAZ	ELL	915	F	27487.95	17221.23	68.57	29456.40	15259.30	520.01	44680.63	1.93	1.60
BAZ	ELL	944	F?									
BAZ	ELL	962	F	12387.11	8993.47	59.16	14301.49	7077.55	357.83	21366.68	2.02	1.38
BAZ	ELL	965	F									
BAZ	ELL	1009	F?									
BAZ	ELL	1033	F	8279.22	6586.68	-64.95	8765.98	6092.72	303.33	14856.16	1.44	1.26
BAZ	ELL	1121	F									
BAZ	ELL	1128	F									
BAZ	ELL	1166	F				18342.48	9182.65	409.55	27506.95	2.00	
BAZ	ELL	1167	F									
BAZ	ELL_DIST	1250	F				18237.66	10443.59	421.41	28666.61	1.75	
BAZ	ELL	1261	F				9167.32	5426.03	297.96	14588.64	1.69	
BAZ	ELL	1319	F									
BAZ	ELL	1341	F									
BAZ	ELL	1357	F									
BAZ	ELL	1410	F				16536.59	8017.59	388.69	24538.25	2.06	
BAZ	ELL	1427	F									
BAZ	ELL	1431	F	13093.88	6381.69	88.42	13124.89	6357.87	342.78	19471.89	2.06	2.05
BAZ	ELL	1443	F									
BAZ	ELL	1444	F?									
BAZ	ELL	1456	F									
BAZ	ELL	1467	F	11317.39	8015.25	-56.22	14024.00	5309.76	331.52	19320.86	2.64	1.41
BAZ	ELL	1474	F									
BAZ	ELL	1475	F	24677.15	17145.81	68.23	26189.48	15624.89	515.73	41792.30	1.68	1.44
BAZ	ELL	1479	F	16202.51	12084.87	56.21	19599.93	8689.20	408.71	28266.86	2.26	1.34
BAZ	ELL	1483	F	13363.68	13239.16	-45.61	16698.73	9892.21	405.14	26579.05	1.69	1.01
BAZ	ELL	1488	F									
BAZ	ELL	1647	F				19520.84	9752.10	422.22	29252.88	2.00	
BAZ	ELL	1650	F	24745.98	17554.26	63.33	27265.03	15031.48	518.25	42268.29	1.81	1.41
BAZ	ELL	1657	F									
BAZ	ELL	1662	F	22649.01	17751.98	58.10	25839.95	14552.44	506.95	40367.35	1.78	1.28
BAZ	ELL	396b	F	31607.13	22243.52	57.91	37824.04	16045.88	565.96	53808.02	2.36	1.42
CAPE	O-A	257	M									
CAPE	O-A	141	F									
CAPE	O-A?	171	F	16231.58	12412.29	59.95	18205.28	10431.74	422.48	28637.01	1.75	1.31
CAPE	IND	108	M									
CAPE	IND	199	M									
CAPE	IND	202	F									
CAPE	IND	227	F				20351.84	12160.09	452.65	32511.93	1.67	
CAPE	IND	248	F				8761.12	4362.32	279.88	13123.44	2.01	
CAPE	ELL	131	M									
CAPE	ELL	143	M	19500.12	13862.83	56.76	23821.42	9549.56	432.01	33370.98	2.49	1.41
CAPE	ELL	151	M				31033.48	14503.05	527.51	45536.53	2.14	
CAPE	ELL	168	M	19672.49	19469.09	-45.36	28902.52	10245.73	473.63	39148.25	2.82	1.01
CAPE	ELL	175	M									
CAPE	ELL	180	M									
CAPE	ELL	216	M				16713.38	11438.52	419.30	28151.91	1.46	
CAPE	ELL	144	F									
CAPE	ELL	146	F	13674.12	8145.08	70.02	14547.82	7274.02	357.07	21821.85	2.00	1.68
CAPE	ELL	172	F	43035.52	18605.98	-78.17	44329.68	17380.49	605.47	61710.17	2.55	2.31
CAPE	ELL	188	F	15895.42	14744.81	-47.71	21562.75	9076.81	429.08	30639.57	2.38	1.08
CAPE	ELL	190	F									
CB	ROM?	3	M?									
CB	O-A	10	M									

NECROPOLIS	PERIOD	Burial	SEX	IX TIB	IY TIB	THET TIB	IMAX TIB	IMIN TIB	TA TIB	J TIB	IXN TIB	IXY TIB
CB	O-A	33	M									
CB	O-A	34	M				29466.96	13460.98	508.02	42938.24	2.19	
CB	O-A	38	M				26791.92	16073.07	515.04	42875.19	1.67	
CB	O-A	42	M									
CB	O-A	44	M									
CB	O-A	47	M				29647.63	18138.13	551.83	47796.06	1.63	
CB	O-A	71	M									
CB	O-A	75	M									
CB	O-A?	77	M?									
CB	O-A	82	M									
CB	O-A	91	M									
CB	O-A	94	M									
CB	O-A	110	M									
CB	O-A	115	M									
CB	O-A	118	M?									
CB	O-A	126	M									
CB	O-A	132	M									
CB	O-A	140	M	17739.54	15979.93	-47.98	25499.13	8226.96	436.28	33736.23	3.10	1.11
CB	O-A	143	M									
CB	O-A?	172	M									
CB	O-A	173	M									
CB	O-A	2	F									
CB	O-A	27	F									
CB	O-A	35	F									
CB	O-A	39	F									
CB	O-A	59	F									
CB	O-A	88	F									
CB	O-A	98	F									
CB	O-A	103	F									
CB	O-A	105	F									
CB	O-A	171	F									
CB	O-A	181	F									
CB	O-A	193	F				13748.22	7767.42	366.84	21515.64	1.77	
CB	O-A?	57B	F?				16965.16	6264.65	362.14	23239.55	2.71	
CB	IND	57A	M									
CB	IND	54A	F?									
CB	ELL	32	M									
CB	ELL	62	M									
CB	ELL	76	M?									
CB	ELL?	84	M									
CB	ELL	123	M?									
CB	ELL	164	M				23759.55	10432.70	446.09	34202.32	2.28	
CB	ELL	54B	M				35871.01	16084.94	559.54	51966.44	2.23	
CB	ELL	11	F?									
CB	ELL	12	F									
CB	ELL	50	F?									
CB	ELL	67	F?									
CB	ELL	111	F									
CB	ELL	162	F									
CINTU	ROM	17ROM	M									
CINTU	ROM?	TR56_T10	M	21903.00	17165.97	57.09	25408.64	13654.79	486.24	39036.67	1.86	1.28
CINTU	ROM?	TR56_T3	M	22346.49	14873.87	58.97	26671.55	10562.08	466.80	37195.45	2.53	1.50
CINTU	ROM?	TR56_T1	F									
CINTU	ROM?	TR56_T8	F	17606.16	11615.44	-69.31	18651.26	10567.78	426.95	29203.57	1.76	1.52
CINTU	O-A	5	M									
CINTU	O-A	14	M				26327.43	12491.19	488.05	38785.40	2.11	
CINTU	O-A	17	M				35067.79	13887.43	537.61	48897.47	2.53	
CINTU	O-A	18	M									
CINTU	O-A	19	M									
CINTU	O-A	23	M									
CINTU	O-A	26	M	29823.22	18912.86	65.07	32946.45	15802.59	535.28	48703.57	2.08	1.58
CINTU	O-A	27	M									
CINTU	O-A	34	M									
CINTU	O-A	53	M									
CINTU	O-A	56	M									
CINTU	O-A	74	M									
CINTU	O-A	76	M				20608.74	9821.02	429.63	30406.90	2.10	
CINTU	O-A	80	M	18089.42	13549.33	55.99	21956.33	9685.43	434.01	31615.03	2.27	1.34
CINTU	O-A	97	M	34117.62	24661.96	-62.62	37732.27	21041.50	603.58	58730.61	1.79	1.38

NECROPOLIS	PERIOD	Burial	SEX	IX TIB	IY TIB	THET TIB	IMAX TIB	IMIN TIB	TA TIB	J TIB	IXN TIB	IXY TIB
CINTU	O-A	105	M									
CINTU	O-A	106	M				28725.12	11184.94	481.04	39866.97	2.57	
CINTU	O-A	108	M									
CINTU	O-A	115	M									
CINTU	O-A	119	M				53105.91	20876.48	654.57	73877.16	2.54	
CINTU	O-A	125	M									
CINTU	O-A	131	M				38521.92	17415.28	583.19	55876.86	2.21	
CINTU	O-A	135	M									
CINTU	O-A	136	M									
CINTU	O-A	137	M									
CINTU	O-A	142	M									
CINTU	O-A	143	M									
CINTU	O-A	156	M				41433.51	12537.39	543.69	53891.24	3.30	
CINTU	O-A	160	M				22439.94	10849.16	451.27	33263.43	2.07	
CINTU	O-A	180	M									
CINTU	O-A	184	M									
CINTU	O-A	191	M									
CINTU	O-A	193	M									
CINTU	O-A	195	M									
CINTU	O-A	199	M?	10558.79	6054.72	75.09	10920.72	5694.20	320.48	16607.44	1.92	1.74
CINTU	O-A	203	M									
CINTU	O-A	205	M									
CINTU	O-A	210	M	25506.34	13557.20	-69.19	27610.55	11475.97	477.12	39047.15	2.41	1.88
CINTU	O-A	212	M	23332.00	14700.58	-68.53	24988.70	13047.81	482.56	38009.16	1.92	1.59
CINTU	O-A	217	M									
CINTU	O-A	224	M	18033.45	9903.74	-89.13	18080.31	9861.46	418.37	27925.93	1.83	1.82
CINTU	O-A	238	M									
CINTU	O-A	242	M									
CINTU	O-A?	254	M				15706.89	9182.88	394.50	24878.56	1.71	
CINTU	O-A	257	M									
CINTU	O-A?	279	M	35432.59	22987.28	68.05	37988.40	20436.03	602.14	58377.55	1.86	1.54
CINTU	O-A?	284	M?									
CINTU	O-A?	290	M	29165.79	23372.59	-54.5	35320.03	17220.32	562.59	52491.11	2.05	1.25
CINTU	O-A	293	M	21223.81	20527.88	-46.64	27291.99	14449.45	509.47	41711.05	1.89	1.03
CINTU	O-A	298	M				38961.80	17776.49	576.33	56677.50	2.19	
CINTU	O-A	300	M				26862.15	13916.77	499.85	40748.19	1.93	
CINTU	O-A	319	M	24697.30	13683.92	62.91	28692.11	9715.59	460.55	38363.24	2.95	1.80
CINTU	O-A	321	M									
CINTU	O-A	325	M				37089.09	13508.34	537.32	50532.47	2.75	
CINTU	O-A	ANAS_2	M									
CINTU	O-A	9	F									
CINTU	O-A	46	F	14891.93	11468.42	53.79	18907.55	7455.28	385.68	26340.88	2.54	1.30
CINTU	O-A	100	F				15124.72	8757.30	380.01	23871.20	1.73	
CINTU	O-A	110	F	10518.14	9186.09	-50.21	13582.68	6118.35	341.39	19689.05	2.22	1.15
CINTU	O-A	128	F									
CINTU	O-A	130	F									
CINTU	O-A	133	F									
CINTU	O-A	148	F									
CINTU	O-A	157	F									
CINTU	O-A	167	F				16396.98	7297.86	374.62	23678.23	2.25	
CINTU	O-A	173	F									
CINTU	O-A	177	F									
CINTU	O-A	178	F									
CINTU	O-A	192	F									
CINTU	O-A	198	F?									
CINTU	O-A	201	F									
CINTU	O-A	207	F				13677.60	7867.64	369.12	21535.83	1.74	
CINTU	O-A	209	F				18183.18	7255.82	385.15	25418.50	2.51	
CINTU	O-A	211	F	18686.47	12330.38	-65.3	20448.69	10569.32	434.06	30997.36	1.93	1.52
CINTU	O-A	214	F	9212.30	9311.09	-44.49	11721.06	6794.24	341.56	18508.02	1.73	0.99
CINTU	O-A	215	F									
CINTU	O-A	255	F									
CINTU	O-A	296	F									
CINTU	O-A	297	F									
CINTU	O-A	301	F									
CINTU	O-A	302	F	13994.10	9248.00	70.2	14733.94	8505.21	381.64	23228.68	1.73	1.51
CINTU	O-A	303	F									
CINTU	O-A	322	F									
CINTU	O-A	ANAS_1	F									

NECROPOLIS	PERIOD	Burial	SEX	IX TIB	IY TIB	THET TIB	IMAX TIB	IMIN TIB	TA TIB	J TIB	IXN TIB	IXY TIB
CINTU	IND	SS17_T10	M	23965.17	19302.48	54.17	29165.67	14102.29	517.79	43230.14	2.07	1.24
CINTU	IND	UNC 1	M	25504.29	21144.42	-54.27	30312.46	16328.36	539.26	46606.60	1.86	1.21
CINTU	IND	UNC 2	M	37258.29	26889.24	60.25	42468.31	21684.53	622.13	64093.15	1.96	1.39
CINTU	IND	249b	F									
CINTU	IND	SS17_T11	F	13194.02	6951.84	73.22	13846.30	6305.92	349.86	20139.89	2.20	1.90
CINTU	IND	SS17_T12	F	9682.11	7588.14	-59.11	10871.93	6392.97	331.01	17258.62	1.70	1.28
CINTU	IND	SS17_T13	F	9701.25	9664.57	-45.17	13955.40	5407.11	338.44	19349.70	2.58	1.00
CINTU	IND	SS17_T13a	F									
CINTU	IND	SS17_T9	F	12532.16	8793.61	62.04	14029.87	7294.11	363.52	21312.56	1.92	1.43
CINTU	ELL	36	M	20736.28	11263.37	-81.11	21031.10	10976.58	441.17	31986.43	1.92	1.84
CINTU	ELL	50	M									
CINTU	ELL	70	M									
CINTU	ELL	75	M	17119.03	14301.74	-54.96	19915.92	11495.06	433.09	31394.63	1.73	1.20
CINTU	ELL	78	M				21610.54	11387.08	449.95	32975.80	1.90	
CINTU	ELL	83	M	24349.77	20063.22	-57.29	27464.33	16930.39	530.05	44373.52	1.62	1.21
CINTU	ELL	89	M	21834.55	20268.58	-47.86	29139.74	12964.06	496.32	42062.97	2.25	1.08
CINTU	ELL	96	M				34681.63	14372.75	522.38	48998.97	2.41	
CINTU	ELL	98	M				27787.02	16778.24	525.79	44542.18	1.66	
CINTU	ELL	170	M									
CINTU	ELL	175	M									
CINTU	ELL	183	M									
CINTU	ELL	188	M				21892.23	10477.45	438.89	32344.71	2.09	
CINTU	ELL	231	M									
CINTU	ELL	241	M									
CINTU	ELL	248	M				26254.47	13884.94	503.93	40110.61	1.89	
CINTU	ELL	249	M									
CINTU	ELL	274	M	21274.96	19957.59	-48.17	26771.65	14450.13	500.68	41193.16	1.85	1.07
CINTU	ELL	277	M									
CINTU	ELL	292	M				34053.19	16795.71	548.46	50802.80	2.03	
CINTU	ELL	309	M									
CINTU	ELL	313	M	29251.48	23250.02	89.45	29347.85	23102.95	572.15	52454.60	1.27	1.26
CINTU	ELL	60	F									
CINTU	ELL	67	F									
CINTU	ELL	68	F									
CINTU	ELL	79	F				9706.02	4963.47	299.57	14663.31	1.96	
CINTU	ELL	81	F									
CINTU	ELL	122	F	11042.18	5860.37	-67.15	12183.05	4724.69	316.32	16897.90	2.58	1.88
CINTU	ELL	138	F									
CINTU	ELL	141	F									
CINTU	ELL	204	F				14707.38	8526.24	379.25	23223.28	1.72	
CINTU	ELL	223	F									
CINTU	ELL	233	F	11776.20	10265.23	-53.56	13629.32	8402.56	374.77	22023.98	1.62	1.15
CINTU	ELL	265	F	17802.93	10339.53	66.44	19606.48	8545.21	411.21	28129.20	2.29	1.72
CINTU	ELL	267	F									
CINTU	ELL	273	F				18822.36	8143.19	398.39	26944.42	2.31	
CINTU	ELL	276	F									
CINTU	ELL	306	F									
CINTU	ELL	312	F				11763.03	6584.57	335.36	18339.82	1.79	
CINTU	ELL	316	F									
CR	O-A	3	M									
CR	O-A	5	M									
CR	O-A	15	M				22748.07	7530.71	413.12	30278.77	3.02	
CR	O-A	21	M									
CR	O-A	23	M	15043.12	11873.12	-51.51	20572.01	6348.92	387.13	26920.93	3.24	1.27
CR	O-A	1	F	27311.88	18518.64	-59.95	31850.45	13993.80	530.29	45844.24	2.28	1.47
CR	O-A	2	F									
CR	O-A	9	F									
CR	O-A	11	F									
CR	O-A	13	F				15897.60	6363.13	359.25	22260.73	2.50	
CR	O-A	19	F				34945.61	16395.90	555.19	51341.51	2.13	
CR	O-A	24	F				19071.55	8155.25	397.71	27226.80	2.34	
FOS	V SEC	117	M	34208.51	17626.00	76.41	35363.98	16500.20	557.51	51864.18	2.14	1.94
FOS	V SEC	134	M	30259.87	25742.48	-52.43	36991.46	19006.26	591.46	55997.72	1.95	1.18
FOS	V SEC	186	M									
FOS	V SEC	207	M	17571.41	12990.23	65.97	18758.72	11792.26	443.09	30550.97	1.59	1.35
FOS	V SEC	246	M	17405.94	11484.85	69.35	18433.34	10454.84	421.38	28888.18	1.76	1.52
FOS	V SEC	275	M									
FOS	V SEC	484	M									
FOS	V SEC	405A	M	19887.62	21851.73	-41.86	29760.69	11980.84	500.00	41741.52	2.48	0.91

NECROPOLIS	PERIOD	Burial	SEX	IX TIB	IY TIB	THET TIB	IMAX TIB	IMIN TIB	TA TIB	J TIB	IXN TIB	IXY TIB
FOS	O-A	157	M									
FOS	O-A	163	M									
FOS	O-A	184	M	26878.21	13247.06	62.98	31770.08	8394.05	455.49	40164.13	3.78	2.03
FOS	O-A	197	M									
FOS	O-A	215	M	37128.83	21504.01	-63.40	42524.02	16151.99	583.71	58676.01	2.63	1.73
FOS	O-A	222	M									
FOS	O-A	255	M									
FOS	O-A	270	M	29851.82	20011.23	62.40	33675.69	16197.75	536.73	49873.44	2.08	1.49
FOS	O-A	296	M									
FOS	O-A	319	M	25745.61	19985.35	57.76	29663.99	16061.07	530.69	45725.05	1.85	1.29
FOS	O-A	320	M	30905.58	15242.85	-89.94	31009.57	15163.52	529.78	46173.09	2.05	2.03
FOS	O-A	435	M				27284.69	13390.51	497.21	40675.20	2.04	
FOS	O-A	437	M	24617.82	17840.15	56.03	30364.93	12106.53	497.12	42471.46	2.51	1.38
FOS	O-A	457	M									
FOS	O-A	464	M	25033.72	15277.10	71.89	26284.43	14030.97	495.89	40315.41	1.87	1.64
FOS	O-A	534	M	33669.85	18565.45	68.60	36541.21	15725.43	552.74	52266.63	2.32	1.81
FOS	O-A	561	M	29922.43	22878.27	57.10	35137.28	17664.84	565.22	52802.12	1.99	1.31
FOS	O-A	562	M	27159.63	15280.43	-72.27	28604.82	13850.52	505.78	42455.34	2.07	1.78
FOS	O-A	567	M?	22430.31	18818.94	-52.65	27590.72	13655.90	497.36	41246.62	2.02	1.19
FOS	O-A	572	M	20854.02	16764.98	53.37	26010.68	11611.14	474.64	37621.82	2.24	1.24
FOS	O-A	405B	M	37249.94	26353.35	65.93	40123.78	23468.50	628.26	63592.28	1.71	1.41
FOS	O-A	520ridA	M	38538.04	21337.10	-61.53	45879.38	14055.93	572.31	59935.31	3.26	1.81
FOS	O-A	159	F				24108.83	9863.24	447.42	33972.07	2.44	
FOS	O-A	208	F	17128.14	9505.99	69.43	18423.42	8219.92	400.23	26643.34	2.24	1.80
FOS	O-A	301	F?	18507.78	10056.45	-68.58	20097.37	8479.37	410.35	28576.73	2.37	1.84
FOS	O-A	344	F				14425.25	9091.03	375.89	23516.28	1.59	
FOS	O-A	524	F	18430.18	11573.22	75.41	18977.54	11023.77	437.33	30001.30	1.72	1.59
FOS	O-A	556	F				15395.40	8560.03	378.65	23955.43	1.80	
FOS	IND	182	M									
FOS	IND	323	F?				16976.88	9256.20	404.54	26233.08	1.83	
FOS	ELL	76	M?				16918.87	10084.26	406.25	27003.13	1.68	
FOS	ELL	110	M	24773.42	11068.24	82.30	25104.12	10764.89	462.78	35869.01	2.33	2.24
FOS	ELL	140	M									
FOS	ELL	201	M									
FOS	ELL	213	M									
FOS	ELL	235	M	24761.81	18500.77	54.91	30982.47	12293.21	494.37	43275.68	2.52	1.34
FOS	ELL	328	M									
FOS	ELL	333	M	24912.19	21259.13	54.97	28559.50	17591.72	538.15	46151.22	1.62	1.17
FOS	ELL	370	M	22962.27	13491.50	63.83	26057.44	10413.68	459.01	36471.13	2.50	1.70
FOS	ELL	401	M				31789.26	14405.42	531.06	46194.68	2.21	
FOS	ELL	402	M									
FOS	ELL	407	M	22880.67	20536.17	-48.40	31806.03	11621.42	494.18	43427.45	2.74	1.11
FOS	ELL	418	M	35556.92	19650.19	-74.19	37078.96	18151.47	582.23	55230.42	2.04	1.81
FOS	ELL	432	M									
FOS	ELL	447	M	14288.78	13599.67	46.80	19611.24	8275.36	406.84	27886.60	2.37	1.05
FOS	ELL	469	M	17810.22	16193.31	48.99	22953.98	11045.60	455.48	33999.59	2.08	1.10
FOS	ELL	488	M	22888.44	17286.45	-55.85	27768.45	12412.11	490.38	40180.56	2.24	1.32
FOS	ELL	491	M									
FOS	ELL	503	M	22516.00	18304.51	64.81	23788.90	17003.13	502.01	40792.03	1.40	1.23
FOS	ELL	504	M	32518.18	24602.35	-55.87	39419.77	17713.85	582.71	57133.62	2.23	1.32
FOS	ELL	505	M	30130.84	33192.17	-41.74	45044.16	18290.48	615.19	63334.64	2.46	0.91
FOS	ELL	516	M				32207.29	17506.67	558.72	49713.95	1.84	
FOS	ELL	518	M	35209.04	21111.77	61.30	41404.33	14957.67	560.16	56362.00	2.77	1.67
FOS	ELL	520	M	22357.59	15385.48	-64.19	24563.71	13178.31	478.06	37742.02	1.86	1.45
FOS	ELL	542	M									
FOS	ELL	124C	M?									
FOS	ELL	124E	M	19503.79	15109.47	66.13	20634.19	13960.85	470.07	34595.04	1.48	1.29
FOS	ELL	2A	M									
FOS	ELL	330C	M	24987.96	15743.09	61.41	28992.51	11755.89	486.76	40748.40	2.47	1.59
FOS	ELL	330D	M	18767.17	15525.80	-55.02	21956.81	12327.26	465.48	34284.07	1.78	1.21
FOS	ELL	330E	M	18374.50	14912.80	-56.03	21325.97	11953.17	457.51	33279.14	1.78	1.23
FOS	ELL	430A	M	32002.76	21449.39	-69.19	33905.17	19541.84	574.84	53447.01	1.74	1.49
FOS	ELL	430D	M	18380.40	11652.31	66.93	19925.03	10110.59	427.03	30035.61	1.97	1.58
FOS	ELL	516ridA	M	34925.82	22812.04	75.28	35954.48	21773.60	606.37	57728.09	1.65	1.53
FOS	ELL	63B	M									
FOS	ELL	85	F	12688.82	11685.21	48.58	16309.27	8059.56	385.13	24368.83	2.02	1.09
FOS	ELL	122	F									
FOS	ELL	204	F									
FOS	ELL	220	F	12619.49	10968.91	-54.28	14431.01	9146.31	383.77	23577.32	1.58	1.15

NECROPOLIS	PERIOD	Burial	SEX	IX TIB	IY TIB	THET TIB	IMAX TIB	IMIN TIB	TA TIB	J TIB	IXN TIB	IXY TIB
FOS	ELL	223	F	16904.02	9779.53	-69.86	18056.43	8633.43	403.08	26689.86	2.09	1.73
FOS	ELL	225	F	12113.99	9873.25	55.01	14307.84	7674.31	370.24	21982.15	1.86	1.23
FOS	ELL	252	F				16188.51	10112.82	411.84	26301.32	1.60	
FOS	ELL	265	F	15883.83	11974.80	-58.28	18353.94	9501.81	412.62	27855.75	1.93	1.33
FOS	ELL	279	F	10160.10	8799.26	-53.86	11748.88	7202.54	348.72	18951.41	1.63	1.15
FOS	ELL	288	F				15874.00	7663.55	378.88	23537.55	2.07	
FOS	ELL	351	F									
FOS	ELL	381	F				19494.61	11827.11	442.81	31321.72	1.65	
FOS	ELL	410	F	7187.46	5230.07	57.49	8539.56	3876.02	273.49	12415.59	2.20	1.37
FOS	ELL	417	F	16968.76	11542.62	66.45	18289.00	10219.48	413.97	28508.48	1.79	1.47
FOS	ELL	427	F									
FOS	ELL	431	F									
FOS	ELL	544	F	12122.53	12146.66	-44.98	16315.62	7947.73	387.10	24263.35	2.05	1.00
FOS	ELL	124A	F									
FOS	ELL	124B	F				15411.61	9636.52	403.37	25048.13	1.60	
FOS	ELL	124D	F									
FOS	ELL	330B	F				19057.19	8040.26	401.23	27097.46	2.37	
FOS	ELL	430B	F	12154.59	10415.08	-58.30	13261.71	9294.31	382.21	22556.02	1.43	1.17
FOS	ELL	430C	F	14049.14	11387.71	65.96	14745.76	10674.83	403.77	25420.59	1.38	1.23
FOS	ELL	516ridB	F?									
FOS	ELL	520ridB	F	9518.25	7945.82	54.90	11080.76	6377.50	328.51	17458.26	1.74	1.20
FOS	ELL	63A	F	13758.01	10398.62	-59.73	15533.58	8618.20	379.39	24151.78	1.80	1.32
FOS	ELL	63C	F									
NAV	ROM?	8	M				36137.39	15007.96	547.89	51145.34	2.41	
NAV	ELL	1B	M	23937.65	14676.74	70.71	25307.79	13311.42	488.34	38619.21	1.90	1.63
NAV	ELL	4	F				9735.07	5667.66	309.04	15402.73	1.72	
PELT	O-A	134	F									
PELT	ELL	111	M	32820.26	18661.43	70.45	34987.64	16516.10	550.89	51503.74	2.12	1.76
PELT	ELL	112	M									
PELT	ELL	114	M									
PELT	ELL	133	M	32107.13	18401.00	-71.63	33925.06	16601.24	542.95	50526.29	2.04	1.74
PELT	ELL	113	F	20867.65	10997.82	-68.95	22646.70	9236.05	427.53	31882.74	2.45	1.90
PELT	ELL	130	F									
PELT	ELL	132	F									
POG	O-A	12	M									
POG	O-A?	13	M?	18693.40	11474.77	68.78	20028.12	10144.10	429.31	30172.22	1.97	1.63
POG	O-A	15	M									
POG	O-A	25	M	25126.76	13473.81	-73.01	26407.63	12210.55	481.47	38618.18	2.16	1.86
POG	O-A	29	M									
POG	O-A?	11	F									
POG	O-A?	41	F				19831.47	12445.66	446.56	32277.13	1.59	
POG	IND	56	M									
POG	IND	85	M				30320.32	12382.28	502.76	42702.60	2.45	
POG	IND	87	M	17273.45	13200.19	-57.65	20065.12	10405.37	424.65	30470.49	1.93	1.31
POG	IND	90	M				32658.56	11448.19	497.41	44106.76	2.85	
POG	IND	99	M									
POG	IND	107	M				41766.41	14924.88	569.72	56691.29	2.80	
POG	IND	121	M	24252.47	15686.62	60.59	28334.70	11619.56	489.05	39954.26	2.44	1.55
POG	IND	126	M									
POG	IND	131	M									
POG	IND	133	M	27988.34	20727.22	57.01	33407.58	15316.60	544.07	48724.19	2.18	1.35
POG	IND	139	M				31660.56	15570.18	532.11	47230.73	2.03	
POG	IND	141	M	23308.30	16230.14	-63.84	25640.43	13896.05	485.93	39536.47	1.85	1.44
POG	IND	153	M									
POG	IND	182	M				41732.61	16851.74	586.17	58584.35	2.48	
POG	IND	186	M?									
POG	IND	204	M				34526.11	18573.18	567.53	53099.29	1.86	
POG	IND	207	M				23424.46	12232.74	464.35	35657.20	1.91	
POG	IND	208	M				56055.55	21906.01	676.62	77961.55	2.56	
POG	IND	209	M									
POG	IND	213	M	26880.69	29201.11	41.93	38792.97	17290.04	569.04	56083.00	2.24	0.92
POG	IND	51-55	M	33533.95	16457.12	-73.23	35363.92	14666.34	535.70	50030.26	2.41	2.04
POG	IND	54	IND									
POG	IND	61	IND									
POG	IND	91	IND									
POG	IND	102	IND									
POG	IND	122	IND									
POG	IND	152	IND									
POG	IND	36	F									

NECROPOLIS	PERIOD	Burial	SEX	IX TIB	IY TIB	THET TIB	IMAX TIB	IMIN TIB	TA TIB	J TIB	IXN TIB	IXY TIB
POG	IND	89	F				15305.45	7284.24	369.08	22589.69	2.10	
POG	IND	94	F									
POG	IND	95	F									
POG	IND	97	F				15834.80	6134.78	355.27	21969.58	2.58	
POG	IND	101	F									
POG	IND	110	F				16519.33	9740.27	402.84	26259.60	1.70	
POG	IND	117	F									
POG	IND	123	F	21373.29	12413.20	80.51	21691.22	12098.17	458.78	33789.39	1.79	1.72
POG	IND	125	F									
POG	IND	159	F				13207.34	6446.65	340.75	19653.99	2.05	
POG	IND	184	F									
POG	IND	219	F				21470.68	9665.95	433.85	31136.63	2.22	
POG	IND	221	F									
POG	IND	115-145	F									
POG	ELL	44	M									
POG	ELL	37	F	16081.93	7438.50	83.17	16245.08	7288.10	369.25	23533.19	2.23	2.16

Appendix 26 – CSG properties of the tibia of the Iron Age burials analyzed in this study. Size-standardized data.

Abbreviations as in the title page of Appendices 1, 11-15.

NECRO POLIS	Burial	PERIOD	SEX	IX TIB	IV TIB	THET TIB	IMAX TIB	IMIN TIB	TA TIB	J TIB	ZP TIB	IXN TIB	IXY TIB
ALF	1	V SEC	M	358.89	291.77	52.31	458.36	192.30	819.20	650.65	122.04	2.38	1.23
ALF	3	V SEC	M				305.58	132.40	664.20	437.98	88.78	2.31	
ALF	4	V SEC	M	287.43	191.95	58.96	341.67	137.70	722.55	479.37	98.85	2.48	1.50
ALF	5	V SEC	M	243.60	233.73	-46.18	358.62	118.71	694.81	477.32	97.45	3.02	1.04
ALF	6	V SEC	M	294.68	169.00	-66.68	323.38	140.30	686.87	463.68	94.75	2.30	1.74
ALF	9	V SEC	M				375.02	191.43	794.54	566.44	110.26	1.96	
ALF	12	V SEC?	M										
ALF	18	V SEC?	M										
ALF	19	V SEC	M	275.87	211.57	-56.49	326.05	161.39	737.89	487.45	100.14	2.02	1.30
ALF	21	V SEC	M	353.82	258.66	56.60	427.04	185.44	835.83	612.48	119.83	2.30	1.37
ALF	35	V SEC?	M										
ALF	36	V SEC	M										
ALF	40	V SEC	M	359.22	202.86	71.25	379.59	182.49	816.58	562.07	111.73	2.08	1.77
ALF	42	V SEC	M				359.68	163.75	745.84	523.43	102.69	2.20	
ALF	53	V SEC?	M										
ALF	68	V SEC	M	214.40	173.61	-53.26	265.74	122.27	642.74	388.01	83.11	2.17	1.23
ALF	73	V SEC	M	259.46	270.52	-43.59	377.68	152.30	798.80	529.98	107.85	2.48	0.96
ALF	77	V SEC?	M										
ALF	82	V SEC	M	262.33	211.48	-52.24	338.52	135.29	713.86	473.80	96.73	2.50	1.24
ALF	84	V SEC?	M	267.67	237.83	-49.48	348.53	156.97	707.22	505.49	99.00	2.22	1.13
ALF	86	V SEC	M										
ALF	88	V SEC	M	404.46	257.31	62.53	458.99	202.78	825.17	661.77	123.25	2.26	1.57
ALF	89	V SEC	M	238.61	254.71	43.08	366.95	126.37	681.86	493.32	97.35	2.90	0.94
ALF	90	V SEC?	M	313.79	304.47	-46.67	388.99	229.27	782.03	618.26	113.86	1.70	1.03
ALF	98	V SEC?	M	371.07	277.48	57.38	436.01	212.53	831.54	648.55	121.18	2.05	1.34
ALF	109	V SEC	M	399.31	267.14	63.73	441.86	224.59	817.45	666.44	121.47	1.97	1.49
ALF	112	V SEC	M										
ALF	114	V SEC	M	335.92	288.56	49.72	456.54	167.94	737.69	624.47	113.44	2.72	1.16
ALF	115	V SEC	M	321.67	169.17	70.18	344.44	146.41	686.84	490.85	96.73	2.35	1.90
ALF	116	V SEC	M	358.33	169.58	83.28	360.99	166.92	717.92	527.90	102.76	2.16	2.11
ALF	117	V SEC	M										
ALF	119	V SEC	M	216.19	184.59	-51.96	266.09	134.69	591.07	400.78	81.30	1.98	1.17
ALF	121	V SEC?	M	278.32	209.19	56.50	332.20	155.31	707.07	487.51	96.87	2.14	1.33
ALF	126	V SEC	M	241.57	303.55	38.32	406.76	138.35	680.49	545.11	102.53	2.94	0.80
ALF	130	V SEC	M	298.89	221.08	57.39	352.83	167.13	752.31	519.96	103.17	2.11	1.35
ALF	132	V SEC	M	269.22	205.28	59.18	304.56	169.94	632.03	474.50	90.86	1.79	1.31
ALF	7	V SEC	F										
ALF	8	V SEC	F	110.41	99.42	-54.16	122.39	87.44	432.07	209.83	50.32	1.40	1.11
ALF	10	V SEC	F	250.91	241.21	46.28	354.80	137.32	684.38	492.12	97.05	2.58	1.04
ALF	37	V SEC	F	320.61	220.49	65.55	346.68	194.41	703.65	541.10	101.58	1.78	1.45
ALF	49	V SEC	F										
ALF	65	V SEC	F	176.53	120.73	-72.29	182.87	114.39	534.94	297.26	67.04	1.60	1.46
ALF	69	V SEC	F	194.06	140.76	62.28	214.38	120.43	562.40	334.82	72.02	1.78	1.38
ALF	70	V SEC	F										
ALF	72	V SEC	F										
ALF	76	V SEC	F	218.65	144.33	68.09	232.99	129.99	594.85	362.98	77.31	1.79	1.51
ALF	79	V SEC	F	308.39	194.00	82.66	310.31	192.07	679.08	502.39	96.51	1.62	1.59
ALF	85	V SEC	F										
ALF	110	V SEC	F	195.41	184.63	-47.65	248.35	131.69	613.83	380.04	80.44	1.89	1.06
ALF	111	V SEC	F										
ALF	113	V SEC	F	246.52	140.72	-71.70	259.51	127.73	602.65	387.25	80.65	2.03	1.75
ALF	118	V SEC	F	267.33	191.94	-62.30	296.02	163.25	659.38	459.27	91.21	1.81	1.39
ALF	120	V SEC	F										
ALF	124	V SEC	F	366.61	231.63	-68.52	391.35	206.89	756.11	598.24	111.14	1.89	1.58
ALF	127	V SEC	F	292.75	223.08	53.31	379.73	136.10	742.70	515.83	103.79	2.79	1.31
ALF	128	V SEC?	F				422.37	158.01	652.57	580.38	102.96	2.67	
ALF	39	O-A	M										
ALF	41	O-A	M	312.66	239.58	-53.19	405.72	146.52	696.54	552.24	103.32	2.77	1.31
ALF	66	O-A	M	294.71	185.99	65.09	324.60	156.09	666.86	480.69	93.93	2.08	1.58
ALF	67	O-A	M	252.63	296.64	39.23	384.69	164.58	684.77	549.27	102.37	2.34	0.85
ALF	78	O-A	M										
ALF	83	O-A	M	315.28	243.96	55.02	383.67	175.57	756.73	559.24	107.32	2.19	1.29
ALF	91	O-A	M	319.57	223.74	-74.25	327.85	215.46	782.33	543.31	106.53	1.52	1.43
ALF	97	O-A	M	224.14	219.34	-45.91	297.11	146.37	710.11	443.48	93.27	2.03	1.02
ALF	102	O-A	M	436.74	247.76	-80.07	442.71	241.78	902.14	684.49	129.33	1.83	1.76
ALF	105	O-A	M	386.24	204.51	-64.38	440.51	150.24	772.89	590.75	114.14	2.93	1.89
ALF	93	O-A	F	212.91	202.39	-47.50	268.02	147.29	597.20	415.30	83.07	1.82	1.05
ALF	122	O-A	F										
BAR	5	O-A	M	368.71	227.13	-61.89	426.76	169.40	736.85	595.47	109.19	2.52	1.62

NECRO POLIS	Burial	PERIOD	SEX	IX TIB	IV TIB	THET TIB	IMAX TIB	IMIN TIB	TA TIB	J TIB	ZP TIB	IXN TIB	IXY TIB
BAR	13	O-A	M	368.15	214.11	-63.33	421.66	160.99	696.48	581.92	104.64	2.62	1.72
BAR	14	O-A	M				360.54	137.70	699.54	497.62	96.21	2.62	
BAR	16	O-A	M	300.19	227.53	-54.46	377.25	150.57	683.44	527.31	98.65	2.51	1.32
BAR	21	O-A	M	248.11	135.19	-64.26	283.10	100.43	603.26	383.15	79.76	2.82	1.84
BAR	23	O-A	M										
BAR	29	O-A	M	264.57	134.46	-80.76	268.97	130.26	642.67	398.88	82.07	2.06	1.97
BAR	30	O-A	M										
BAR	31	O-A	M	386.66	154.98	76.12	403.12	139.18	730.73	541.61	105.90	2.90	2.49
BAR	32	O-A	M	146.69	102.70	-56.17	183.04	66.38	537.45	249.25	61.56	2.76	1.43
BAR	38	O-A	M	360.09	231.69	58.58	438.14	153.99	730.04	591.38	108.24	2.85	1.55
BAR	39	O-A	M				315.52	132.02	685.94	447.10	91.26	2.39	
BAR	40	O-A	M	300.99	196.65	62.25	342.18	155.61	723.89	497.29	98.05	2.20	1.53
BAR	42	O-A	M	297.03	223.47	-53.71	384.55	136.12	632.48	520.10	95.33	2.83	1.33
BAR	47	O-A	M	355.92	169.94	-70.15	385.00	141.31	753.46	525.72	103.96	2.72	2.09
BAR	49	O-A	M										
BAR	52	O-A	M	304.24	196.80	-73.81	315.20	185.79	758.32	500.69	99.62	1.70	1.55
BAR	54	O-A	M										
BAR	64	O-A	M				258.11	127.58	590.45	385.43	78.24	2.02	
BAR	68	O-A	M?	280.04	206.82	56.41	338.97	147.97	740.66	486.50	98.37	2.29	1.35
BAR	70	O-A	M	323.67	279.15	49.00	464.17	138.94	739.98	602.26	111.32	3.34	1.16
BAR	74	O-A	M				501.78	198.37	845.14	699.22	125.53	2.53	
BAR	81	O-A	M	427.36	245.30	64.82	480.82	192.29	847.93	672.27	123.35	2.50	1.74
BAR	87	O-A	M										
BAR	90	O-A	M	476.67	367.44	52.99	623.16	221.31	1006.37	843.38	151.65	2.82	1.30
BAR	97	O-A	M?	323.96	257.36	54.73	392.23	189.11	808.48	580.82	112.09	2.07	1.26
BAR	113	O-A	M	268.32	277.82	-43.96	399.15	147.13	655.04	545.57	98.62	2.71	0.97
BAR	114	O-A	M				467.98	233.58	984.94	700.85	133.69	2.00	
BAR	115	O-A	M	333.22	197.45	62.98	382.21	148.75	725.20	530.37	102.24	2.57	1.69
BAR	121	O-A	M				427.03	149.25	738.49	575.58	107.50	2.86	
BAR	128	O-A	M	282.31	239.20	-51.28	361.59	159.96	715.49	521.03	99.12	2.26	1.18
BAR	84(bis)	O-A	M										
BAR	20	O-A	F	249.45	191.90	-53.48	320.31	121.09	621.48	441.03	86.97	2.65	1.30
BAR	22	O-A	F										
BAR	25	O-A	F	259.66	124.64	82.33	262.70	121.77	599.80	384.23	79.88	2.16	2.08
BAR	33	O-A	F				169.09	113.04	576.34	282.07	66.27	1.50	
BAR	34	O-A	F	279.41	181.27	71.47	292.51	168.13	679.15	460.42	91.53	1.74	1.54
BAR	36	O-A	F				262.90	139.58	701.67	402.23	86.41	1.88	
BAR	43	O-A	F	202.20	152.80	54.30	255.65	99.36	568.42	354.76	74.48	2.57	1.32
BAR	55	O-A	F										
BAR	59	O-A	F										
BAR	61	O-A	F				314.56	178.43	797.67	492.79	102.93	1.76	
BAR	62	O-A	F	290.87	237.39	-54.66	346.25	181.94	771.42	527.82	103.39	1.90	1.23
BAR	65	O-A	F			-44.79			620.41			2.20	0.99
BAR	67	O-A	F										
BAR	69	O-A	F										
BAR	94	O-A	F										
BAR	96	O-A	F				473.77	133.84	755.10	607.00	113.98	3.54	
BAR	98	O-A	F	335.04	175.40	73.41	351.40	159.23	651.03	510.28	95.33	2.21	1.91
BAR	100	O-A	F?										
BAR	110	O-A	F?	245.41	235.30	46.98	316.47	164.12	677.27	480.27	92.80	1.93	1.04
BAR	112	O-A	F				209.35	76.68	521.85	285.81	64.81	2.73	
BAR	119	O-A	F										
BAR	125	O-A	F				295.34	120.24	757.08	415.31	93.17	2.46	
BAR	132	O-A	F	214.02	187.04	-54.68	242.05	158.80	695.12	400.73	85.94	1.52	1.14
BAZ	387	V SEC	M										
BAZ	404	V SEC	M										
BAZ	471	V SEC	M										
BAZ	491	V SEC	M				385.16	127.45	787.87	511.88	106.08	3.02	
BAZ	506	V SEC	M										
BAZ	533	V SEC	M	399.34	242.07	-65.96	439.72	201.88	851.48	641.05	121.99	2.18	1.65
BAZ	649	V SEC?	M										
BAZ	776	V SEC?	M										
BAZ	794	V SEC?	M										
BAZ	808	V SEC?	M	365.61	234.64	-64.02	407.99	192.45	859.49	599.81	117.44	2.12	1.56
BAZ	824	V SEC?	M	264.05	168.69	-57.90	327.12	105.91	699.29	432.44	90.93	3.09	1.57
BAZ	839	V SEC?	M?										
BAZ	850	V SEC?	M										
BAZ	863	V SEC	M				362.44	164.50	881.19	526.35	110.13	2.20	
BAZ	907	V SEC	M										

NECRO POLIS	Burial	PERIOD	SEX	IX TIB	IV TIB	THET TIB	IMAX TIB	IMIN TIB	TA TIB	J TIB	ZP TIB	IXN TIB	IXY TIB
BAZ	928	V SEC?	M										
BAZ	939	V SEC	M										
BAZ	952	V SEC	M				294.83	185.33	742.64	479.95	96.43	1.59	
BAZ	956	V SEC	M										
BAZ	978	V SEC	M										
BAZ	983	V SEC	M										
BAZ	990	V SEC	M										
BAZ	995	V SEC	M										
BAZ	1023	V SEC	M				340.52	201.45	739.42	541.67	102.30	1.69	
BAZ	1028	V SEC?	M?				363.03	141.55	741.41	504.07	100.35	2.56	
BAZ	1036	V SEC	M				383.04	133.14	673.49	515.62	97.76	2.88	
BAZ	1040	V SEC	M	427.29	226.48	75.05	444.19	209.90	794.34	653.48	117.47	2.12	1.89
BAZ	1042	V SEC	M	249.88	193.76	51.92	340.50	103.33	664.72	443.27	90.08	3.30	1.29
BAZ	1123	V SEC	M	369.19	196.11	-69.66	398.08	167.57	675.43	565.05	100.97	2.38	1.88
BAZ	1134	V SEC	M										
BAZ	1137	V SEC	M										
BAZ	1150	V SEC	M	285.21	155.69	-70.75	304.13	136.97	700.94	440.70	90.89	2.22	1.83
BAZ	1156	V SEC?	M	280.07	142.83	74.41	292.65	130.50	674.13	422.73	87.10	2.24	1.96
BAZ	1174	V SEC	M	261.15	195.94	53.55	340.93	116.38	628.98	456.70	88.08	2.93	1.33
BAZ	1176	V SEC	M	301.52	148.90	85.71	303.31	147.34	642.58	450.28	87.98	2.06	2.03
BAZ	1180	V SEC	M										
BAZ	1214	V SEC	M										
BAZ	1218	V SEC	M				357.09	122.47	584.30	478.96	88.00	2.92	
BAZ	1226	V SEC	M										
BAZ	1236	V SEC	M										
BAZ	1245	V SEC?, DIST	M	267.15	140.94	-74.96	277.78	130.48	626.04	407.92	83.61	2.13	1.90
BAZ	1332	V SEC?	M	226.48	206.55	57.34	241.31	191.28	691.95	432.62	88.02	1.26	1.10
BAZ	1333	V SEC?	M				351.61	107.74	632.98	458.77	89.60	3.26	
BAZ	1334	V SEC?	M	226.88	187.46	51.29	298.84	115.53	650.25	414.00	86.02	2.59	1.21
BAZ	1337	V SEC?	M										
BAZ	1347	V SEC?	M										
BAZ	1360	V SEC?	M	279.55	254.55	48.54	370.98	163.15	674.08	533.59	98.27	2.27	1.10
BAZ	1379	V SEC?	M				319.94	186.20	736.49	505.84	98.22	1.72	
BAZ	1418	V SEC?	M	297.84	158.64	85.72	299.68	156.96	754.35	456.26	94.42	1.91	1.88
BAZ	1471	V SEC?	M	251.94	189.87	-55.80	306.23	135.63	663.84	441.48	88.70	2.26	1.33
BAZ	1484	V SEC?	M	230.04	163.31	58.52	270.84	122.54	591.31	393.07	79.74	2.21	1.41
BAZ	1496	V SEC?	M	329.33	231.76	58.07	391.32	169.78	670.17	561.09	101.01	2.30	1.42
BAZ	1586	V SEC?	M				530.32	176.07	796.59	705.21	122.23	3.01	
BAZ	1306A	V SEC?	M										
BAZ	1306B	V SEC?	M										
BAZ	384A	V SEC	M										
BAZ	884	V SEC	IND										
BAZ	1201	V SEC	IND										
BAZ	768	V SEC?	F										
BAZ	810	V SEC	F	220.37	201.68	49.85	267.68	154.20	673.40	421.70	87.06	1.74	1.09
BAZ	817	V SEC	F										
BAZ	837	V SEC?	F										
BAZ	855	V SEC	F	223.74	163.31	-60.01	254.54	132.47	657.56	386.79	82.86	1.92	1.37
BAZ	887	V SEC?	F										
BAZ	892	V SEC	F										
BAZ	922	V SEC?	F	204.38	145.23	-58.04	242.51	107.06	576.49	349.41	74.85	2.27	1.41
BAZ	969	V SEC	F?										
BAZ	997	V SEC	F?										
BAZ	1191	V SEC	F										
BAZ	1228	V SEC	F										
BAZ	1469	V SEC?	F	206.73	158.66	-64.14	221.99	143.25	560.60	365.13	74.00	1.55	1.30
BAZ	1530	V SEC?	F										
BAZ	1590	V SEC?	F?										
BAZ	742	ROM	M										
BAZ	734	ROM	F										
BAZ	406	O-A	M										
BAZ	407	O-A	M										
BAZ	408	O-A	M										
BAZ	411	O-A	M										
BAZ	417	O-A	M	312.49	231.32	-55.79	383.72	160.23	690.51	543.37	100.86	2.39	1.35
BAZ	423	O-A	M										
BAZ	426	O-A	M										
BAZ	428	O-A	M										
BAZ	440	O-A	M										

NECRO POLIS	Burial	PERIOD	SEX	IX TIB	IV TIB	THET TIB	IMAX TIB	IMIN TIB	TA TIB	J TIB	ZP TIB	IXN TIB	IXY TIB
BAZ	441	O-A	M										
BAZ	444	O-A	M	325.15	224.05	-58.28	389.16	160.26	710.46	548.78	101.91	2.43	1.45
BAZ	536	O-A	M										
BAZ	541	O-A	M				511.18	245.72	907.60	756.17	133.41	2.08	
BAZ	560	O-A	M										
BAZ	565	O-A	M	332.90	193.04	62.31	387.52	138.84	643.69	525.64	95.77	2.79	1.72
BAZ	579	O-A	M										
BAZ	589	O-A	M?										
BAZ	632	O-A	M										
BAZ	633	O-A	M										
BAZ	636	O-A	M										
BAZ	659	O-A	M	231.94	209.90	-49.01	301.52	140.28	653.96	441.45	88.28	2.15	1.10
BAZ	661	O-A	M										
BAZ	670	O-A	M										
BAZ	673	O-A	M				325.09	160.19	721.41	484.84	97.00	2.03	
BAZ	682	O-A	M										
BAZ	691	O-A	M										
BAZ	692	O-A	M										
BAZ	698	O-A	M										
BAZ	699	O-A	M										
BAZ	735	O-A	M										
BAZ	736	O-A	M	264.86	212.59	53.25	332.15	145.36	706.77	477.04	95.53	2.29	1.25
BAZ	740	O-A	M										
BAZ	747	O-A	M										
BAZ	772	O-A	M										
BAZ	793	O-A	M										
BAZ	840	O-A	M										
BAZ	842	O-A	M				374.61	150.39	658.30	524.44	97.25	2.49	
BAZ	866	O-A	M										
BAZ	868	O-A	M										
BAZ	870	O-A	M										
BAZ	890	O-A	M										
BAZ	897	O-A	M?										
BAZ	899	O-A	M										
BAZ	912	O-A	M										
BAZ	924	O-A	M										
BAZ	945	O-A	M				269.71	153.51	761.03	422.93	91.33	1.76	
BAZ	976	O-A	M	354.80	247.65	60.55	406.35	196.17	769.96	602.01	110.79	2.07	1.43
BAZ	1014	O-A	M										
BAZ	1016	O-A	M										
BAZ	1031	O-A	M										
BAZ	1038	O-A	M	175.70	158.37	47.75	258.91	75.18	555.33	333.79	73.07	3.44	1.11
BAZ	1112	O-A	M				446.03	173.31	832.64	618.55	117.35	2.57	
BAZ	1119	O-A	M										
BAZ	1145	O-A	M										
BAZ	1204	O-A	M										
BAZ	1205	O-A	M										
BAZ	1206	O-A	M	259.63	166.02	-64.94	286.79	138.95	682.79	425.36	87.57	2.06	1.56
BAZ	1223	O-A	M?										
BAZ	1242	O-A	M	372.29	239.94	66.67	404.07	208.26	775.10	611.80	112.75	1.94	1.55
BAZ	1251	O-A	M				196.14	88.88	551.78	284.83	65.77	2.21	
BAZ	1273	O-A	M?										
BAZ	1325	O-A?	M	169.21	117.61	62.63	188.61	98.20	639.90	286.62	70.23	1.92	1.44
BAZ	1339	O-A	M										
BAZ	1359	O-A	M				475.18	302.21	906.57	777.39	136.34	1.57	
BAZ	1376	O-A	M	265.69	154.11	-67.25	290.36	129.59	651.40	419.59	85.46	2.24	1.72
BAZ	1382	O-A?	M	273.59	154.74	70.46	291.68	136.82	682.19	428.11	87.75	2.13	1.77
BAZ	1423	O-A	M										
BAZ	1426	O-A	M	383.24	142.79	-79.29	393.59	133.17	777.64	526.05	106.46	2.96	2.68
BAZ	1512	O-A	M										
BAZ	1515	O-A	M	306.65	236.97	58.47	350.10	193.44	886.09	543.16	111.89	1.81	1.29
BAZ	1520	O-A	M										
BAZ	1521	O-A	M										
BAZ	1522	O-A	M										
BAZ	1529	O-A	M										
BAZ	1531	O-A	M										
BAZ	1534	O-A	M										
BAZ	1544	O-A	M										
BAZ	1547	O-A	M										

NECRO POLIS	Burial	PERIOD	SEX	IX TIB	IV TIB	THET TIB	IMAX TIB	IMIN TIB	TA TIB	J TIB	ZP TIB	IXN TIB	IXY TIB
BAZ	1549	O-A	M										
BAZ	1557	O-A	M				393.10	193.20	792.45	585.72	110.11	2.03	
BAZ	1558	O-A	M						628.48			1.60	
BAZ	1572	O-A	M				496.05	206.33	839.99	701.48	124.43	2.40	
BAZ	1574	O-A	M				362.97	109.87	691.84	472.26	96.95	3.30	
BAZ	1584	O-A	M										
BAZ	1585	O-A	M	304.87	208.47	61.69	345.30	168.08	681.72	512.99	97.12	2.05	1.46
BAZ	1597	O-A	M										
BAZ	625BIS	O-A_DIST	M										
BAZ	626A	O-A_DIST	M?										
BAZ	630B	O-A	M	383.36	289.65	56.19	461.59	211.57	799.93	672.42	118.24	2.18	1.32
BAZ	672B	O-A	M?										
BAZ	386	O-A	F										
BAZ	398	O-A	F										
BAZ	455	O-A	F										
BAZ	475	O-A	F										
BAZ	502	O-A	F				221.42	104.91	599.76	326.13	72.67	2.11	
BAZ	534	O-A	F	224.64	223.58	45.22	312.49	135.68	790.74	447.82	97.68	2.30	1.00
BAZ	554	O-A	F										
BAZ	575	O-A	F?										
BAZ	580	O-A	F	230.83	120.97	-68.70	250.99	100.93	636.10	351.71	78.99	2.49	1.91
BAZ	600	O-A	F										
BAZ	664	O-A	F										
BAZ	666	O-A	F										
BAZ	689	O-A	F				254.96	132.59	649.71	387.33	82.69	1.92	
BAZ	846	O-A	F	216.39	142.42	64.08	239.86	118.96	596.99	358.60	75.86	2.02	1.52
BAZ	873	O-A	F				335.78	179.36	688.04	514.82	97.23	1.87	
BAZ	877	O-A	F										
BAZ	913	O-A	F				241.05	118.52	612.02	359.35	77.41	2.03	
BAZ	985	O-A	F										
BAZ	1006	O-A	F										
BAZ	1114	O-A	F										
BAZ	1182	O-A	F										
BAZ	1233	O-A	F										
BAZ	1276	O-A	F										
BAZ	1346	O-A	F										
BAZ	1358	O-A	F										
BAZ	1387	O-A	F										
BAZ	1518	O-A	F?										
BAZ	1537	O-A	F										
BAZ	1543	O-A	F										
BAZ	1562	O-A	F										
BAZ	1589	O-A	F?										
BAZ	1602	O-A	F?										
BAZ	671B	O-A	F										
BAZ	388	ELL	M										
BAZ	467	ELL	M										
BAZ	473	ELL	M										
BAZ	495	ELL?	M										
BAZ	497	ELL	M										
BAZ	501	ELL	M									2.26	
BAZ	515	ELL	M	252.86	210.19	-58.54	279.34	183.47	641.23	462.66	88.10	1.52	1.20
BAZ	520	ELL	M										
BAZ	543	ELL	M										
BAZ	555	ELL	M	304.30	256.16	-49.60	433.07	127.68	724.90	559.94	105.72	3.39	1.19
BAZ	561	ELL	M				266.1962	133.4296	565.9526	399.6258	79.71187	1.995031	
BAZ	566	ELL	M										
BAZ	574	ELL	M										
BAZ	578	ELL	M										
BAZ	614	ELL_DIST	M										
BAZ	625	ELL	M	232.26	242.09	43.69	341.33	133.02	583.29	473.90	86.68	2.57	0.96
BAZ	651	ELL	M										
BAZ	658	ELL	M										
BAZ	669	ELL	M										
BAZ	679	ELL_DIST	M										
BAZ	684	ELL	M									1.90	
BAZ	686	ELL	M				414.34	167.19	762.06	580.88	109.33	2.48	
BAZ	688	ELL	M										
BAZ	782	ELL	M				283.29	143.72	685.71	426.72	88.07	1.97	

NECRO POLIS	Burial	PERIOD	SEX	IX TIB	IV TIB	THET TIB	IMAX TIB	IMIN TIB	TA TIB	J TIB	ZP TIB	IXN TIB	IXY TIB
BAZ	788	ELL	M										
BAZ	803	ELL	M										
BAZ	804	ELL	M				379.21	186.26	693.66	565.01	101.95	2.04	
BAZ	816	ELL	M										
BAZ	858	ELL	M?										
BAZ	900	ELL	M										
BAZ	901	ELL	M										
BAZ	909	ELL?	M	390.09	195.76	-74.68	407.38	178.89	739.84	585.61	107.56	2.28	1.99
BAZ	954	ELL	M				333.14	147.27	648.66	480.00	91.70	2.26	
BAZ	960	ELL	M										
BAZ	964	ELL?	M			72.53			729.38			1.26	1.20
BAZ	967	ELL	M				377.36	153.53	659.39	530.33	98.09	2.46	
BAZ	968	ELL	M?										
BAZ	979	ELL	M										
BAZ	1012	ELL	M										
BAZ	1136	ELL	M	352.14	322.50	-49.60	433.17	241.30	886.73	673.91	123.31	1.80	1.09
BAZ	1138	ELL	M				522.86	394.06	1001.29	916.90	150.66	1.33	
BAZ	1140	ELL	M										
BAZ	1152	ELL	M										
BAZ	1157	ELL	M										
BAZ	1169	ELL	M?										
BAZ	1172	ELL?	M										
BAZ	1192	ELL	M	328.00	237.76	58.48	383.77	182.06	647.56	565.31	98.58	2.11	1.38
BAZ	1210	ELL	M										
BAZ	1211	ELL	M										
BAZ	1243	ELL	M										
BAZ	1265	ELL	M	253.61	180.37	-80.89	256.30	177.46	685.40	433.65	88.34	1.44	1.41
BAZ	1367	ELL	M										
BAZ	1378	ELL	M?										
BAZ	1385	ELL	M?										
BAZ	1388	ELL	M				385.64	142.61	754.97	527.56	103.36	2.70	
BAZ	1393	ELL?	M	274.34	184.06	-58.65	328.76	129.83	747.57	458.07	97.04	2.53	1.49
BAZ	1400	ELL	M										
BAZ	1407	ELL	M										
BAZ	1415	ELL	M										
BAZ	1419	ELL	M	308.77	196.85	68.51	330.36	175.31	726.55	505.30	98.48	1.88	1.57
BAZ	1422	ELL	M	239.99	135.19	69.74	257.28	118.05	551.39	375.01	74.35	2.18	1.78
BAZ	1433	ELL	M										
BAZ	1436	ELL	M			73.01			698.57			1.78	1.60
BAZ	1437	ELL	M										
BAZ	1440	ELL	M	414.52	226.15	84.22	417.88	222.96	778.61	640.36	116.95	1.87	1.83
BAZ	1441	ELL	M										
BAZ	1453	ELL	M	283.93	273.58	46.38	391.55	165.99	743.45	556.96	105.74	2.36	1.04
BAZ	1461	ELL	M										
BAZ	1463	ELL	M				332.80	191.69	715.31	524.20	99.46	1.74	
BAZ	1466	ELL	M	274.40	197.37	59.25	317.66	154.13	582.48	471.41	86.99	2.06	1.39
BAZ	1470	ELL	M	423.21	243.59	74.75	439.01	227.94	832.51	666.45	121.44	1.93	1.74
BAZ	1473	ELL	M	328.99	184.22	64.58	372.49	141.06	705.43	512.95	98.91	2.64	1.79
BAZ	1477	ELL	M	278.78	242.15	53.44	324.85	195.87	682.82	520.46	96.63	1.66	1.15
BAZ	1478	ELL	M				346.02	200.52	696.58	546.20	99.53	1.73	
BAZ	1482	ELL	M	298.94	213.30	-63.29	329.11	183.08	748.66	511.85	100.05	1.80	1.40
BAZ	1495	ELL	M	313.48	258.38	52.51	394.27	177.69	746.64	571.32	105.78	2.22	1.21
BAZ	1500	ELL	M	282.26	231.38	-52.33	359.06	154.70	746.44	513.16	100.64	2.32	1.22
BAZ	1506	ELL	M										
BAZ	1608	ELL	M				306.59	186.87	688.89	493.20	93.70	1.64	
BAZ	1659	ELL	M										
BAZ	1660	ELL	M	304.09	278.59	48.42	401.39	181.36	804.33	582.07	110.57	2.21	1.09
BAZ	1140B	ELL	M										
BAZ	396a	ELL	M			52.54						2.30	1.22
BAZ	470A	ELL	M				695.44	314.13	869.69	1008.40	152.02	2.21	
BAZ	940	ELL	IND										
BAZ	1208	ELL	IND										
BAZ	484	ELL	F										
BAZ	496	ELL	F									2.49	
BAZ	517	ELL	F?										
BAZ	551	ELL	F	179.60	208.11	-38.38	255.83	131.74	636.72	387.36	81.25	1.94	0.86
BAZ	591	ELL	F	280.10	241.11	-50.89	357.83	163.38	806.96	520.75	105.74	2.19	1.16
BAZ	597	ELL	F										
BAZ	617	ELL	F										

NECRO POLIS	Burial	PERIOD	SEX	IX TIB	IV TIB	THET TIB	IMAX TIB	IMIN TIB	TA TIB	J TIB	ZP TIB	IXN TIB	IXY TIB
BAZ	628	ELL	F				279.73	125.90	634.08	405.28	83.47	2.22	
BAZ	641	ELL	F										
BAZ	650	ELL	F										
BAZ	653	ELL	F										
BAZ	678	ELL	F										
BAZ	685	ELL	F				378.21	196.51	735.47	574.27	104.82	1.92	
BAZ	687	ELL_DIST	F										
BAZ	770	ELL	F										
BAZ	777	ELL	F										
BAZ	784	ELL	F				241.65	118.69	562.07	360.18	74.77	2.04	
BAZ	800	ELL	F										
BAZ	807	ELL	F	216.22	131.18	69.17	231.14	116.29	645.60	347.22	77.44	1.99	1.65
BAZ	820	ELL	F				343.79	144.20	719.85	487.54	98.50	2.38	
BAZ	828	ELL	F?										
BAZ	914	ELL	F										
BAZ	915	ELL	F	352.54	220.87	68.57	377.78	195.70	780.06	573.04	108.81	1.93	1.60
BAZ	944	ELL	F?										
BAZ	962	ELL	F	206.62	150.02	59.16	238.56	118.06	592.25	356.41	76.07	2.02	1.38
BAZ	965	ELL	F										
BAZ	1009	ELL	F?										
BAZ	1033	ELL	F	141.74	112.76	-64.95	150.07	104.30	433.71	254.33	54.94	1.44	1.26
BAZ	1121	ELL	F										
BAZ	1128	ELL	F										
BAZ	1166	ELL	F				261.84	131.08	598.67	392.67	79.53	2.00	
BAZ	1167	ELL	F										
BAZ	1250	ELL_DIST	F				222.33	127.32	615.03	349.47	75.68	1.75	
BAZ	1261	ELL	F				206.35	122.13	556.28	328.37	71.04	1.69	
BAZ	1319	ELL	F										
BAZ	1341	ELL	F										
BAZ	1357	ELL	F										
BAZ	1410	ELL	F				203.23	98.53	593.57	301.57	69.39	2.06	
BAZ	1427	ELL	F										
BAZ	1431	ELL	F	265.23	129.27	88.42	265.86	128.79	556.09	394.42	77.56	2.06	2.05
BAZ	1443	ELL	F										
BAZ	1444	ELL	F?										
BAZ	1456	ELL	F										
BAZ	1467	ELL	F	194.69	137.88	-56.22	241.25	91.34	565.88	332.37	72.90	2.64	1.41
BAZ	1474	ELL	F										
BAZ	1475	ELL	F	336.05	233.49	68.23	356.65	212.78	845.65	569.12	111.65	1.68	1.44
BAZ	1479	ELL	F	227.26	169.51	56.21	274.92	121.88	654.93	396.48	84.20	2.26	1.34
BAZ	1483	ELL	F	239.70	237.46	-45.61	299.52	177.43	654.01	476.74	91.36	1.69	1.01
BAZ	1488	ELL	F										
BAZ	1647	ELL	F				275.21	137.49	648.23	412.41	84.72	2.00	
BAZ	1650	ELL	F	341.68	242.38	63.33	376.47	207.55	769.85	583.63	107.89	1.81	1.41
BAZ	1657	ELL	F										
BAZ	1662	ELL	F			58.10			748.21			1.78	1.28
BAZ	396b	ELL	F	407.01	286.43	57.91	487.06	206.62	857.41	692.89	125.50	2.36	1.42
CAPE	257	O-A	M										
CAPE	141	O-A	F										
CAPE	171	O-A?	F	289.75	221.57	59.95	324.99	186.22	757.87	511.21	101.46	1.75	1.31
CAPE	108	IND	M										
CAPE	199	IND	M										
CAPE	202	IND	F										
CAPE	227	IND	F				289.72	173.10	744.88	462.82	95.20	1.67	
CAPE	248	IND	F				177.64	88.45	527.91	266.09	62.73	2.01	
CAPE	131	ELL	M										
CAPE	143	ELL	M	276.85	196.82	56.76	338.20	135.58	696.57	473.78	95.92	2.49	1.41
CAPE	151	ELL	M				441.83	206.48	842.84	648.31	119.97	2.14	
CAPE	168	ELL	M	226.68	224.34	-45.36	333.04	118.06	653.36	451.10	89.81	2.82	1.01
CAPE	175	ELL?	M										
CAPE	180	ELL	M										
CAPE	216	ELL	M				209.42	143.33	662.12	352.74	78.76	1.46	
CAPE	144	ELL	F										
CAPE	146	ELL	F	237.00	141.17	70.02	252.14	126.07	614.07	378.21	80.27	2.00	1.68
CAPE	172	ELL	F	522.74	226.00	-78.17	538.45	211.11	911.24	749.57	134.26	2.55	2.31
CAPE	188	ELL	F	272.80	253.05	-47.71	370.06	155.78	698.57	525.84	99.56	2.38	1.08
CAPE	190	ELL	F										
CB	3	ROM?	M?										
CB	10	O-A	M										

NECRO POLIS	Burial	PERIOD	SEX	IX TIB	IY TIB	THET TIB	IMAX TIB	IMIN TIB	TA TIB	J TIB	ZP TIB	IXN TIB	IXY TIB
CB	33	O-A	M										
CB	34	O-A	M				326.44	149.12	689.42	475.67	93.44	2.19	
CB	38	O-A	M				258.66	155.17	680.71	413.93	85.99	1.67	
CB	42	O-A	M										
CB	44	O-A	M										
CB	47	O-A	M									1.63	
CB	71	O-A	M										
CB	75	O-A	M										
CB	77	O-A?	M?										
CB	82	O-A	M										
CB	91	O-A	M										
CB	94	O-A	M										
CB	110	O-A	M										
CB	115	O-A	M										
CB	118	O-A	M?										
CB	126	O-A	M										
CB	132	O-A	M										
CB	140	O-A	M	225.31	202.96	-47.98	323.86	104.49	655.72	428.48	88.29	3.10	1.11
CB	143	O-A	M										
CB	172	O-A?	M										
CB	173	O-A	M										
CB	2	O-A	F										
CB	27	O-A	F										
CB	35	O-A	F										
CB	39	O-A	F										
CB	59	O-A	F										
CB	88	O-A	F										
CB	98	O-A	F										
CB	103	O-A	F										
CB	105	O-A	F										
CB	171	O-A	F										
CB	181	O-A	F										
CB	193	O-A	F				229.04	129.40	610.25	358.44	76.60	1.77	
CB	57B	O-A?	F?				263.10	97.15	539.70	360.40	74.01	2.71	
CB	57A	IND	M										
CB	54A	IND	F?										
CB	32	ELL	M										
CB	62	ELL	M										
CB	76	ELL	M?										
CB	84	ELL?	M										
CB	123	ELL	M?										
CB	164	ELL	M				282.71	124.14	613.59	406.96	82.57	2.28	
CB	54B	ELL	M				428.98	192.36	819.71	621.46	115.94	2.23	
CB	11	ELL	F?										
CB	12	ELL	F										
CB	50	ELL	F?										
CB	67	ELL	F?										
CB	111	ELL	F										
CB	162	ELL	F										
CINTU	17ROM	ROM	M										
CINTU	TR56_T10	ROM?	M	261.00	204.55	57.09	302.77	162.71	689.64	465.17	92.41	1.86	1.28
CINTU	TR56_T3	ROM?	M	280.62	186.78	58.97	334.93	132.63	742.91	467.08	97.01	2.53	1.50
CINTU	TR56_T1	ROM?	F										
CINTU	TR56_T8	ROM?	F	214.87	141.76	-69.31	227.62	128.97	667.80	356.40	79.46	1.76	1.52
CINTU	5	O-A	M										
CINTU	14	O-A	M				234.87	111.43	618.81	346.00	75.25	2.11	
CINTU	17	O-A	M				334.20	132.35	701.40	465.99	93.43	2.53	
CINTU	18	O-A	M										
CINTU	19	O-A	M										
CINTU	23	O-A	M										
CINTU	26	O-A	M	402.68	255.37	65.07	444.85	213.37	835.50	657.61	121.28	2.08	1.58
CINTU	27	O-A	M										
CINTU	34	O-A	M										
CINTU	53	O-A	M										
CINTU	56	O-A	M										
CINTU	74	O-A	M										
CINTU	76	O-A	M				223.74	106.62	601.15	330.12	73.01	2.10	
CINTU	80	O-A	M	248.10	185.83	55.99	301.14	132.84	680.05	433.61	89.34	2.27	1.34
CINTU	97	O-A	M	294.36	212.78	-62.62	325.55	181.54	779.93	506.72	101.13	1.79	1.38

NECRO POLIS	Burial	PERIOD	SEX	IX TIB	IV TIB	THET TIB	IMAX TIB	IMIN TIB	TA TIB	J TIB	ZP TIB	IXN TIB	IXY TIB
CINTU	105	O-A	M										
CINTU	106	O-A	M				368.09	143.33	683.54	510.87	97.41	2.57	
CINTU	108	O-A	M										
CINTU	115	O-A	M										
CINTU	119	O-A	M				546.56	214.86	922.26	760.33	136.37	2.54	
CINTU	125	O-A	M										
CINTU	131	O-A	M				420.56	190.13	816.01	610.03	114.15	2.21	
CINTU	135	O-A	M										
CINTU	136	O-A	M										
CINTU	137	O-A	M										
CINTU	142	O-A	M										
CINTU	143	O-A	M										
CINTU	156	O-A	M				525.80	159.10	710.93	683.89	115.87	3.30	
CINTU	160	O-A	M				382.13	184.75	738.49	566.44	105.58	2.07	
CINTU	180	O-A	M										
CINTU	184	O-A	M										
CINTU	191	O-A	M										
CINTU	193	O-A	M										
CINTU	195	O-A	M										
CINTU	199	O-A	M?	219.72	125.99	75.09	227.25	118.49	640.88	345.59	77.70	1.92	1.74
CINTU	203	O-A	M										
CINTU	205	O-A	M										
CINTU	210	O-A	M	402.62	214.00	-69.19	435.83	181.15	714.45	616.36	109.31	2.41	1.88
CINTU	212	O-A	M	232.96	146.78	-68.53	249.50	130.28	677.55	379.50	82.54	1.92	1.59
CINTU	217	O-A	M										
CINTU	224	O-A	M	222.16	122.01	-89.13	222.74	121.49	624.17	344.03	75.47	1.83	1.82
CINTU	238	O-A	M										
CINTU	242	O-A	M										
CINTU	254	O-A?	M				252.33	147.52	690.17	399.67	85.77	1.71	
CINTU	257	O-A	M										
CINTU	279	O-A?	M	369.78	239.90	68.05	396.46	213.28	814.42	609.24	113.29	1.86	1.54
CINTU	284	O-A?	M?										
CINTU	290	O-A?	M	303.05	242.86	-54.50	367.00	178.93	766.04	545.41	104.96	2.05	1.25
CINTU	293	O-A	M	316.38	306.01	-46.64	406.84	215.40	837.11	621.78	116.76	1.89	1.03
CINTU	298	O-A	M				437.14	199.45	847.36	635.91	119.86	2.19	
CINTU	300	O-A	M				263.63	136.58	671.59	399.91	84.22	1.93	
CINTU	319	O-A	M	315.56	174.84	62.91	366.60	124.14	672.26	490.16	95.85	2.95	1.80
CINTU	321	O-A	M										
CINTU	325	O-A	M				377.98	137.66	670.79	514.98	96.80	2.75	
CINTU	ANAS_2	O-A	M										
CINTU	9	O-A	F										
CINTU	46	O-A	F	234.71	180.75	53.79	298.00	117.50	638.12	415.16	86.14	2.54	1.30
CINTU	100	O-A	F				222.47	128.81	579.54	351.11	74.35	1.73	
CINTU	110	O-A	F	158.62	138.54	-50.21	204.84	92.27	520.64	296.93	65.41	2.22	1.15
CINTU	128	O-A	F										
CINTU	130	O-A	F										
CINTU	133	O-A	F										
CINTU	148	O-A	F										
CINTU	157	O-A	F										
CINTU	167	O-A	F				295.56	131.55	607.74	426.81	84.39	2.25	
CINTU	173	O-A	F										
CINTU	177	O-A	F										
CINTU	178	O-A	F										
CINTU	192	O-A	F										
CINTU	198	O-A	F?										
CINTU	201	O-A	F										
CINTU	207	O-A	F				259.38	149.20	672.68	408.40	85.60	1.74	
CINTU	209	O-A	F				316.06	126.12	685.53	441.82	91.41	2.51	
CINTU	211	O-A	F	359.96	237.52	-65.30	393.90	203.60	655.53	597.10	102.46	1.93	1.52
CINTU	214	O-A	F	144.41	145.96	-44.49	183.74	106.51	548.28	290.13	65.40	1.73	0.99
CINTU	215	O-A	F										
CINTU	255	O-A	F										
CINTU	296	O-A	F										
CINTU	297	O-A	F										
CINTU	301	O-A	F										
CINTU	302	O-A	F	188.73	124.72	70.20	198.71	114.71	612.62	313.27	71.60	1.73	1.51
CINTU	303	O-A	F										
CINTU	322	O-A	F										
CINTU	ANAS_1	O-A	F										

NECRO POLIS	Burial	PERIOD	SEX	IX TIB	IV TIB	THET TIB	IMAX TIB	IMIN TIB	TA TIB	J TIB	ZP TIB	IXN TIB	IXY TIB
CINTU	SS17_T10	IND	M	226.22	182.20	54.17	275.31	133.12	640.49	408.07	82.75	2.07	1.24
CINTU	UNC 1	IND	M	306.86	254.41	-54.27	364.71	196.46	767.80	560.76	105.89	1.86	1.21
CINTU	UNC 2	IND	M	323.04	233.13	60.25	368.21	188.01	762.58	555.70	105.24	1.96	1.39
CINTU	249b	IND	F										
CINTU	SS17_T11	IND	F	163.86	86.34	73.22	171.96	78.31	588.42	250.12	63.37	2.20	1.90
CINTU	SS17_T12	IND	F	166.76	130.69	-59.11	187.25	110.11	540.83	297.25	65.72	1.70	1.28
CINTU	SS17_T13	IND	F	162.84	162.23	-45.17	234.25	90.76	600.06	324.80	73.47	2.58	1.00
CINTU	SS17_T13a	IND	F										
CINTU	SS17_T9	IND	F	232.02	162.80	62.04	259.74	135.04	667.79	394.57	84.28	1.92	1.43
CINTU	36	ELL	M	278.64	151.35	-81.11	282.60	147.49	641.66	429.81	85.93	1.92	1.84
CINTU	50	ELL	M										
CINTU	70	ELL	M										
CINTU	75	ELL	M	213.91	178.71	-54.96	248.86	143.64	585.77	392.30	78.82	1.73	1.20
CINTU	78	ELL	M				276.08	145.47	696.14	421.28	88.36	1.90	
CINTU	83	ELL	M	214.62	176.84	-57.29	242.07	149.23	660.50	391.11	81.80	1.62	1.21
CINTU	89	ELL	M	282.50	262.24	-47.86	377.01	167.73	699.29	544.21	101.35	2.25	1.08
CINTU	96	ELL	M				358.35	148.51	646.17	506.29	94.87	2.41	
CINTU	98	ELL	M				363.42	219.44	780.99	582.56	109.10	1.66	
CINTU	170	ELL	M										
CINTU	175	ELL	M										
CINTU	183	ELL	M										
CINTU	188	ELL	M				284.41	136.12	636.06	420.20	85.03	2.09	
CINTU	231	ELL	M										
CINTU	241	ELL	M										
CINTU	248	ELL	M				315.98	167.11	803.58	482.74	100.45	1.89	
CINTU	249	ELL	M										
CINTU	274	ELL	M	266.91	250.38	-48.17	335.87	181.29	684.04	516.79	96.79	1.85	1.07
CINTU	277	ELL	M										
CINTU	292	ELL	M				387.23	190.99	772.75	577.70	109.06	2.03	
CINTU	309	ELL	M										
CINTU	313	ELL	M	346.02	275.02	89.45	347.16	273.28	786.98	620.48	112.50	1.27	1.26
CINTU	60	ELL	F										
CINTU	67	ELL	F										
CINTU	68	ELL	F										
CINTU	79	ELL	F				197.79	101.15	534.87	298.81	66.34	1.96	
CINTU	81	ELL	F										
CINTU	122	ELL	F	193.25	102.56	-67.15	213.22	82.69	514.99	295.74	65.12	2.58	1.88
CINTU	138	ELL	F										
CINTU	141	ELL	F										
CINTU	204	ELL	F				233.07	135.11	630.90	368.02	79.00	1.72	
CINTU	223	ELL	F										
CINTU	233	ELL	F	150.00	130.76	-53.56	173.61	107.03	532.53	280.53	62.97	1.62	1.15
CINTU	265	ELL	F	243.20	141.25	66.44	267.84	116.73	664.75	384.27	83.16	2.29	1.72
CINTU	267	ELL	F										
CINTU	273	ELL	F				296.07	128.09	617.85	423.83	84.70	2.31	
CINTU	276	ELL	F										
CINTU	306	ELL	F										
CINTU	312	ELL	F				213.64	119.59	570.31	333.08	71.97	1.79	
CINTU	316	ELL	F										
CR	3	O-A	M										
CR	5	O-A	M										
CR	15	O-A	M				307.15	101.68	644.82	408.83	85.73	3.02	
CR	21	O-A	M										
CR	23	O-A	M	204.15	161.13	-51.51	279.19	86.16	654.67	365.35	82.10	3.24	1.27
CR	1	O-A	F	302.82	205.33	-59.95	353.14	155.16	822.42	508.30	104.82	2.28	1.47
CR	2	O-A	F										
CR	9	O-A	F										
CR	11	O-A	F										
CR	13	O-A	F				290.68	116.35	591.18	407.03	81.83	2.50	
CR	19	O-A	F				457.93	214.85	891.21	672.78	125.93	2.13	
CR	24	O-A	F									2.34	
FOS	117	V SEC	M	353.49	182.14	76.41	365.43	170.50	759.12	535.93	103.75	2.14	1.94
FOS	134	V SEC	M	318.99	271.37	-52.43	389.95	200.36	759.43	590.31	107.62	1.95	1.18
FOS	186	V SEC	M										
FOS	207	V SEC	M	214.74	158.75	65.97	229.25	144.11	670.93	373.36	80.86	1.59	1.35
FOS	246	V SEC	M	285.46	188.35	69.35	302.30	171.46	664.11	473.76	91.73	1.76	1.52
FOS	275	V SEC	M										
FOS	484	V SEC	M										
FOS	405A	V SEC	M	238.85	262.44	-41.86	357.42	143.89	727.23	501.31	98.66	2.48	0.91

NECRO POLIS	Burial	PERIOD	SEX	IX TIB	IV TIB	THET TIB	IMAX TIB	IMIN TIB	TA TIB	J TIB	ZP TIB	IXN TIB	IXY TIB
FOS	157	O-A	M										
FOS	163	O-A	M										
FOS	184	O-A	M	434.81	214.30	62.98	513.95	135.79	754.53	649.74	118.81	3.78	2.03
FOS	197	O-A	M										
FOS	215	O-A	M	441.78	255.87	-63.40	505.97	192.18	845.94	698.16	125.69	2.63	1.73
FOS	222	O-A	M										
FOS	255	O-A	M										
FOS	270	O-A	M	379.33	254.29	62.40	427.93	205.83	864.38	633.75	121.60	2.08	1.49
FOS	296	O-A	M										
FOS	319	O-A	M	278.54	216.22	57.76	320.93	173.76	769.10	494.69	99.90	1.85	1.29
FOS	320	O-A	M			-89.94						2.05	2.03
FOS	435	O-A	M				280.97	137.89	634.40	418.86	83.96	2.04	
FOS	437	O-A	M	359.75	260.70	56.03	443.73	176.92	820.14	620.65	117.38	2.51	1.38
FOS	457	O-A	M										
FOS	464	O-A	M	294.39	179.66	71.89	309.10	165.00	682.09	474.11	92.56	1.87	1.64
FOS	534	O-A	M	377.28	208.03	68.60	409.46	176.21	732.93	585.66	107.22	2.32	1.81
FOS	561	O-A	M	306.74	234.53	57.10	360.19	181.08	819.15	541.28	108.02	1.99	1.31
FOS	562	O-A	M	251.92	141.74	-72.27	265.33	128.47	635.33	393.80	81.58	2.07	1.78
FOS	567	O-A	M?	322.18	270.31	-52.65	396.30	196.15	722.42	592.45	106.89	2.02	1.19
FOS	572	O-A	M	261.56	210.27	53.37	326.24	145.63	648.30	471.87	90.57	2.24	1.24
FOS	405B	O-A	M	318.68	225.46	65.93	343.27	200.78	800.85	544.05	106.00	1.71	1.41
FOS	520ridA	O-A	M	446.35	247.13	-61.53	531.38	162.80	812.00	694.18	124.61	3.26	1.81
FOS	159	O-A	F				355.05	145.26	713.21	500.31	98.41	2.44	
FOS	208	O-A	F	262.84	145.87	69.43	282.71	126.14	644.72	408.85	84.57	2.24	1.80
FOS	301	O-A	F?	242.80	131.93	-68.58	263.65	111.24	640.74	374.89	81.02	2.37	1.84
FOS	344	O-A	F				257.46	162.25	648.88	419.71	86.19	1.59	
FOS	524	O-A	F	255.95	160.72	75.41	263.55	153.09	714.54	416.65	88.36	1.72	1.59
FOS	556	O-A	F				204.13	113.50	587.24	317.64	71.37	1.80	
FOS	182	IND	M										
FOS	323	IND	F?				265.25	144.62	639.16	409.87	83.56	1.83	
FOS	76	ELL	M?				277.67	165.50	687.00	443.17	90.49	1.68	
FOS	110	ELL	M	275.02	122.87	82.30	278.69	119.50	636.55	398.19	82.58	2.33	2.24
FOS	140	ELL	M										
FOS	201	ELL	M										
FOS	213	ELL	M										
FOS	235	ELL	M	280.15	209.31	54.91	350.53	139.08	708.86	489.61	97.62	2.52	1.34
FOS	328	ELL	M										
FOS	333	ELL	M	251.79	214.87	54.97	288.65	177.80	720.66	466.45	93.45	1.62	1.17
FOS	370	ELL	M	229.14	134.63	63.83	260.03	103.92	596.93	363.94	77.06	2.50	1.70
FOS	401	ELL	M				277.46	125.73	690.63	403.20	85.64	2.21	
FOS	402	ELL	M										
FOS	407	ELL	M	254.15	228.10	-48.40	353.28	129.08	682.05	482.37	95.14	2.74	1.11
FOS	418	ELL	M	428.23	236.66	-74.19	446.57	218.61	908.78	665.18	125.56	2.04	1.81
FOS	432	ELL	M										
FOS	447	ELL	M	207.38	197.38	46.80	284.63	120.10	589.61	404.73	80.65	2.37	1.05
FOS	469	ELL	M	233.67	212.46	48.99	301.16	144.92	694.88	446.08	90.92	2.08	1.10
FOS	488	ELL	M	308.33	232.86	-55.85	374.07	167.20	710.68	541.27	101.44	2.24	1.32
FOS	491	ELL	M										
FOS	503	ELL	M	198.21	161.14	64.81	209.42	149.68	618.14	359.10	76.42	1.40	1.23
FOS	504	ELL	M	307.35	232.53	-55.87	372.58	167.42	707.84	540.00	100.58	2.23	1.32
FOS	505	ELL	M	271.04	298.58	-41.74	405.20	164.53	717.20	569.73	103.64	2.46	0.91
FOS	516	ELL	M				375.94	204.35	842.87	580.29	112.54	1.84	
FOS	518	ELL	M	376.25	225.60	61.30	442.45	159.84	750.13	602.29	111.18	2.77	1.67
FOS	520	ELL	M	280.69	193.16	-64.19	308.39	165.45	673.56	473.84	92.24	1.86	1.45
FOS	542	ELL	M										
FOS	124C	ELL	M?										
FOS	124E	ELL	M			66.13						1.48	1.29
FOS	2A	ELL	M										
FOS	330C	ELL	M			61.41			688.21			2.47	1.59
FOS	330D	ELL	M	257.11	212.70	-55.02	300.81	168.88	694.46	469.69	92.44	1.78	1.21
FOS	330E	ELL	M	257.94	209.35	-56.03	299.38	167.80	682.57	467.18	91.56	1.78	1.23
FOS	430A	ELL	M	285.77	191.53	-69.19	302.76	174.50	704.61	477.26	93.54	1.74	1.49
FOS	430D	ELL	M	277.19	175.72	66.93	300.48	152.47	618.87	452.96	86.79	1.97	1.58
FOS	516ridA	ELL	M	385.86	252.03	75.28	397.23	240.56	792.76	637.79	113.67	1.65	1.53
FOS	63B	ELL	M										
FOS	85	ELL	F	192.17	176.97	48.58	247.00	122.06	646.79	369.06	80.37	2.02	1.09
FOS	122	ELL	F										
FOS	204	ELL	F										
FOS	220	ELL	F	240.85	209.34	-54.28	275.42	174.56	710.69	449.98	92.49	1.58	1.15

NECRO POLIS	Burial	PERIOD	SEX	IX TIB	IV TIB	THET TIB	IMAX TIB	IMIN TIB	TA TIB	J TIB	ZP TIB	IXN TIB	IXY TIB
FOS	223	ELL	F	219.33	126.89	-69.86	234.29	112.02	579.96	346.31	73.59	2.09	1.73
FOS	225	ELL	F	218.81	178.34	55.01	258.44	138.62	655.17	397.06	83.57	1.86	1.23
FOS	252	ELL	F									1.60	
FOS	265	ELL	F	293.59	221.34	-58.28	339.25	175.63	751.96	514.87	101.98	1.93	1.33
FOS	279	ELL	F	151.51	131.22	-53.86	175.20	107.41	580.11	282.61	66.06	1.63	1.15
FOS	288	ELL	F				196.12	94.68	525.34	290.81	64.31	2.07	
FOS	351	ELL	F										
FOS	381	ELL	F				307.03	186.27	736.63	493.30	97.98	1.65	
FOS	410	ELL	F	145.88	106.15	57.49	173.32	78.67	466.83	251.99	57.33	2.20	1.37
FOS	417	ELL	F	264.72	180.07	66.45	285.32	159.43	653.07	444.75	88.65	1.79	1.47
FOS	427	ELL	F										
FOS	431	ELL	F										
FOS	544	ELL	F	161.25	161.57	-44.98	217.02	105.72	577.84	322.74	70.79	2.05	1.00
FOS	124A	ELL	F										
FOS	124B	ELL	F				252.15	157.66	688.53	409.82	85.93	1.60	
FOS	124D	ELL	F										
FOS	330B	ELL	F				265.72	112.11	601.88	377.83	78.76	2.37	
FOS	430B	ELL	F	178.36	152.83	-58.30	194.61	136.39	588.77	330.99	71.61	1.43	1.17
FOS	430C	ELL	F	222.63	180.46	65.96	233.67	169.16	671.69	402.84	84.39	1.38	1.23
FOS	516ridB	ELL	F?										
FOS	520ridB	ELL	F	143.17	119.52	54.90	166.67	95.93	554.55	262.60	62.95	1.74	1.20
FOS	63A	ELL	F	214.57	162.18	-59.73	242.27	134.41	628.85	376.68	80.50	1.80	1.32
FOS	63C	ELL	F										
NAV	8	ROM?	M				635.29	263.84	901.89	899.13	147.29	2.41	
NAV	1B	ELL	M	258.29	158.36	70.71	273.07	143.63	694.32	416.71	87.36	1.90	1.63
NAV	4	ELL	F				189.33	110.23	585.08	299.56	69.18	1.72	
PELT	134	O-A	F										
PELT	111	ELL	M	366.01	208.11	70.45	390.18	184.19	782.98	574.37	109.56	2.12	1.76
PELT	112	ELL	M										
PELT	114	ELL	M										
PELT	133	ELL	M	326.60	187.18	-71.63	345.09	168.87	711.80	513.96	99.10	2.04	1.74
PELT	113	ELL	F	289.43	152.54	-68.95	314.11	128.10	693.58	442.21	91.98	2.45	1.90
PELT	130	ELL	F										
PELT	132	ELL	F										
POG	12	O-A	M										
POG	13	O-A?	M?			68.78						1.97	1.63
POG	15	O-A	M										
POG	25	O-A	M	361.17	193.67	-73.01	379.58	175.51	814.21	555.10	109.96	2.16	1.86
POG	29	O-A	M										
POG	11	O-A?	F										
POG	41	O-A?	F				273.13	171.41	690.22	444.54	90.27	1.59	
POG	56	IND	M										
POG	85	IND	M				362.35	147.98	698.65	510.32	97.81	2.45	
POG	87	IND	M	220.73	168.68	-57.65	256.40	132.97	664.74	389.37	83.90	1.93	1.31
POG	90	IND	M									2.85	
POG	99	IND	M										
POG	107	IND	M				424.22	151.59	783.64	575.81	110.33	2.80	
POG	121	IND	M	295.37	191.05	60.59	345.09	141.51	729.62	486.60	97.46	2.44	1.55
POG	126	IND	M										
POG	131	IND	M										
POG	133	IND	M			57.01						2.18	1.35
POG	139	IND	M				403.40	198.39	821.06	601.78	114.55	2.03	
POG	141	IND	M	287.14	199.94	-63.84	315.87	171.19	724.97	487.06	97.27	1.85	1.44
POG	153	IND	M										
POG	182	IND	M				388.67	156.95	727.30	545.61	102.77	2.48	
POG	186	IND	M?										
POG	204	IND	M									1.86	
POG	207	IND	M				325.71	170.09	703.12	495.80	96.55	1.91	
POG	208	IND	M				503.42	196.73	831.89	700.16	123.76	2.56	
POG	209	IND	M										
POG	213	IND	M	321.68	349.45	41.93	464.23	206.91	824.68	671.14	121.96	2.24	0.92
POG	51 or 55	IND	M			-73.23						2.41	2.04
POG	54	IND	IND										
POG	61	IND	IND										
POG	91	IND	IND										
POG	102	IND	IND										
POG	122	IND	IND										
POG	152	IND	IND										
POG	36	IND	F										

NECRO POLIS	Burial	PERIOD	SEX	IX TIB	IY TIB	THET TIB	IMAX TIB	IMIN TIB	TA TIB	J TIB	ZP TIB	IXN TIB	IXY TIB
POG	89	IND	F				200.23	95.29	564.75	295.52	67.46	2.10	
POG	94	IND	F										
POG	95	IND	F										
POG	97	IND	F				239.82	92.91	550.98	332.74	71.61	2.58	
POG	101	IND	F										
POG	110	IND	F						604.29			1.70	
POG	117	IND	F										
POG	123	IND	F	323.19	187.70	80.51	328.00	182.94	723.77	510.94	98.81	1.79	1.72
POG	125	IND	F										
POG	159	IND	F				236.94	115.65	625.96	352.59	78.20	2.05	
POG	184	IND	F										
POG	219	IND	F				338.36	152.33	700.11	490.68	96.11	2.22	
POG	221	IND	F										
POG	115 or 145	IND	F										
POG	44	ELL	M										
POG	37	ELL	F	246.91	114.21	83.17	249.41	111.90	580.52	361.31	76.33	2.23	2.16

Appendix 27 – CSG properties of the tibia of the non-Iron Age comparative samples.

Size-standardized data.

Abbreviations as in the title page of Appendices 1, 11-15.

PERIOD	Burial	SEX	IX TIB	IV TIB	THET TIB	IMAX TIB	IMIN TIB	TA TIB	J TIB	ZP TIB	IXN TIB	IXY TIB
NEOL	Arene Candide 2TINFI	M	370.78	266.08	60.63	419.30	217.55	837.92	636.85	119.44	1.93	1.39
NEOL	Arene Candide 6PE	M										
NEOL	Arene Candide 7PE	M	347.07	225.06	57.84	426.87	145.26	672.01	572.13	103.01	2.94	1.54
NEOL	Arene Candide 8PE	M	322.87	195.02	59.63	389.77	128.12	715.89	517.89	102.05	3.04	1.66
NEOL	Arene Candide EVIPE	M	642.58	233.29	82.71	649.40	226.47	910.77	875.87	147.53	2.87	2.75
NEOL	Arene Candide III ROMA	M				565.64	250.15		815.79	140.61	2.26	
NEOL	Arene Candide IV ROMA	M				382.28	151.48		533.76	105.26	2.52	
NEOL	Arene Candide IXFI	M	336.56	198.24	69.56	358.86	175.94	788.16	534.80	106.87	2.04	1.70
NEOL	Arene Candide VROMA	M				443.70	208.20		651.90	125.20	2.13	
NEOL	Arene Candide XIIIIFI	M	253.17	174.61		277.89	149.87	716.31	427.47	90.46	1.85	1.45
NEOL	Arma dell'Aquila IIFI	M	353.65	183.88		359.73	177.99	719.86	537.34	101.81	2.02	1.93
NEOL	Arma dell'Aquila III	M									3.04	
NEOL	Bergeggi 2PE	M				365.97	111.57	696.68	477.00	96.60	3.31	
NEOL	Bergeggi 3PE	M									2.63	1.49
NEOL	Bergeggi 4PE	M										
NEOL	Bergeggi A2FI	M	410.16	239.13		467.33	182.42	815.52	648.88	118.79	2.57	1.72
NEOL	Pollera 10PE	M	408.79	192.57	68.91	446.55	154.81	804.47	601.36	116.42	2.88	2.12
NEOL	Pollera 13PE	M	412.63	210.66	66.88	457.64	165.64	769.49	623.29	115.29	2.76	1.96
NEOL	Pollera 22PE	M										
NEOL	Pollera 30PE	M	268.42	231.01		349.45	150.00	688.54	499.00	96.48	2.34	1.16
NEOL	Pollera 32PE	M									2.48	1.50
NEOL	Pollera 6246PE	M	379.27	255.56	58.36	455.01	179.81	855.94	634.82	122.41	2.53	1.48
NEOL	Arene Candide EIVPE	F	215.05	217.98	-44.43	289.73	143.30	687.71	433.03	90.38	2.02	0.99
NEOL	Arene Candide VIIIIFI	F				361.49	169.56		533.09	107.55	2.13	
NEOL	Arene Candide XIIFI	F	355.21	252.91	60.34	404.31	203.80	763.26	608.11	111.03	1.98	1.40
NEOL	Arma dell'Aquila IFI	F	226.41	196.56		292.74	130.16	647.05	422.66	86.92	2.26	1.15
NEOL	Arma dell'Aquila VFI	F	325.60	165.06	75.72	336.72	153.93	725.94	490.65	98.35	2.19	1.97
NEOL	Bergeggi 5PE	F				234.83	116.36	601.92	350.98	75.94	2.02	
NEOL	Boragni 1FI	F	274.17	172.79		305.05	141.99	649.58	446.70	88.80	2.15	1.59
NEOL?	Arma del Morto III	F				328.80	132.73		462.86	93.32	2.48	
NEOL	Pollera 12PE	F	364.83	189.94	73.81	380.93	173.84	774.59	554.77	108.89	2.19	1.92
NEOL	Pollera 14PE	F	311.06	140.50	78.96	317.81	133.75	682.86	451.56	92.93	2.38	2.21
NEOL	Pollera 1TINFI	F	220.43	136.81	-65.91	241.31	115.92	617.19	357.23	77.79	2.08	1.61
NEOL	Pollera 33PE	F	280.49	140.56	67.34	310.04	111.01	650.05	421.05	87.84	2.79	2.00
NEOL?	Tana I	F				337.69	94.08		423.74	90.04	3.59	
MED	S. PARAGORIO 04 US4319	M	228.42	169.23	79.48	230.54	167.12	641.02	397.66	81.29	1.38	1.35
MED	S. PARAGORIO 04 US5112 T25	M										
MED	S. PARAGORIO 04 US5135 T32	M	427.37	215.38	-65.00	486.30	156.46	777.70	642.75	118.54	3.11	1.98
MED	S. PARAGORIO 04 US5144 T33	M										
MED	S. PARAGORIO 05 US5172	M	259.62	168.08	69.27	274.93	152.77	696.44	427.70	89.49	1.80	1.54
MED	S. PARAGORIO 05 US5188	M										
MED	S. PARAGORIO 05 US5212 T52	M	402.76	251.60	63.63	452.01	202.35	843.40	654.35	120.03	2.23	1.60
MED	S. PARAGORIO 05 US5217	M										
MED	S. PARAGORIO 05 US5304 T69	M										

PERIOD	Burial	SEX	IX TIB	IY TIB	THET TIB	IMAX TIB	IMIN TIB	TA TIB	J TIB	ZP TIB	IXN TIB	IXY TIB
MED	S. PARAGORIO 97 US3554C	M										
MED	S. PARAGORIO 97 US3554D	M										
MED	S. PARAGORIO 97 US3581	M				345.38	141.36	706.16	486.73	97.06	2.44	
MED	S. PARAGORIO 97 US3610 A	M										
MED	S. PARAGORIO 97 US3623	M	313.35	199.08	71.63	327.51	183.56	765.63	511.08	102.80	1.78	1.57
MED	S. PARAGORIO 97 US3688	M	319.19	201.08	71.07	334.93	185.33	773.78	520.27	101.72	1.81	1.59
MED	S. PARAGORIO 97 US3706	M	443.08	256.13	71.03	468.12	231.09	900.07	699.21	126.07	2.03	1.73
MED	S. PARAGORIO 97 US3714	M	288.10	195.29	-75.77	294.48	188.91	746.04	483.39	96.11	1.56	1.48
MED	S. PARAGORIO 04 US5140 T30	F										
MED	S. PARAGORIO 04 US5149	F	243.81	189.91	-57.00	283.11	150.60	650.68	433.71	86.57	1.88	1.28
MED	S. PARAGORIO 05 US5190	F	275.48	229.57	50.41	374.82	130.23	679.62	505.05	95.80	2.88	1.20
MED	S. PARAGORIO 05 US5223 T55	F	225.25	155.71	70.84	234.79	146.17	676.47	380.96	82.98	1.61	1.45
MED	S. PARAGORIO 05 US5298 T67	F	227.66	126.69	70.46	242.21	112.14	619.45	354.36	78.18	2.16	1.80
MED	S. PARAGORIO 97 US3568A	F										
MED	S. PARAGORIO 97 US3614	F										
MED	S. PARAGORIO 97 US3617 A	F										
MED	S. PARAGORIO 97 US3702	F	217.68	205.12	-48.30	265.99	156.80	738.06	422.80	91.54	1.70	1.06

Appendix 28 – Osteometric measurements of humerus for the Iron Age burials analyzed in this study.

Abbreviations as in the title page of Appendices 1, 11-14, in addition:

1 and 2: reference to the measurements by Martin and Saller, 1957;

SI: superior-inferior;

AP: anterior-posterior;

NECK: length of the bone at the anatomical length of the humerus;

Values in *ITALIC* are estimated from aligning fragments of reasonably complete bones;

Values in **BOLD** are regressed using formulae from Chapter 5.2;

Est: the position of the cross-section was estimated as explained in Chapter 5.2.

NECROPOLIS	PERIOD	Burial	SEX	HUM SIR	HUM APR	HUM 1R	HUM 2R	HUM NECKR	HUM SIL	HUM APL	HUM 1L	HUM 2L	HUM NECKL
ALF	V SEC	1	M	44.93		320.00	318.00		45.10		315.00	312.00	
ALF	V SEC	3	M			324.00	322.00		45.30		314.00	313.00	
ALF	V SEC	4	M				325.6					318.00	
ALF	V SEC	5	M			328.00	322.00				<i>est</i>	314.1	
ALF	V SEC	6	M	46.90		332.00	327.00				320.00	318.00	285.00
ALF	V SEC	9	M	48.60	42.40	354.00	347.00		45.20			342.00	
ALF	V SEC?	12	M				337.00						
ALF	V SEC?	18	M			<i>est</i>	344.0				340.00	336.00	
ALF	V SEC	19	M	41.00		318.00	311.00					303.8	
ALF	V SEC	21	M	44.00	41.00	324.00	319.00						
ALF	V SEC?	35	M		41.50	319.00	317.00		41.70		311.00	308.00	
ALF	V SEC	36	M	47.00	44.00	343.00	338.00					329.0	
ALF	V SEC	40	M	42.00	41.00	311.00	307.0		43.00		312.00	308.00	
ALF	V SEC	42	M			<i>est</i>					<i>est</i>		
ALF	V SEC?	53	M										
ALF	V SEC	68	M	51.50	46.20	337.00	335.00					326.2	
ALF	V SEC	73	M				328.7		46.00		323.00	321.00	
ALF	V SEC?	77	M			<i>est</i>					<i>est</i>		
ALF	V SEC	82	M	46.00	43.00	334.00	330.50		48.00		332.00	328.00	
ALF	V SEC?	84	M	49.50	45.50	336.00	331.00		46.50		328.00	323.00	
ALF	V SEC	86	M	44.50		322.00	319.00					311.3	
ALF	V SEC	88	M				291.00		40.00		291.00	287.8	
ALF	V SEC	89	M	50.00	45.00	330.00	325.00		49.50	44.00	321.50	318.00	
ALF	V SEC?	90	M	50.00		321.00	319.00				<i>est</i>	311.3	
ALF	V SEC?	98	M	44.00	41.50	309.00	305.00					298.2	
ALF	V SEC	109	M	48.00	45.00	327.00	322.00		48.00		323.00	319.00	
ALF	V SEC	112	M				333.8		46.00	44.00	329.00	326.00	
ALF	V SEC	114	M	48.00	46.00	317.00	313.00		49.00	43.50	308.00	306.00	
ALF	V SEC	115	M	46.50	42.00	326.00	323.00		44.00		314.00	313.00	
ALF	V SEC	116	M	48.35		326.00	324.00	284.00	46.30	42.00	321.00	318.00	
ALF	V SEC	117	M	49.40	44.40	339.00	335.00		48.00	43.00	331.00	328.00	
ALF	V SEC	119	M	49.50	45.00	340.00	335.00		49.00		332.00	327.00	
ALF	V SEC?	121	M	49.50		321.00	315.00		48.20	42.00	312.00	307.00	
ALF	V SEC	126	M	50.00	47.30	324.00	316.00		50.50	45.50	319.00	314.00	
ALF	V SEC	130	M			315.00	310.00		46.50	44.00	324.00	320.00	
ALF	V SEC	132	M	45.20		317.50	314.00		45.30	41.40	310.00	306.00	
ALF	V SEC	7	F			<i>est</i>	309.3		40.00		307.00	302.00	274.00
ALF	V SEC	8	F	42.60		306.00	302.00		41.00	37.80	298.00	295.00	
ALF	V SEC	10	F				301.1		42.40	39.00	297.00	294.00	
ALF	V SEC	37	F										
ALF	V SEC	49	F										
ALF	V SEC	65	F	43.00	41.00	309.00	304.00		42.00		304.00	300.00	
ALF	V SEC	69	F				306.3		41.50	39.50	306.00	299.00	
ALF	V SEC	70	F	41.50	39.50	287.50	283.00		41.00	37.00		277.8	
ALF	V SEC	72	F			293.00	292.00				288.00	285.00	
ALF	V SEC	76	F	41.50		293.00	289.00		42.00	38.50	282.00	278.00	
ALF	V SEC	79	F	42.60			286.00					280.6	
ALF	V SEC	85	F			275.00	274.00				<i>est</i>	269.4	
ALF	V SEC	110	F			<i>est</i>					<i>est</i>		
ALF	V SEC	111	F			<i>est</i>					<i>est</i>		
ALF	V SEC	113	F			<i>est</i>					<i>est</i>		
ALF	V SEC	118	F	43.00	39.00	310.00	306.00					299.2	
ALF	V SEC	120	F			<i>est</i>					<i>est</i>		

NECROPOLIS	PERIOD	Burial	SEX	HUM SIR	HUM APR	HUM 1R	HUM 2R	HUM NECKR	HUM SIL	HUM APL	HUM 1L	HUM 2L	HUM NECKL
ALF	V SEC	124	F	38.00	36.50		281.00				<i>est</i>	275.9	
ALF	V SEC	127	F			<i>est</i>					<i>est</i>		
ALF	V SEC?	128	F	47.00	43.50	307.00	302.00					297.00	
ALF	O-A	39	M	42.60		298.00	295.00				291.00	288.00	
ALF	O-A	41	M			314.00	310.00		42.30		310.00	305.00	
ALF	O-A	66	M	48.50	44.50	311.00	306.00		46.50		309.00	303.00	
ALF	O-A	67	M	49.50	44.50	315.00	310.00		47.50			302.00	
ALF	O-A	78	M	43.00	40.50	321.00	315.00				<i>est</i>	307.6	
ALF	O-A	83	M			<i>est</i>	336.9				333.00	329.00	
ALF	O-A	91	M	45.30	41.40	333.00	328.00		46.00		326.00	321.00	
ALF	O-A	97	M	48.50	45.00	334.50	331.00		46.00		328.00	326.00	
ALF	O-A	102	M										
ALF	O-A	105	M	43.50		301.00	297.00					290.8	
ALF	O-A	93	F	41.40		295.00	290.00		42.50		290.50	286.00	
ALF	O-A	122	F	36.50		287.00	281.00					275.9	
BAR	O-A	5	M	46.24	45.70	334.00	331.00	283.00	47.20	44.40	328.00	326.00	286.00
BAR	O-A	13	M	50.60	47.00	346.00	340.00	306.00	49.50	46.20	337.00	334.00	299.00
BAR	O-A	14	M			344.00	340.00				331.00	328.00	
BAR	O-A	16	M	44.36	43.40	<i>est</i>	305.2			43.77		298.00	
BAR	O-A	21	M	44.00		318.00	313.00	280.00			<i>est</i>	305.7	
BAR	O-A	23	M			<i>est</i>					<i>est</i>		
BAR	O-A	29	M										
BAR	O-A	30	M	41.00		366.00	360.00				<i>est</i>	349.5	
BAR	O-A	31	M	47.00		329.00	324.00				320.00	317.00	274.00
BAR	O-A	32	M			317.00	315.00				<i>est</i>	307.6	
BAR	O-A	38	M	47.00	46.00	306.00	303.00	264.00			295.00	292.00	
BAR	O-A	39	M	47.00			320.00				<i>est</i>	312.2	
BAR	O-A	40	M	47.30	45.40	333.00	331.00	291.00			331.00	328.00	
BAR	O-A	42	M	48.50		310.00	306.00	268.00			305.00	302.00	
BAR	O-A	47	M			<i>est</i>	317.5		43.90	42.00	314.00	310.00	272.00
BAR	O-A	49	M			<i>est</i>					<i>est</i>		
BAR	O-A	52	M			332.00	327.00					318.7	
BAR	O-A	54	M	45.30	44.30	335.00	330.00	293.00				321.5	
BAR	O-A	64	M	47.70		300.00	296.00	254.00			297.00	292.00	
BAR	O-A	68	M?			<i>est</i>					<i>est</i>		
BAR	O-A	70	M	45.80	45.00	329.00	325.00	289.00	43.70	44.30	317.00	313.00	278.00
BAR	O-A	74	M			357.00	353.00				<i>est</i>	342.9	
BAR	O-A	81	M	47.13	44.50	350.00	348.00	302.00	45.65	43.77	339.00	336.00	301.00
BAR	O-A	87	M			<i>est</i>	334.8				330.00	327.00	
BAR	O-A	90	M	46.70	44.70	299.00	295.00	259.00			294.00	290.00	
BAR	O-A	97	M?			324.00	321.00				316.00	310.00	
BAR	O-A	113	M			313.00	309.0				316.00	312.2	
BAR	O-A	114	M			323.00	318.8				<i>est</i>	311.1	
BAR	O-A	115	M	46.60	42.30	316.00	312.00	277.00	45.50	43.10	306.00	303.00	266.00
BAR	O-A	121	M	48.00		316.00	313.00				316.00	311.00	
BAR	O-A	128	M	53.10	47.60	327.00	322.50	280.00			318.00	316.00	
BAR	O-A	84(bis)	M				302.2		44.40		298.00	295.00	264.00
BAR	O-A	20	F	42.50	40.60	298.00	294.00	260.00	40.00		288.00	286.00	253.00
BAR	O-A	22	F	40.65	38.95	295.00	293.00	258.00	39.20	38.15	292.00	289.00	257.00
BAR	O-A	25	F	38.40		287.00	282.00	253.00	37.80		277.00	274.00	246.00
BAR	O-A	33	F			<i>est</i>	309.3				306.00	302.00	
BAR	O-A	34	F			297.00	294.00				<i>est</i>	288.0	
BAR	O-A	36	F			<i>est</i>	311.4				307.00	304.00	

NECROPOLIS	PERIOD	Burial	SEX	HUM SIR	HUM APR	HUM 1R	HUM 2R	HUM NECKR	HUM SIL	HUM APL	HUM 1L	HUM 2L	HUM NECKL
BAR	O-A	43	F				293.9				290.00	286.9	
BAR	O-A	55	F			337.00	334.00				329.00	326.00	
BAR	O-A	59	F			305.00	302.00					295.5	
BAR	O-A	61	F	34.00		290.00	287.00	260.00				281.5	
BAR	O-A	62	F			314.00	310.00					307.00	
BAR	O-A	65	F			304.00	301.00				299.00	297.00	
BAR	O-A	67	F										
BAR	O-A	69	F			est					est		
BAR	O-A	94	F	41.20	36.50	304.00	300.00	269.00			300.00	296.00	
BAR	O-A	96	F										
BAR	O-A	98	F			272.00	270.00		38.00	35.50	267.00	265.00	
BAR	O-A	100	F?			290.00	288.00		40.00			282.4	
BAR	O-A	110	F?			est	305.8				302.00	298.6	
BAR	O-A	112	F			319.00	312.00				est	304.8	
BAR	O-A	119	F			307.00	304.00					297.3	
BAR	O-A	125	F	30.15		273.00	270.00	243.00	30.00		273.00	268.00	243.00
BAR	O-A	132	F	43.30		313.00	309.00	279.00				302.0	
BAZ	V SEC	387	M	46.25		330.00	325.00				320.00	315.00	
BAZ	V SEC	404	M	48.40		336.00	333.00	296.00			330.00	327.00	
BAZ	V SEC	471	M			est					est		
BAZ	V SEC	491	M			343.00	336.00				est	327.1	
BAZ	V SEC	506	M			est					est		
BAZ	V SEC	533	M			est	274.6		39.60		270.00	268.00	235.00
BAZ	V SEC?	649	M			est					300.00	296.00	
BAZ	V SEC?	776	M			est	302.2				est	295.00	
BAZ	V SEC?	794	M			est					est		
BAZ	V SEC?	808	M	48.40	45.20	326.00	321.8				est	313.9	
BAZ	V SEC?	824	M	48.00		360.00	357.00				est	346.7	
BAZ	V SEC?	839	M?										
BAZ	V SEC?	850	M			est					est		
BAZ	V SEC	863	M				335.9				330.00	328.00	
BAZ	V SEC	907	M			est					est		
BAZ	V SEC?	928	M										
BAZ	V SEC	939	M	45.60	42.00	309.00	305.00	264.00				298.2	
BAZ	V SEC	952	M			est					est		
BAZ	V SEC	956	M			320.00	318.00		46.30	43.30	est	310.4	
BAZ	V SEC	978	M			300.00	295.00				est	288.9	
BAZ	V SEC	983	M			est					est		
BAZ	V SEC	990	M	44.80	42.90	329.00	326.00	282.00	43.40	41.00	324.00	321.00	276.00
BAZ	V SEC	995	M										
BAZ	V SEC	1023	M			est					est		
BAZ	V SEC?	1028	M?			322.00	318.00	282.00			305.00	303.00	
BAZ	V SEC	1036	M	44.10		est					est		
BAZ	V SEC	1040	M			292.00	292.00		45.30	40.20	288.00	287.00	243.00
BAZ	V SEC	1042	M	49.25		334.00	331.00				est	322.5	
BAZ	V SEC	1123	M	49.90	46.00	318.00	310.00	273.00			311.00	305.00	
BAZ	V SEC	1134	M			est					est		
BAZ	V SEC	1137	M			est					est		
BAZ	V SEC	1150	M	47.70		327.00	321.00				est	313.1	
BAZ	V SEC?	1156	M	45.70		351.00	347.00		44.40		348.00	342.00	
BAZ	V SEC	1174	M			343.00	338.00	298.00			est	329.0	
BAZ	V SEC	1176	M	49.00		340.00	335.00	285.00				326.2	
BAZ	V SEC	1180	M										

NECROPOLIS	PERIOD	Burial	SEX	HUM SIR	HUM APR	HUM 1R	HUM 2R	HUM NECKR	HUM SIL	HUM APL	HUM 1L	HUM 2L	HUM NECKL
BAZ	V SEC	1214	M			330.00	324.00				est	315.9	
BAZ	V SEC	1218	M			est					est		
BAZ	V SEC	1226	M			est	302.2		47.20		300.00	295.00	258.00
BAZ	V SEC	1236	M	47.90		est					est		
BAZ	V SEC?_DIST	1245	M	47.66	45.50	304.00	300.00	270.00			est	293.6	
BAZ	V SEC?	1332	M	48.20	43.20	331.00	326.00				est	317.8	
BAZ	V SEC?	1333	M			est					est		
BAZ	V SEC?	1334	M	47.30		313.00	310.00	268.00			303.00	300.00	261.00
BAZ	V SEC?	1337	M			est	326.7		49.50	44.00	321.00	319.00	274.00
BAZ	V SEC?	1347	M			est					est		
BAZ	V SEC?	1360	M			est					est		
BAZ	V SEC?	1379	M			335.00	330.00		49.00		est	321.5	
BAZ	V SEC?	1418	M	47.80	43.60	352.00	347.00	310.00	47.80	42.90	344.00	330.00	290.00
BAZ	V SEC?	1471	M	46.40	44.00	322.00	318.00	282.00	44.00	43.20	312.00	308.00	272.00
BAZ	V SEC?	1484	M			312.00	308.00	274.00	46.60			301.0	
BAZ	V SEC?	1496	M	50.00	47.50	329.00	324.00	283.00	50.80	47.50	318.00	315.00	271.00
BAZ	V SEC?	1586	M			est	335.9				330.00	328.00	285.00
BAZ	V SEC?	1306A	M			331.00	326.00				est	317.8	
BAZ	V SEC?	1306B	M			est	316.5		45.00		312.00	309.00	
BAZ	V SEC	384A	M						42.46				
BAZ	V SEC	884	IND			est					est		
BAZ	V SEC	1201	IND										
BAZ	V SEC?	768	F			est	313.8				310.00	306.4	
BAZ	V SEC	810	F	37.13		288.00	286.00	254.00	38.35	35.24	284.00	280.00	247.00
BAZ	V SEC	817	F										
BAZ	V SEC?	837	F	40.10		298.00	295.00				est	288.9	
BAZ	V SEC	855	F	39.00	38.50	310.00	305.00	275.00				298.2	
BAZ	V SEC?	887	F	42.30		306.00	303.00	266.00			302.00	297.00	
BAZ	V SEC	892	F			310.00	306.00				est	299.2	
BAZ	V SEC?	922	F	38.50		289.00	284.00	254.00			279.00	276.00	
BAZ	V SEC	969	F?			est					est		
BAZ	V SEC	997	F?			314.00	312.00				310.00	308.00	
BAZ	V SEC	1191	F	43.80		306.00	304.00	270.00				297.3	
BAZ	V SEC	1228	F			est	301.1					294.00	292.00
BAZ	V SEC?	1469	F	43.80	41.90	298.00	292.00	261.00	42.80	41.70	293.00	287.00	255.00
BAZ	V SEC?	1530	F			296.00	292.00					290.00	
BAZ	V SEC?	1590	F?			est					est		
BAZ	IMP	742	M	47.60	45.00	333.00	326.00	285.00	46.80	43.00	328.00	312.00	283.00
BAZ	IMP	734	F	41.05	38.60	306.00	302.00	273.00	38.70	38.66	295.00	292.00	260.00
BAZ	O-A	406	M										
BAZ	O-A	407	M			est	320.00				est	312.2	
BAZ	O-A	408	M			est					est		
BAZ	O-A	411	M			est					est		
BAZ	O-A	417	M			est	297.1				295.00	290.00	
BAZ	O-A	423	M			est					est		
BAZ	O-A	426	M			est	322.6					315.00	
BAZ	O-A	428	M			est					est		
BAZ	O-A	440	M			est					est		
BAZ	O-A	441	M			est	318.5		43.90		315.00	311.00	268.00
BAZ	O-A	444	M										
BAZ	O-A	536	M			est					est		
BAZ	O-A	541	M										
BAZ	O-A	560	M			est					est		

NECROPOLIS	PERIOD	Burial	SEX	HUM SIR	HUM APR	HUM 1R	HUM 2R	HUM NECKR	HUM SIL	HUM APL	HUM 1L	HUM 2L	HUM NECKL
BAZ	O-A	565	M	53.90		347.00	343.00				est	333.6	
BAZ	O-A	579	M										
BAZ	O-A	589	M?			est	308.8				305.00	301.5	
BAZ	O-A	632	M			est					est		
BAZ	O-A	633	M										
BAZ	O-A	636	M										
BAZ	O-A	659	M	47.40		318.00	315.00	270.00	47.30		314.00	312.00	269.00
BAZ	O-A	661	M			est					est	335.00	
BAZ	O-A	670	M			est					est		
BAZ	O-A	673	M			est					est		
BAZ	O-A	682	M			325.00	322.00					314.1	
BAZ	O-A	691	M			est	327.7				322.00	320.00	
BAZ	O-A	692	M										
BAZ	O-A	698	M										
BAZ	O-A	699	M			est					est		
BAZ	O-A	735	M			est	264.4		41.70		260.00	258.00	
BAZ	O-A	736	M	47.20	45.50	327.00	324.00		45.10		est	315.9	
BAZ	O-A	740	M			est					est		
BAZ	O-A	747	M			est	322.6		46.20		318.00	315.00	
BAZ	O-A	772	M	48.80		347.00	344.00	297.00			est	334.6	
BAZ	O-A	793	M			est					est		
BAZ	O-A	840	M			est					est		
BAZ	O-A	842	M			est					est		
BAZ	O-A	866	M			est					est		
BAZ	O-A	868	M			est					est		
BAZ	O-A	870	M										
BAZ	O-A	890	M										
BAZ	O-A	897	M?			est	300.1		40.85	37.30	298.00	293.00	260.00
BAZ	O-A	899	M			est					est		
BAZ	O-A	912	M			est					est		
BAZ	O-A	924	M										
BAZ	O-A	945	M	50.90	44.50	361.00	356.00	314.00			est	345.7	
BAZ	O-A	976	M	45.00	42.00	318.00	314.00	276.00			est	306.6	
BAZ	O-A	1014	M			est					est		
BAZ	O-A	1016	M										
BAZ	O-A	1031	M			est					est		
BAZ	O-A	1038	M			325.00	321.00				320.00	318.00	275.00
BAZ	O-A	1112	M										
BAZ	O-A	1119	M			est					est		
BAZ	O-A	1145	M			est					est		
BAZ	O-A	1204	M				325.00	282.00	46.10	41.00		315.00	277.00
BAZ	O-A	1205	M			est					est		
BAZ	O-A	1206	M			334.00	333.00				est	324.3	
BAZ	O-A	1223	M?										
BAZ	O-A	1242	M			est					est		
BAZ	O-A	1251	M	42.50	43.45	327.00	321.00	299.00			313.00	309.00	
BAZ	O-A	1273	M?			est					est		
BAZ	O-A?	1325	M										
BAZ	O-A	1339	M			est			43.20		309.00	305.00	
BAZ	O-A	1359	M			est	319.5				317.00	312.00	
BAZ	O-A	1376	M	45.40	44.30	324.00	321.00	281.00			317.00	314.00	
BAZ	O-A?	1382	M	49.00		346.00	342.00	300.00	47.02	44.00	330.00	326.00	287.00
BAZ	O-A	1423	M			est					est		

NECROPOLIS	PERIOD	Burial	SEX	HUM SIR	HUM APR	HUM 1R	HUM 2R	HUM NECKR	HUM SIL	HUM APL	HUM 1L	HUM 2L	HUM NECKL
BAZ	O-A	1426	M	48.20	44.30	339.00	333.00	295.00			est	324.3	
BAZ	O-A	1512	M	47.50		325.00	323.00	285.00			est	315.0	
BAZ	O-A	1515	M	47.00	43.15	355.00	350.00	317.00		41.60	est	340.2	
BAZ	O-A	1520	M			est					est		
BAZ	O-A	1521	M			est					est		
BAZ	O-A	1522	M			est					est		
BAZ	O-A	1529	M			348.00	343.00				339.00	335.00	
BAZ	O-A	1531	M			332.00	330.00				332.00	330.00	
BAZ	O-A	1534	M			est	343.0					335.00	
BAZ	O-A	1544	M			est					est		
BAZ	O-A	1547	M			est	324.6		43.00		322.00	317.00	
BAZ	O-A	1549	M			est					est		
BAZ	O-A	1557	M			est					est		
BAZ	O-A	1558	M			est					est		
BAZ	O-A	1572	M			est	333.7				330.00	325.9	
BAZ	O-A	1574	M			est					est		
BAZ	O-A	1584	M			est					est		
BAZ	O-A	1585	M			est					est		
BAZ	O-A	1597	M			est	307.3		44.80		304.00	300.00	264.00
BAZ	O-A_DIST	625BIS	M	44.50					45.50				
BAZ	O-A_DIST	626A	M?			est					est		
BAZ	O-A	630B	M			340.00	335.00		49.40		335.00	330.00	295.00
BAZ	O-A	672B	M?			est	327.7		47.50		324.00	320.00	279.00
BAZ	O-A	386	F			est	304.2		40.00		300.00	297.00	263.00
BAZ	O-A	398	F			est					est		
BAZ	O-A	455	F			est					est		
BAZ	O-A	475	F			est					est		
BAZ	O-A	502	F										
BAZ	O-A	534	F			313.00	310.00				est	302.9	
BAZ	O-A	554	F			est					est		
BAZ	O-A	575	F?			est					est		
BAZ	O-A	580	F			est	294.0				288.00	287.00	
BAZ	O-A	600	F			est					est		
BAZ	O-A	664	F			est					est		
BAZ	O-A	666	F										
BAZ	O-A	689	F			est					est		
BAZ	O-A	846	F			285.00	280.00	250.00				275.0	
BAZ	O-A	873	F	39.50		306.00	303.00				300.00	297.00	
BAZ	O-A	877	F			317.00	310.00	287.00			est	302.9	
BAZ	O-A	913	F	39.50	35.00		287.00	252.00			est	281.5	
BAZ	O-A	985	F			398.00	396.00				est	383.0	
BAZ	O-A	1006	F			303.00	301.00					294.5	
BAZ	O-A	1114	F			est					est		
BAZ	O-A	1182	F	44.00		est					est		
BAZ	O-A	1233	F			est					est		
BAZ	O-A	1276	F				317.5				312.00	310.00	
BAZ	O-A	1346	F			est			39.40	37.80			
BAZ	O-A	1358	F	42.80		287.00	285.00	253.00			est	279.6	
BAZ	O-A	1387	F			est					est		
BAZ	O-A	1518	F?			est	301.1				297.00	294.00	
BAZ	O-A	1537	F	47.30		est					est		
BAZ	O-A	1543	F			est					est		
BAZ	O-A	1562	F			est					est		

NECROPOLIS	PERIOD	Burial	SEX	HUM SIR	HUM APR	HUM 1R	HUM 2R	HUM NECKR	HUM SIL	HUM APL	HUM 1L	HUM 2L	HUM NECKL
BAZ	O-A	1589	F?			est					est		
BAZ	O-A	1602	F?			est					est		
BAZ	O-A	671B	F			est					est		
BAZ	ELL	388	M	44.00		315.00	310.00		44.30	41.00	305.00	300.00	265.00
BAZ	ELL	467	M			est					est		
BAZ	ELL	473	M			est	335.9		42.20	42.70	334.00	328.00	
BAZ	ELL	495	M										
BAZ	ELL	497	M										
BAZ	ELL	501	M			est					est		
BAZ	ELL	515	M			est					est		
BAZ	ELL	520	M	44.00		est					est		
BAZ	ELL	543	M			322.00	317.8				307.00	303.4	
BAZ	ELL	555	M	45.50	45.40	338.00	334.00	297.00	45.10	44.00	325.00	318.00	280.00
BAZ	ELL	561	M			343.00	337.00		45.44	43.50		328.0	
BAZ	ELL	566	M			est					est		
BAZ	ELL	574	M										
BAZ	ELL	578	M				328.00				est	319.7	
BAZ	ELL_DIST	614	M	46.80		335.00	329.00	395.00			est	320.6	
BAZ	ELL	625	M			331.00	326.7				est	318.5	
BAZ	ELL	651	M	47.60		315.00	312.00	275.00			est	304.8	
BAZ	ELL	658	M			est					est		
BAZ	ELL	669	M			est					est		
BAZ	ELL_DIST	679	M			est					est		
BAZ	ELL	684	M			est	320.5		45.50		315.00	313.00	270.00
BAZ	ELL	686	M			est	307.3		46.90		303.00	300.00	260.00
BAZ	ELL	688	M			est					est		
BAZ	ELL	782	M			301.00	299.00				est	292.7	
BAZ	ELL	788	M	50.70		320.00	317.00	275.00			est	309.4	
BAZ	ELL	803	M			est	307.3		47.00	45.00	301.00	300.00	253.00
BAZ	ELL	804	M			est	321.6				315.00	314.00	
BAZ	ELL	816	M			est	320.5		47.11		317.00	313.00	273.00
BAZ	ELL	858	M?			est					est		
BAZ	ELL	900	M			est					est		
BAZ	ELL	901	M	44.20		319.00	316.00	274.00				308.5	
BAZ	ELL?	909	M	49.40	45.80	333.00	328.00	285.00	48.50	44.80	324.00	320.00	279.00
BAZ	ELL	954	M	43.00		289.00	285.00	247.00	41.70	39.00	282.00	279.00	
BAZ	ELL	960	M			328.00	323.00	294.00			est	315.0	
BAZ	ELL?	964	M			314.00	309.00				315.00	310.00	
BAZ	ELL	967	M			est					est		
BAZ	ELL	968	M?			est					est		
BAZ	ELL	979	M			302.00	300.00		42.00		est	293.6	
BAZ	ELL	1012	M			est					est		
BAZ	ELL	1136	M			est					est		
BAZ	ELL	1138	M	50.60		331.00	328.00		49.80	46.70	325.00	322.00	278.00
BAZ	ELL	1140	M			est					est		
BAZ	ELL	1152	M	49.00		309.00	305.00	265.00	50.50	44.50	305.00	298.00	257.00
BAZ	ELL	1157	M	48.40		est	312.4				311.00	305.00	
BAZ	ELL	1169	M?			320.00	315.00	285.00			est	307.6	
BAZ	ELL?	1172	M			est	312.4		44.40			305.00	
BAZ	ELL	1192	M	50.40	45.20	306.00	305.00	258.00	50.40	44.00	300.00	298.00	253.00
BAZ	ELL	1210	M	49.30	47.00	est	334.8		47.60		330.00	327.00	280.00
BAZ	ELL	1211	M			est			46.30		est		
BAZ	ELL	1243	M	47.40		est					est		

NECROPOLIS	PERIOD	Burial	SEX	HUM SIR	HUM APR	HUM 1R	HUM 2R	HUM NECKR	HUM SIL	HUM APL	HUM 1L	HUM 2L	HUM NECKL
BAZ	ELL	1265	M	46.90	42.00		318.00	278.00				310.4	
BAZ	ELL	1367	M	45.66	42.30	<i>est</i>					<i>est</i>		
BAZ	ELL	1378	M?			<i>est</i>					<i>est</i>		
BAZ	ELL	1385	M?			<i>est</i>					<i>est</i>		
BAZ	ELL	1388	M	48.90	47.75	347.00	344.00	302.00	48.66	42.50		334.00	291.00
BAZ	ELL?	1393	M	46.00	43.20	350.00	347.00	308.00	45.44	40.30	<i>est</i>	337.4	
BAZ	ELL	1400	M		48.00	338.00	335.00	296.00	49.60			326.2	
BAZ	ELL	1407	M			343.00	343.00	300.00			339.00	338.00	294.00
BAZ	ELL	1415	M	45.81	45.28	321.00	315.00	279.00	44.20	42.43	314.00	307.50	274.00
BAZ	ELL	1419	M			<i>est</i>			46.00		<i>est</i>		
BAZ	ELL	1422	M	49.00	45.60	332.00	325.00	297.00	51.15		325.00	318.00	285.00
BAZ	ELL	1433	M	44.50	40.80	290.00	286.00	245.00			<i>est</i>	280.6	
BAZ	ELL	1436	M	47.60		<i>350.00</i>	<i>345.00</i>					<i>343.00</i>	<i>300.00</i>
BAZ	ELL	1437	M			<i>est</i>	337.9		42.70		335.00	330.00	292.00
BAZ	ELL	1440	M	46.60	43.50	329.00	324.00	289.00			<i>est</i>	315.9	
BAZ	ELL	1441	M			<i>309.00</i>	<i>302.00</i>				<i>est</i>	295.5	
BAZ	ELL	1453	M			315.00	310.00				<i>est</i>	302.9	
BAZ	ELL	1461	M			<i>est</i>					<i>est</i>		
BAZ	ELL	1463	M	48.40	4.30	313.00	308.00	270.00			308.00	304.00	274.00
BAZ	ELL	1466	M	50.40	47.00	328.00	322.00	281.00	48.50	47.00	316.00	312.00	273.00
BAZ	ELL	1470	M	46.00	44.70	302.00	300.00	260.00			<i>292.00</i>	<i>290.00</i>	
BAZ	ELL	1473	M	46.60	45.90	339.00	334.00	297.00			<i>331.00</i>	<i>325.00</i>	
BAZ	ELL	1477	M	46.45	42.34	308.00	304.00	268.00	46.47	42.13	300.50	298.00	260.50
BAZ	ELL	1478	M	45.30		<i>est</i>					<i>est</i>		
BAZ	ELL	1482	M	48.40	45.60	338.00	338.00	296.00	48.00	43.90	331.00	328.00	286.00
BAZ	ELL	1495	M	54.30		367.00	367.00	317.00			358.00	353.00	
BAZ	ELL	1500	M	47.30		<i>est</i>	353.2		47.00		<i>350.00</i>	<i>345.00</i>	<i>300.00</i>
BAZ	ELL	1506	M										
BAZ	ELL	1608	M			352.00	347.00	312.00			<i>est</i>	337.4	
BAZ	ELL	1659	M			<i>est</i>					<i>est</i>		
BAZ	ELL	1660	M	50.10	45.50	347.00	338.00	299.00			<i>est</i>	329.0	
BAZ	ELL	1140B	M			<i>est</i>					<i>est</i>		
BAZ	ELL	396a	M										
BAZ	ELL	470A	M	46.60	43.10	309.00	306.00					299.2	
BAZ	ELL	940	IND										
BAZ	ELL	1208	IND										
BAZ	ELL	484	F			<i>est</i>					<i>est</i>		
BAZ	ELL	496	F				308.3				<i>305.00</i>	<i>301.00</i>	
BAZ	ELL	517	F?	44.00	42.60	<i>315.00</i>	<i>310.00</i>				<i>309.00</i>	305.4	
BAZ	ELL	551	F	39.50	37.50	280.00	277.00	245.00	39.00	37.00	<i>est</i>	272.2	
BAZ	ELL	591	F	39.50	39.00	312.00	310.00				300.00	297.00	262.00
BAZ	ELL	597	F										
BAZ	ELL	617	F			<i>est</i>					<i>est</i>		
BAZ	ELL	628	F	45.90	44.00	327.00	323.00	284.00				315.0	
BAZ	ELL	641	F	40.90	41.50	306.00	301.00	270.00	42.00			294.5	
BAZ	ELL	650	F			<i>288.00</i>	<i>282.00</i>		38.00		<i>est</i>	276.8	
BAZ	ELL	653	F	42.20	39.40	299.00	295.00	264.00	42.20	37.70	292.00	288.00	253.00
BAZ	ELL	678	F										
BAZ	ELL	685	F			<i>311.00</i>	<i>305.00</i>				<i>est</i>	298.2	
BAZ	<i>ELL_DIST</i>	687	F			<i>307.00</i>	<i>303.00</i>				<i>est</i>	296.4	
BAZ	ELL	770	F			<i>est</i>					<i>est</i>		
BAZ	ELL	777	F				282.8		40.00		280.00	276.00	242.00
BAZ	ELL	784	F	37.50		<i>est</i>	281.8		37.20	34.60	277.00	275.00	247.00

NECROPOLIS	PERIOD	Burial	SEX	HUM SIR	HUM APR	HUM 1R	HUM 2R	HUM NECKR	HUM SIL	HUM APL	HUM 1L	HUM 2L	HUM NECKL
BAZ	ELL	800	F			291.00	288.00				est	282.4	
BAZ	ELL	807	F	40.30	37.50	314.00	310.00	289.00	39.50	37.70	est	302.9	
BAZ	ELL	820	F			est	303.2				298.00	296.00	262.00
BAZ	ELL	828	F?			est					est		
BAZ	ELL	914	F			est					est		
BAZ	ELL	915	F	42.45	43.00	319.00	314.00	281.00	44.10	43.31	est	306.6	
BAZ	ELL	944	F?			est					est		
BAZ	ELL	962	F	41.80	38.90	295.00	292.00	258.00	41.20	36.90	295.00	291.00	
BAZ	ELL	965	F										
BAZ	ELL	1009	F?			est					est		
BAZ	ELL	1033	F	39.20		274.00	271.00	238.00	39.00	37.50	285.00	281.00	
BAZ	ELL	1121	F										
BAZ	ELL	1128	F			est					est		
BAZ	ELL	1166	F										
BAZ	ELL	1167	F			307.00	305.00				est	298.2	
BAZ	ELL_DIST	1250	F			328.00	322.00		42.15		322.00	319.00	288.00
BAZ	ELL	1261	F	37.10	37.65	290.00	287.00	256.00			278.00	272.00	245.00
BAZ	ELL	1319	F	41.85	42.35	295.00	292.00	260.00			est	286.1	
BAZ	ELL	1341	F	39.80	38.20	300.00	297.00	263.00	40.50		295.00	293.00	259.00
BAZ	ELL	1357	F			est	304.2		40.36	37.50	291.00	297.00	256.00
BAZ	ELL	1410	F										
BAZ	ELL	1427	F			est	297.1				est	290.00	
BAZ	ELL	1431	F	39.64	38.30	285.00	281.00	247.00	40.80	37.70	281.00	279.00	244.00
BAZ	ELL	1443	F			292.00	289.00				est	283.3	
BAZ	ELL	1444	F?			est					est		
BAZ	ELL	1456	F			286.00	283.00	246.00			est	277.8	
BAZ	ELL	1467	F	37.40	36.30	294.00	291.00	259.00	38.00	36.30	284.00	280.00	251.00
BAZ	ELL	1474	F			est					est		
BAZ	ELL	1475	F	44.40	40.50	305.00	300.00	267.00			est	293.6	
BAZ	ELL	1479	F	43.60	40.60	310.00	306.00	270.00	41.70	39.80	301.00	295.00	262.00
BAZ	ELL	1483	F	40.70	37.80	278.00	276.00	242.00	38.70	35.40	274.00	273.00	239.00
BAZ	ELL	1488	F	42.20	41.00	308.00	303.00	270.00	42.00	39.50	291.00	285.00	255.00
BAZ	ELL	1647	F				304.2		42.30	39.30	299.00	297.00	261.00
BAZ	ELL	1650	F			est					est		
BAZ	ELL	1657	F			est	286.9		37.00	36.70	est	280.00	
BAZ	ELL	1662	F	46.85	42.40	326.00	321.00	289.00	45.50		est	313.1	
BAZ	ELL	396b	F			est	302.2		40.90		299.00	295.00	263.00
CAPE	O-A	257	M			321.00	317.00				est	309.4	
CAPE	O-A	141	F	42.00		286.00	281.00				est	275.9	
CAPE	O-A?	171	F								302.00	299.00	
CAPE	IND	108	M			est					est		
CAPE	IND	199	M			est					est		
CAPE	IND	202	F			est					est		
CAPE	IND	227	F				306.00				302.00	298.00	
CAPE	IND	248	F	37.00	36.50	300.00	295.00	267.00				288.9	
CAPE	ELL	131	M			est					est		
CAPE	ELL	143	M			327.00	320.00		43.35	44.50	319.00	315.00	279.00
CAPE	ELL	151	M										
CAPE	ELL	168	M			322.00	319.00		45.80			319.00	
CAPE	ELL	175	M	47.40	46.00	322.00	316.00	280.00	45.00		324.00	320.00	286.00
CAPE	ELL	180	M	44.20	42.70	337.00	333.00	294.00	43.20	43.00	323.00	318.00	283.00
CAPE	ELL	216	M									302.00	
CAPE	ELL	144	F	41.40	40.40	309.00	305.00	270.00	43.00	42.00	300.00	296.00	265.00

NECROPOLIS	PERIOD	Burial	SEX	HUM SIR	HUM APR	HUM 1R	HUM 2R	HUM NECKR	HUM SIL	HUM APL	HUM 1L	HUM 2L	HUM NECKL
CAPE	ELL	146	F				276.00				est	271.2	
CAPE	ELL	172	F	42.80	40.60	308.00	305.00	276.00			est	298.2	
CAPE	ELL	188	F	42.20	37.50	279.00	275.00	244.00	41.20		273.00	270.00	238.00
CAPE	ELL	190	F			est					est		
CB	ROM?	3	M?			305.00	301.1				est	294.6	
CB	O-A	10	M				325.00				est	316.9	
CB	O-A	33	M			est					est		
CB	O-A	34	M			325.00	322.00				est	314.1	
CB	O-A	38	M	45.00		330.00	327.00					318.7	
CB	O-A	42	M			est					est		
CB	O-A	44	M	46.30		360.00	355.00				est	344.8	
CB	O-A	47	M			est					est		
CB	O-A	71	M			est					est		
CB	O-A	75	M			est					est		
CB	O-A?	77	M?			est					est		
CB	O-A	82	M			est	316.00				est	308.5	
CB	O-A	91	M			est	309.3				est	302.00	
CB	O-A	94	M			est					est		
CB	O-A	110	M			est					est		
CB	O-A	115	M			est					est		
CB	O-A	118	M?			est	306.3				303.00	299.00	
CB	O-A	126	M			est					est		
CB	O-A	132	M			est					est		
CB	O-A	140	M				341.00					338.00	
CB	O-A	143	M	44.60		est					est		
CB	O-A?	172	M	46.70	43.30	312.00	307.00	272.00	46.40	43.40	305.00	301.00	266.00
CB	O-A	173	M			325.00	320.00				330.00	323.00	
CB	O-A	2	F			305.00	300.00				295.00	290.00	
CB	O-A	27	F			est					est		
CB	O-A	35	F			est					est		
CB	O-A	39	F										
CB	O-A	59	F			est	297.00				est	290.8	
CB	O-A	88	F			est	280.00				est	275.0	
CB	O-A	98	F			est					est		
CB	O-A	103	F			est	280.00				est	275.0	
CB	O-A	105	F			est	293.0				est	286.00	
CB	O-A	171	F			est					est		
CB	O-A	181	F			est	297.1		40.70		293.00	290.00	258.00
CB	O-A	193	F										
CB	O-A?	57B	F?			est	292.0				est	285.00	
CB	IND	57A	M			est					est		
CB	IND	54A	F?			est	286.9				est	280.00	
CB	ELL	32	M			est					est		
CB	ELL	62	M			est					est		
CB	ELL	76	M?			est	298.1		39.50	37.20	294.00	291.00	264.00
CB	ELL?	84	M			est	375.00				est	363.4	
CB	ELL	123	M?			323.00	320.00				308.00	305.00	
CB	ELL	164	M			est	327.7				325.00	320.00	
CB	ELL	54B	M	46.89		328.00	325.00	288.00			est	316.9	
CB	ELL	11	F?				275.00				est	270.3	
CB	ELL	12	F	40.00		312.00	310.00				est	302.9	
CB	ELL	50	F?				330.00				est	321.5	
CB	ELL	67	F?			est	276.00				est	271.2	

NECROPOLIS	PERIOD	Burial	SEX	HUM SIR	HUM APR	HUM 1R	HUM 2R	HUM NECKR	HUM SIL	HUM APL	HUM 1L	HUM 2L	HUM NECKL
CB	ELL	111	F	40.00			277.00					265.00	
CB	ELL	162	F			est					est		
CINTU	ROM	17ROM	M			328.00	323.00				est	315.0	
CINTU	ROM?	TR56_T10	M	47.60	43.95	324.00	320.00	285.00	46.23	42.73	309.00	305.00	272.00
CINTU	ROM?	TR56_T3	M	44.15	43.80	338.00	333.00	301.00	43.40	41.30	331.00	325.00	296.00
CINTU	ROM?	TR56_T1	F			312.00	308.00	275.00	42.77	41.10	313.00	308.00	274.00
CINTU	ROM?	TR56_T8	F			317.00	312.00				est	304.8	
CINTU	O-A	5	M			325.00	322.00				est	314.1	
CINTU	O-A	14	M			331.00	328.00				est	319.7	
CINTU	O-A	17	M			369.00	365.00	318.00			358.00	354.00	
CINTU	O-A	18	M			est					est		
CINTU	O-A	19	M			est	327.7				327.00	320.00	
CINTU	O-A	23	M			est					est		
CINTU	O-A	26	M			est	318.5				315.00	311.00	
CINTU	O-A	27	M				310.00					302.9	
CINTU	O-A	34	M			est	317.5					310.00	
CINTU	O-A	53	M				308.00				est	301.0	
CINTU	O-A	56	M			est					est		
CINTU	O-A	74	M			est					est		
CINTU	O-A	76	M			est	344.0				342.00	336.00	
CINTU	O-A	80	M	45.20	42.40	326.00	320.00	278.00	43.00	42.00	312.00	308.00	278.00
CINTU	O-A	97	M			345.00	338.00				339.00	334.00	
CINTU	O-A	105	M			est	313.4		46.12		310.00	306.00	270.00
CINTU	O-A	106	M				306.00					300.00	
CINTU	O-A	108	M			est					est		
CINTU	O-A	115	M	44.10		326.00	324.00	285.00	45.30			320.00	
CINTU	O-A	119	M	45.60	43.00	339.00	334.00	299.00			est	325.3	
CINTU	O-A	125	M			est					est		
CINTU	O-A	131	M			est	337.9					330.00	
CINTU	O-A	135	M				287.00				est	281.5	
CINTU	O-A	136	M	49.20	43.00	340.00	336.00	296.00			est	327.1	
CINTU	O-A	137	M			est					est		
CINTU	O-A	142	M	48.70		322.00	316.00	280.00			313.00	308.00	271.00
CINTU	O-A	143	M			est	331.8					324.00	320.00
CINTU	O-A	156	M	48.30		303.50	299.00	259.50	48.50	44.40	295.00	293.00	252.00
CINTU	O-A	160	M			est	299.1					292.00	
CINTU	O-A	180	M			308.00	303.00		46.80	43.00	302.00	298.00	264.00
CINTU	O-A	184	M			est	328.7					321.00	317.00
CINTU	O-A	191	M			est						305.00	
CINTU	O-A	193	M			est					est		
CINTU	O-A	195	M			est					est		
CINTU	O-A	199	M?			est	322.6		40.70		319.00	315.00	283.00
CINTU	O-A	203	M				312.00				est	304.8	
CINTU	O-A	205	M			314.00	308.00				320.00	318.00	
CINTU	O-A	210	M	43.10	42.80	302.00	300.00	265.00			298.00	296.00	
CINTU	O-A	212	M	48.70	45.60	335.00	332.00	292.00	50.50		323.00	319.00	280.00
CINTU	O-A	217	M			est					est		
CINTU	O-A	224	M			est					est		
CINTU	O-A	238	M			est					est		
CINTU	O-A	242	M				315.00				est	307.6	
CINTU	O-A?	254	M			est	302.2					295.00	
CINTU	O-A	257	M			est	314.4				308.00	307.00	
CINTU	O-A?	279	M			est	332.8		45.70		327.00	325.00	287.00

NECROPOLIS	PERIOD	Burial	SEX	HUM SIR	HUM APR	HUM 1R	HUM 2R	HUM NECKR	HUM SIL	HUM APL	HUM 1L	HUM 2L	HUM NECKL
CINTU	O-A?	284	M?			est					est		
CINTU	O-A?	290	M			334.00	329.00				329.00	325.00	291.00
CINTU	O-A	293	M	41.60	39.80	309.00	307.00	274.00			303.00	299.00	
CINTU	O-A	298	M			est	349.1		50.00		347.00	341.00	
CINTU	O-A	300	M			est					est		
CINTU	O-A	319	M			312.00	310.00					302.9	
CINTU	O-A	321	M			est					est		
CINTU	O-A	325	M			est	332.8		42.50		328.00	325.00	
CINTU	O-A	ANAS_2	M			est					est		
CINTU	O-A	9	F			est					est		
CINTU	O-A	46	F	40.13		308.00	302.00	275.00			est	295.5	
CINTU	O-A	100	F			300.00	297.00					290.8	
CINTU	O-A	110	F			292.00	288.00	258.00	41.50		280.00	276.00	243.00
CINTU	O-A	128	F			est					est		
CINTU	O-A	130	F			est					est		
CINTU	O-A	133	F			est					est		
CINTU	O-A	148	F			est					est		
CINTU	O-A	157	F			est	297.1		42.00	40.00	293.00	290.00	
CINTU	O-A	167	F			300.00	296.00		43.00	37.80	294.00	290.00	258.00
CINTU	O-A	173	F										
CINTU	O-A	177	F				302.00		39.50			295.00	
CINTU	O-A	178	F			est					est		
CINTU	O-A	192	F			est					est		
CINTU	O-A	198	F?				273.00					282.00	
CINTU	O-A	201	F	41.30		est					est		
CINTU	O-A	207	F			288.00	285.00	256.00			286.00	281.00	254.00
CINTU	O-A	209	F	39.10	37.70	288.00	285.00	258.00			283.00	280.00	
CINTU	O-A	211	F	41.92		286.00	284.00	252.00			278.00	275.00	
CINTU	O-A	214	F	42.50		311.00	306.00	274.00			308.00	303.00	
CINTU	O-A	215	F			est	308.3		41.50		304.00	301.00	267.00
CINTU	O-A	255	F			est					est		
CINTU	O-A	296	F	41.20	39.40	296.00	290.00	263.00			294.00	290.00	
CINTU	O-A	297	F	43.20		321.00	315.00				est	307.6	
CINTU	O-A	301	F			est	299.1				296.00	292.00	
CINTU	O-A	302	F			est					est		
CINTU	O-A	303	F			est					est		
CINTU	O-A	322	F			est	308.3		39.00	38.00	305.00	301.00	
CINTU	O-A	ANAS_1	F			est					est		
CINTU	IND	SS17_T10	M	51.00		335.00	329.00	292.00	47.80		320.00	316.00	276.00
CINTU	IND	UNC 1	M	47.90		328.00	324.00	288.00	49.11		312.00	309.00	270.00
CINTU	IND	UNC 2	M	52.00	48.60	355.00	350.00	311.00			351.00	345.00	
CINTU	IND	249b	F			309.00	303.00				est	296.4	
CINTU	IND	SS17_T11	F	40.15	37.60	313.00	307.00	279.00	39.50	36.80	305.00	299.00	269.00
CINTU	IND	SS17_T12	F	41.10	36.80	290.00	286.00	253.00	41.60	37.50	280.00	276.00	243.00
CINTU	IND	SS17_T13	F	41.00	36.20	285.00	282.00	249.00	38.25		280.00	278.00	247.00
CINTU	IND	SS17_T13a	F				300.00					293.00	
CINTU	IND	SS17_T9	F	39.00	36.95	288.00	282.00	256.00	38.10	35.20	280.00	276.00	248.00
CINTU	ELL	36	M	47.70	44.20	308.00	303.00		44.90	43.30	299.00	295.00	
CINTU	ELL	50	M			est					est		
CINTU	ELL	70	M			est					est		
CINTU	ELL	75	M			316.00	308.00				325.00	320.00	
CINTU	ELL	78	M			313.00	310.00				est	302.9	
CINTU	ELL	83	M	50.00		356.00	351.00	313.00			347.00	344.00	

NECROPOLIS	PERIOD	Burial	SEX	HUM SIR	HUM APR	HUM 1R	HUM 2R	HUM NECKR	HUM SIL	HUM APL	HUM 1L	HUM 2L	HUM NECKL
CINTU	ELL	89	M	49.60	46.20	332.00	327.00	287.00	48.80	44.50	318.00	314.00	274.00
CINTU	ELL	96	M			345.00	337.00		51.00	45.00	336.00	332.00	291.00
CINTU	ELL	98	M	44.00		322.00	319.00				311.00	308.00	
CINTU	ELL	170	M			est	322.6				320.00	315.00	
CINTU	ELL	175	M			est	303.2					296.00	294.00
CINTU	ELL	183	M			est	305.2					298.00	295.00
CINTU	ELL	188	M			est			45.00			318.00	
CINTU	ELL	231	M			335.00	331.00				317.00	312.00	
CINTU	ELL	241	M			est					est		
CINTU	ELL	248	M										
CINTU	ELL	249	M			est					est		
CINTU	ELL	274	M			est	317.5				315.00	310.00	
CINTU	ELL	277	M			est					est		
CINTU	ELL	292	M	47.60		323.00	320.00				est	312.2	
CINTU	ELL	309	M			est					est		
CINTU	ELL	313	M	46.00		315.00	311.00	277.00			est	303.8	
CINTU	ELL	60	F			est	281.8					275.00	272.00
CINTU	ELL	67	F	40.55		307.00	305.00	276.00	40.70		299.00	295.00	266.00
CINTU	ELL	68	F			est						298.00	
CINTU	ELL	79	F			277.00	273.00				268.00	265.00	
CINTU	ELL	81	F			282.00	277.00		38.60	36.30	276.00	272.00	244.00
CINTU	ELL	122	F	41.30	39.00		272.00				est	267.5	
CINTU	ELL	138	F			est					est		
CINTU	ELL	141	F			est					est		
CINTU	ELL	204	F			est					est		
CINTU	ELL	223	F	39.60	38.90	306.00	301.00	271.00			est	294.5	
CINTU	ELL	233	F	41.20		314.00	308.00	277.00	41.20		310.00	305.00	277.00
CINTU	ELL	265	F			295.00	290.00				est	284.3	
CINTU	ELL	267	F										
CINTU	ELL	273	F	39.30	38.50	297.00	291.00	262.00				285.2	
CINTU	ELL	276	F			321.00	315.00				est	307.6	
CINTU	ELL	306	F			est					est		
CINTU	ELL	312	F										
CINTU	ELL	316	F			287.00	284.00				est	278.7	
CR	O-A	3	M	51.86	46.20	345.00	341.00	300.00	50.00		340.00	335.00	292.00
CR	O-A	5	M			343.00	338.00				341.00	336.00	
CR	O-A	15	M			est					est		
CR	O-A	21	M			est					est		
CR	O-A	23	M				335.00	332.00	41.50		326.00	324.00	288.00
CR	O-A	1	F	43.23	40.80	328.00	322.00	288.00	43.60	39.80	326.00	320.00	286.00
CR	O-A	2	F			300.00	297.00	265.00	40.20	35.00	292.00	290.00	255.00
CR	O-A	9	F			est					est		
CR	O-A	11	F			est					est		
CR	O-A	13	F			est					290.00		
CR	O-A	19	F										
CR	O-A	24	F			est					est		
FOS	V SEC	117	M										
FOS	V SEC	134	M			338.00	333.00				322.00	319.00	
FOS	V SEC	186	M				336.9				333.00	329.00	
FOS	V SEC	207	M	47.00	43.40	328.00	323.00					315.0	
FOS	V SEC	246	M	46.60	44.70	300.00	298.00	258.00				291.7	
FOS	V SEC	275	M	51.80	46.70	328.00	325.00					316.9	
FOS	V SEC	484	M			296.00	293.00		39.40		293.00	291.00	248.00

NECROPOLIS	PERIOD	Burial	SEX	HUM SIR	HUM APR	HUM 1R	HUM 2R	HUM NECKR	HUM SIL	HUM APL	HUM 1L	HUM 2L	HUM NECKL
FOS	V SEC	405A	M			331.00	326.00	289.00				317.8	
FOS	O-A	157	M				286.00		45.00		292.00	290.00	252.00
FOS	O-A	163	M										
FOS	O-A	184	M			<i>est</i>	303.2		41.90		298.00	296.00	
FOS	O-A	197	M			<i>est</i>					<i>est</i>		
FOS	O-A	215	M			326.00	324.00				325.00	323.00	
FOS	O-A	222	M			309.00	305.00				316.00	310.00	
FOS	O-A	255	M										
FOS	O-A	270	M			321.00	316.00				316.00	314.00	
FOS	O-A	296	M				323.6		44.00	39.80	318.00	316.00	280.00
FOS	O-A	319	M	51.00	47.00	339.00	334.00	287.00	48.50	44.50	335.00	330.00	287.00
FOS	O-A	320	M			314.00	312.00				<i>est</i>	304.8	
FOS	O-A	435	M	49.40	45.70	317.00	315.00	274.00			312.00	307.6	
FOS	O-A	437	M	43.50	41.70		304.00				305.00	302.00	266.00
FOS	O-A	457	M			<i>est</i>					<i>est</i>		
FOS	O-A	464	M			<i>est</i>					<i>est</i>		
FOS	O-A	534	M	49.70	47.70	319.00	317.00	273.00			311.00	308.00	265.00
FOS	O-A	561	M	50.70	46.30	351.00	347.00	301.00				337.4	
FOS	O-A	562	M	47.00	48.00	347.00	342.00	292.00	45.70		338.00	333.00	288.00
FOS	O-A	567	M?				323.00	318.00	44.40	42.00	313.00	308.00	266.00
FOS	O-A	572	M	44.60	41.00	308.00	302.00	263.00	46.00		301.00	297.00	260.00
FOS	O-A	405B	M			358.00	352.00	313.00			<i>est</i>	342.0	
FOS	O-A	520ridA	M				309.3					302.00	
FOS	O-A	159	F	42.20		311.00	308.00	276.00			<i>est</i>	301.0	
FOS	O-A	208	F			297.00	292.00				291.00	287.00	
FOS	O-A	301	F?			302.00	299.00					292.7	
FOS	O-A	344	F			<i>est</i>					<i>est</i>		
FOS	O-A	524	F			<i>est</i>					<i>est</i>		
FOS	O-A	556	F				320.00		43.40			312.2	
FOS	IND	182	M			<i>est</i>	336.9				335.00	329.00	
FOS	IND	323	F?	40.90	39.70	<i>est</i>	299.1				294.00	292.00	252.00
FOS	ELL	76	M?				307.3					300.00	
FOS	ELL	110	M	49.00	44.50	343.00	338.00	294.00	45.50		331.00	327.00	289.00
FOS	ELL	140	M	44.25		327.00	322.00					314.1	
FOS	ELL	201	M			315.00	313.00				<i>est</i>	305.7	
FOS	ELL	213	M	46.00			339.00				328.00	323.00	
FOS	ELL	235	M	49.70		336.00	331.00	289.00	46.70		326.00	321.00	281.00
FOS	ELL	328	M				341.0		43.80		335.00	333.00	285.00
FOS	ELL	333	M			342.00	339.00					332.00	
FOS	ELL	370	M			<i>est</i>	353.2				349.00	345.00	
FOS	ELL	401	M	48.00		353.00	349.00	313.00	47.80		346.00	341.00	301.00
FOS	ELL	402	M			<i>est</i>					<i>est</i>		
FOS	ELL	407	M	49.95		337.00	335.00	298.00	48.20	47.20	328.00	324.00	283.00
FOS	ELL	418	M			<i>est</i>	329.7				328.00	322.00	
FOS	ELL	432	M			<i>est</i>			49.00		<i>est</i>		
FOS	ELL	447	M	48.50			312.00		47.30			295.00	
FOS	ELL	469	M	43.40		319.00	317.00		42.20		310.00	309.00	
FOS	ELL	488	M										
FOS	ELL	491	M	43.80	44.60	326.00	322.00	274.00	42.00	42.30	316.00	312.00	270.00
FOS	ELL	503	M	49.50	47.80	362.00	357.00		49.60	48.90	<i>est</i>	346.7	
FOS	ELL	504	M	49.00	47.50	341.00	337.00	288.00	45.80		326.00	321.00	278.00
FOS	ELL	505	M	52.00		<i>est</i>	344.0		51.20	48.50	338.00	336.00	
FOS	ELL	516	M				318.00					310.4	

NECROPOLIS	PERIOD	Burial	SEX	HUM SIR	HUM APR	HUM 1R	HUM 2R	HUM NECKR	HUM SIL	HUM APL	HUM 1L	HUM 2L	HUM NECKL
FOS	ELL	518	M	50.10			319.5				320.00	312.00	
FOS	ELL	520	M	48.40	45.00	316.00	312.00		45.00	42.50	311.00	307.00	
FOS	ELL	542	M	46.60	43.30	317.00	312.00				est	304.8	
FOS	ELL	124C	M?			281.00	276.00	236.00				271.2	
FOS	ELL	124E	M	45.00	43.00	303.00	302.00	258.00	43.00		299.00	295.00	250.00
FOS	ELL	2A	M	50.50		332.00	328.00	290.00			310.00	307.00	
FOS	ELL	330C	M			326.00	322.00					314.1	
FOS	ELL	330D	M			310.00	307.00				291.00	289.00	254.00
FOS	ELL	330E	M	44.80		321.00	319.00	283.00	43.70	44.60	327.00	325.00	
FOS	ELL	430A	M	40.50		354.00	348.00	314.00	48.00	44.40	343.00	338.00	
FOS	ELL	430D	M			295.00	289.00					283.3	
FOS	ELL	516ridA	M	46.20	46.20	320.00	315.9				est	308.4	
FOS	ELL	63B	M	46.80	45.00	315.00	311.00	273.00	45.20	43.40	310.00	306.00	270.00
FOS	ELL	85	F				307.3		42.20		304.00	300.00	271.00
FOS	ELL	122	F			est					est		
FOS	ELL	204	F	40.50		295.00	292.00	263.00			est	286.1	
FOS	ELL	220	F			288.00	284.00				287.00	282.00	
FOS	ELL	223	F										
FOS	ELL	225	F	38.90	35.00	296.00	294.00					288.0	
FOS	ELL	252	F			308.00	305.00		43.30		est	298.2	
FOS	ELL	265	F	41.10	37.30	304.00	300.00	257.00	40.20	35.90	294.00	290.00	250.00
FOS	ELL	279	F	39.80			291.00			37.00		298.00	
FOS	ELL	288	F			est					est		
FOS	ELL	351	F			est					est		
FOS	ELL	381	F	42.76		287.00	284.00	251.00	39.00		295.00	292.00	
FOS	ELL	410	F			est	262.4		35.00		257.00	256.00	
FOS	ELL	417	F			295.00	294.00				290.00	287.00	
FOS	ELL	427	F			est	315.4					308.00	
FOS	ELL	431	F			272.00	262.00					258.2	
FOS	ELL	544	F			est					est		
FOS	ELL	124A	F	39.80		298.00	293.00					287.1	
FOS	ELL	124B	F	39.00		299.00	295.00	269.00			290.00	287.00	
FOS	ELL	124D	F			est	295.0		38.60		291.00	288.00	
FOS	ELL	330B	F	43.30		299.00	294.00		43.30		est	288.0	
FOS	ELL	430B	F				299.1		39.00		293.00	292.00	252.00
FOS	ELL	430C	F	39.30	37.20	295.00	292.00	255.00				286.1	
FOS	ELL	516ridB	F?			285.00	283.00					278.00	
FOS	ELL	520ridB	F	38.25			292.00		36.80		284.00	281.00	250.00
FOS	ELL	63A	F			285.00	282.00		41.00	41.00	280.00	277.00	240.00
FOS	ELL	63C	F			320.00	316.00		47.20	45.40	312.00	308.00	270.00
NAV	ROM?	8	M			306.00	302.00		43.40	43.00	294.00	292.00	257.00
NAV	ELL	1B	M	48.33	46.52	325.00	319.00	283.00	47.60	44.80	315.00	310.00	273.00
NAV	ELL	4	F	40.00	36.60	275.00	272.00	242.00			272.00	268.00	240.00
PELT	O-A	134	F			est	298.1				295.00	291.00	
PELT	ELL	111	M			341.00	340.00	301.00			est	330.8	
PELT	ELL	112	M	47.10	44.00	337.00	333.00	295.00			320.00	315.00	283.00
PELT	ELL	114	M			est					est		
PELT	ELL	133	M	49.20	45.20	340.00	335.00	300.00			est	326.2	
PELT	ELL	113	F	40.00	39.30	296.00	291.00	261.00			est	285.2	
PELT	ELL	130	F			est	295.0				298.00	288.00	
PELT	ELL	132	F			est	295.0				292.00	288.00	
POG	O-A	12	M			318	313				est		
POG	O-A?	13	M?			est					est		

NECROPOLIS	PERIOD	Burial	SEX	HUM SIR	HUM APR	HUM 1R	HUM 2R	HUM NECKR	HUM SIL	HUM APL	HUM 1L	HUM 2L	HUM NECKL
POG	O-A	15	M			est					est		
POG	O-A	25	M	45	43	318	313				est		
POG	O-A	29	M			est					est		
POG	O-A?	11	F			est	295.0				290	288	
POG	O-A?	41	F			301	298				est	291.7	
POG	IND	56	M			340	335	305	44	42	333	328	306
POG	IND	85	M	48.5		302	299	260			est	292.7	
POG	IND	87	M	42.2	42.6	321	317	284	42.2	39.5	308	304	272
POG	IND	90	M			est					est		
POG	IND	99	M	46.7	44.6		346				est	336.4	
POG	IND	107	M			est					est		
POG	IND	121	M	46.3	44.3	318	314		45	44	est	306.6	
POG	IND	126	M			est					est		
POG	IND	131	M	50		340	335	298			338	333	
POG	IND	133	M	49	46.5	329	326	285			315	315	
POG	IND	139	M			331	329	297	46.7		323	321	288
POG	IND	141	M			328	323					313	
POG	IND	153	M			est					est		
POG	IND	182	M	52		344	338	300				329.0	
POG	IND	186	M?			est					est		
POG	IND	204	M	51.7		325	320	280			est	312.2	
POG	IND	207	M	46.85		318	315	278			est	307.6	
POG	IND	208	M										
POG	IND	209	M			est	343.0		44.6		340	335	300
POG	IND	213	M			329	326		50.5		321	318	276
POG	IND	51-55	M	46.8	46	310	307	269				300.1	
POG	IND	54	IND			est					est		
POG	IND	61	IND			est					est		
POG	IND	91	IND			est					est		
POG	IND	102	IND										
POG	IND	122	IND			318	314				310	308	
POG	IND	152	IND	44.73		330	327	294			321	318	
POG	IND	36	F										
POG	IND	89	F			est	305.2		40.7		300	298	266
POG	IND	94	F			est					est		
POG	IND	95	F			288	284				est	278.7	
POG	IND	97	F	42.6		307	303	271			est	296.4	
POG	IND	101	F			est	311.4		40.4		308	304	278
POG	IND	110	F			303	300		42.6		298	294	263
POG	IND	117	F	42.7	40.3		295				est	288.9	
POG	IND	123	F	42.8	40.4	298	293	262	43.1	39.5	290	286	254
POG	IND	125	F	42.4			305				est	298.2	
POG	IND	159	F			301	299				est	292.7	
POG	IND	184	F			311	308				305	304	
POG	IND	219	F			295	291		39.66	38	288	284	252
POG	IND	221	F										
POG	IND	115-145	F				280				est	275.0	
POG	ELL	44	M	48		324	321	277			est	313.1	
POG	ELL	37	F			est	273.9				270	267.4	

Appendix 29 – Osteometric measurements of the femur for the Iron Age burials analyzed in this study.

Abbreviations as in the title page of Appendices 1, 11-14, and 28, in addition:

MECH: mechanical length of the femur (Ruff, 2002).

NECROPOLIS	PERIOD	Burial	SEX	FEM SI R	FEM 1R	FEM 2R	FEM SI L	FEM 1L	FEM 2L	FEM_SI	FEMECH
ALF	V SEC	1	M	46.00				457.00	453.50	46.00	433.50
ALF	V SEC	3	M	48.90	443.00	439.50				48.90	418.50
ALF	V SEC	4	M	46.50				464.00	461.00	46.50	442.00
ALF	V SEC	5	M	48.00				437.00	432.00	48.00	414.00
ALF	V SEC	6	M	46.50	445.00	442.00				46.50	424.00
ALF	V SEC	9	M	49.60	468.00	464.00				49.60	443.00
ALF	V SEC?	12	M								
ALF	V SEC?	18	M	50.90				483.00	478.00	50.90	456.00
ALF	V SEC	19	M	44.00	451.00	458.00				44.00	435.00
ALF	V SEC	21	M	44.03						3.83	
ALF	V SEC?	35	M	43.20						43.20	
ALF	V SEC	36	M	50.55	453.00	450.00				50.55	432.00
ALF	V SEC	40	M	44.81						44.81	
ALF	V SEC	42	M	47.30	442.00	439.00				47.30	423.00
ALF	V SEC?	53	M	46.80	427.00	425.50				46.80	400.50
ALF	V SEC	68	M	48.70				456.00	452.00	48.70	429.00
ALF	V SEC	73	M	46.00	452.00	449.00				46.00	434.00
ALF	V SEC?	77	M								
ALF	V SEC	82	M	49.80				460.00	458.00	49.80	437.00
ALF	V SEC?	84	M	49.00	456.00	452.00				49.00	432.00
ALF	V SEC	86	M	45.40						45.40	
ALF	V SEC	88	M	42.00						42.00	
ALF	V SEC	89	M	48.00						48.00	
ALF	V SEC?	90	M	49.00						49.00	
ALF	V SEC?	98	M	45.50	433.00	430.00				45.50	409.00
ALF	V SEC	109	M	48.50						48.50	
ALF	V SEC	112	M	50.00						50.00	
ALF	V SEC	114	M	49.10	448.00	444.50				49.10	420.50
ALF	V SEC	115	M	47.80	445.00	441.00				47.80	417.00
ALF	V SEC	116	M	48.00	452.00	449.50				48.00	423.50
ALF	V SEC	117	M	49.50						49.50	
ALF	V SEC	119	M	51.50	465.00	460.50				51.50	433.50
ALF	V SEC?	121	M	48.50	450.00	447.00				48.50	417.00
ALF	V SEC	126	M	52.30	447.00	443.50				52.30	417.50
ALF	V SEC	130	M	48.30	456.00	454.00				48.30	431.00
ALF	V SEC	132	M	46.50	431.00	428.00				46.50	403.00
ALF	V SEC	7	F	44.53	436.00	431.50				44.53	414.50
ALF	V SEC	8	F	47.00				444.00	442.00	47.00	414.00
ALF	V SEC	10	F	43.70				425.00	421.50	43.70	399.50
ALF	V SEC	37	F	43.00	399.00	395.00				43.00	372.00
ALF	V SEC	49	F	43.70	449.00	447.50				43.70	426.50
ALF	V SEC	65	F	43.00				428.00	425.00	43.00	405.00
ALF	V SEC	69	F	44.50				423.00	426.50	44.50	404.50
ALF	V SEC	70	F	41.40				408.00	404.00	41.40	386.00
ALF	V SEC	72	F	41.00						41.00	
ALF	V SEC	76	F	43.50				467.00	466.00	43.50	447.00
ALF	V SEC	79	F	43.00						43.00	
ALF	V SEC	85	F	39.80						39.80	
ALF	V SEC	110	F	43.00						43.00	399.50
ALF	V SEC	111	F								
ALF	V SEC	113	F	44.20	420.00	417.50				44.20	400.50
ALF	V SEC	118	F	45.30	432.00	428.50				45.30	407.50
ALF	V SEC	120	F								
ALF	V SEC	124	F	41.00	404.00	400.50				41.00	383.50
ALF	V SEC	127	F	44.20	427.00	422.00				44.20	401.00
ALF	V SEC?	128	F	48.00						48.00	
ALF	O-A	39	M	45.30						45.30	
ALF	O-A	41	M	51.45	450.00	448.00				51.45	424.00
ALF	O-A	66	M	48.00				431.00	427.50	48.00	406.00
ALF	O-A	67	M	47.00				465.00	464.50	47.00	443.50
ALF	O-A	78	M	46.30						46.30	
ALF	O-A	83	M	48.00				453.00	449.00	48.00	421.00
ALF	O-A	91	M	47.00	457.00	454.00				47.00	433.00
ALF	O-A	97	M	47.00	471.00	466.50				47.00	438.50
ALF	O-A	102	M	44.00	449.00	445.00				44.00	425.00
ALF	O-A	105	M	44.00	412.00					44.00	408.50
ALF	O-A	93	F	45.50	413.50	407.00				45.50	392.00
ALF	O-A	122	F	42.50	388.00	385.00				42.50	367.00
BAR	O-A	5	M	48.60	446.00	441.50				48.60	404.50

NECROPOLIS	PERIOD	Burial	SEX	FEM SI R	FEM 1R	FEM 2R	FEM SI L	FEM IL	FEM 2L	FEM_SI	FEMECH
BAR	O-A	13	M	52.10	463.00	459.00				52.10	426.00
BAR	O-A	14	M				51.80	486.00	482.00	51.80	454.00
BAR	O-A	16	M	47.00	416.00	414.00				47.00	388.00
BAR	O-A	21	M	48.50	457.00	453.00				48.50	421.00
BAR	O-A	23	M								
BAR	O-A	29	M	52.25	484.00	481.00				52.25	454.00
BAR	O-A	30	M								
BAR	O-A	31	M	47.50	466.00	463.00				47.50	433.00
BAR	O-A	32	M				45.76	471.00	466.50	45.76	443.50
BAR	O-A	38	M	48.70	429.00	425.00				48.70	402.00
BAR	O-A	39	M	47.60	465.00	463.00				47.60	436.00
BAR	O-A	40	M	50.15	459.00	455.00				50.15	430.00
BAR	O-A	42	M	48.90	428.00	425.00				48.90	402.00
BAR	O-A	47	M	45.50	436.00	433.00				45.50	414.00
BAR	O-A	49	M								408.00
BAR	O-A	52	M				49.50	467.00	462.50	49.50	438.50
BAR	O-A	54	M	49.80	438.00	435.00				49.80	407.00
BAR	O-A	64	M				48.50	415.00	410.00	48.50	388.00
BAR	O-A	68	M?	45.00		425.00				45.00	406.00
BAR	O-A	70	M				48.30	454.00	450.00	48.30	424.00
BAR	O-A	74	M				49.50		482.00	49.50	456.00
BAR	O-A	81	M	47.50	454.00	451.00				47.50	433.00
BAR	O-A	87	M				46.30		454.00	46.30	436.00
BAR	O-A	90	M	41.50	435.00	431.00				41.50	406.00
BAR	O-A	97	M?	45.64	438.00	434.00				45.64	412.00
BAR	O-A	113	M	53.75	456.00	451.50				53.75	425.50
BAR	O-A	114	M				47.20	476.00	470.00	47.20	444.00
BAR	O-A	115	M	47.50	438.00	435.00				47.50	405.00
BAR	O-A	121	M	47.50	434.00	431.00				47.50	408.00
BAR	O-A	128	M	49.40	451.00	448.00				49.40	422.00
BAR	O-A	84(bis)	M								
BAR	O-A	20	F				43.00	400.00	397.00	43.00	374.00
BAR	O-A	22	F				41.70	410.00	406.00	41.70	385.00
BAR	O-A	25	F				41.10	399.00	398.00	41.10	376.00
BAR	O-A	33	F				41.00		430.00	41.00	408.00
BAR	O-A	34	F				41.00	388.00	384.00	41.00	362.00
BAR	O-A	36	F	43.12	449.00	445.00				43.12	418.00
BAR	O-A	43	F	42.60	397.00	394.00				42.60	370.00
BAR	O-A	55	F				46.50		448.00	46.50	424.00
BAR	O-A	59	F				40.00			40.00	399.00
BAR	O-A	61	F				33.30	391.00	388.00	33.30	368.00
BAR	O-A	62	F				42.70	434.00	429.00	42.70	406.00
BAR	O-A	65	F				42.12	430.00	427.00	42.12	406.00
BAR	O-A	67	F				40.00	414.00	410.00	40.00	388.00
BAR	O-A	69	F	40.30				430.00	424.00	40.30	404.00
BAR	O-A	94	F				38.40		410.00	38.40	390.00
BAR	O-A	96	F				38.50	398.00	394.00	38.50	376.00
BAR	O-A	98	F	41.00	385.00	380.00				41.00	360.00
BAR	O-A	100	F?				43.70		390.00	43.70	366.00
BAR	O-A	110	F?				44.00	410.00	408.00	44.00	386.00
BAR	O-A	112	F				45.10	439.00	433.50	45.10	409.50
BAR	O-A	119	F	45.20	436.00	432.00				45.20	406.00
BAR	O-A	125	F		398.00	394.50	35.30			35.30	375.50
BAR	O-A	132	F	42.15	430.00	427.50				42.15	402.50
BAZ	V SEC	387	M	47.90			47.20	440.00	438.00	47.55	413.00
BAZ	V SEC	404	M	50.00	474.00	470.50				50.00	439.50
BAZ	V SEC	471	M				45.00			45.00	421.00
BAZ	V SEC	491	M	48.00						48.00	
BAZ	V SEC	506	M				44.30	470.00	465.50	44.30	440.50
BAZ	V SEC	533	M	41.60	410.00	409.00				41.60	389.00
BAZ	V SEC?	649	M								
BAZ	V SEC?	776	M								388.00
BAZ	V SEC?	794	M				47.00			47.00	
BAZ	V SEC?	808	M	48.00			48.70	498.00	495.00	48.35	474.00
BAZ	V SEC?	824	M	49.70			50.70	485.00	482.00	50.20	460.00
BAZ	V SEC?	839	M?	45.30	415.00	411.00				45.30	392.00
BAZ	V SEC?	850	M				52.70			52.70	
BAZ	V SEC	863	M	48.00	482.00	478.00				48.00	456.00
BAZ	V SEC	907	M	53.50			56.50	458.00	454.00	55.00	424.00

NECROPOLIS	PERIOD	Burial	SEX	FEM SI R	FEM 1R	FEM 2R	FEM SI L	FEM IL	FEM 2L	FEM_SI	FEMECH
BAZ	V SEC?	928	M				42.00	409.00	406.50	42.00	386.50
BAZ	V SEC	939	M								
BAZ	V SEC	952	M				46.60	440.00	437.00	46.60	424.00
BAZ	V SEC	956	M	49.15						49.15	
BAZ	V SEC	978	M		427.00	425.00					400.00
BAZ	V SEC	983	M				46.80	455.00		46.80	422.00
BAZ	V SEC	990	M	49.80	471.00	468.50				49.80	443.50
BAZ	V SEC	995	M				46.80	473.00	468.00	46.80	442.00
BAZ	V SEC	1023	M				49.20	465.00	461.50	49.20	432.50
BAZ	V SEC?	1028	M?	45.30	450.00	447.00				45.30	422.00
BAZ	V SEC	1036	M	47.00						47.00	399.00
BAZ	V SEC	1040	M	46.50	430.00	426.50				46.50	395.50
BAZ	V SEC	1042	M				49.40	452.00	455.00	49.40	432.00
BAZ	V SEC	1123	M	51.00	446.00	443.00				51.00	420.00
BAZ	V SEC	1134	M	48.24						48.24	
BAZ	V SEC	1137	M	47.80	489.00	485.00				47.80	460.00
BAZ	V SEC	1150	M				48.00	449.00	445.50	48.00	426.50
BAZ	V SEC?	1156	M				51.70	473.00	469.00	51.70	454.00
BAZ	V SEC	1174	M	54.11			54.50	466.00	464.00	54.31	440.00
BAZ	V SEC	1176	M	50.20	443.00	439.00				50.20	402.00
BAZ	V SEC	1180	M								
BAZ	V SEC	1214	M	46.90	447.00	443.00				46.90	418.00
BAZ	V SEC	1218	M	54.40						54.40	
BAZ	V SEC	1226	M				47.30		426.00	47.30	400.00
BAZ	V SEC	1236	M	48.20			52.00	475.00	471.50	50.10	445.50
BAZ	V SEC?_DIST	1245	M				49.20	458.00	454.50	49.20	426.50
BAZ	V SEC?	1332	M	51.15	457.00	452.00				51.15	
BAZ	V SEC?	1333	M	50.90	447.00	443.00				50.90	416.00
BAZ	V SEC?	1334	M				45.50	428.00	425.00	45.50	406.00
BAZ	V SEC?	1337	M	49.90						49.90	
BAZ	V SEC?	1347	M	48.76						48.76	
BAZ	V SEC?	1360	M				50.30			50.30	425.00
BAZ	V SEC?	1379	M				50.50	444.00	441.00	50.50	418.00
BAZ	V SEC?	1418	M	50.90	484.00	480.00				50.90	454.00
BAZ	V SEC?	1471	M	47.50	428.00	425.50				47.50	398.50
BAZ	V SEC?	1484	M	48.30	444.00	439.00				48.30	410.00
BAZ	V SEC?	1496	M	55.00						55.00	424.00
BAZ	V SEC?	1586	M				54.43	469.00	466.00	54.43	432.00
BAZ	V SEC?	1306A	M	48.35	452.00	449.00				48.35	422.00
BAZ	V SEC?	1306B	M	47.10		415.00	47.50			47.30	388.00
BAZ	V SEC	384A	M	47.14	468.00	464.00				47.14	438.00
BAZ	V SEC	884	IND								
BAZ	V SEC	1201	IND								
BAZ	V SEC?	768	F								
BAZ	V SEC	810	F	39.45	406.00	402.50	39.85			39.65	378.50
BAZ	V SEC	817	F				42.40	408.00	406.50	42.40	387.50
BAZ	V SEC?	837	F				39.50	440.00	438.00	39.50	416.00
BAZ	V SEC	855	F	41.00	420.00	417.50				41.00	401.50
BAZ	V SEC?	887	F								
BAZ	V SEC	892	F				46.70	425.00	422.00	46.70	400.00
BAZ	V SEC?	922	F	38.30	392.00	389.00				38.30	364.00
BAZ	V SEC	969	F?								
BAZ	V SEC	997	F?	45.13			43.00			44.07	
BAZ	V SEC	1191	F	45.24						45.24	
BAZ	V SEC	1228	F				39.30			39.30	
BAZ	V SEC?	1469	F				45.10	412.00	409.00	45.10	382.00
BAZ	V SEC?	1530	F								
BAZ	V SEC?	1590	F?								
BAZ	IMP	742	M	47.50			47.60			47.55	
BAZ	IMP	734	F			388.00					362.00
BAZ	O-A	406	M	42.65						42.65	
BAZ	O-A	407	M				46.90	450.00	446.00	46.90	410.00
BAZ	O-A	408	M				47.90	436.00	434.00	47.90	406.00
BAZ	O-A	411	M								
BAZ	O-A	417	M				49.50	439.00	436.00	49.50	406.00
BAZ	O-A	423	M	45.13	420.00	415.00				45.13	395.00
BAZ	O-A	426	M								
BAZ	O-A	428	M								
BAZ	O-A	440	M								

NECROPOLIS	PERIOD	Burial	SEX	FEM SI R	FEM 1R	FEM 2R	FEM SI L	FEM IL	FEM 2L	FEM_SI	FEMECH
BAZ	O-A	441	M				48.60		405.00	48.60	382.00
BAZ	O-A	444	M				51.60	470.00	466.50	51.60	443.50
BAZ	O-A	536	M								
BAZ	O-A	541	M	46.23			46.00	433.00	429.00	46.12	406.00
BAZ	O-A	560	M								410.00
BAZ	O-A	565	M	55.40	464.00	460.00				55.40	434.00
BAZ	O-A	579	M				55.20	465.00	462.00	55.20	436.00
BAZ	O-A	589	M?								
BAZ	O-A	632	M								
BAZ	O-A	633	M								
BAZ	O-A	636	M	50.50	422.00	418.00	49.30			49.90	398.00
BAZ	O-A	659	M	47.00	420.00	420.00				47.00	395.00
BAZ	O-A	661	M								
BAZ	O-A	670	M		465.00	458.00					430.00
BAZ	O-A	673	M	49.71			50.54	485.00	482.50	50.13	455.50
BAZ	O-A	682	M	51.40		450.00				51.40	425.00
BAZ	O-A	691	M	51.33		425.00		est		51.33	400.00
BAZ	O-A	692	M				41.00	448.00	428.00	41.00	
BAZ	O-A	698	M	49.90	473.00	470.00	49.20			49.55	446.00
BAZ	O-A	699	M								
BAZ	O-A	735	M				50.20		359.00	50.20	344.00
BAZ	O-A	736	M				48.30	475.00	470.50	48.30	441.50
BAZ	O-A	740	M				47.30		442.00	47.30	415.00
BAZ	O-A	747	M	52.60	437.00	435.00				52.60	410.00
BAZ	O-A	772	M	47.50						47.50	
BAZ	O-A	793	M	49.00	467.00	464.00				49.00	435.00
BAZ	O-A	840	M	47.40			47.20		420.00	47.30	394.00
BAZ	O-A	842	M				49.90	447.00	443.00	49.90	413.00
BAZ	O-A	866	M				47.30			47.30	
BAZ	O-A	868	M				50.30		466.00	50.30	442.00
BAZ	O-A	870	M	47.00			45.00	470.00	469.00	46.00	438.00
BAZ	O-A	890	M								424.00
BAZ	O-A	897	M?				42.74		427.00	42.74	402.00
BAZ	O-A	899	M								
BAZ	O-A	912	M				49.00	445.00	441.00	49.00	418.00
BAZ	O-A	924	M								
BAZ	O-A	945	M	51.00		500.00				51.00	472.00
BAZ	O-A	976	M	46.30		420.00				46.30	392.00
BAZ	O-A	1014	M	47.00						47.00	
BAZ	O-A	1016	M	48.56			48.70	452.00	449.00	48.63	426.00
BAZ	O-A	1031	M	48.40	432.00	429.00				48.40	405.00
BAZ	O-A	1038	M	47.60			46.70	443.00	439.50	47.15	413.50
BAZ	O-A	1112	M	47.70				465.00	460.00	47.70	440.00
BAZ	O-A	1119	M	56.00						56.00	
BAZ	O-A	1145	M								
BAZ	O-A	1204	M				46.20	466.00	463.00	46.20	438.00
BAZ	O-A	1205	M	45.90						45.90	
BAZ	O-A	1206	M				50.60	455.00	452.50	50.60	432.50
BAZ	O-A	1223	M?								
BAZ	O-A	1242	M	50.70			49.90	470.00	465.00	50.30	439.00
BAZ	O-A	1251	M				46.50	433.00	429.50	46.50	409.50
BAZ	O-A	1273	M?								
BAZ	O-A?	1325	M				46.60	423.00	419.50	46.60	392.50
BAZ	O-A	1339	M				46.40		442.00	46.40	424.00
BAZ	O-A	1359	M	47.00	442.00	439.00	46.00			46.50	424.00
BAZ	O-A	1376	M	48.50	449.00	446.50				48.50	416.50
BAZ	O-A?	1382	M	50.90	475.00	469.50				50.90	443.50
BAZ	O-A	1423	M								
BAZ	O-A	1426	M				47.60	469.00	465.00	47.60	436.00
BAZ	O-A	1512	M	52.35		430.00				52.35	415.00
BAZ	O-A	1515	M	45.60	477.00	471.50				45.60	448.50
BAZ	O-A	1520	M								
BAZ	O-A	1521	M	46.60						46.60	
BAZ	O-A	1522	M								
BAZ	O-A	1529	M				48.50		470.00	48.50	442.00
BAZ	O-A	1531	M				47.85			47.85	436.00
BAZ	O-A	1534	M	50.70		470.00				50.70	440.00
BAZ	O-A	1544	M								408.00
BAZ	O-A	1547	M	48.00						48.00	

NECROPOLIS	PERIOD	Burial	SEX	FEM SI R	FEM 1R	FEM 2R	FEM SI L	FEM IL	FEM 2L	FEM_SI	FEMECH
BAZ	O-A	1549	M	48.80		445.00				48.80	420.00
BAZ	O-A	1557	M	51.40		456.00				51.40	430.00
BAZ	O-A	1558	M	47.65			46.50		440.00	47.08	410.00
BAZ	O-A	1572	M				50.30	477.00	472.00	50.30	444.00
BAZ	O-A	1574	M				46.20	485.00	483.00	46.20	456.00
BAZ	O-A	1584	M	50.60	490.00	486.50				50.60	461.50
BAZ	O-A	1585	M	46.70	427.00	424.00				46.70	394.00
BAZ	O-A	1597	M	46.80						46.80	397.00
BAZ	O-A_DIST	625BIS	M								
BAZ	O-A_DIST	626A	M?								
BAZ	O-A	630B	M	50.50	443.00	438.00	50.94			50.72	418.00
BAZ	O-A	672B	M?				49.30			49.30	394.00
BAZ	O-A	386	F	42.00						42.00	
BAZ	O-A	398	F								
BAZ	O-A	455	F								
BAZ	O-A	475	F	40.00						40.00	
BAZ	O-A	502	F	42.60	393.00	390.00	41.60			42.10	366.00
BAZ	O-A	534	F				38.20	428.00	424.00	38.20	396.00
BAZ	O-A	554	F	44.80	406.00	403.00				44.80	383.00
BAZ	O-A	575	F?	46.50						46.50	
BAZ	O-A	580	F				37.50	403.00	400.50	37.50	377.50
BAZ	O-A	600	F	44.70	est					44.70	
BAZ	O-A	664	F								
BAZ	O-A	666	F								
BAZ	O-A	689	F	40.60		430.00				40.60	403.00
BAZ	O-A	846	F	44.60	415.00	412.50	44.00			44.30	380.50
BAZ	O-A	873	F				43.00		397.00	43.00	377.00
BAZ	O-A	877	F	43.45					410.00	43.45	382.00
BAZ	O-A	913	F				42.00		404.00	42.00	376.00
BAZ	O-A	985	F				41.50	403.00	400.00	41.50	380.00
BAZ	O-A	1006	F								
BAZ	O-A	1114	F				40.00		418.00	40.00	402.00
BAZ	O-A	1182	F	43.30	419.00	416.00				43.30	400.00
BAZ	O-A	1233	F	43.20						43.20	
BAZ	O-A	1276	F				44.00	430.00	427.50	44.00	405.50
BAZ	O-A	1346	F				41.70			41.70	
BAZ	O-A	1358	F								
BAZ	O-A	1387	F	41.50						41.50	
BAZ	O-A	1518	F?								
BAZ	O-A	1537	F				47.00			47.00	
BAZ	O-A	1543	F	45.70				425.00	420.00	45.70	396.00
BAZ	O-A	1562	F	45.80	436.00	434.00				45.80	408.00
BAZ	O-A	1589	F?								
BAZ	O-A	1602	F?								
BAZ	O-A	671B	F	41.15	407.00	403.00				41.15	378.00
BAZ	ELL	388	M				47.11		380.00	47.11	355.00
BAZ	ELL	467	M	47.00						47.00	
BAZ	ELL	473	M	51.40			50.20	468.00	464.00	50.80	438.32
BAZ	ELL	495	M								
BAZ	ELL	497	M								
BAZ	ELL	501	M								418.00
BAZ	ELL	515	M				50.55	415.00	412.50	50.55	395.50
BAZ	ELL	520	M		436.00	432.00	45.90			45.90	412.00
BAZ	ELL	543	M	49.00	415.00	412.00				49.00	396.00
BAZ	ELL	555	M	49.70	440.00	438.00				49.70	411.00
BAZ	ELL	561	M				52.00	450.00	445.00	52.00	424.00
BAZ	ELL	566	M	53.00						53.00	
BAZ	ELL	574	M	49.30	452.00	448.00				49.30	418.00
BAZ	ELL	578	M								
BAZ	ELL_DIST	614	M	50.00						50.00	
BAZ	ELL	625	M				50.40	419.00	414.50	50.40	387.50
BAZ	ELL	651	M	50.50	433.00	430.00				50.50	410.00
BAZ	ELL	658	M				48.90			48.90	
BAZ	ELL	669	M								
BAZ	ELL_DIST	679	M								
BAZ	ELL	684	M								
BAZ	ELL	686	M	47.30	408.00	406.00				47.30	381.00
BAZ	ELL	688	M								
BAZ	ELL	782	M	45.50	441.00	438.00				45.50	408.00

NECROPOLIS	PERIOD	Burial	SEX	FEM SI R	FEM 1R	FEM 2R	FEM SI L	FEM IL	FEM 2L	FEM_SI	FEMECH
BAZ	ELL	788	M				53.00	448.00	453.00	53.00	420.00
BAZ	ELL	803	M	49.00	425.00	423.00				49.00	398.00
BAZ	ELL	804	M	48.50						48.50	380.00
BAZ	ELL	816	M	49.20	452.00	449.00	49.50			49.35	423.00
BAZ	ELL	858	M?								
BAZ	ELL	900	M				46.90	450.00	445.00	46.90	416.00
BAZ	ELL	901	M	49.20						49.20	
BAZ	ELL?	909	M	51.60	451.00	447.50				51.60	420.50
BAZ	ELL	954	M	47.30	400.00	398.00				47.30	376.00
BAZ	ELL	960	M	45.60	435.00	429.50				45.60	404.50
BAZ	ELL?	964	M				46.50	448.00	445.00	46.50	408.00
BAZ	ELL	967	M	50.00	478.00	470.00				50.00	444.00
BAZ	ELL	968	M?								
BAZ	ELL	979	M				44.00			44.00	395.00
BAZ	ELL	1012	M	52.10			52.50	495.00	491.50	52.30	465.50
BAZ	ELL	1136	M				53.00	489.00	485.50	53.00	461.50
BAZ	ELL	1138	M	54.50			53.70		478.00	54.10	456.00
BAZ	ELL	1140	M	54.30						54.30	
BAZ	ELL	1152	M				51.24	448.00	444.00	51.24	412.00
BAZ	ELL	1157	M	49.40			48.80			49.10	
BAZ	ELL	1169	M?								
BAZ	ELL?	1172	M	48.50						48.50	
BAZ	ELL	1192	M				52.50	437.00	433.00	52.50	406.00
BAZ	ELL	1210	M				52.50	448.00	444.00	52.50	416.00
BAZ	ELL	1211	M	54.55	495.00	492.00				54.55	470.00
BAZ	ELL	1243	M	53.30	457.00	455.00				53.30	428.00
BAZ	ELL	1265	M	49.50						49.50	416.00
BAZ	ELL	1367	M	49.23	444.00	439.50				49.23	410.50
BAZ	ELL	1378	M?								430.00
BAZ	ELL	1385	M?								
BAZ	ELL	1388	M	50.20	482.00	479.00				50.20	456.00
BAZ	ELL?	1393	M	47.00	482.00	478.00				47.00	452.00
BAZ	ELL	1400	M	51.60						51.60	
BAZ	ELL	1407	M	51.70	469.00	468.00				51.70	446.00
BAZ	ELL	1415	M	50.93	443.00	438.50				50.93	423.50
BAZ	ELL	1419	M				48.00	445.00	441.50	48.00	422.50
BAZ	ELL	1422	M	54.34	437.00	434.00				54.34	418.00
BAZ	ELL	1433	M				46.40	404.00	400.50	46.40	379.50
BAZ	ELL	1436	M	50.90	445.00	443.00				50.90	418.00
BAZ	ELL	1437	M	47.60	440.00	435.00	46.60			47.10	410.00
BAZ	ELL	1440	M	47.00	443.00	439.00				47.00	407.00
BAZ	ELL	1441	M	45.56	439.00	436.00				45.56	408.00
BAZ	ELL	1453	M				47.30	436.00	434.00	47.30	414.00
BAZ	ELL	1461	M	45.50						45.50	
BAZ	ELL	1463	M	46.20		437.50				46.20	406.50
BAZ	ELL	1466	M	51.60	439.00	436.00				51.60	404.00
BAZ	ELL	1470	M	44.20	414.00	412.00				44.20	392.00
BAZ	ELL	1473	M	49.40	453.00	442.50				49.40	419.50
BAZ	ELL	1477	M	48.60	441.00	437.50				48.60	409.50
BAZ	ELL	1478	M				52.40	435.00	431.00	52.40	410.00
BAZ	ELL	1482	M				48.85	464.00	461.00	48.85	440.00
BAZ	ELL	1495	M	53.50	503.00	499.00	52.75			53.13	466.00
BAZ	ELL	1500	M				51.50	463.00	460.50	51.50	440.50
BAZ	ELL	1506	M				49.20	472.00	467.00	49.20	447.00
BAZ	ELL	1608	M				54.23	457.00	456.00	54.23	432.00
BAZ	ELL	1659	M	52.20						52.20	
BAZ	ELL	1660	M	52.10	486.00	481.00				52.10	454.00
BAZ	ELL	1140B	M	48.20						48.20	
BAZ	ELL	396a	M								
BAZ	ELL	470A	M				49.40	428.00	425.00	49.40	402.00
BAZ	ELL	940	IND								
BAZ	ELL	1208	IND								
BAZ	ELL	484	F								
BAZ	ELL	496	F								
BAZ	ELL	517	F?		427.00	425.00	45.74			45.74	400.00
BAZ	ELL	551	F	40.90	397.00	394.00				40.90	371.00
BAZ	ELL	591	F				41.20	434.00	431.00	41.20	
BAZ	ELL	597	F								
BAZ	ELL	617	F								

NECROPOLIS	PERIOD	Burial	SEX	FEM SI R	FEM 1R	FEM 2R	FEM SI L	FEM IL	FEM 2L	FEM_SI	FEMECH
BAZ	ELL	628	F	46.90						46.90	
BAZ	ELL	641	F	47.00	430.00	425.00				47.00	405.00
BAZ	ELL	650	F	42.00						42.00	
BAZ	ELL	653	F				42.20			42.20	
BAZ	ELL	678	F								
BAZ	ELL	685	F	48.50			46.80	434.00	429.50	47.65	402.50
BAZ	ELL_DIST	687	F								
BAZ	ELL	770	F				42.20			42.20	
BAZ	ELL	777	F				40.00			40.00	
BAZ	ELL	784	F				38.70	385.00	382.00	38.70	356.00
BAZ	ELL	800	F	44.40		441.00				44.40	418.00
BAZ	ELL	807	F	42.10	435.00	431.00				42.10	406.00
BAZ	ELL	820	F	42.00	415.00	411.00				42.00	383.00
BAZ	ELL	828	F?								
BAZ	ELL	914	F	42.20			41.00			41.60	
BAZ	ELL	915	F	45.00				448.00	444.00	45.00	410.00
BAZ	ELL	944	F?								
BAZ	ELL	962	F	42.14	412.00	408.50				42.14	388.50
BAZ	ELL	965	F								
BAZ	ELL	1009	F?								
BAZ	ELL	1033	F	46.50	402.00	399.50				46.50	370.50
BAZ	ELL	1121	F				40.33	378.00	373.50	40.33	353.50
BAZ	ELL	1128	F	44.30		428.00	43.20			43.75	406.00
BAZ	ELL	1166	F	45.80	417.00	414.00				45.80	390.00
BAZ	ELL	1167	F	42.50						42.50	
BAZ	ELL_DIST	1250	F				45.85		437.00	45.85	418.00
BAZ	ELL	1261	F				39.00	402.00	398.00	39.00	378.00
BAZ	ELL	1319	F	42.70						42.70	
BAZ	ELL	1341	F	42.60						42.60	
BAZ	ELL	1357	F	42.60		415.00				42.60	392.00
BAZ	ELL	1410	F	44.50	458.00	453.00	44.42			44.46	426.50
BAZ	ELL	1427	F								
BAZ	ELL	1431	F				42.70	384.00	380.50	42.70	355.50
BAZ	ELL	1443	F	43.80		384.00				43.80	360.00
BAZ	ELL	1444	F?								
BAZ	ELL	1456	F								
BAZ	ELL	1467	F	41.30	414.00	410.00				41.30	390.00
BAZ	ELL	1474	F								
BAZ	ELL	1475	F				42.40			42.40	429.00
BAZ	ELL	1479	F	43.05		420.00				43.05	398.00
BAZ	ELL	1483	F	42.84	410.00	408.00				42.84	380.00
BAZ	ELL	1488	F	44.16						44.16	
BAZ	ELL	1647	F	44.30	426.00	422.00				44.30	396.00
BAZ	ELL	1650	F	45.30	408.00	404.00				45.30	384.00
BAZ	ELL	1657	F								
BAZ	ELL	1662	F	45.50	454.00	450.00				45.50	422.00
BAZ	ELL	396b	F	44.70	434.00	430.00				44.70	412.00
CAPE	O-A	257	M				50.40			50.40	
CAPE	O-A	141	F	42.00		390.00				42.00	368.00
CAPE	O-A?	171	F				40.00	416.00	411.50	40.00	394.50
CAPE	IND	108	M								
CAPE	IND	199	M	55.26						55.26	
CAPE	IND	202	F				45.60			45.60	
CAPE	IND	227	F	42.30	418.00	414.00				42.30	394.00
CAPE	IND	248	F				38.75	409.00	405.00	38.75	384.00
CAPE	ELL	131	M								
CAPE	ELL	143	M	45.54	436.00	431.50	44.80			45.17	406.50
CAPE	ELL	151	M				45.40	426.00	424.00	45.40	402.00
CAPE	ELL	168	M	49.90	450.00	447.00	48.93			49.42	426.00
CAPE	ELL	175	M				50.66			50.66	
CAPE	ELL	180	M	48.60	446.00	445.00				48.60	424.00
CAPE	ELL	216	M	45.70	459.00	455.50				45.70	428.50
CAPE	ELL	144	F	43.84		421.00				43.84	400.00
CAPE	ELL	146	F				41.10	425.00	421.50	41.10	395.50
CAPE	ELL	172	F				44.90	444.00	440.00	44.90	416.00
CAPE	ELL	188	F	42.60	399.00	395.00				42.60	372.00
CAPE	ELL	190	F	44.20	393.00	391.00				44.20	368.00
CB	ROM?	3	M?								
CB	O-A	10	M								

NECROPOLIS	PERIOD	Burial	SEX	FEM SI R	FEM 1R	FEM 2R	FEM SI L	FEM IL	FEM 2L	FEM_SI	FEMECH
CB	O-A	33	M								
CB	O-A	34	M	49.90		470.00				49.90	446.00
CB	O-A	38	M	50.70	470.00	470.00				50.70	442.00
CB	O-A	42	M			425.00	47.70			47.70	402.00
CB	O-A	44	M	47.40		475.00				47.40	454.00
CB	O-A	47	M								406.00
CB	O-A	71	M								
CB	O-A	75	M			449.00	52.00			52.00	422.00
CB	O-A?	77	M?								
CB	O-A	82	M	54.90		461.00				54.90	437.00
CB	O-A	91	M	48.00						48.00	
CB	O-A	94	M	52.00			52.50			52.25	
CB	O-A	110	M								
CB	O-A	115	M								
CB	O-A	118	M?				42.00			42.00	
CB	O-A	126	M	48.50	458.00	457.00				48.50	432.00
CB	O-A	132	M				45.50		431.00	45.50	405.00
CB	O-A	140	M				47.00	478.00	477.00	47.00	446.00
CB	O-A	143	M	47.30						47.30	
CB	O-A?	172	M	46.30	418.00	416.00				46.30	392.00
CB	O-A	173	M	48.00						48.00	
CB	O-A	2	F	42.40		425.00				42.40	404.00
CB	O-A	27	F								
CB	O-A	35	F								
CB	O-A	39	F								
CB	O-A	59	F	43.40						43.40	
CB	O-A	88	F	38.50	392.00	389.00				38.50	368.00
CB	O-A	98	F	37.25						37.25	
CB	O-A	103	F								
CB	O-A	105	F								
CB	O-A	171	F	41.20						41.20	
CB	O-A	181	F								
CB	O-A	193	F	42.00		413.00				42.00	394.00
CB	O-A?	57B	F?	45.20		408.00				45.20	384.00
CB	IND	57A	M	48.40		432.00				48.40	410.00
CB	IND	54A	F?								380.00
CB	ELL	32	M				49.50			49.50	
CB	ELL	62	M	48.30		470.00				48.30	447.00
CB	ELL	76	M?				41.40			41.40	
CB	ELL?	84	M	48.00						48.00	
CB	ELL	123	M?	47.50	437.00	432.00	47.00			47.25	408.00
CB	ELL	164	M				49.50		450.00	49.50	423.00
CB	ELL	54B	M				47.70		430.00	47.70	405.00
CB	ELL	11	F?								
CB	ELL	12	F	42.30		400.00				42.30	376.00
CB	ELL	50	F?			450.00					420.00
CB	ELL	67	F?								
CB	ELL	111	F	41.20						41.20	
CB	ELL	162	F								
CINTU	ROM	17ROM	M	49.70						49.70	
CINTU	ROM?	TR56_T10	M	48.61	449.00	446.50				48.61	417.50
CINTU	ROM?	TR56_T3	M				45.50	447.00	444.00	45.50	418.00
CINTU	ROM?	TR56_T1	F				42.50	432.00	429.00	42.50	409.00
CINTU	ROM?	TR56_T8	F				43.75	453.00	449.00	43.75	424.00
CINTU	O-A	5	M								
CINTU	O-A	14	M				52.00	474.00	470.00	52.00	444.00
CINTU	O-A	17	M				51.10	470.00	468.00	51.10	444.00
CINTU	O-A	18	M								
CINTU	O-A	19	M	49.30	462.00	438.00				49.30	
CINTU	O-A	23	M								
CINTU	O-A	26	M				46.00	442.00	438.50	46.00	412.50
CINTU	O-A	27	M				47.80			47.80	
CINTU	O-A	34	M				48.35	443.00	438.00	48.35	408.00
CINTU	O-A	53	M	48.50	444.00	443.00				48.50	420.00
CINTU	O-A	56	M								
CINTU	O-A	74	M								
CINTU	O-A	76	M	49.00	465.00	462.00				49.00	442.00
CINTU	O-A	80	M	45.90	450.00	446.00				45.90	422.00
CINTU	O-A	97	M				51.40	489.00	485.00	51.40	460.00

NECROPOLIS	PERIOD	Burial	SEX	FEM SI R	FEM 1R	FEM 2R	FEM SI L	FEM 1L	FEM 2L	FEM_SI	FEMECH
CINTU	O-A	105	M	45.65		440.00				45.65	418.00
CINTU	O-A	106	M	46.70	445.00	441.50				46.70	414.50
CINTU	O-A	108	M								
CINTU	O-A	115	M	48.00		462.00				48.00	436.00
CINTU	O-A	119	M				48.80	472.00	466.00	48.80	439.00
CINTU	O-A	125	M								
CINTU	O-A	131	M				49.00	477.00	474.00	49.00	444.00
CINTU	O-A	135	M	44.23			44.30	398.00	396.00	44.27	373.00
CINTU	O-A	136	M		477.00	469.00	50.30			50.30	436.00
CINTU	O-A	137	M	45.50			47.00			46.25	
CINTU	O-A	142	M	49.90	430.00	426.00				49.90	402.00
CINTU	O-A	143	M	46.60	482.00	479.00				46.60	452.00
CINTU	O-A	156	M				51.03		416.00	51.03	392.00
CINTU	O-A	160	M				44.80	418.00	416.00	44.80	389.00
CINTU	O-A	180	M	47.10			47.30			47.20	
CINTU	O-A	184	M				55.50		458.00	55.50	431.00
CINTU	O-A	191	M				47.00			47.00	
CINTU	O-A	193	M	50.60						50.60	
CINTU	O-A	195	M	46.30						46.30	
CINTU	O-A	199	M?	40.30			40.30			40.30	
CINTU	O-A	203	M	47.80						47.80	
CINTU	O-A	205	M				48.20			48.20	
CINTU	O-A	210	M	47.10	424.00	421.00				47.10	390.00
CINTU	O-A	212	M	48.90	480.00	477.50				48.90	449.50
CINTU	O-A	217	M								
CINTU	O-A	224	M	47.20	457.00	453.00				47.20	428.00
CINTU	O-A	238	M				47.00			47.00	
CINTU	O-A	242	M	49.50			48.00			48.75	
CINTU	O-A?	254	M	43.20	430.00	428.00				43.20	408.00
CINTU	O-A	257	M				47.00			47.00	
CINTU	O-A?	279	M	50.00	462.00	460.00				50.00	438.00
CINTU	O-A?	284	M?	46.30						46.30	
CINTU	O-A?	290	M				49.80	467.00	465.00	49.80	442.00
CINTU	O-A	293	M				44.70	447.00	444.00	44.70	420.00
CINTU	O-A	298	M	47.60	475.00	471.00				47.60	448.00
CINTU	O-A	300	M	50.20				461.00	456.00	50.20	432.00
CINTU	O-A	319	M	47.80	430.00	425.00				47.80	402.00
CINTU	O-A	321	M	48.62	474.00	471.00				48.62	445.00
CINTU	O-A	325	M				52.50	480.00	475.00	52.50	444.00
CINTU	O-A	ANAS_2	M	49.80						49.80	
CINTU	O-A	9	F	44.00						44.00	
CINTU	O-A	46	F	42.20	400.00	397.50	42.10			42.15	377.50
CINTU	O-A	100	F		455.00	451.50	44.50			44.50	423.50
CINTU	O-A	110	F	44.50	410.00	405.50				44.50	380.50
CINTU	O-A	128	F	44.50						44.50	
CINTU	O-A	130	F				43.64	404.00	400.50	43.64	382.50
CINTU	O-A	133	F	40.00						40.00	
CINTU	O-A	148	F				40.00			40.00	
CINTU	O-A	157	F	42.30		405.00				42.30	388.00
CINTU	O-A	167	F				42.70	400.00	397.00	42.70	375.00
CINTU	O-A	173	F	44.75	452.00	449.00				44.75	426.00
CINTU	O-A	177	F								
CINTU	O-A	178	F								
CINTU	O-A	192	F								
CINTU	O-A	198	F?	46.20						46.20	
CINTU	O-A	201	F				42.30			42.30	
CINTU	O-A	207	F	39.60	412.00	407.00				39.60	388.00
CINTU	O-A	209	F				40.20	384.00	381.00	40.20	360.00
CINTU	O-A	211	F	44.35	389.00	385.00	45.24			44.80	360.00
CINTU	O-A	214	F	43.00	419.00	415.50	43.00			43.00	388.50
CINTU	O-A	215	F	41.20						41.20	
CINTU	O-A	255	F				40.70			40.70	
CINTU	O-A	296	F	43.23	418.00	414.00				43.23	388.00
CINTU	O-A	297	F				42.00			42.00	
CINTU	O-A	301	F				40.50	407.00	404.00	40.50	379.00
CINTU	O-A	302	F	43.00	446.00	441.00				43.00	416.00
CINTU	O-A	303	F				40.00	416.00	411.00	40.00	388.00
CINTU	O-A	322	F				42.33	432.00	427.00	42.33	408.00
CINTU	O-A	ANAS_1	F								

NECROPOLIS	PERIOD	Burial	SEX	FEM SI R	FEM 1R	FEM 2R	FEM SI L	FEM IL	FEM 2L	FEM_SI	FEMECH
CINTU	IND	SS17_T10	M	52.80	469.00	465.00				52.80	436.00
CINTU	IND	UNC 1	M	48.50	444.00	441.00				48.50	420.00
CINTU	IND	UNC 2	M				53.10	475.00	473.00	53.10	454.00
CINTU	IND	249b	F	43.20						43.20	
CINTU	IND	SS17_T11	F	41.70	447.00	443.00				41.70	415.00
CINTU	IND	SS17_T12	F				42.50	399.00	396.00	42.50	371.00
CINTU	IND	SS17_T13	F				40.30	406.00	403.00	40.30	378.00
CINTU	IND	SS17_T13a	F	45.10						45.10	
CINTU	IND	SS17_T9	F				39.40	407.00	404.00	39.40	378.00
CINTU	ELL	36	M	47.90	438.00	435.00				47.90	402.00
CINTU	ELL	50	M	50.70						50.70	420.00
CINTU	ELL	70	M	52.00	454.00	450.00				52.00	420.00
CINTU	ELL	75	M				50.00	430.00	426.00	50.00	405.00
CINTU	ELL	78	M				46.23	438.00	435.50	46.23	414.50
CINTU	ELL	83	M	52.56						52.56	
CINTU	ELL	89	M	48.80	459.00	454.50				48.80	423.50
CINTU	ELL	96	M	52.80	473.00	469.00				52.80	440.00
CINTU	ELL	98	M	47.20			47.44	448.00	444.00	47.32	420.00
CINTU	ELL	170	M				48.40	457.00	455.00	48.40	430.00
CINTU	ELL	175	M	47.65						47.65	
CINTU	ELL	183	M	49.03			49.40			49.22	
CINTU	ELL	188	M	48.00	434.00	430.00				48.00	398.00
CINTU	ELL	231	M	48.80	443.00	438.50				48.80	415.50
CINTU	ELL	241	M				45.60	438.00	437.00	45.60	412.00
CINTU	ELL	248	M	45.45				472.00	469.00	45.45	439.00
CINTU	ELL	249	M	46.70	474.00	472.00				46.70	449.00
CINTU	ELL	274	M	49.70	441.00	438.00				49.70	412.00
CINTU	ELL	277	M				48.00			48.00	
CINTU	ELL	292	M				48.80	447.00	443.00	48.80	422.00
CINTU	ELL	309	M	48.00		460.00				48.00	440.00
CINTU	ELL	313	M				49.50	446.00	441.00	49.50	412.00
CINTU	ELL	60	F	38.50						38.50	
CINTU	ELL	67	F	43.60	406.00	403.00	44.00			43.80	374.00
CINTU	ELL	68	F								
CINTU	ELL	79	F				40.12	389.00	384.00	40.12	360.00
CINTU	ELL	81	F				39.30	397.00	394.00	39.30	372.00
CINTU	ELL	122	F				42.60	404.00	399.00	42.60	377.00
CINTU	ELL	138	F				40.00			40.00	
CINTU	ELL	141	F	38.90			39.95			39.43	
CINTU	ELL	204	F	42.00		410.00				42.00	388.00
CINTU	ELL	223	F	42.40	426.00	422.00				42.40	392.00
CINTU	ELL	233	F				46.70	437.00	434.00	46.70	406.00
CINTU	ELL	265	F	42.80	426.00	422.00				42.80	398.00
CINTU	ELL	267	F				39.70	408.00	405.00	39.70	386.00
CINTU	ELL	273	F				44.00	412.00	407.00	44.00	382.00
CINTU	ELL	276	F				44.50	453.00	450.50	44.50	429.50
CINTU	ELL	306	F				44.00	401.00	398.50	44.00	376.50
CINTU	ELL	312	F	41.40						41.40	377.00
CINTU	ELL	316	F				45.00	414.00	412.00	45.00	382.00
CR	O-A	3	M	49.80	455.00	451.00				49.80	424.00
CR	O-A	5	M				47.00			47.00	
CR	O-A	15	M				46.00		435.00	46.00	420.00
CR	O-A	21	M								430.00
CR	O-A	23	M	44.00	450.00	447.00				44.00	422.00
CR	O-A	1	F				44.00	473.00	466.50	44.00	439.50
CR	O-A	2	F								
CR	O-A	9	F								390.00
CR	O-A	11	F	40.30		402.00				40.30	384.00
CR	O-A	13	F	42.30		370.00				42.30	349.00
CR	O-A	19	F	43.00		425.00				43.00	406.00
CR	O-A	24	F			410.00					394.00
FOS	V SEC	117	M				49.80			49.80	
FOS	V SEC	134	M				51.60	455.00	449.00	51.60	420.00
FOS	V SEC	186	M				53.20	453.00	450.00	53.20	432.00
FOS	V SEC	207	M	46.80	457.00	453.00				46.80	425.00
FOS	V SEC	246	M	45.75	415.00	411.00				45.75	388.00
FOS	V SEC	275	M				50.00	457.00	452.00	50.00	422.00
FOS	V SEC	484	M				43.30	423.00	418.50	43.30	388.50
FOS	V SEC	405A	M				47.90	460.00	457.00	47.90	432.00

NECROPOLIS	PERIOD	Burial	SEX	FEM SI R	FEM 1R	FEM 2R	FEM SI L	FEM IL	FEM 2L	FEM_SI	FEMECH
FOS	O-A	157	M	44.50		407.00				44.50	383.00
FOS	O-A	163	M	50.80	486.00	484.00				50.80	452.00
FOS	O-A	184	M	44.50						44.50	
FOS	O-A	197	M								
FOS	O-A	215	M	48.00	449.00	444.00				48.00	419.00
FOS	O-A	222	M				46.00			46.00	
FOS	O-A	255	M								
FOS	O-A	270	M				45.20	447.00	444.00	45.20	425.00
FOS	O-A	296	M	43.40						43.40	
FOS	O-A	319	M	48.00	474.00	470.50				48.00	444.50
FOS	O-A	320	M								
FOS	O-A	435	M	51.80	449.00	446.50				51.80	424.50
FOS	O-A	437	M				44.60	433.00	431.00	44.60	408.00
FOS	O-A	457	M	46.70						46.70	
FOS	O-A	464	M				49.50	429.00	425.00	49.50	398.00
FOS	O-A	534	M				50.60	454.00	450.00	50.60	416.00
FOS	O-A	561	M				48.00	482.00	478.00	48.00	454.00
FOS	O-A	562	M				52.30	476.00	471.00	52.30	442.00
FOS	O-A	567	M?				46.00	418.00	413.00	46.00	388.00
FOS	O-A	572	M				48.00	418.00	415.00	48.00	399.00
FOS	O-A	405B	M	51.83	485.00	483.00				51.83	452.00
FOS	O-A	520ridA	M				48.60	446.00	443.00	48.60	421.00
FOS	O-A	159	F				43.20	426.00	423.00	43.20	402.00
FOS	O-A	208	F				42.90	422.00	418.00	42.90	395.00
FOS	O-A	301	F?	43.80	436.00	420.00				43.80	408.00
FOS	O-A	344	F				41.00		398.00	41.00	374.00
FOS	O-A	524	F	42.50	435.00	430.00				42.50	408.00
FOS	O-A	556	F				44.00	445.00	440.50	44.00	418.50
FOS	IND	182	M	52.00		470.00				52.00	446.00
FOS	IND	323	F?	44.00	433.00	430.00				44.00	402.00
FOS	ELL	76	M?	44.00						44.00	388.00
FOS	ELL	110	M	49.50	461.00	457.50				49.50	429.50
FOS	ELL	140	M	49.20	428.00	425.00				49.20	400.00
FOS	ELL	201	M	47.60				452.00	449.00	47.60	424.00
FOS	ELL	213	M	53.00						53.00	455.00
FOS	ELL	235	M	48.30	462.00	458.00				48.30	436.00
FOS	ELL	328	M				48.90	475.00	471.00	48.90	
FOS	ELL	333	M				50.30	447.00	441.00	50.30	420.00
FOS	ELL	370	M				51.20			51.20	
FOS	ELL	401	M	51.20						51.20	
FOS	ELL	402	M								432.00
FOS	ELL	407	M				49.40	455.00	453.00	49.40	424.00
FOS	ELL	418	M	46.00						46.00	
FOS	ELL	432	M				49.60	459.00	454.00	49.60	434.00
FOS	ELL	447	M				48.00	428.00	426.00	48.00	396.00
FOS	ELL	469	M	46.60	429.00	424.00				46.60	400.00
FOS	ELL	488	M	48.00	444.00	440.00				48.00	416.00
FOS	ELL	491	M								
FOS	ELL	503	M	52.70			53.20	477.00	472.50	52.95	448.50
FOS	ELL	504	M	54.00			52.80	480.00	475.50	53.40	
FOS	ELL	505	M	55.30			54.30	479.00	475.00	54.80	442.00
FOS	ELL	516	M	46.90	440.00	438.50				46.90	418.50
FOS	ELL	518	M	50.30	445.00	441.00				50.30	421.00
FOS	ELL	520	M	48.80	455.00	448.50				48.80	423.50
FOS	ELL	542	M								
FOS	ELL	124C	M?	43.80	396.00	391.00				43.80	366.00
FOS	ELL	124E	M								384.00
FOS	ELL	2A	M				49.10			49.10	
FOS	ELL	330C	M	48.70	430.00	426.00				48.70	404.00
FOS	ELL	330D	M	47.20						47.20	
FOS	ELL	330E	M	47.20	436.00	432.00				47.20	410.00
FOS	ELL	430A	M	53.10	499.00	494.00				53.10	462.00
FOS	ELL	430D	M	48.00	409.00	403.00				48.00	382.00
FOS	ELL	516ridA	M	49.60			49.40	428.00	424.50	49.50	401.50
FOS	ELL	63B	M	46.90	444.00	440.00				46.90	415.00
FOS	ELL	85	F	41.74	420.00	416.00				41.74	394.00
FOS	ELL	122	F								
FOS	ELL	204	F				42.70			42.70	
FOS	ELL	220	F	39.20	405.00	403.00				39.20	380.00

NECROPOLIS	PERIOD	Burial	SEX	FEM SI R	FEM 1R	FEM 2R	FEM SI L	FEM IL	FEM 2L	FEM_SI	FEMECH
FOS	ELL	223	F	46.30	446.00	442.50				46.30	412.50
FOS	ELL	225	F	40.35	400.00	396.00				40.35	
FOS	ELL	252	F								
FOS	ELL	265	F	39.60	405.00	403.00				39.60	377.00
FOS	ELL	279	F	42.00	434.00	431.50				42.00	408.50
FOS	ELL	288	F	47.50	441.00	436.00				47.50	416.00
FOS	ELL	351	F				41.20			41.20	
FOS	ELL	381	F				42.00			42.00	
FOS	ELL	410	F	41.40	374.00	370.50	41.20			41.30	355.50
FOS	ELL	417	F				43.50	411.00	408.00	43.50	388.00
FOS	ELL	427	F								
FOS	ELL	431	F	42.60	371.00	367.00				42.60	344.00
FOS	ELL	544	F	45.15	417.00	414.00				45.15	394.00
FOS	ELL	124A	F	43.80	415.00	412.50				43.80	391.50
FOS	ELL	124B	F		408.00	405.00	41.30			41.30	379.00
FOS	ELL	124D	F				46.00	412.00	411.00	46.00	390.00
FOS	ELL	330B	F				45.00	412.00	408.50	45.00	385.50
FOS	ELL	430B	F	44.20	424.00	420.00				44.20	394.00
FOS	ELL	430C	F	42.00						42.00	
FOS	ELL	516ridB	F?				39.10			39.10	394.00
FOS	ELL	520ridB	F				41.60	429.00	425.00	41.60	392.00
FOS	ELL	63A	F				42.10	396.00	393.50	42.10	373.50
FOS	ELL	63C	F				53.00	428.00	425.00	53.00	407.00
NAV	ROM?	8	M	45.20			44.11	401.00	397.00	44.66	379.00
NAV	ELL	1B	M				48.54	454.00	450.00	48.54	425.00
NAV	ELL	4	F		403.00	402.00	38.66			38.66	371.00
PELT	O-A	134	F	44.90						44.90	
PELT	ELL	111	M	48.55	462.00	459.00				48.55	436.00
PELT	ELL	112	M								
PELT	ELL	114	M	50.70						50.70	
PELT	ELL	133	M	51.00			50.90	472.00	468.00	50.95	442.00
PELT	ELL	113	F	42.70	424.00	421.00				42.70	398.00
PELT	ELL	130	F	43.60						43.60	
PELT	ELL	132	F				44.15			44.15	
POG	O-A	12	M	48			47		421	47.5	398
POG	O-A?	13	M?				42.7	398	395	42.7	370
POG	O-A	15	M	43.8	404	401				43.8	376
POG	O-A	25	M	44	445	441.5				44	419.5
POG	O-A	29	M	45.7			48			46.85	
POG	O-A?	11	F	42.1						42.1	
POG	O-A?	41	F	43.7			44.5	432	428	44.1	406
POG	IND	56	M	48.4	486	483				48.4	453
POG	IND	85	M	49.2	422	418				49.2	396
POG	IND	87	M	46.1			45.75	438	433	45.925	412
POG	IND	90	M				52.2	451	448.5	52.2	427.5
POG	IND	99	M	50	466	465				50	438
POG	IND	107	M				49.5	476	473	49.5	446
POG	IND	121	M	47.2	441	436				47.2	414
POG	IND	126	M	46	448	446				46	428
POG	IND	131	M	50.55	452	449				50.55	420
POG	IND	133	M		444	440	50.33			50.33	422
POG	IND	139	M				46.3	445	441	46.3	418
POG	IND	141	M				47.2	447	443	47.2	418
POG	IND	153	M	51						51	
POG	IND	182	M				52.7	470	468	52.7	440
POG	IND	186	M?								
POG	IND	204	M	51.5						51.5	
POG	IND	207	M	46.8	441	438.5				46.8	413.5
POG	IND	208	M				53	486	485	53	463
POG	IND	209	M	51.5	480	478	50.5			51	454
POG	IND	213	M				48	454	451	48	424
POG	IND	51-55	M				51.5	420	416	51.5	390
POG	IND	54	IND								
POG	IND	61	IND	45.25						45.25	
POG	IND	91	IND								
POG	IND	102	IND								
POG	IND	122	IND				47.1			47.1	
POG	IND	152	IND	47.5						47.5	
POG	IND	36	F	39.4		364				39.4	344

NECROPOLIS	PERIOD	Burial	SEX	FEM SI R	FEM 1R	FEM 2R	FEM SI L	FEM 1L	FEM 2L	FEM_SI	FEMECH
POG	IND	89	F	44.4	420	417				44.4	396
POG	IND	94	F	44.13					420	44.13	401
POG	IND	95	F		412	409	39.9			39.9	398
POG	IND	97	F	44	418	415				44	392
POG	IND	101	F								
POG	IND	110	F	45	441	437				45	416
POG	IND	117	F				41.4			41.4	
POG	IND	123	F				43.5			43.5	376.5
POG	IND	125	F				40.3			40.3	
POG	IND	159	F	39.4	402	400				39.4	373
POG	IND	184	F	48.9			48.9			48.9	
POG	IND	219	F	42.85	403	400				42.85	380
POG	IND	221	F	43.5	389	384				43.5	364
POG	IND	115-145	F				41.4			41.4	
POG	ELL	44	M	51.2		440	50.75			50.975	414
POG	ELL	37	F				43.6	417	413	43.6	386

Appendix 30 – Osteometric measurements of the tibia for the Iron Age burials analyzed in this study.

Abbreviations as in the title page of Appendices 1, 11-14, and 28-29.

NECROPOLIS	PERIOD	Burial	SEX	TIB1R	TIBMECHR	TIB1L	TIBMECHL	TIBMECH
ALF	V SEC	1	M	363.50				350.50
ALF	V SEC	3	M					350.00
ALF	V SEC	4	M					364.00
ALF	V SEC	5	M	380.00				367.00
ALF	V SEC	6	M					350.00
ALF	V SEC	9	M	394.00				378.00
ALF	V SEC?	12	M					
ALF	V SEC?	18	M					
ALF	V SEC	19	M	358.00				344.00
ALF	V SEC	21	M	365.00				354.00
ALF	V SEC?	35	M	334.00				327.00
ALF	V SEC	36	M					
ALF	V SEC	40	M	370.00				355.00
ALF	V SEC	42	M	368.00				350.00
ALF	V SEC?	53	M					
ALF	V SEC	68	M	378.00				366.00
ALF	V SEC	73	M					371.00
ALF	V SEC?	77	M					
ALF	V SEC	82	M	389.00				379.00
ALF	V SEC?	84	M	366.00				354.00
ALF	V SEC	86	M					
ALF	V SEC	88	M	328.00				316.00
ALF	V SEC	89	M	358.50				347.50
ALF	V SEC?	90	M	360.50				348.50
ALF	V SEC?	98	M	352.50				343.00
ALF	V SEC	109	M	367.00				352.50
ALF	V SEC	112	M					
ALF	V SEC	114	M	354.00				341.00
ALF	V SEC	115	M	356.00				344.00
ALF	V SEC	116	M	365.50				351.00
ALF	V SEC	117	M	352.50				340.50
ALF	V SEC	119	M	364.00				350.00
ALF	V SEC?	121	M	365.00				354.00
ALF	V SEC	126	M					361.00
ALF	V SEC	130	M	379.00				365.00
ALF	V SEC	132	M	323.00				308.00
ALF	V SEC	7	F					
ALF	V SEC	8	F	339.00				327.00
ALF	V SEC	10	F	347.00				331.00
ALF	V SEC	37	F	322.00				310.00
ALF	V SEC	49	F					
ALF	V SEC	65	F	336.50				325.00
ALF	V SEC	69	F	332.00				324.00
ALF	V SEC	70	F					
ALF	V SEC	72	F					
ALF	V SEC	76	F					326.00
ALF	V SEC	79	F	326.00				312.00
ALF	V SEC	85	F					
ALF	V SEC	110	F	340.00				327.00
ALF	V SEC	111	F					
ALF	V SEC	113	F	338.00				327.00
ALF	V SEC	118	F					333.00
ALF	V SEC	120	F					
ALF	V SEC	124	F	320.50				308.00
ALF	V SEC	127	F	374.00				359.00
ALF	V SEC?	128	F	326.00				314.00
ALF	O-A	39	M					
ALF	O-A	41	M	367.00				354.00
ALF	O-A	66	M	342.00				335.00
ALF	O-A	67	M	332.00				320.00
ALF	O-A	78	M					341.00
ALF	O-A	83	M	362.00				352.00
ALF	O-A	91	M	367.00				355.00
ALF	O-A	97	M	379.00				367.00
ALF	O-A	102	M	358.00				350.00
ALF	O-A	105	M					337.00
ALF	O-A	93	F	332.00				320.00
ALF	O-A	122	F					
BAR	O-A	5	M			348.00	335.00	335.00
BAR	O-A	13	M			353.00	339.00	339.00

NECROPOLIS	PERIOD	Burial	SEX	TIB1R	TIBMECHR	TIB1L	TIBMECHL	TIBMECH
BAR	O-A	14	M			376.00	360.00	360.00
BAR	O-A	16	M			330.00	315.00	315.00
BAR	O-A	21	M				340.00	340.00
BAR	O-A	23	M					
BAR	O-A	29	M	385.00	365.00			365.00
BAR	O-A	30	M					
BAR	O-A	31	M	373.00	356.00			356.00
BAR	O-A	32	M			372.00	361.00	361.00
BAR	O-A	38	M	349.00	333.00			333.00
BAR	O-A	39	M		350.00			350.00
BAR	O-A	40	M	376.00	364.00			364.00
BAR	O-A	42	M			325.00	311.00	311.00
BAR	O-A	47	M			359.00	343.00	343.00
BAR	O-A	49	M					
BAR	O-A	52	M			380.00	368.00	368.00
BAR	O-A	54	M					
BAR	O-A	64	M	334.00	323.00			323.00
BAR	O-A	68	M?	355.00	340.00			340.00
BAR	O-A	70	M	356.00	341.00			341.00
BAR	O-A	74	M				358.00	358.00
BAR	O-A	81	M	365.00	352.00			352.00
BAR	O-A	87	M					
BAR	O-A	90	M	348.00	333.00			333.00
BAR	O-A	97	M?	354.00	346.00			346.00
BAR	O-A	113	M			356.00	340.00	340.00
BAR	O-A	114	M		390.00			390.00
BAR	O-A	115	M	351.00	341.00			341.00
BAR	O-A	121	M	341.00	334.00			334.00
BAR	O-A	128	M			355.00	341.00	341.00
BAR	O-A	84(bis)	M					
BAR	O-A	20	F				306.00	306.00
BAR	O-A	22	F					
BAR	O-A	25	F	315.00	304.00			304.00
BAR	O-A	33	F		330.00			330.00
BAR	O-A	34	F		306.00			306.00
BAR	O-A	36	F	361.00	350.00			350.00
BAR	O-A	43	F	319.00	306.00			306.00
BAR	O-A	55	F					
BAR	O-A	59	F					
BAR	O-A	61	F			303.00	290.00	290.00
BAR	O-A	62	F			347.00	333.00	333.00
BAR	O-A	65	F					
BAR	O-A	67	F			332.00	322.00	322.00
BAR	O-A	69	F					
BAR	O-A	94	F					
BAR	O-A	96	F		300.00			300.00
BAR	O-A	98	F	300.00	284.00			284.00
BAR	O-A	100	F?					
BAR	O-A	110	F?	328.00	314.00			314.00
BAR	O-A	112	F			353.00	335.00	335.00
BAR	O-A	119	F					
BAR	O-A	125	F			338.00	325.00	325.00
BAR	O-A	132	F			354.00	341.00	341.00
BAZ	V SEC	387	M					
BAZ	V SEC	404	M					
BAZ	V SEC	471	M					
BAZ	V SEC	491	M			410.00	395.00	395.00
BAZ	V SEC	506	M				364.00	364.00
BAZ	V SEC	533	M			337.50	321.50	321.50
BAZ	V SEC?	649	M					
BAZ	V SEC?	776	M					
BAZ	V SEC?	794	M					
BAZ	V SEC?	808	M			403.00	386.00	386.00
BAZ	V SEC?	824	M				386.00	386.00
BAZ	V SEC?	839	M?					
BAZ	V SEC?	850	M					
BAZ	V SEC	863	M			424.00	410.00	410.00
BAZ	V SEC	907	M					
BAZ	V SEC?	928	M					
BAZ	V SEC	939	M					

NECROPOLIS	PERIOD	Burial	SEX	TIB1R	TIBMECHR	TIB1L	TIBMECHL	TIBMECH
BAZ	V SEC	952	M	362.00	345.00			345.00
BAZ	V SEC	956	M					
BAZ	V SEC	978	M					
BAZ	V SEC	983	M					
BAZ	V SEC	990	M					
BAZ	V SEC	995	M					
BAZ	V SEC	1023	M			358.00	342.00	342.00
BAZ	V SEC?	1028	M?			349.00	338.00	338.00
BAZ	V SEC	1036	M	336.00	320.00			320.00
BAZ	V SEC	1040	M		324.00			324.00
BAZ	V SEC	1042	M	378.00	358.00			358.00
BAZ	V SEC	1123	M	337.00	322.00			322.00
BAZ	V SEC	1134	M					
BAZ	V SEC	1137	M					
BAZ	V SEC	1150	M			375.00	358.00	358.00
BAZ	V SEC?	1156	M	393.00	375.00			375.00
BAZ	V SEC	1174	M	372.00	356.00			356.00
BAZ	V SEC	1176	M	354.00	337.00			337.00
BAZ	V SEC	1180	M					
BAZ	V SEC	1214	M					
BAZ	V SEC	1218	M		330.00			330.00
BAZ	V SEC	1226	M					
BAZ	V SEC	1236	M					
BAZ	V SEC?_DIST	1245	M			363.00	346.00	346.00
BAZ	V SEC?	1332	M	392.00	366.00			366.00
BAZ	V SEC?	1333	M		345.00			345.00
BAZ	V SEC?	1334	M	347.00	332.00			332.00
BAZ	V SEC?	1337	M					
BAZ	V SEC?	1347	M					
BAZ	V SEC?	1360	M	345.00	328.00			328.00
BAZ	V SEC?	1379	M	363.00	358.00			358.00
BAZ	V SEC?	1418	M		390.00			390.00
BAZ	V SEC?	1471	M			353.00	335.00	335.00
BAZ	V SEC?	1484	M	341.00	325.00			325.00
BAZ	V SEC?	1496	M		350.00			350.00
BAZ	V SEC?	1586	M		365.00			365.00
BAZ	V SEC?	1306A	M					
BAZ	V SEC?	1306B	M					
BAZ	V SEC	384A	M					
BAZ	V SEC	884	IND					
BAZ	V SEC	1201	IND					
BAZ	V SEC?	768	F					
BAZ	V SEC	810	F		306.00			306.00
BAZ	V SEC	817	F					
BAZ	V SEC?	837	F					
BAZ	V SEC	855	F			334.00	325.00	325.00
BAZ	V SEC?	887	F					
BAZ	V SEC	892	F					
BAZ	V SEC?	922	F			299.50	287.50	287.50
BAZ	V SEC	969	F?					
BAZ	V SEC	997	F?					
BAZ	V SEC	1191	F					
BAZ	V SEC	1228	F					
BAZ	V SEC?	1469	F			322.00	303.00	303.00
BAZ	V SEC?	1530	F					
BAZ	V SEC?	1590	F?					
BAZ	IMP	742	M					
BAZ	IMP	734	F					
BAZ	O-A	406	M					
BAZ	O-A	407	M					
BAZ	O-A	408	M					
BAZ	O-A	411	M					
BAZ	O-A	417	M				332.00	332.00
BAZ	O-A	423	M					
BAZ	O-A	426	M					
BAZ	O-A	428	M					
BAZ	O-A	440	M					
BAZ	O-A	441	M					
BAZ	O-A	444	M			368.00	348.00	348.00
BAZ	O-A	536	M					

NECROPOLIS	PERIOD	Burial	SEX	TIB1R	TIBMECHR	TIB1L	TIBMECHL	TIBMECH
BAZ	O-A	541	M	353.00	336.00			336.00
BAZ	O-A	560	M					
BAZ	O-A	565	M	364.00	348.00			348.00
BAZ	O-A	579	M					
BAZ	O-A	589	M?					
BAZ	O-A	632	M					
BAZ	O-A	633	M					
BAZ	O-A	636	M					
BAZ	O-A	659	M			339.00	328.00	328.00
BAZ	O-A	661	M					
BAZ	O-A	670	M					
BAZ	O-A	673	M		370.00			370.00
BAZ	O-A	682	M					
BAZ	O-A	691	M					
BAZ	O-A	692	M					
BAZ	O-A	698	M					
BAZ	O-A	699	M					
BAZ	O-A	735	M					
BAZ	O-A	736	M	374.00	354.00			354.00
BAZ	O-A	740	M					
BAZ	O-A	747	M					
BAZ	O-A	772	M					
BAZ	O-A	793	M					
BAZ	O-A	840	M					
BAZ	O-A	842	M	344.00	327.00			327.00
BAZ	O-A	866	M					
BAZ	O-A	868	M					
BAZ	O-A	870	M					
BAZ	O-A	890	M					
BAZ	O-A	897	M?					
BAZ	O-A	899	M					
BAZ	O-A	912	M					
BAZ	O-A	924	M					
BAZ	O-A	945	M		410.00			410.00
BAZ	O-A	976	M	338.50	323.50			323.50
BAZ	O-A	1014	M					
BAZ	O-A	1016	M					
BAZ	O-A	1031	M					
BAZ	O-A	1038	M	353.00	340.00			340.00
BAZ	O-A	1112	M				362.00	362.00
BAZ	O-A	1119	M					
BAZ	O-A	1145	M					
BAZ	O-A	1204	M					
BAZ	O-A	1205	M					
BAZ	O-A	1206	M			387.00	368.00	368.00
BAZ	O-A	1223	M?					
BAZ	O-A	1242	M	376.00	356.00			356.00
BAZ	O-A	1251	M		343.00			343.00
BAZ	O-A	1273	M?					
BAZ	O-A?	1325	M		322.00			322.00
BAZ	O-A	1339	M					
BAZ	O-A	1359	M	355.00	340.00			340.00
BAZ	O-A	1376	M			359.00	342.00	342.00
BAZ	O-A?	1382	M	384.00	368.00			368.00
BAZ	O-A	1423	M					
BAZ	O-A	1426	M				378.00	378.00
BAZ	O-A	1512	M					
BAZ	O-A	1515	M	402.00	383.00			383.00
BAZ	O-A	1520	M					
BAZ	O-A	1521	M					
BAZ	O-A	1522	M					
BAZ	O-A	1529	M					
BAZ	O-A	1531	M					
BAZ	O-A	1534	M					
BAZ	O-A	1544	M					
BAZ	O-A	1547	M					
BAZ	O-A	1549	M					
BAZ	O-A	1557	M				370.00	370.00
BAZ	O-A	1558	M					
BAZ	O-A	1572	M		355.00			355.00

NECROPOLIS	PERIOD	Burial	SEX	TIB1R	TIBMECHR	TIB1L	TIBMECHL	TIBMECH
BAZ	O-A	1574	M				355.00	355.00
BAZ	O-A	1584	M					
BAZ	O-A	1585	M	334.00	316.00			316.00
BAZ	O-A	1597	M					
BAZ	<i>O-A_DIST</i>	625BIS	M					
BAZ	<i>O-A_DIST</i>	626A	M?					
BAZ	O-A	630B	M		342.50			342.50
BAZ	O-A	672B	M?					
BAZ	O-A	386	F					
BAZ	O-A	398	F					
BAZ	O-A	455	F					
BAZ	O-A	475	F					
BAZ	O-A	502	F		328.00			328.00
BAZ	O-A	534	F	360.00	345.00			345.00
BAZ	O-A	554	F					
BAZ	O-A	575	F?					
BAZ	O-A	580	F			331.50	313.50	313.50
BAZ	O-A	600	F					
BAZ	O-A	664	F					
BAZ	O-A	666	F					
BAZ	O-A	689	F		320.00			320.00
BAZ	O-A	846	F	340.00	324.00			324.00
BAZ	O-A	873	F				305.00	305.00
BAZ	O-A	877	F					
BAZ	O-A	913	F	333.00	322.00			322.00
BAZ	O-A	985	F					
BAZ	O-A	1006	F					
BAZ	O-A	1114	F					
BAZ	O-A	1182	F					
BAZ	O-A	1233	F					
BAZ	O-A	1276	F					
BAZ	O-A	1346	F					
BAZ	O-A	1358	F					
BAZ	O-A	1387	F					
BAZ	O-A	1518	F?					
BAZ	O-A	1537	F					
BAZ	O-A	1543	F					
BAZ	O-A	1562	F					
BAZ	O-A	1589	F?					
BAZ	O-A	1602	F?					
BAZ	O-A	671B	F					
BAZ	ELL	388	M					
BAZ	ELL	467	M					
BAZ	ELL	473	M					
BAZ	ELL	495	M					
BAZ	ELL	497	M					
BAZ	ELL	501	M					
BAZ	ELL	515	M			342.00	326.00	326.00
BAZ	ELL	520	M					
BAZ	ELL	543	M					
BAZ	ELL	555	M				352.00	352.00
BAZ	ELL	561	M				340.00	340.00
BAZ	ELL	566	M					
BAZ	ELL	574	M					
BAZ	ELL	578	M					
BAZ	<i>ELL_DIST</i>	614	M					
BAZ	ELL	625	M	316.00	302.00			302.00
BAZ	ELL	651	M					
BAZ	ELL	658	M					
BAZ	ELL	669	M					
BAZ	<i>ELL_DIST</i>	679	M					
BAZ	ELL	684	M				340.00	340.00
BAZ	ELL	686	M	350.00	340.00			340.00
BAZ	ELL	688	M					
BAZ	ELL	782	M				333.00	333.00
BAZ	ELL	788	M					
BAZ	ELL	803	M					
BAZ	ELL	804	M				313.00	313.00
BAZ	ELL	816	M					
BAZ	ELL	858	M?					

NECROPOLIS	PERIOD	Burial	SEX	TIB1R	TIBMECHR	TIB1L	TIBMECHL	TIBMECH
BAZ	ELL	900	M					
BAZ	ELL	901	M					
BAZ	ELL?	909	M			371.00	353.00	353.00
BAZ	ELL	954	M			328.00	314.00	314.00
BAZ	ELL	960	M					
BAZ	ELL?	964	M					
BAZ	ELL	967	M			339.00	328.00	328.00
BAZ	ELL	968	M?					
BAZ	ELL	979	M					
BAZ	ELL	1012	M					
BAZ	ELL	1136	M				390.00	390.00
BAZ	ELL	1138	M	393.00	377.00			377.00
BAZ	ELL	1140	M					
BAZ	ELL	1152	M					
BAZ	ELL	1157	M					
BAZ	ELL	1169	M?					
BAZ	ELL?	1172	M					
BAZ	ELL	1192	M	328.00	314.00			314.00
BAZ	ELL	1210	M					
BAZ	ELL	1211	M					
BAZ	ELL	1243	M					
BAZ	ELL	1265	M			373.00	356.00	356.00
BAZ	ELL	1367	M					
BAZ	ELL	1378	M?					
BAZ	ELL	1385	M?					
BAZ	ELL	1388	M	391.00	372.00			372.00
BAZ	ELL?	1393	M			395.00	380.00	380.00
BAZ	ELL	1400	M					
BAZ	ELL	1407	M					
BAZ	ELL	1415	M					
BAZ	ELL	1419	M	359.00	343.00			343.00
BAZ	ELL	1422	M		337.00			337.00
BAZ	ELL	1433	M					
BAZ	ELL	1436	M					
BAZ	ELL	1437	M		358.00			358.00
BAZ	ELL	1440	M		335.00			335.00
BAZ	ELL	1441	M					
BAZ	ELL	1453	M	354.00	338.00			338.00
BAZ	ELL	1461	M					
BAZ	ELL	1463	M	330.00	318.00			318.00
BAZ	ELL	1466	M	329.00	314.00			314.00
BAZ	ELL	1470	M	337.00	320.00			320.00
BAZ	ELL	1473	M	364.00	348.00			348.00
BAZ	ELL	1477	M	331.00	318.00			318.00
BAZ	ELL	1478	M			351.00	338.00	338.00
BAZ	ELL	1482	M			369.00	354.00	354.00
BAZ	ELL	1495	M	380.00	364.00			364.00
BAZ	ELL	1500	M		376.00			376.00
BAZ	ELL	1506	M					
BAZ	ELL	1608	M		360.00			360.00
BAZ	ELL	1659	M					
BAZ	ELL	1660	M	402.00	382.00			382.00
BAZ	ELL	1140B	M					
BAZ	ELL	396a	M	366.50	348.50			348.50
BAZ	ELL	470A	M		303.00			303.00
BAZ	ELL	940	IND					
BAZ	ELL	1208	IND					
BAZ	ELL	484	F					
BAZ	ELL	496	F	359.00	342.00			342.00
BAZ	ELL	517	F?					
BAZ	ELL	551	F			325.00	310.00	310.00
BAZ	ELL	591	F				346.00	346.00
BAZ	ELL	597	F					
BAZ	ELL	617	F					
BAZ	ELL	628	F				345.00	345.00
BAZ	ELL	641	F					
BAZ	ELL	650	F					
BAZ	ELL	653	F					
BAZ	ELL	678	F					
BAZ	ELL	685	F	343.00	330.00			330.00

NECROPOLIS	PERIOD	Burial	SEX	TIB1R	TIBMECHR	TIB1L	TIBMECHL	TIBMECH
BAZ	ELL_DIST	687	F					
BAZ	ELL	770	F					
BAZ	ELL	777	F					
BAZ	ELL	784	F		276.00			276.00
BAZ	ELL	800	F					
BAZ	ELL	807	F	356.00	341.00			341.00
BAZ	ELL	820	F			345.00	335.00	335.00
BAZ	ELL	828	F?					
BAZ	ELL	914	F					
BAZ	ELL	915	F	357.00	342.00			342.00
BAZ	ELL	944	F?					
BAZ	ELL	962	F	323.00	315.00			315.00
BAZ	ELL	965	F					
BAZ	ELL	1009	F?					
BAZ	ELL	1033	F			308.00	289.00	289.00
BAZ	ELL	1121	F					
BAZ	ELL	1128	F					
BAZ	ELL	1166	F		320.00			320.00
BAZ	ELL	1167	F					
BAZ	ELL_DIST	1250	F	360.00	346.00			346.00
BAZ	ELL	1261	F			296.00	288.00	288.00
BAZ	ELL	1319	F					
BAZ	ELL	1341	F					
BAZ	ELL	1357	F					
BAZ	ELL	1410	F	365.50	352.50			352.50
BAZ	ELL	1427	F					
BAZ	ELL	1431	F	300.00	283.00			283.00
BAZ	ELL	1443	F					
BAZ	ELL	1444	F?					
BAZ	ELL	1456	F					
BAZ	ELL	1467	F			330.00	315.00	315.00
BAZ	ELL	1474	F					
BAZ	ELL	1475	F	364.00	347.00			347.00
BAZ	ELL	1479	F	351.00	338.00			338.00
BAZ	ELL	1483	F			314.00	300.00	300.00
BAZ	ELL	1488	F					
BAZ	ELL	1647	F		330.00			330.00
BAZ	ELL	1650	F	340.00	328.00			328.00
BAZ	ELL	1657	F					
BAZ	ELL	1662	F					
BAZ	ELL	396b	F	360.00	343.00			343.00
CAPE	O-A	257	M					
CAPE	O-A	141	F					
CAPE	O-A?	171	F	328.00	317.00			317.00
CAPE	IND	108	M					
CAPE	IND	199	M					
CAPE	IND	202	F					
CAPE	IND	227	F		340.00			340.00
CAPE	IND	248	F			317.00	305.00	305.00
CAPE	ELL	131	M					
CAPE	ELL	143	M	354.00	337.00			337.00
CAPE	ELL	151	M				335.00	335.00
CAPE	ELL	168	M				346.00	346.00
CAPE	ELL	175	M					
CAPE	ELL	180	M					
CAPE	ELL	216	M		355.00			355.00
CAPE	ELL	144	F					
CAPE	ELL	146	F	330.00	315.00			315.00
CAPE	ELL	172	F			369.00	352.00	352.00
CAPE	ELL	188	F			323.00	308.00	308.00
CAPE	ELL	190	F					
CB	ROM?	3	M?					
CB	O-A	10	M					
CB	O-A	33	M					
CB	O-A	34	M				350.00	350.00
CB	O-A	38	M				370.00	370.00
CB	O-A	42	M					
CB	O-A	44	M					
CB	O-A	47	M				370.00	370.00
CB	O-A	71	M					

NECROPOLIS	PERIOD	Burial	SEX	TIB1R	TIBMECHR	TIB1L	TIBMECHL	TIBMECH
CB	O-A	75	M					
CB	O-A?	77	M?					
CB	O-A	82	M					
CB	O-A	91	M					
CB	O-A	94	M					
CB	O-A	110	M					
CB	O-A	115	M					
CB	O-A	118	M?					
CB	O-A	126	M					
CB	O-A	132	M					
CB	O-A	140	M			362.00	344.00	344.00
CB	O-A	143	M					
CB	O-A?	172	M					
CB	O-A	173	M					
CB	O-A	2	F					
CB	O-A	27	F					
CB	O-A	35	F					
CB	O-A	39	F					
CB	O-A	59	F					
CB	O-A	88	F					
CB	O-A	98	F					
CB	O-A	103	F					
CB	O-A	105	F					
CB	O-A	171	F					
CB	O-A	181	F					
CB	O-A	193	F		316.00			316.00
CB	O-A?	57B	F?				310.00	310.00
CB	IND	57A	M					
CB	IND	54A	F?					
CB	ELL	32	M					
CB	ELL	62	M					
CB	ELL	76	M?					
CB	ELL?	84	M					
CB	ELL	123	M?					
CB	ELL	164	M		340.00			340.00
CB	ELL	54B	M		350.00			350.00
CB	ELL	11	F?					
CB	ELL	12	F					
CB	ELL	50	F?					
CB	ELL	67	F?					
CB	ELL	111	F					
CB	ELL	162	F					
CINTU	ROM	17ROM	M					
CINTU	ROM?	TR56_T10	M	356.00	345.00			345.00
CINTU	ROM?	TR56_T3	M				356.00	356.00
CINTU	ROM?	TR56_T1	F					
CINTU	ROM?	TR56_T8	F	370.00	358.00			358.00
CINTU	O-A	5	M					
CINTU	O-A	14	M			392.00	377.00	377.00
CINTU	O-A	17	M		370.00			370.00
CINTU	O-A	18	M					
CINTU	O-A	19	M					
CINTU	O-A	23	M					
CINTU	O-A	26	M	355.00	340.00			340.00
CINTU	O-A	27	M					
CINTU	O-A	34	M					
CINTU	O-A	53	M					
CINTU	O-A	56	M					
CINTU	O-A	74	M					
CINTU	O-A	76	M			371.00	359.00	359.00
CINTU	O-A	80	M	351.00	338.00			338.00
CINTU	O-A	97	M			403.00	387.00	387.00
CINTU	O-A	105	M					
CINTU	O-A	106	M	346.00	333.00			333.00
CINTU	O-A	108	M					
CINTU	O-A	115	M					
CINTU	O-A	119	M		370.00			370.00
CINTU	O-A	125	M					
CINTU	O-A	131	M				358.00	358.00
CINTU	O-A	135	M					

NECROPOLIS	PERIOD	Burial	SEX	TIB1R	TIBMECHR	TIB1L	TIBMECHL	TIBMECH
CINTU	O-A	136	M					
CINTU	O-A	137	M					
CINTU	O-A	142	M					
CINTU	O-A	143	M					
CINTU	O-A	156	M			336.00	321.00	321.00
CINTU	O-A	160	M				310.00	310.00
CINTU	O-A	180	M					
CINTU	O-A	184	M					
CINTU	O-A	191	M					
CINTU	O-A	193	M					
CINTU	O-A	195	M					
CINTU	O-A	199	M?			329.00	310.00	310.00
CINTU	O-A	203	M					
CINTU	O-A	205	M					
CINTU	O-A	210	M			325.00	308.00	308.00
CINTU	O-A	212	M	391.00	375.00			375.00
CINTU	O-A	217	M					
CINTU	O-A	224	M	360.00	348.00			348.00
CINTU	O-A	238	M					
CINTU	O-A	242	M					
CINTU	O-A?	254	M		330.00			330.00
CINTU	O-A	257	M					
CINTU	O-A?	279	M		360.00			360.00
CINTU	O-A?	284	M?					
CINTU	O-A?	290	M			377.00	362.00	362.00
CINTU	O-A	293	M			345.00	332.00	332.00
CINTU	O-A	298	M	377.00	362.00			362.00
CINTU	O-A	300	M				370.00	370.00
CINTU	O-A	319	M	351.00	338.00			338.00
CINTU	O-A	321	M					
CINTU	O-A	325	M		350.00			350.00
CINTU	O-A	ANAS_2	M					
CINTU	O-A	9	F					
CINTU	O-A	46	F	335.00	324.00			324.00
CINTU	O-A	100	F		322.00			322.00
CINTU	O-A	110	F		318.00			318.00
CINTU	O-A	128	F					
CINTU	O-A	130	F					
CINTU	O-A	133	F					
CINTU	O-A	148	F					
CINTU	O-A	157	F					
CINTU	O-A	167	F				300.00	300.00
CINTU	O-A	173	F					
CINTU	O-A	177	F					
CINTU	O-A	178	F					
CINTU	O-A	192	F					
CINTU	O-A	198	F?					
CINTU	O-A	201	F					
CINTU	O-A	207	F	320.00	310.00			310.00
CINTU	O-A	209	F	330.00	320.00			320.00
CINTU	O-A	211	F			294.00	280.00	280.00
CINTU	O-A	214	F			335.00	320.00	320.00
CINTU	O-A	215	F					
CINTU	O-A	255	F					
CINTU	O-A	296	F					
CINTU	O-A	297	F					
CINTU	O-A	301	F					
CINTU	O-A	302	F	362.00	345.00			345.00
CINTU	O-A	303	F					
CINTU	O-A	322	F					
CINTU	O-A	ANAS_1	F					
CINTU	IND	SS17_T10	M	379.00	362.00			362.00
CINTU	IND	UNC 1	M			358.00	344.00	344.00
CINTU	IND	UNC 2	M	394.00	376.00			376.00
CINTU	IND	249b	F					
CINTU	IND	SS17_T11	F	384.00	368.00			368.00
CINTU	IND	SS17_T12	F			319.00	308.00	308.00
CINTU	IND	SS17_T13	F			339.00	325.00	325.00
CINTU	IND	SS17_T13a	F					
CINTU	IND	SS17_T9	F	328.00	315.00			315.00

NECROPOLIS	PERIOD	Burial	SEX	TIB1R	TIBMECHR	TIB1L	TIBMECHL	TIBMECH
CINTU	ELL	36	M			343.00	329.00	329.00
CINTU	ELL	50	M					
CINTU	ELL	70	M					
CINTU	ELL	75	M			344.00	329.00	329.00
CINTU	ELL	78	M				348.00	348.00
CINTU	ELL	83	M			390.00	376.00	376.00
CINTU	ELL	89	M			344.00	330.00	330.00
CINTU	ELL	96	M			360.00	346.00	346.00
CINTU	ELL	98	M	352.00	337.00			337.00
CINTU	ELL	170	M					
CINTU	ELL	175	M					
CINTU	ELL	183	M					
CINTU	ELL	188	M				334.00	334.00
CINTU	ELL	231	M					
CINTU	ELL	241	M					
CINTU	ELL	248	M				364.00	364.00
CINTU	ELL	249	M					
CINTU	ELL	274	M	344.00	330.00			330.00
CINTU	ELL	277	M					
CINTU	ELL	292	M		352.00			352.00
CINTU	ELL	309	M					
CINTU	ELL	313	M	356.00	341.00			341.00
CINTU	ELL	60	F					
CINTU	ELL	67	F					
CINTU	ELL	68	F					
CINTU	ELL	79	F			308.00	296.00	296.00
CINTU	ELL	81	F					
CINTU	ELL	122	F			321.00	305.00	305.00
CINTU	ELL	138	F					
CINTU	ELL	141	F					
CINTU	ELL	204	F		324.00			324.00
CINTU	ELL	223	F					
CINTU	ELL	233	F			350.00	334.00	334.00
CINTU	ELL	265	F	357.00	344.00			344.00
CINTU	ELL	267	F					
CINTU	ELL	273	F		314.00			314.00
CINTU	ELL	276	F					
CINTU	ELL	306	F					
CINTU	ELL	312	F			315.00	306.00	306.00
CINTU	ELL	316	F					
CR	O-A	3	M					
CR	O-A	5	M					
CR	O-A	15	M				340.00	340.00
CR	O-A	21	M					
CR	O-A	23	M	363.00	353.00			353.00
CR	O-A	1	F			388.00	374.00	374.00
CR	O-A	2	F					
CR	O-A	9	F					
CR	O-A	11	F					
CR	O-A	13	F				300.00	300.00
CR	O-A	19	F				350.00	350.00
CR	O-A	24	F		300.00			300.00
FOS	V SEC	117	M	35.00	363.00			363.00
FOS	V SEC	134	M	366.00	349.00			349.00
FOS	V SEC	186	M					
FOS	V SEC	207	M	368.00	352.00			352.00
FOS	V SEC	246	M	324.00	310.00			310.00
FOS	V SEC	275	M					
FOS	V SEC	484	M					
FOS	V SEC	405A	M			361.00	348.00	348.00
FOS	O-A	157	M					
FOS	O-A	163	M					
FOS	O-A	184	M	340.00	320.00			320.00
FOS	O-A	197	M					
FOS	O-A	215	M			363.00	349.00	349.00
FOS	O-A	222	M					
FOS	O-A	255	M					
FOS	O-A	270	M			364.00	356.00	356.00
FOS	O-A	296	M					
FOS	O-A	319	M	381.00	366.00			366.00

NECROPOLIS	PERIOD	Burial	SEX	TIB1R	TIBMECHR	TIB1L	TIBMECHL	TIBMECH
FOS	O-A	320	M					
FOS	O-A	435	M	370.00	352.00			352.00
FOS	O-A	437	M	351.00	336.00			336.00
FOS	O-A	457	M					
FOS	O-A	464	M			361.00	342.00	342.00
FOS	O-A	534	M	359.00	344.00			344.00
FOS	O-A	561	M	395.00	376.00			376.00
FOS	O-A	562	M			387.00	368.00	368.00
FOS	O-A	567	M?			331.00	318.00	318.00
FOS	O-A	572	M	346.00	330.00			330.00
FOS	O-A	405B	M	404.00	386.00			386.00
FOS	O-A	520ridA	M			364.00	350.00	350.00
FOS	O-A	159	F			342.00	329.00	329.00
FOS	O-A	208	F	341.00	324.00			324.00
FOS	O-A	301	F?			355.00	345.00	345.00
FOS	O-A	344	F			323.00	311.00	311.00
FOS	O-A	524	F	357.00	343.00			343.00
FOS	O-A	556	F			358.00	342.00	342.00
FOS	IND	182	M					
FOS	IND	323	F?			331.00	318.00	318.00
FOS	ELL	76	M?				321.00	321.00
FOS	ELL	110	M		352.00			352.00
FOS	ELL	140	M					
FOS	ELL	201	M					
FOS	ELL	213	M					
FOS	ELL	235	M		356.00			356.00
FOS	ELL	328	M					
FOS	ELL	333	M	381.00	364.00			364.00
FOS	ELL	370	M		361.00			361.00
FOS	ELL	401	M	401.00	386.00			386.00
FOS	ELL	402	M					
FOS	ELL	407	M			370.50	352.50	352.50
FOS	ELL	418	M			373.00	360.00	360.00
FOS	ELL	432	M					
FOS	ELL	447	M	330.00	316.00			316.00
FOS	ELL	469	M	356.00	341.00			341.00
FOS	ELL	488	M			344.00	328.00	328.00
FOS	ELL	491	M					
FOS	ELL	503	M		374.00			374.00
FOS	ELL	504	M				358.50	358.50
FOS	ELL	505	M	380.00	360.00			360.00
FOS	ELL	516	M				359.50	359.50
FOS	ELL	518	M	373.00	354.00			354.00
FOS	ELL	520	M			350.00	335.00	335.00
FOS	ELL	542	M					
FOS	ELL	124C	M?					
FOS	ELL	124E	M		319.00			319.00
FOS	ELL	2A	M					
FOS	ELL	330C	M	335.00				
FOS	ELL	330D	M				330.00	330.00
FOS	ELL	330E	M			341.00	326.00	326.00
FOS	ELL	430A	M			383.50	370.50	370.50
FOS	ELL	430D	M	326.00	310.00			310.00
FOS	ELL	516ridA	M	361.00	344.00			344.00
FOS	ELL	63B	M					
FOS	ELL	85	F		333.00			333.00
FOS	ELL	122	F					
FOS	ELL	204	F					
FOS	ELL	220	F				311.50	311.50
FOS	ELL	223	F			346.00	333.00	333.00
FOS	ELL	225	F	327.00	313.00			313.00
FOS	ELL	252	F			349.00	335.00	335.00
FOS	ELL	265	F			327.00	314.00	314.00
FOS	ELL	279	F			348.00	334.00	334.00
FOS	ELL	288	F			345.00	335.00	335.00
FOS	ELL	351	F					
FOS	ELL	381	F		325.00			325.00
FOS	ELL	410	F	304.00	290.00			290.00
FOS	ELL	417	F		318.00			318.00
FOS	ELL	427	F					

NECROPOLIS	PERIOD	Burial	SEX	TIB1R	TIBMECHR	TIB1L	TIBMECHL	TIBMECH
FOS	ELL	431	F					
FOS	ELL	544	F			346.00	335.00	335.00
FOS	ELL	124A	F					
FOS	ELL	124B	F			338.00	323.00	323.00
FOS	ELL	124D	F					
FOS	ELL	330B	F			343.00	328.00	328.00
FOS	ELL	430B	F			338.00	324.00	324.00
FOS	ELL	430C	F	337.00	324.00			324.00
FOS	ELL	516ridB	F?					
FOS	ELL	520ridB	F		335.00			335.00
FOS	ELL	63A	F			339.00	326.00	326.00
FOS	ELL	63C	F					
NAV	ROM?	8	M		306.00			306.00
NAV	ELL	1B	M	379.00	363.00			363.00
NAV	ELL	4	F				312.00	312.00
PELT	O-A	134	F					
PELT	ELL	111	M	373.00	357.00			357.00
PELT	ELL	112	M					
PELT	ELL	114	M					
PELT	ELL	133	M			377.00	359.00	359.00
PELT	ELL	113	F				342.00	342.00
PELT	ELL	130	F					
PELT	ELL	132	F					
POG	O-A	12	M					
POG	O-A?	13	M?	329	317			317
POG	O-A	15	M					
POG	O-A	25	M			360	343	343
POG	O-A	29	M					
POG	O-A?	11	F					
POG	O-A?	41	F				335	335
POG	IND	56	M					
POG	IND	85	M				341	341
POG	IND	87	M			362	350	350
POG	IND	90	M				340	340
POG	IND	99	M					
POG	IND	107	M	385	368			368
POG	IND	121	M		350			350
POG	IND	126	M					
POG	IND	131	M					
POG	IND	133	M	381	364			364
POG	IND	139	M		348			348
POG	IND	141	M			365	348	348
POG	IND	153	M					
POG	IND	182	M		365			365
POG	IND	186	M?					
POG	IND	204	M			391	382	382
POG	IND	207	M				330	330
POG	IND	208	M				370	370
POG	IND	209	M					
POG	IND	213	M		348			348
POG	IND	51-55	M			343	327	327
POG	IND	54	IND					
POG	IND	61	IND					
POG	IND	91	IND					
POG	IND	102	IND					
POG	IND	122	IND					
POG	IND	152	IND					
POG	IND	36	F					
POG	IND	89	F			356	342	342
POG	IND	94	F					
POG	IND	95	F					
POG	IND	97	F		320			320
POG	IND	101	F					
POG	IND	110	F					
POG	IND	117	F					
POG	IND	123	F	336	323			323
POG	IND	125	F					
POG	IND	159	F				320	320
POG	IND	184	F					
POG	IND	219	F		320			320

NECROPOLIS	PERIOD	Burial	SEX	TIB1R	TIBMECHR	TIB1L	TIBMECHL	TIBMECH
POG	IND	221	F					
POG	IND	115-145	F					
POG	ELL	44	M					
POG	ELL	37	F		320			320

Appendix 31 – Observations on cranial injuries for the Iron Age burials analyzed in this study.

Abbreviations as in the title page of Appendix 1, in addition:

CRAN STAT: Physical status of the cranium, whether fragmented, absent, with trauma or not;

NF: Cranium not showing trauma;

INJ: Cranium showing trauma;

FRAG: Cranium too fragmented to determine presence or absence of trauma.

ABS: Cranium absent;

CRAN INJ Y/N: Presence (YES) or absence (NO) of trauma in crania that could be analyzed;

INJ STAT: whether the trauma is *perimortem* (PERI) or *antemortem* (HEALED); non-traumatic pathologies showing at the time of death were recorded as PATHO PERI;

INJ TYPE: type of trauma, whether caused by a blunt force or by a sharp force;

INJ LOC: cranial bone where the trauma is located;

INJ TREPHINATION: whether a medical treatment through trephination of the trauma is present.

CHAMBER GRAVE: whether the Hellenistic individual was buried in a chamber tomb.

NECROPOLIS	Burial	PERIOD	SEX	CRAN STAT	CRAN INJ Y/N	INJ STAT	INJ TYPE	INJ LOC	INJ TREPHINATION	CHAMBER GRAVE
BAR	5	O-A	M	NF	NO					
BAR	13	O-A	M	INJ	YES	HEALED	BLUNT FORCE	FRONTAL	YES	
BAR	14	O-A	M	NF	NO					
BAR	16	O-A	M	FRAG						
BAR	21	O-A	M	NF	NO					
BAR	23	O-A	M	INJ	YES	HEALED	BLUNT FORCE	FRONTAL	NO	
BAR	29	O-A	M	NF	NO					
BAR	30	O-A	M	FRAG						
BAR	31	O-A	M	ABS						
BAR	32	O-A	M	FRAG						
BAR	38	O-A	M	NF	NO					
BAR	39	O-A	M	FRAG						
BAR	40	O-A	M	NF	NO					
BAR	42	O-A	M	NF	NO					
BAR	47	O-A	M	NF	NO					
BAR	49	O-A	M	FRAG						
BAR	52	O-A	M	FRAG						
BAR	54	O-A	M	NF	NO					
BAR	64	O-A	M	NF	NO					
BAR	68	O-A	M?	FRAG						
BAR	70	O-A	M	NF	NO					
BAR	74	O-A	M	NF	NO					
BAR	81	O-A	M	NF	NO					
BAR	87	O-A	M	NF	NO					
BAR	90	O-A	M	NF	NO					
BAR	97	O-A	M?	ABS						
BAR	113	O-A	M	FRAG						
BAR	114	O-A	M	FRAG						
BAR	115	O-A	M	FRAG						
BAR	121	O-A	M	NF	NO					
BAR	128	O-A	M	NF	NO					
BAR	84(bis)	O-A	M							
BAR	20	O-A	F	NF	NO					
BAR	22	O-A	F	NF	NO					

NECROPOLIS	Burial	PERIOD	SEX	CRAN STAT	CRAN STAT Y/N	INJ STAT	INJ TYPE	INJ LOC	INJ TREPHINATION	CHAMBER GRAVE
BAR	25	O-A	F	FRAG						
BAR	33	O-A	F	FRAG						
BAR	34	O-A	F	FRAG						
BAR	36	O-A	F	NF	NO					
BAR	43	O-A	F	NF	NO					
BAR	55	O-A	F	FRAG						
BAR	59	O-A	F	FRAG						
BAR	61	O-A	F	NF	NO					
BAR	62	O-A	F	FRAG						
BAR	65	O-A	F	NF	NO					
BAR	67	O-A	F	FRAG						
BAR	69	O-A	F	NF	NO					
BAR	94	O-A	F	FRAG						
BAR	96	O-A	F	ABS						
BAR	98	O-A	F	NF	NO					
BAR	100	O-A	F?	FRAG						
BAR	110	O-A	F?	FRAG						
BAR	112	O-A	F	FRAG						
BAR	119	O-A	F	NF	NO					
BAR	125	O-A	F	NF	NO					
BAR	132	O-A	F	NF	NO					
BAZ	387	V SEC	M	FRAG						
BAZ	404	V SEC	M	NF	NO					
BAZ	471	V SEC	M	NF	NO					
BAZ	491	V SEC	M	FRAG						
BAZ	506	V SEC	M	INJ	YES	PERI	BLUNT FORCE	PARIETAL	NO	
BAZ	533	V SEC	M	FRAG						
BAZ	649	V SEC?	M	FRAG						
BAZ	776	V SEC?	M	INJ	YES	HEALED	BLUNT FORCE	PARIETAL	YES	
BAZ	794	V SEC?	M	FRAG						
BAZ	808	V SEC?	M	ABS						
BAZ	824	V SEC?	M	NF	NO					
BAZ	839	V SEC?	M?	FRAG						
BAZ	850	V SEC?	M	FRAG						

NECROPOLIS	Burial	PERIOD	SEX	CRAN STAT	CRAN STAT Y/N	INJ STAT	INJ TYPE	INJ LOC	INJ TREPHINATION	CHAMBER GRAVE
BAZ	863	V SEC	M	FRAG						
BAZ	907	V SEC	M	NF	NO					
BAZ	928	V SEC?	M	ABS						
BAZ	939	V SEC	M	NF	NO					
BAZ	952	V SEC	M	ABS						
BAZ	956	V SEC	M	FRAG						
BAZ	978	V SEC	M	FRAG						
BAZ	983	V SEC	M	FRAG						
BAZ	990	V SEC	M	NF	NO					
BAZ	995	V SEC	M	FRAG						
BAZ	1023	V SEC	M	NF	NO					
BAZ	1028	V SEC?	M?	NF	NO					
BAZ	1036	V SEC	M	FRAG						
BAZ	1040	V SEC	M	NF	NO					
BAZ	1042	V SEC	M	FRAG						
BAZ	1123	V SEC	M	NF	NO					
BAZ	1134	V SEC	M	ABS						
BAZ	1137	V SEC	M	INJ	YES	PERI	BLUNT FORCE	PARIETAL	NO	
BAZ	1150	V SEC	M	PATHO	NO	PATHO PERI		PARIETAL	NO	
BAZ	1156	V SEC?	M	FRAG						
BAZ	1174	V SEC	M	FRAG						
BAZ	1176	V SEC	M	FRAG						
BAZ	1180	V SEC	M	NF	NO					
BAZ	1214	V SEC	M	NF	NO					
BAZ	1218	V SEC	M	NF	NO					
BAZ	1226	V SEC	M	NF	NO					
BAZ	1236	V SEC	M	FRAG						
BAZ	1245	V SEC? DIST	M	NF	NO					
BAZ	1332	V SEC?	M	NF	NO					
BAZ	1333	V SEC?	M	FRAG						
BAZ	1334	V SEC?	M	NF	NO					
BAZ	1337	V SEC?	M	NF	NO					
BAZ	1347	V SEC?	M	FRAG						
BAZ	1360	V SEC?	M	ABS						

NECROPOLIS	Burial	PERIOD	SEX	CRAN STAT	CRAN STAT Y/N	INJ STAT	INJ TYPE	INJ LOC	INJ TREPHINATION	CHAMBER GRAVE
BAZ	1379	V SEC?	M	FRAG						
BAZ	1418	V SEC?	M	NF	NO					
BAZ	1471	V SEC?	M	NF	NO					
BAZ	1484	V SEC?	M	NF	NO					
BAZ	1496	V SEC?	M	FRAG						
BAZ	1586	V SEC?	M	FRAG						
BAZ	1306A	V SEC?	M	ABS						
BAZ	1306B	V SEC?	M	FRAG						
BAZ	384A	V SEC	M	NF	NO					
BAZ	884	V SEC	IND	FRAG						
BAZ	1201	V SEC	IND	ABS						
BAZ	768	V SEC?	F	NF	NO					
BAZ	810	V SEC	F	FRAG						
BAZ	817	V SEC	F	NF	NO					
BAZ	837	V SEC?	F	NF	NO					
BAZ	855	V SEC	F	FRAG						
BAZ	887	V SEC?	F	FRAG						
BAZ	892	V SEC	F	FRAG						
BAZ	922	V SEC?	F	ABS						
BAZ	969	V SEC	F?	NF	NO					
BAZ	997	V SEC	F?	FRAG						
BAZ	1191	V SEC	F	NF	NO					
BAZ	1228	V SEC	F	NF	NO					
BAZ	1469	V SEC?	F	NF	NO					
BAZ	1530	V SEC?	F	FRAG						
BAZ	1590	V SEC?	F?	FRAG						
BAZ	742	ROM	M	FRAG						
BAZ	734	ROM	F	FRAG						
BAZ	406	O-A	M	FRAG						
BAZ	407	O-A	M	NF	NO					
BAZ	408	O-A	M	FRAG						
BAZ	411	O-A	M	FRAG						
BAZ	417	O-A	M	NF	NO					
BAZ	423	O-A	M	FRAG						

NECROPOLIS	Burial	PERIOD	SEX	CRAN STAT	CRAN STAT Y/N	INJ STAT	INJ TYPE	INJ LOC	INJ TREPHINATION	CHAMBER GRAVE
BAZ	426	O-A	M	PATHO	NO	PATHO PERI		FRONTAL	NO	
BAZ	428	O-A	M	FRAG						
BAZ	440	O-A	M	FRAG						
BAZ	441	O-A	M	NF	NO					
BAZ	444	O-A	M	FRAG						
BAZ	536	O-A	M	ABS						
BAZ	541	O-A	M	ABS						
BAZ	560	O-A	M	NF	NO					
BAZ	565	O-A	M	NF	NO					
BAZ	579	O-A	M	NF	NO					
BAZ	589	O-A	M?	NF	NO					
BAZ	632	O-A	M	ABS						
BAZ	633	O-A	M	ABS						
BAZ	636	O-A	M	ABS						
BAZ	659	O-A	M	NF	NO					
BAZ	661	O-A	M	NF	NO					
BAZ	670	O-A	M	ABS						
BAZ	673	O-A	M	NF	NO					
BAZ	682	O-A	M	ABS						
BAZ	691	O-A	M	FRAG						
BAZ	692	O-A	M	FRAG						
BAZ	698	O-A	M	FRAG						
BAZ	699	O-A	M	NF	NO					
BAZ	735	O-A	M	NF	NO					
BAZ	736	O-A	M	FRAG						
BAZ	740	O-A	M	ABS						
BAZ	747	O-A	M	ABS						
BAZ	772	O-A	M	FRAG						
BAZ	793	O-A	M	FRAG						
BAZ	840	O-A	M	ABS						
BAZ	842	O-A	M	FRAG						
BAZ	866	O-A	M	FRAG						
BAZ	868	O-A	M	ABS						
BAZ	870	O-A	M	FRAG						

NECROPOLIS	Burial	PERIOD	SEX	CRAN STAT	CRAN STAT Y/N	INJ STAT	INJ TYPE	INJ LOC	INJ TREPHINATION	CHAMBER GRAVE
BAZ	890	O-A	M	ABS						
BAZ	897	O-A	M?	FRAG						
BAZ	899	O-A	M	FRAG						
BAZ	912	O-A	M	ABS						
BAZ	924	O-A	M	NF	NO					
BAZ	945	O-A	M	FRAG						
BAZ	976	O-A	M	NF	NO					
BAZ	1014	O-A	M	ABS						
BAZ	1016	O-A	M	ABS						
BAZ	1031	O-A	M	FRAG						
BAZ	1038	O-A	M	NF	NO					
BAZ	1112	O-A	M	ABS						
BAZ	1119	O-A	M	NF	NO					
BAZ	1145	O-A	M	FRAG						
BAZ	1204	O-A	M	NF	NO					
BAZ	1205	O-A	M	FRAG						
BAZ	1206	O-A	M	INJ	YES	HEALED	BLUNT FORCE	FRONTAL	NO	
BAZ	1223	O-A	M?	NF	NO					
BAZ	1242	O-A	M	NF	NO					
BAZ	1251	O-A	M	FRAG						
BAZ	1273	O-A	M?	FRAG						
BAZ	1325	O-A?	M	FRAG						
BAZ	1339	O-A	M	FRAG						
BAZ	1359	O-A	M	ABS						
BAZ	1376	O-A	M	NF	NO					
BAZ	1382	O-A?	M	NF	NO					
BAZ	1423	O-A	M	ABS						
BAZ	1426	O-A	M	FRAG						
BAZ	1512	O-A	M	FRAG						
BAZ	1515	O-A	M	FRAG						
BAZ	1520	O-A	M	FRAG						
BAZ	1521	O-A	M	ABS						
BAZ	1522	O-A	M	ABS						
BAZ	1529	O-A	M	FRAG						

NECROPOLIS	Burial	PERIOD	SEX	CRAN STAT	CRAN STAT Y/N	INJ STAT	INJ TYPE	INJ LOC	INJ TREPHINATION	CHAMBER GRAVE
BAZ	1531	O-A	M	FRAG						
BAZ	1534	O-A	M	FRAG						
BAZ	1544	O-A	M	FRAG						
BAZ	1547	O-A	M	NF	NO					
BAZ	1549	O-A	M	FRAG						
BAZ	1557	O-A	M	ABS						
BAZ	1558	O-A	M	FRAG						
BAZ	1572	O-A	M	FRAG						
BAZ	1574	O-A	M	FRAG						
BAZ	1584	O-A	M	FRAG						
BAZ	1585	O-A	M	FRAG						
BAZ	1597	O-A	M	FRAG						
BAZ	625BIS	O-A_DIST	M	FRAG						
BAZ	626A	O-A_DIST	M?	INJ	YES	HEALED	BLUNT FORCE	FRONTAL	NO	
BAZ	630B	O-A	M	NF	NO					
BAZ	672B	O-A	M?	NF	NO					
BAZ	386	O-A	F	ABS						
BAZ	398	O-A	F	FRAG						
BAZ	455	O-A	F	FRAG						
BAZ	475	O-A	F	FRAG						
BAZ	502	O-A	F	ABS						
BAZ	534	O-A	F	FRAG						
BAZ	554	O-A	F	FRAG						
BAZ	575	O-A	F?	NF	NO					
BAZ	580	O-A	F	FRAG						
BAZ	600	O-A	F	ABS						
BAZ	664	O-A	F	ABS						
BAZ	666	O-A	F	NF	NO					
BAZ	689	O-A	F	ABS						
BAZ	846	O-A	F	FRAG						
BAZ	873	O-A	F	ABS						
BAZ	877	O-A	F	FRAG						
BAZ	913	O-A	F	FRAG						
BAZ	985	O-A	F	FRAG						

NECROPOLIS	Burial	PERIOD	SEX	CRAN STAT	CRAN STAT Y/N	INJ STAT	INJ TYPE	INJ LOC	INJ TREPHINATION	CHAMBER GRAVE
BAZ	1006	O-A	F	FRAG						
BAZ	1114	O-A	F	NF	NO					
BAZ	1182	O-A	F	FRAG						
BAZ	1233	O-A	F	FRAG						
BAZ	1276	O-A	F	ABS						
BAZ	1346	O-A	F	NF	NO					
BAZ	1358	O-A	F	ABS						
BAZ	1387	O-A	F	FRAG						
BAZ	1518	O-A	F?	NF	NO					
BAZ	1537	O-A	F	ABS						
BAZ	1543	O-A	F	NF	NO					
BAZ	1562	O-A	F	FRAG						
BAZ	1589	O-A	F?	FRAG						
BAZ	1602	O-A	F?	FRAG						
BAZ	671B	O-A	F	FRAG						
BAZ	388	ELL	M	NF	NO					NO
BAZ	467	ELL	M	FRAG						NO
BAZ	473	ELL	M	ABS						NO
BAZ	495	ELL?	M	ABS						NO
BAZ	497	ELL	M	ABS						NO
BAZ	501	ELL	M	FRAG						NO
BAZ	515	ELL	M	NF	NO					NO
BAZ	520	ELL	M	FRAG						NO
BAZ	543	ELL	M	FRAG						NO
BAZ	555	ELL	M	NF	NO					NO
BAZ	561	ELL	M	NF	NO					NO
BAZ	566	ELL	M	INJ	YES	HEALED	BLUNT FORCE	PARIETAL	NO	NO
BAZ	574	ELL	M	ABS						NO
BAZ	578	ELL	M	NF	NO					NO
BAZ	614	ELL_DIST	M	ABS						
BAZ	625	ELL	M	NF	NO					NO
BAZ	651	ELL	M	NF	NO					NO
BAZ	658	ELL	M	ABS						NO
BAZ	669	ELL	M	FRAG						NO

NECROPOLIS	Burial	PERIOD	SEX	CRAN STAT	CRAN STAT Y/N	INJ STAT	INJ TYPE	INJ LOC	INJ TREPHINATION	CHAMBER GRAVE
BAZ	679	ELL_DIST	M	FRAG						
BAZ	684	ELL	M	FRAG						NO
BAZ	686	ELL	M	FRAG						NO
BAZ	688	ELL	M	NF	NO					NO
BAZ	782	ELL	M	FRAG						NO
BAZ	788	ELL	M	FRAG						NO
BAZ	803	ELL	M	FRAG						NO
BAZ	804	ELL	M	NF	NO					NO
BAZ	816	ELL	M	NF	NO					NO
BAZ	858	ELL	M?	ABS						NO
BAZ	900	ELL	M	FRAG						NO
BAZ	901	ELL	M	FRAG						NO
BAZ	909	ELL?	M	NF	NO					NO
BAZ	954	ELL	M	NF	NO					NO
BAZ	960	ELL	M	NF	NO					NO
BAZ	964	ELL?	M	ABS						NO
BAZ	967	ELL	M	NF	NO					NO
BAZ	968	ELL	M?	FRAG						NO
BAZ	979	ELL	M	NF	NO					NO
BAZ	1012	ELL	M	FRAG						NO
BAZ	1136	ELL	M	NF	NO					NO
BAZ	1138	ELL	M	NF	NO					NO
BAZ	1140	ELL	M	INJ	YES	HEALED	BLUNT FORCE	OCCIPITAL	NO	YES
BAZ	1152	ELL	M	NF	NO					NO
BAZ	1157	ELL	M	NF	NO					NO
BAZ	1169	ELL	M?	ABS						NO
BAZ	1172	ELL?	M	FRAG						NO
BAZ	1192	ELL	M	NF	NO					YES
BAZ	1210	ELL	M	NF	NO					NO
BAZ	1211	ELL	M	ABS						NO
BAZ	1243	ELL	M	ABS						NO
BAZ	1265	ELL	M	NF	NO					NO
BAZ	1367	ELL	M	NF	NO					NO
BAZ	1378	ELL	M?	ABS						NO

NECROPOLIS	Burial	PERIOD	SEX	CRAN STAT	CRAN STAT Y/N	INJ STAT	INJ TYPE	INJ LOC	INJ TREPHINATION	CHAMBER GRAVE
BAZ	1385	ELL	M?	FRAG						NO
BAZ	1388	ELL	M	FRAG						NO
BAZ	1393	ELL?	M	NF	NO					NO
BAZ	1400	ELL	M	FRAG						YES
BAZ	1407	ELL	M	INJ	YES	PERI	PERFORATION	TEMPORAL	NO	NO
BAZ	1415	ELL	M	NF	NO					NO
BAZ	1419	ELL	M	NF	NO					NO
BAZ	1422	ELL	M	FRAG						NO
BAZ	1433	ELL	M	NF	NO					NO
BAZ	1436	ELL	M	NF	NO					YES
BAZ	1437	ELL	M	NF	NO					YES
BAZ	1440	ELL	M	FRAG						NO
BAZ	1441	ELL	M	FRAG						NO
BAZ	1453	ELL	M	NF	NO					NO
BAZ	1461	ELL	M	NF	NO					NO
BAZ	1463	ELL	M	NF	NO					NO
BAZ	1466	ELL	M	NF	NO					NO
BAZ	1470	ELL	M	NF	NO					NO
BAZ	1473	ELL	M	NF	NO					YES
BAZ	1477	ELL	M	NF	NO					NO
BAZ	1478	ELL	M	NF	NO					YES
BAZ	1482	ELL	M	NF	NO					NO
BAZ	1495	ELL	M	NF	NO					NO
BAZ	1500	ELL	M	NF	NO					NO
BAZ	1506	ELL	M	ABS						NO
BAZ	1608	ELL	M	NF	NO					NO
BAZ	1659	ELL	M	FRAG						NO
BAZ	1660	ELL	M	NF	NO					NO
BAZ	1140B	ELL	M	ABS						NO
BAZ	396a	ELL	M	FRAG						YES
BAZ	470A	ELL	M	NF	NO					YES
BAZ	940	ELL	IND	ABS						NO
BAZ	1208	ELL	IND	ABS						NO
BAZ	484	ELL	F	ABS						NO

NECROPOLIS	Burial	PERIOD	SEX	CRAN STAT	CRAN STAT Y/N	INJ STAT	INJ TYPE	INJ LOC	INJ TREPHINATION	CHAMBER GRAVE
BAZ	496	ELL	F	FRAG						NO
BAZ	517	ELL	F?	NF	NO					YES
BAZ	551	ELL	F	FRAG						NO
BAZ	591	ELL	F	NF	NO					NO
BAZ	597	ELL	F	ABS						NO
BAZ	617	ELL	F	ABS						NO
BAZ	628	ELL	F	FRAG						NO
BAZ	641	ELL	F	NF	NO					NO
BAZ	650	ELL	F	FRAG						YES
BAZ	653	ELL	F	NF	NO					NO
BAZ	678	ELL	F	ABS						NO
BAZ	685	ELL	F	NF	NO					NO
BAZ	687	ELL_DIST	F	ABS						
BAZ	770	ELL	F	NF	NO					YES
BAZ	777	ELL	F	NF	NO					NO
BAZ	784	ELL	F	NF	NO					NO
BAZ	800	ELL	F	NF	NO					YES
BAZ	807	ELL	F	NF	NO					NO
BAZ	820	ELL	F	NF	NO					NO
BAZ	828	ELL	F?	ABS						NO
BAZ	914	ELL	F	FRAG						NO
BAZ	915	ELL	F	FRAG						NO
BAZ	944	ELL	F?	ABS						NO
BAZ	962	ELL	F	NF	NO					NO
BAZ	965	ELL	F	NF	NO					NO
BAZ	1009	ELL	F?	ABS						NO
BAZ	1033	ELL	F	ABS						NO
BAZ	1121	ELL	F	FRAG						NO
BAZ	1128	ELL	F	FRAG						NO
BAZ	1166	ELL	F	FRAG						NO
BAZ	1167	ELL	F	ABS						NO
BAZ	1250	ELL_DIST	F	ABS						
BAZ	1261	ELL	F	NF	NO					NO
BAZ	1319	ELL	F	FRAG						NO

NECROPOLIS	Burial	PERIOD	SEX	CRAN STAT	CRAN STAT Y/N	INJ STAT	INJ TYPE	INJ LOC	INJ TREPHINATION	CHAMBER GRAVE
BAZ	1341	ELL	F	NF	NO					YES
BAZ	1357	ELL	F	ABS						YES
BAZ	1410	ELL	F	NF	NO					NO
BAZ	1427	ELL	F	NF	NO					NO
BAZ	1431	ELL	F	NF	NO					NO
BAZ	1443	ELL	F	FRAG						NO
BAZ	1444	ELL	F?	ABS						NO
BAZ	1456	ELL	F	FRAG						NO
BAZ	1467	ELL	F	FRAG						NO
BAZ	1474	ELL	F	NF	NO					NO
BAZ	1475	ELL	F	NF	NO					NO
BAZ	1479	ELL	F	NF	NO					NO
BAZ	1483	ELL	F	NF	NO					NO
BAZ	1488	ELL	F	NF	NO					YES
BAZ	1647	ELL	F	FRAG						NO
BAZ	1650	ELL	F	FRAG						NO
BAZ	1657	ELL	F	FRAG						NO
BAZ	1662	ELL	F	NF	NO					YES
BAZ	396b	ELL	F	FRAG						NO
CAPE	257	O-A	M	FRAG						
CAPE	141	O-A	F	FRAG						
CAPE	171	O-A?	F	ABS						
CAPE	108	IND	M	FRAG						
CAPE	199	IND	M	FRAG						
CAPE	202	IND	F	FRAG						
CAPE	227	IND	F	NF	NO					
CAPE	248	IND	F	NF	NO					
CAPE	131	ELL	M	FRAG						
CAPE	143	ELL	M	FRAG						YES
CAPE	151	ELL	M	NF	NO					YES
CAPE	168	ELL	M	NF	NO					YES
CAPE	175	ELL?	M	NF	NO					NO
CAPE	180	ELL	M	NF	NO					YES
CAPE	216	ELL	M	NF	NO					YES

NECROPOLIS	Burial	PERIOD	SEX	CRAN STAT	CRAN STAT Y/N	INJ STAT	INJ TYPE	INJ LOC	INJ TREPHINATION	CHAMBER GRAVE
CAPE	144	ELL	F	FRAG						NO
CAPE	146	ELL	F	FRAG						NO
CAPE	172	ELL	F	NF	NO					YES
CAPE	188	ELL	F	FRAG						NO
CAPE	190	ELL	F	NF	NO					YES
CB	3	ROM?	M?	FRAG						
CB	10	O-A	M	FRAG						
CB	33	O-A	M	FRAG						
CB	34	O-A	M	FRAG						
CB	38	O-A	M	NF	NO					
CB	42	O-A	M	NF	NO					
CB	44	O-A	M	FRAG						
CB	47	O-A	M	FRAG						
CB	71	O-A	M	NF	NO					
CB	75	O-A	M	FRAG						
CB	77	O-A?	M?	INJ	YES	HEALED	BLUNT FORCE	INJ	YES	
CB	82	O-A	M	FRAG						
CB	91	O-A	M	FRAG						
CB	94	O-A	M	FRAG						
CB	110	O-A	M	FRAG						
CB	115	O-A	M	FRAG						
CB	118	O-A	M?	NF	NO					
CB	126	O-A	M	NF	NO					
CB	132	O-A	M	FRAG						
CB	140	O-A	M	NF	NO					
CB	143	O-A	M	FRAG						
CB	172	O-A?	M	NF	NO					
CB	173	O-A	M	NF	NO					
CB	2	O-A	F	FRAG						
CB	27	O-A	F	FRAG						
CB	35	O-A	F	FRAG						
CB	39	O-A	F	NF	NO					
CB	59	O-A	F	FRAG						
CB	88	O-A	F	FRAG						

NECROPOLIS	Burial	PERIOD	SEX	CRAN STAT	CRAN STAT Y/N	INJ STAT	INJ TYPE	INJ LOC	INJ TREPHINATION	CHAMBER GRAVE
CB	98	O-A	F	FRAG						
CB	103	O-A	F	FRAG						
CB	105	O-A	F	FRAG						
CB	171	O-A	F	FRAG						
CB	181	O-A	F	NF	NO					
CB	193	O-A	F	ABS						
CB	57B	O-A?	F?	ABS						
CB	57A	IND	M	FRAG						
CB	54A	IND	F?	ABS						
CB	32	ELL	M	NF	NO					NO
CB	62	ELL	M	FRAG						NO
CB	76	ELL	M?	FRAG						NO
CB	84	ELL?	M	FRAG						NO
CB	123	ELL	M?	FRAG						NO
CB	164	ELL	M	FRAG						NO
CB	54B	ELL	M	FRAG						NO
CB	11	ELL	F?	FRAG						NO
CB	12	ELL	F	FRAG						NO
CB	50	ELL	F?	FRAG						NO
CB	67	ELL	F?	FRAG						NO
CB	111	ELL	F	NF	NO					NO
CB	162	ELL	F	FRAG						NO
CINTU	17ROM	ROM	M	FRAG						
CINTU	TR56_T10	ROM?	M	NF	NO					
CINTU	TR56_T3	ROM?	M	NF	NO					
CINTU	TR56_T1	ROM?	F	FRAG						
CINTU	TR56_T8	ROM?	F	FRAG						
CINTU	5	O-A	M	FRAG						
CINTU	14	O-A	M	FRAG						
CINTU	17	O-A	M	NF	NO					
CINTU	18	O-A	M	FRAG						
CINTU	19	O-A	M	NF	NO					
CINTU	23	O-A	M	FRAG						
CINTU	26	O-A	M	FRAG						

NECROPOLIS	Burial	PERIOD	SEX	CRAN STAT	CRAN STAT Y/N	INJ STAT	INJ TYPE	INJ LOC	INJ TREPHINATION	CHAMBER GRAVE
CINTU	27	O-A	M	FRAG						
CINTU	34	O-A	M	FRAG						
CINTU	53	O-A	M	FRAG						
CINTU	56	O-A	M	FRAG						
CINTU	74	O-A	M	FRAG						
CINTU	76	O-A	M	NF	NO					
CINTU	80	O-A	M	NF	NO					
CINTU	97	O-A	M	NF	NO					
CINTU	105	O-A	M	PATHO	NO	PERI		FRONTAL	NO	
CINTU	106	O-A	M	NF	NO					
CINTU	108	O-A	M	NF	NO					
CINTU	115	O-A	M	NF	NO					
CINTU	119	O-A	M	FRAG						
CINTU	125	O-A	M	FRAG						
CINTU	131	O-A	M	FRAG						
CINTU	135	O-A	M	FRAG						
CINTU	136	O-A	M	FRAG						
CINTU	137	O-A	M	FRAG						
CINTU	142	O-A	M	NF	NO					
CINTU	143	O-A	M	FRAG						
CINTU	156	O-A	M	INJ	YES	PERI	SHARP FORCE	PARIETAL	NO	
CINTU	160	O-A	M	NF	NO					
CINTU	180	O-A	M	FRAG						
CINTU	184	O-A	M	FRAG						
CINTU	191	O-A	M	FRAG						
CINTU	193	O-A	M	FRAG						
CINTU	195	O-A	M	FRAG						
CINTU	199	O-A	M?	FRAG						
CINTU	203	O-A	M	FRAG						
CINTU	205	O-A	M	FRAG						
CINTU	210	O-A	M	NF	NO					
CINTU	212	O-A	M	FRAG						
CINTU	217	O-A	M	FRAG						
CINTU	224	O-A	M	NF	NO					

NECROPOLIS	Burial	PERIOD	SEX	CRAN STAT	CRAN STAT Y/N	INJ STAT	INJ TYPE	INJ LOC	INJ TREPHINATION	CHAMBER GRAVE
CINTU	238	O-A	M	FRAG						
CINTU	242	O-A	M	FRAG						
CINTU	254	O-A?	M	NF	NO					
CINTU	257	O-A	M	NF	NO					
CINTU	279	O-A?	M	FRAG						
CINTU	284	O-A?	M?	FRAG						
CINTU	290	O-A?	M	FRAG						
CINTU	293	O-A	M	NF	NO					
CINTU	298	O-A	M	FRAG						
CINTU	300	O-A	M	FRAG						
CINTU	319	O-A	M	FRAG						
CINTU	321	O-A	M	FRAG						
CINTU	325	O-A	M	NF	NO					
CINTU	ANAS_2	O-A	M	ABS						
CINTU	9	O-A	F	NF	NO					
CINTU	46	O-A	F	NF	NO					
CINTU	100	O-A	F	FRAG						
CINTU	110	O-A	F	NF	NO					
CINTU	128	O-A	F	FRAG						
CINTU	130	O-A	F	FRAG						
CINTU	133	O-A	F	FRAG						
CINTU	148	O-A	F	NF	NO					
CINTU	157	O-A	F	NF	NO					
CINTU	167	O-A	F	NF	NO					
CINTU	173	O-A	F	FRAG						
CINTU	177	O-A	F	FRAG						
CINTU	178	O-A	F	FRAG						
CINTU	192	O-A	F	NF	NO					
CINTU	198	O-A	F?	FRAG						
CINTU	201	O-A	F	FRAG						
CINTU	207	O-A	F	NF	NO					
CINTU	209	O-A	F	NF	NO					
CINTU	211	O-A	F	NF	NO					
CINTU	214	O-A	F	FRAG						

NECROPOLIS	Burial	PERIOD	SEX	CRAN STAT	CRAN STAT Y/N	INJ STAT	INJ TYPE	INJ LOC	INJ TREPHINATION	CHAMBER GRAVE
CINTU	215	O-A	F	FRAG						
CINTU	255	O-A	F	NF	NO					
CINTU	296	O-A	F	ABS						
CINTU	297	O-A	F	FRAG						
CINTU	301	O-A	F	FRAG						
CINTU	302	O-A	F	FRAG						
CINTU	303	O-A	F	FRAG						
CINTU	322	O-A	F	FRAG						
CINTU	ANAS_1	O-A	F	FRAG						
CINTU	SS17_T10	IND	M	NF	NO					
CINTU	UNC 1	IND	M	NF	NO					
CINTU	UNC 2	IND	M	NF	NO					
CINTU	249b	IND	F	NF	NO					
CINTU	SS17_T11	IND	F	FRAG						
CINTU	SS17_T12	IND	F	FRAG						
CINTU	SS17_T13	IND	F	FRAG						
CINTU	SS17_T13a	IND	F	FRAG						
CINTU	SS17_T9	IND	F	FRAG						
CINTU	36	ELL	M	FRAG						NO
CINTU	50	ELL	M	FRAG						YES
CINTU	70	ELL	M	FRAG						NO
CINTU	75	ELL	M	NF	NO					NO
CINTU	78	ELL	M	NF	NO					NO
CINTU	83	ELL	M	NF	NO					NO
CINTU	89	ELL	M	NF	NO					NO
CINTU	96	ELL	M	NF	NO					NO
CINTU	98	ELL	M	NF	NO					NO
CINTU	170	ELL	M	NF	NO					NO
CINTU	175	ELL	M	FRAG						NO
CINTU	183	ELL	M	NF	NO					NO
CINTU	188	ELL	M	FRAG						NO
CINTU	231	ELL	M	NF	NO					NO
CINTU	241	ELL	M	NF	NO					NO
CINTU	248	ELL	M	NF	NO					NO

NECROPOLIS	Burial	PERIOD	SEX	CRAN STAT	CRAN STAT Y/N	INJ STAT	INJ TYPE	INJ LOC	INJ TREPHINATION	CHAMBER GRAVE
CINTU	249	ELL	M	FRAG						NO
CINTU	274	ELL	M	NF	NO					NO
CINTU	277	ELL	M	NF	NO					NO
CINTU	292	ELL	M	NF	NO					NO
CINTU	309	ELL	M	NF	NO					NO
CINTU	313	ELL	M	NF	NO					NO
CINTU	60	ELL	F	FRAG						NO
CINTU	67	ELL	F	NF	NO					NO
CINTU	68	ELL	F	FRAG						NO
CINTU	79	ELL	F	FRAG						NO
CINTU	81	ELL	F	NF	NO					NO
CINTU	122	ELL	F	ABS						NO
CINTU	138	ELL	F	FRAG						NO
CINTU	141	ELL	F	FRAG						NO
CINTU	204	ELL	F	NF	NO					NO
CINTU	223	ELL	F	NF	NO					NO
CINTU	233	ELL	F	NF	NO					NO
CINTU	265	ELL	F	NF	NO					NO
CINTU	267	ELL	F	FRAG						NO
CINTU	273	ELL	F	FRAG						NO
CINTU	276	ELL	F	FRAG						NO
CINTU	306	ELL	F	NF	NO					NO
CINTU	312	ELL	F	FRAG						NO
CINTU	316	ELL	F	FRAG						NO
CR	3	O-A	M	NF	NO					
CR	5	O-A	M	FRAG						
CR	15	O-A	M	FRAG						
CR	21	O-A	M	FRAG						
CR	23	O-A	M	FRAG						
CR	1	O-A	F	NF	NO					
CR	2	O-A	F	FRAG						
CR	9	O-A	F	FRAG						
CR	11	O-A	F	FRAG						
CR	13	O-A	F	NF	NO					

NECROPOLIS	Burial	PERIOD	SEX	CRAN STAT	CRAN STAT Y/N	INJ STAT	INJ TYPE	INJ LOC	INJ TREPHINATION	CHAMBER GRAVE
CR	19	O-A	F	FRAG						
CR	24	O-A	F	FRAG						
FOS	117	V SEC	M	NF	NO					
FOS	134	V SEC	M	FRAG						
FOS	186	V SEC	M	NF	NO					
FOS	207	V SEC	M	NF	NO					
FOS	246	V SEC	M	FRAG						
FOS	275	V SEC	M	NF	NO					
FOS	484	V SEC	M	NF	NO					
FOS	405A	V SEC	M	NF	NO					
FOS	157	O-A	M	NF	NO					
FOS	163	O-A	M	ABS						
FOS	184	O-A	M	INJ	YES	PERI	SHARP FORCE	PARIETAL	NO	
FOS	197	O-A	M	FRAG						
FOS	215	O-A	M	FRAG						
FOS	222	O-A	M	FRAG						
FOS	255	O-A	M	NF	NO					
FOS	270	O-A	M	FRAG						
FOS	296	O-A	M	ABS						
FOS	319	O-A	M	NF	NO					
FOS	320	O-A	M	ABS						
FOS	435	O-A	M	INJ	YES	HEALED	BLUNT FORCE	FRONTAL	NO	
FOS	437	O-A	M	INJ	YES	PERI	SHARP FORCE	FRONTAL	NO	
FOS	457	O-A	M	ABS						
FOS	464	O-A	M	ABS						
FOS	534	O-A	M	FRAG						
FOS	561	O-A	M	NF	NO					
FOS	562	O-A	M	NF	NO					
FOS	567	O-A	M?	FRAG						
FOS	572	O-A	M	NF	NO					
FOS	405B	O-A	M	NF	NO					
FOS	520rdA	O-A	M	FRAG						
FOS	159	O-A	F	NF	NO					
FOS	208	O-A	F	FRAG						

NECROPOLIS	Burial	PERIOD	SEX	CRAN STAT	CRAN STAT Y/N	INJ STAT	INJ TYPE	INJ LOC	INJ TREPHINATION	CHAMBER GRAVE
FOS	301	O-A	F?	NF	NO					
FOS	344	O-A	F	NF	NO					
FOS	524	O-A	F	NF	NO					
FOS	556	O-A	F	NF	NO					
FOS	182	IND	M	FRAG						
FOS	323	IND	F?	ABS						
FOS	76	ELL	M?	FRAG						NO
FOS	110	ELL	M	NF	NO					NO
FOS	140	ELL	M	ABS						NO
FOS	201	ELL	M	INJ	YES	PERI	SHARP FORCE	FRONTAL	NO	NO
FOS	213	ELL	M	NF	NO					NO
FOS	235	ELL	M	NF	NO					NO
FOS	328	ELL	M	INJ	YES	HEALED	BLUNT FORCE	PARIETAL	YES	NO
FOS	333	ELL	M	NF	NO					NO
FOS	370	ELL	M	NF	NO					NO
FOS	401	ELL	M	FRAG						NO
FOS	402	ELL	M	NF	NO					NO
FOS	407	ELL	M	NF	NO					NO
FOS	418	ELL	M	NF	NO					NO
FOS	432	ELL	M	NF	NO					NO
FOS	447	ELL	M	FRAG						NO
FOS	469	ELL	M	FRAG						NO
FOS	488	ELL	M	FRAG						NO
FOS	491	ELL	M	ABS						NO
FOS	503	ELL	M	NF	NO					NO
FOS	504	ELL	M	NF	NO					NO
FOS	505	ELL	M	NF	NO					NO
FOS	516	ELL	M	FRAG						YES
FOS	518	ELL	M	INJ	YES	HEALED	BLUNT FORCE	PARIETAL	NO	NO
FOS	520	ELL	M	ABS						YES
FOS	542	ELL	M	FRAG						NO
FOS	124C	ELL	M?	NF	NO					YES
FOS	124E	ELL	M	INJ	YES	PERI	SHARP FORCE	PARIETAL	NO	YES
FOS	2A	ELL	M	FRAG						YES

NECROPOLIS	Burial	PERIOD	SEX	CRAN STAT	CRAN STAT Y/N	INJ STAT	INJ TYPE	INJ LOC	INJ TREPHINATION	CHAMBER GRAVE
FOS	330C	ELL	M	NF	NO					YES
FOS	330D	ELL	M	INJ	YES	PERI	SHARP FORCE	PARIETAL	NO	YES
FOS	330E	ELL	M	INJ	YES	PERI	SHARP FORCE	PARIETAL	NO	YES
FOS	430A	ELL	M	NF	NO					YES
FOS	430D	ELL	M	NF	NO					YES
FOS	516rdA	ELL	M	NF	NO					YES
FOS	63B	ELL	M	FRAG						YES
FOS	85	ELL	F	FRAG						NO
FOS	122	ELL	F	FRAG						NO
FOS	204	ELL	F	FRAG						NO
FOS	220	ELL	F	NF	NO					NO
FOS	223	ELL	F	FRAG						NO
FOS	225	ELL	F	PATHO	NO	PERI	CESS	MAXILLA	NO	NO
FOS	252	ELL	F	NF	NO					NO
FOS	265	ELL	F	NF	NO					NO
FOS	279	ELL	F	ABS						NO
FOS	288	ELL	F	NF	NO					NO
FOS	351	ELL	F	INJ	YES	HEALED	BLUNT FORCE	PARIETAL	NO	NO
FOS	381	ELL	F	NF	NO					NO
FOS	410	ELL	F	NF	NO					NO
FOS	417	ELL	F	FRAG						NO
FOS	427	ELL	F	FRAG						NO
FOS	431	ELL	F	NF	NO					NO
FOS	544	ELL	F	FRAG						NO
FOS	124A	ELL	F	INJ	YES	PERI	SHARP FORCE	FRONTAL	NO	YES
FOS	124B	ELL	F	INJ	YES	PERI	SHARP FORCE	OCCIPITAL	NO	YES
FOS	124D	ELL	F	INJ	YES	HEALED	BLUNT FORCE	PARIETAL	NO	YES
FOS	330B	ELL	F	NF	NO					YES
FOS	430B	ELL	F	NF	NO					YES
FOS	430C	ELL	F	INJ	YES	PERI	SHARP FORCE	PARIETAL	NO	YES
FOS	516rdB	ELL	F?	FRAG						YES
FOS	520rdB	ELL	F	FRAG						YES
FOS	63A	ELL	F	FRAG						YES
FOS	63C	ELL	F	NF	NO					YES

NECROPOLIS	Burial	PERIOD	SEX	CRAN STAT	CRAN STAT Y/N	INJ STAT	INJ TYPE	INJ LOC	INJ TREPHINATION	CHAMBER GRAVE
NAV	8	ROM?	M	FRAG						
NAV	1B	ELL	M	NF	NO					YES
NAV	4	ELL	F	ABS						YES
PELT	134	O-A	F	FRAG						
PELT	111	ELL	M	NF	NO					NO
PELT	112	ELL	M	FRAG						NO
PELT	114	ELL	M	FRAG						NO
PELT	133	ELL	M	FRAG						NO
PELT	113	ELL	F	NF	NO					NO
PELT	130	ELL	F	NF	NO					NO
PELT	132	ELL	F	FRAG						NO
POG	12	O-A	M	FRAG						
POG	13	O-A?	M?	FRAG						
POG	15	O-A	M	FRAG						
POG	25	O-A	M	NF	NO					
POG	29	O-A	M	FRAG						
POG	11	O-A?	F	FRAG						
POG	41	O-A?	F	NF	NO					
POG	56	IND	M	FRAG						
POG	85	IND	M	FRAG						
POG	87	IND	M	NF	NO					
POG	90	IND	M	NF	NO					
POG	99	IND	M	FRAG						
POG	107	IND	M	FRAG						
POG	121	IND	M	FRAG						
POG	126	IND	M	NF	NO					
POG	131	IND	M	FRAG						
POG	133	IND	M	FRAG						
POG	139	IND	M	FRAG						
POG	141	IND	M	FRAG						
POG	153	IND	M	FRAG						
POG	182	IND	M	FRAG						
POG	186	IND	M?	FRAG						
POG	204	IND	M	FRAG						

NECROPOLIS	Burial	PERIOD	SEX	CRAN STAT	CRAN STAT Y/N	INJ STAT	INJ TYPE	INJ LOC	INJ TREPHINATION	CHAMBER GRAVE
POG	207	IND	M	NF	NO					
POG	208	IND	M	FRAG						
POG	209	IND	M	FRAG						
POG	213	IND	M	FRAG						
POG	51 or 55	IND	M	ABS						
POG	54	IND	IND	FRAG						
POG	61	IND	IND	ABS						
POG	91	IND	IND	FRAG						
POG	102	IND	IND	NF	NO					
POG	122	IND	IND	NF	NO					
POG	152	IND	IND	FRAG						
POG	36	IND	F	NF	NO					
POG	89	IND	F	NF	NO					
POG	94	IND	F	FRAG						
POG	95	IND	F	FRAG						
POG	97	IND	F	NF	NO					
POG	101	IND	F	ABS						
POG	110	IND	F	NF	NO					
POG	117	IND	F	FRAG						
POG	123	IND	F	INJ?		PERI?	BLUNT FORCE?	PARIETAL	NO	
POG	125	IND	F	FRAG						
POG	159	IND	F	FRAG						
POG	184	IND	F	FRAG						
POG	219	IND	F	FRAG						
POG	221	IND	F	FRAG						
POG	115 or 145	IND	F	NF	NO					
POG	44	ELL	M	NF	NO					
POG	37	ELL	F	NF	NO					NO

Appendix 32 – Photographic atlas of the cranial traumatic lesions in the Iron Age
skeletal series from the Aterno River Valley.

Individual: Bazzano 506.

Period: Classic.

Sex: Male.

Location of the lesion: Right parietal.

Description of lesion: Multiple pitting. Puncturing force trauma. *Perimortem*.

Dimensions of lesion: Varying diameters between 3-6 mm.



Individual: Bazzano 1137.

Period: Classic.

Sex: Male.

Location of the lesion: Right parietal.

Description of lesion: Fracture due to high-speed blunt force trauma. *Perimortem* fracture and *postmortem* further breakage.

Dimensions of lesion: The fracture has a diameter of c. 1.5 cm.



Individual: Bazzano 1407.

Period: Hellenistic.

Sex: Male.

Location of the lesion: Right temporal.

Description of lesion: Perforation due to high-speed blunt force trauma. *Perimortem*.

Dimensions of lesion: The hole has a diameter of c. 1.5 cm.



Individual: Cinturelli 156.

Period: Orientalizing-Archaic.

Sex: male.

Location of the lesion: parietal and frontal bone, left side.

Description of lesion: Fracture due to sharp force trauma. *Perimortem*.

Dimensions of lesion: The fracture runs for about 20 cm.



Individual: Fossa 184.

Period: Orientalizing-Archaic.

Sex: male.

Location of the lesion: parietal bone, left side.

Description of lesion: Linear incision due to sharp force trauma. *Perimortem*.

Dimensions of lesion: The incision runs for c. 3 cm.



(picture provided by Dr. A. Coppa, Sapienza University, Rome)

Individual: Fossa 201.


Period: Hellenistic.

Sex: male.

Location of the lesion: frontal bone, right side.

Description of lesion: Triangular puncture due to sharp force trauma. *Perimortem*.

Dimensions of lesion: The basis of the triangle is c. 5 mm, the height is c. 1cm.



Individual: Fossa 437.

Period: Orientalizing-Archaic.

Sex: male.

Location of the lesion: frontal bone, right side.

Description of lesion: Linear incision due to sharp force trauma. *Perimortem*.

Dimensions of lesion: The incision runs for c. 3 cm.



Individual: Fossa 124A.

Period: Hellenistic.

Sex: female.

Location of the lesion: frontal bone.

Description of lesion: Linear fracture due to sharp force trauma. *Perimortem*.

Dimensions of lesion: The incision runs for c. 5 cm.



(picture provided by Dr. A. Coppa, Sapienza University, Rome)

Individual: Fossa 124B.

Period: Hellenistic.

Sex: female.

Location of the lesion: occipital bone.

Description of lesion: Linear incision due to sharp force trauma. *Perimortem*.

Dimensions of lesion: The incision runs for c. 4 cm.



Individual: Fossa 124E.

Period: Hellenistic.

Sex: male.

Location of the lesion: parietal bone, left side.

Description of lesion: Linear incision due to sharp force trauma. *Perimortem*. Healed blunt force trauma in sagittal suture, at *obelion*.

Dimensions of lesion: The incision runs for c. 5 cm. The depression is c. 4 cm in the sagittal direction, and c. 3 cm in coronal direction.





Individual: Fossa 330D.

Period: Hellenistic.


Sex: male.

Location of the lesion: parietal bone, near *obelion*; frontal bone, right and left side

Description of lesion: Deep linear puncture on the parietal, linear incision on left side of the frontal; superficial chipping on right side of the frontal. All *perimortem*.

Dimensions of lesion: the puncture is c. 1.5 cm; the incision is c. 2.5 cm; the chipping has c. 1 cm of diameter.





Individual: 330E.

Period: Hellenistic.

Sex: male.

Location of the lesion: Parietal, right side.

Description of lesion: linear incision due to sharp force trauma. *Perimortem*.

Dimensions of lesion: c. 1.5 cm.



Individual: Fossa 430 D.

Period: Hellenistic.

Sex: female.

Location of the lesion: parietal bone, right side

Description of lesion: linear incision due to sharp force trauma. *Perimortem*.

Dimensions of lesion: c. 3 cm.



Individual: Poggio Picenze 123.

Period: Undetermined, Iron Age.

Sex: female.

Location of the lesion: parietal bone, right side.

Description of lesion: Dubious *perimortem* blunt force trauma, with radiating *perimortem* (?) and *postmortem* fractures.

Dimensions of lesion: diameter c. 1.5 cm.



Individual: Barisciano 13.

Period: Orientalizing-Archaic.

Sex: male.

Location of the lesion: frontal bone, right side.

Description of lesion: trephination performed on blunt force trauma, partially healed.

Dimensions of lesion: ca. 1 cm.



Individual: Barisciano 23.

Period: Orientalizing-Archaic

Sex: male

Location of the lesion: Frontal and parietal bone, just above *stephanion*, left side.

Description of lesion: Depression probably due to blunt force trauma. Healed.

Dimensions of lesion: Sagittal length ca. 4 cm, coronal length ca 2.5 cm.



Individual: Bazzano 566.

Period: Hellenistic.

Sex: male

Location of the lesion: left parietal.

Description of lesion: depression due to blunt force trauma. Healed.

Dimensions of lesion: c. 2 cm of diameter.

PICTURES NOT AVAILABLE

Individual: Bazzano 776.

Period: Classic.

Sex: male.

Location of the lesion: parietal bone, right side.

Description of lesion: depression due to blunt force trauma, with trephination. Healed.

Dimensions of lesion: the depression has a diameter of c. 2 cm. The perforation from the trephination has a diameter of c. 5 mm.



Individual: Bazzano 1140.

Period: Hellenistic.

Sex: male

Location of the lesion: parietal bone, right side.

Description of lesion: ample circular depression due to blunt force trauma. Healed.

Dimensions of lesion: c. 4 cm.



Individual: Bazzano 1206.

Period: Orientalizing-Archaic.

Sex: male.

Location of the lesion: frontal bone, left side.

Description of lesion: depression due to blunt force trauma.

Dimensions of lesion: diameter of c. 1.5 cm.





Individual: Bazzano 626A.

Period: Orientalizing-Archaic.

Sex: male.

Location of the lesion: frontal bone, central-right side.

Description of lesion: circular depression due to blunt-force trauma. Healed.

Dimensions of lesion: c. 2.5 cm of diameter.



Individual: Colli Bianchi 77.

Period: Orientalizing-Archaic.

Sex: male.

Location of the lesion: parietal bone, right side.

Description of lesion: circular depression due to blunt-force trauma, with ample perforation due to trephination. Partially healed.

Dimensions of lesion: the depression has a diameter of c. 4 cm.





Individual: Fossa 328.

Period: Hellenistic.

Sex: male

Location of the lesion: parietal bone, left side.

Description of lesion: depression due to blunt force trauma with traces of a healed rectangular trephination.

Dimensions of lesion: c. 3 cm tall, 2 cm wide.



Individual: Fossa 351.

Period: Hellenistic.

Sex: female.

Location of the lesion: parietal bone, right side.

Description of lesion: small circular depression due to blunt force trauma, healed.

Dimensions of lesion: c. 1 cm of diameter.



Individual: Fossa 435.

Period: Orientalizing-Archaic.

Sex: male.

Location of the lesion: left supra-orbital margin.

Description of lesion: healed fracture.

Dimensions of lesion: c. 1.5 cm.



Individual: Fossa 518

Period: Hellenistic.

Sex: male.

Location of the lesion: left parietal, close to the sagittal suture.

Description of lesion: depression due to blunt force trauma on left parietal. Healed.

Dimensions of lesion: c. 2.5 cm long, 1.5 cm wide.

PICTURES NOT AVAILABLE

Individual: Fossa 124D.

Period: Hellenistic.

Sex: female.

Location of the lesion: parietal bone, left side.

Description of lesion: depression due to blunt force trauma, healed.

Dimensions of lesion: c. 3 cm long, 2 cm wide.



Appendix 33 – Status and Rarity Indices for the Iron Age burials included in this study.

Abbreviations as in the title page of Appendix 1, in addition:

RARITY INDEX: Rarity Index calculated without taking into account bronze and silver items. Not used in this study.

STATUS INDEX: Status Index calculated without taking into account bronze and silver items. Not used in this study.

RARITY INDX Br Ag: Rarity Index calculated taking into account bronze and silver items.

STATUS INDX BrAg: Status Index calculated taking into account bronze and silver items.

CATSTAT: Categorization of the Status Index.

WEAP #: Number of weapons in the burial.

NECROPOLIS	Burial	PERIOD	SEX	RARITY INDEX	STATUS INDEX	RARITY INDX Br Ag	STATUS INDX BrAg	CATSTAT	WEAP #
ALF	1	V SEC	M	1.76	17.80	3.10	21.62	20>	0
ALF	3	V SEC	M	2.56	17.96	3.23	19.87	10-20	0
ALF	4	V SEC	M	1.41	13.79	2.09	15.70	10-20	0
ALF	5	V SEC	M	1.41	17.23	2.19	19.14	10-20	0
ALF	6	V SEC	M	0.67	6.53	0.67	6.53	0-10	0
ALF	9	V SEC	M	2.16	21.06	2.93	22.97	20>	0
ALF	12	V SEC?	M	0.90	0.00	0.90	0.00	0-10	0
ALF	18	V SEC?	M	0.90	0.00	0.90	0.00	0-10	0
ALF	19	V SEC	M	1.84	13.69	1.84	13.69	10-20	0
ALF	21	V SEC	M	1.84	20.56	2.04	20.56	20>	0
ALF	35	V SEC?	M	0.94	0.50	0.94	0.50	0-10	0
ALF	36	V SEC	M	0.94	3.93	1.04	3.93	0-10	0
ALF	40	V SEC	M	1.07	16.81	1.27	16.81	10-20	0
ALF	42	V SEC	M	1.27	13.69	1.37	13.69	10-20	0
ALF	53	V SEC?	M	0.90	0.00	0.90	0.00	0-10	0
ALF	68	V SEC	M	0.90	13.36	1.00	13.36	10-20	0
ALF	73	V SEC	M	0.90	13.36	1.00	13.36	10-20	0
ALF	77	V SEC?	M	1.27	10.26	1.27	10.26	10-20	0
ALF	82	V SEC	M	1.39	12.69	2.06	14.60	10-20	0
ALF	84	V SEC?	M	0.99	5.85	0.99	5.85	0-10	0
ALF	86	V SEC	M	1.24	9.95	1.24	9.95	0-10	0
ALF	88	V SEC	M	2.24	13.26	2.81	15.17	10-20	0
ALF	89	V SEC	M	1.64	13.75	1.64	13.75	10-20	0
ALF	90	V SEC?	M	1.39	16.13	2.16	18.04	10-20	0
ALF	98	V SEC?	M	0.90	9.92	0.90	9.92	0-10	0
ALF	109	V SEC	M	1.27	17.13	1.47	17.13	10-20	0
ALF	112	V SEC	M	0.10	6.53	0.20	6.53	0-10	0
ALF	114	V SEC	M	0.10	9.97	0.30	9.97	0-10	0
ALF	115	V SEC	M	0.67	9.96	0.77	9.96	0-10	0
ALF	116	V SEC	M	0.67	6.53	0.67	6.53	0-10	0
ALF	117	V SEC	M	1.59	17.39	2.93	21.21	20>	0
ALF	119	V SEC	M	2.33	18.03	4.14	23.76	20>	0
ALF	121	V SEC?	M	1.39	12.69	2.06	14.60	10-20	0
ALF	126	V SEC	M	0.50	13.38	0.70	13.38	10-20	0
ALF	130	V SEC	M	1.84	23.99	2.14	23.99	20>	0
ALF	132	V SEC	M	1.84	17.12	1.94	17.12	10-20	0
ALF	7	V SEC	F	0.53	35.87	0.72	41.37	30-60	0
ALF	8	V SEC	F	0.63	51.04	1.10	67.54	60>	0
ALF	10	V SEC	F	0.47	28.95	0.56	45.45	30-60	0
ALF	37	V SEC	F	0.53	35.87	0.72	63.37	60>	0
ALF	49	V SEC	F	0.30	16.46	0.30	27.46	0-30	0
ALF	65	V SEC	F	2.48	85.15	3.26	123.65	60>	0
ALF	69	V SEC	F	1.99	29.01	2.02	40.01	30-60	0
ALF	70	V SEC	F	2.39	70.51	2.98	92.51	60>	0
ALF	72	V SEC	F	2.08	43.65	2.30	54.65	30-60	0
ALF	76	V SEC	F	2.83	50.20	3.08	50.20	30-60	0
ALF	79	V SEC	F	1.94	29.81	1.98	35.31	30-60	0
ALF	85	V SEC	F	1.99	29.01	2.02	34.51	30-60	0
ALF	110	V SEC	F	0.30	16.46	0.30	21.96	0-30	0
ALF	111	V SEC	F	1.32	37.09	1.52	42.59	30-60	0
ALF	113	V SEC	F	0.30	16.46	0.30	27.46	0-30	0
ALF	118	V SEC	F	0.87	70.45	1.52	114.45	60>	0
ALF	120	V SEC	F	1.91	35.15	1.96	40.65	30-60	0
ALF	124	V SEC	F	1.32	50.68	1.72	61.68	60>	0
ALF	127	V SEC	F	0.57	34.53	0.66	40.03	30-60	0
ALF	128	V SEC?	F	0.10	5.30	0.10	5.30	0-30	0
ALF	39	O-A	M	0.50	20.17	1.25	24.11	15-45	0
ALF	41	O-A	M	3.15	42.21	3.45	54.68	45>	0
ALF	66	O-A	M	0.90	20.51	1.00	23.70	15-45	0
ALF	67	O-A	M	6.55	94.93	7.40	94.93	45>	3
ALF	78	O-A	M	4.65	58.01	6.70	97.89	45>	0
ALF	83	O-A	M	2.30	23.42	2.95	33.61	15-45	0
ALF	91	O-A	M	5.30	61.03	7.25	100.06	45>	2
ALF	97	O-A	M	1.20	19.90	1.30	25.48	15-45	0
ALF	102	O-A	M	4.55	41.64	4.65	58.06	45>	2
ALF	105	O-A	M	2.75	30.69	2.85	41.73	15-45	1
ALF	93	O-A	F	1.80	37.00	1.80	37.00	30-60	0
ALF	122	O-A	F	1.30	24.00	1.50	32.00	30-60	0
BAR	5	O-A	M	0.99	11.14	0.99	11.14	0-15	0

NECROPOLIS	Burial	PERIOD	SEX	RARITY INDEX	STATUS INDEX	RARITY INDX Br Ag	STATUS INDX BrAg	CATSTAT	WEAP #
BAR	13	O-A	M	2.29	36.50	2.29	36.50	15-45	2
BAR	14	O-A	M	3.00	32.49	3.35	38.79	15-45	2
BAR	16	O-A	M	1.22	19.18	1.22	19.18	15-45	1
BAR	21	O-A	M	1.39	31.04	1.39	31.04	15-45	1
BAR	23	O-A	M	1.96	32.26	1.96	32.26	15-45	1
BAR	29	O-A	M	3.32	44.67	3.66	50.97	45>	2
BAR	30	O-A	M	2.69	29.11	3.04	35.40	15-45	0
BAR	31	O-A	M	1.00	16.92	1.34	23.21	15-45	1
BAR	32	O-A	M	1.15	14.36	1.15	14.36	0-15	1
BAR	38	O-A	M	2.22	26.55	2.22	26.55	15-45	2
BAR	39	O-A	M	4.42	45.44	4.77	51.74	45>	2
BAR	40	O-A	M	3.56	48.09	3.91	54.39	45>	2
BAR	42	O-A	M	5.51	68.55	6.20	81.15	45>	3
BAR	47	O-A	M	2.55	27.35	2.55	27.35	15-45	0
BAR	49	O-A	M	2.48	29.53	2.83	35.82	15-45	0
BAR	52	O-A	M	1.81	15.30	1.81	15.30	15-45	0
BAR	54	O-A	M	1.73	21.80	1.73	21.80	15-45	0
BAR	64	O-A	M	2.23	38.68	2.23	38.68	15-45	2
BAR	68	O-A	M?	0.30	9.43	0.30	9.43	0-15	0
BAR	70	O-A	M	2.90	26.90	2.90	26.90	15-45	1
BAR	74	O-A	M	2.14	20.57	2.14	20.57	15-45	1
BAR	81	O-A	M	3.62	33.27	3.62	33.27	15-45	1
BAR	87	O-A	M	1.15	14.36	1.50	20.65	15-45	1
BAR	90	O-A	M	1.68	21.01	1.68	21.01	15-45	1
BAR	97	O-A	M?	1.92	37.70	1.92	37.70	15-45	1
BAR	113	O-A	M	1.96	31.23	1.96	31.23	15-45	1
BAR	114	O-A	M	1.01	21.75	1.01	21.75	15-45	0
BAR	115	O-A	M	1.06	25.77	1.06	25.77	15-45	0
BAR	121	O-A	M	1.83	25.91	1.83	25.91	15-45	0
BAR	128	O-A	M	0.99	16.07	0.99	16.07	15-45	0
BAR	84(bis)	O-A	M						
BAR	20	O-A	F	2.07	30.64	2.07	30.64	30-60	0
BAR	22	O-A	F	3.64	55.12	5.94	88.50	60-90	0
BAR	25	O-A	F	2.63	41.92	4.47	68.63	60-90	0
BAR	33	O-A	F	2.36	23.90	2.36	23.90	0-30	0
BAR	34	O-A	F	2.46	29.94	2.46	29.94	0-30	0
BAR	36	O-A	F	2.63	41.92	2.63	41.92	30-60	0
BAR	43	O-A	F	3.20	35.99	3.66	42.67	30-60	0
BAR	55	O-A	F	3.24	30.96	3.24	30.96	30-60	0
BAR	59	O-A	F	2.69	46.57	3.16	53.25	30-60	0
BAR	61	O-A	F	2.77	48.68	4.15	68.70	60-90	0
BAR	62	O-A	F	4.17	50.13	4.17	50.13	30-60	0
BAR	65	O-A	F	3.86	43.94	4.78	57.29	30-60	0
BAR	67	O-A	F	2.63	30.78	2.63	30.78	30-60	0
BAR	69	O-A	F	2.52	48.86	4.36	75.57	60-90	0
BAR	94	O-A	F	1.21	18.19	2.13	31.54	30-60	0
BAR	96	O-A	F	2.47	30.55	2.47	30.55	30-60	0
BAR	98	O-A	F	3.54	50.13	4.92	70.16	60-90	0
BAR	100	O-A	F?	2.02	19.30	2.02	19.30	0-30	0
BAR	110	O-A	F?	2.77	48.68	3.69	62.03	60-90	0
BAR	112	O-A	F	2.43	29.84	2.43	29.84	0-30	0
BAR	119	O-A	F	2.63	41.92	4.47	68.63	60-90	0
BAR	125	O-A	F	2.63	41.92	4.01	61.95	60-90	0
BAR	132	O-A	F	2.63	41.92	3.09	48.60	30-60	0
BAZ	387	V SEC	M	0.42	5.43	0.42	5.66	5-10	1
BAZ	404	V SEC	M	0.42	5.43	0.42	5.66	5-10	1
BAZ	471	V SEC	M	0.20	2.86	0.20	3.01	0-5	1
BAZ	491	V SEC	M	1.26	8.59	1.26	8.82	5-10	1
BAZ	506	V SEC	M	0.20	2.86	0.20	3.01	0-5	1
BAZ	533	V SEC	M	1.60	6.13	1.60	6.42	5-10	0
BAZ	649	V SEC?	M	0.10	0.90	0.10	0.93	0-5	0
BAZ	776	V SEC?	M	0.10	0.90	0.10	0.93	0-5	0
BAZ	794	V SEC?	M	0.10	0.90	0.10	0.93	0-5	0
BAZ	808	V SEC?	M	0.10	0.90	0.10	0.93	0-5	0
BAZ	824	V SEC?	M	0.10	0.90	0.10	0.93	0-5	0
BAZ	839	V SEC?	M?	0.10	0.90	0.10	0.93	0-5	0
BAZ	850	V SEC?	M	0.10	0.90	0.10	0.93	0-5	0
BAZ	863	V SEC	M	0.10	0.90	0.10	0.93	0-5	0
BAZ	907	V SEC	M	0.10	0.90	0.10	0.93	0-5	0

NECROPOLIS	Burial	PERIOD	SEX	RARITY INDEX	STATUS INDEX	RARITY INDX Br Ag	STATUS INDX BrAg	CATSTAT	WEAP #
BAZ	928	V SEC?	M	0.10	0.90	0.10	0.93	0-5	0
BAZ	939	V SEC	M	0.32	3.33	0.32	3.45	0-5	0
BAZ	952	V SEC	M	0.10	0.90	0.10	0.93	0-5	0
BAZ	956	V SEC	M	0.71	3.25	0.71	3.28	0-5	0
BAZ	978	V SEC	M	0.92	5.13	0.92	5.28	5-10	1
BAZ	983	V SEC	M	1.16	6.10	1.16	6.22	5-10	0
BAZ	990	V SEC	M	0.54	5.77	0.54	5.97	5-10	0
BAZ	995	V SEC	M	2.09	15.75	2.09	15.97	10>	2
BAZ	1023	V SEC	M	1.49	6.43	1.49	6.72	5-10	0
BAZ	1028	V SEC?	M?	0.99	3.42	0.99	3.45	0-5	0
BAZ	1036	V SEC	M	2.66	13.70	2.66	13.73	10>	1
BAZ	1040	V SEC	M	1.70	8.66	1.70	9.05	5-10	1
BAZ	1042	V SEC	M	0.82	2.92	0.82	2.95	0-5	0
BAZ	1123	V SEC	M	0.42	5.43	1.31	10.82	10>	1
BAZ	1134	V SEC	M	0.10	0.90	0.10	0.93	0-5	0
BAZ	1137	V SEC	M	0.10	0.90	0.10	0.93	0-5	0
BAZ	1150	V SEC	M	0.20	2.86	0.20	3.01	0-5	1
BAZ	1156	V SEC?	M	0.10	0.90	0.10	0.93	0-5	0
BAZ	1174	V SEC	M	0.20	2.86	0.20	3.01	0-5	1
BAZ	1176	V SEC	M	0.64	7.92	0.64	8.23	5-10	1
BAZ	1180	V SEC	M	0.20	2.86	0.20	3.01	0-5	1
BAZ	1214	V SEC	M	0.20	2.86	0.20	3.01	0-5	1
BAZ	1218	V SEC	M	0.81	5.43	0.81	5.58	5-10	1
BAZ	1226	V SEC	M	0.10	0.90	0.10	0.93	0-5	0
BAZ	1236	V SEC	M	1.92	12.26	2.81	20.47	10>	1
BAZ	1245	V SEC?_DIST	M						
BAZ	1332	V SEC?	M	0.10	0.90	0.10	0.93	0-5	0
BAZ	1333	V SEC?	M	0.10	0.90	0.10	0.93	0-5	0
BAZ	1334	V SEC?	M	0.10	0.90	0.10	0.93	0-5	0
BAZ	1337	V SEC?	M	0.10	0.90	0.10	0.93	0-5	0
BAZ	1347	V SEC?	M	0.10	0.90	0.10	0.93	0-5	0
BAZ	1360	V SEC?	M	0.10	0.90	0.10	0.93	0-5	0
BAZ	1379	V SEC?	M	0.82	2.92	0.82	2.95	0-5	0
BAZ	1418	V SEC?	M	0.10	0.90	0.10	0.93	0-5	0
BAZ	1471	V SEC?	M	0.10	0.90	0.10	0.93	0-5	0
BAZ	1484	V SEC?	M	0.10	0.90	0.10	0.93	0-5	0
BAZ	1496	V SEC?	M	0.93	1.80	0.93	1.87	0-5	0
BAZ	1586	V SEC?	M	0.10	0.90	0.10	0.93	0-5	0
BAZ	1306A	V SEC?	M	0.10	0.90	0.10	0.93	0-5	0
BAZ	1306B	V SEC?	M	0.10	0.90	0.10	0.93	0-5	0
BAZ	384A	V SEC	M	0.20	2.86	0.20	3.01	0-5	1
BAZ	884	V SEC	IND	0.20	3.23	0.20	3.23	0-5	0
BAZ	1201	V SEC	IND	0.10	0.50	0.10	0.50	0-5	0
BAZ	768	V SEC?	F	0.10	0.50	0.10	0.50	0-5	0
BAZ	810	V SEC	F	0.94	0.00	0.94	0.00	0-5	0
BAZ	817	V SEC	F	0.87	7.63	0.87	7.63	5>	0
BAZ	837	V SEC?	F	0.10	0.50	0.10	0.50	0-5	0
BAZ	855	V SEC	F	0.10	0.50	0.10	0.50	0-5	0
BAZ	887	V SEC?	F	0.10	0.50	0.10	0.50	0-5	0
BAZ	892	V SEC	F	0.10	0.50	0.10	0.50	0-5	0
BAZ	922	V SEC?	F	0.10	0.50	0.10	0.50	0-5	0
BAZ	969	V SEC	F?	0.10	0.50	0.10	0.50	0-5	0
BAZ	997	V SEC	F?	0.10	3.56	0.10	3.56	0-5	0
BAZ	1191	V SEC	F	0.87	19.42	1.53	27.42	5>	0
BAZ	1228	V SEC	F	0.10	0.50	0.10	0.50	0-5	0
BAZ	1469	V SEC?	F	0.10	0.50	0.10	0.50	0-5	0
BAZ	1530	V SEC?	F	0.10	0.50	0.10	0.50	0-5	0
BAZ	1590	V SEC?	F?	0.10	0.50	0.10	0.50	0-5	0
BAZ	742	ROM	M						
BAZ	734	ROM	F						
BAZ	406	O-A	M	1.33	22.19	1.33	22.19	15-45	2
BAZ	407	O-A	M	0.55	20.65	0.55	20.65	15-45	2
BAZ	408	O-A	M	0.53	14.97	0.88	21.27	15-45	2
BAZ	411	O-A	M	3.57	77.93	4.61	96.82	45>	4
BAZ	417	O-A	M	3.80	65.93	4.85	84.82	45>	3
BAZ	423	O-A	M	0.50	26.43	0.50	26.43	15-45	1
BAZ	426	O-A	M	0.53	14.97	0.53	14.97	0-15	2
BAZ	428	O-A	M	0.45	15.06	0.45	15.06	15-45	1
BAZ	440	O-A	M	0.53	14.97	0.53	14.97	0-15	2

NECROPOLIS	Burial	PERIOD	SEX	RARITY INDEX	STATUS INDEX	RARITY INDX Br Ag	STATUS INDX BrAg	CATSTAT	WEAP #
BAZ	441	O-A	M	0.53	14.97	0.53	14.97	0-15	2
BAZ	444	O-A	M	5.77	67.35	6.82	86.23	45>	2
BAZ	536	O-A	M	1.91	27.19	2.26	33.49	15-45	2
BAZ	541	O-A	M	0.53	14.97	0.53	14.97	0-15	2
BAZ	560	O-A	M	1.24	27.29	1.24	27.29	15-45	2
BAZ	565	O-A	M	1.91	20.69	1.91	20.69	15-45	1
BAZ	579	O-A	M	0.92	8.27	0.92	8.27	0-15	0
BAZ	589	O-A	M?	0.11	28.41	0.11	28.41	15-45	0
BAZ	632	O-A	M	2.08	19.60	2.08	19.60	15-45	1
BAZ	633	O-A	M	0.43	9.38	0.43	9.38	0-15	1
BAZ	636	O-A	M	0.43	9.38	0.43	9.38	0-15	1
BAZ	659	O-A	M	2.62	21.61	2.62	21.61	15-45	1
BAZ	661	O-A	M	3.19	34.88	3.19	34.88	15-45	2
BAZ	670	O-A	M	0.10	4.11	0.10	4.11	0-15	0
BAZ	673	O-A	M	1.16	21.58	1.16	21.58	15-45	2
BAZ	682	O-A	M	1.26	14.90	1.26	14.90	0-15	2
BAZ	691	O-A	M	1.78	28.19	1.78	28.19	15-45	2
BAZ	692	O-A	M	3.75	59.10	4.10	65.39	45>	4
BAZ	698	O-A	M	0.43	9.38	0.43	9.38	0-15	1
BAZ	699	O-A	M	1.41	32.58	1.76	38.87	15-45	3
BAZ	735	O-A	M	0.63	14.70	0.63	14.70	0-15	1
BAZ	736	O-A	M	2.04	26.91	2.04	26.91	15-45	2
BAZ	740	O-A	M	1.31	26.99	1.31	26.99	15-45	2
BAZ	747	O-A	M	1.92	15.64	1.92	15.64	15-45	1
BAZ	772	O-A	M	2.13	39.88	2.13	39.88	15-45	2
BAZ	793	O-A	M	3.73	48.46	4.43	61.05	45>	2
BAZ	840	O-A	M	0.53	14.97	0.53	14.97	0-15	2
BAZ	842	O-A	M	2.06	28.25	2.40	34.55	15-45	2
BAZ	866	O-A	M	0.92	8.27	0.92	8.27	0-15	0
BAZ	868	O-A	M	0.14	15.48	0.14	15.48	15-45	0
BAZ	870	O-A	M	5.45	145.37	6.14	157.97	45>	3
BAZ	890	O-A	M	6.38	71.48	7.08	84.07	45>	3
BAZ	897	O-A	M?	1.09	9.11	1.09	9.11	0-15	1
BAZ	899	O-A	M	1.46	10.65	1.46	10.65	0-15	0
BAZ	912	O-A	M	1.34	21.89	1.69	28.18	15-45	2
BAZ	924	O-A	M	1.62	40.36	2.32	52.96	45>	0
BAZ	945	O-A	M	1.61	14.91	1.61	14.91	0-15	0
BAZ	976	O-A	M	1.34	21.89	1.69	28.18	15-45	2
BAZ	1014	O-A	M	2.36	33.94	2.71	40.23	15-45	1
BAZ	1016	O-A	M	1.45	24.72	1.80	31.02	15-45	3
BAZ	1031	O-A	M	2.64	32.28	3.10	38.96	15-45	0
BAZ	1038	O-A	M	1.14	19.27	1.14	19.27	15-45	0
BAZ	1112	O-A	M	2.13	23.33	2.47	29.62	15-45	1
BAZ	1119	O-A	M	0.72	10.72	1.07	17.02	15-45	0
BAZ	1145	O-A	M	0.53	14.97	0.53	14.97	0-15	2
BAZ	1204	O-A	M	0.12	9.79	0.12	9.79	0-15	0
BAZ	1205	O-A	M	0.55	20.65	0.55	20.65	15-45	2
BAZ	1206	O-A	M	0.20	9.70	0.20	9.70	0-15	1
BAZ	1223	O-A	M?	0.14	15.48	0.49	21.77	15-45	0
BAZ	1242	O-A	M	1.22	21.61	1.22	21.61	15-45	2
BAZ	1251	O-A	M	0.20	9.70	0.20	9.70	0-15	1
BAZ	1273	O-A	M?	0.12	9.79	0.12	9.79	0-15	0
BAZ	1325	O-A?	M	1.54	15.46	1.54	15.46	15-45	0
BAZ	1339	O-A	M	0.12	9.79	0.12	9.79	0-15	0
BAZ	1359	O-A	M	0.92	8.27	0.92	8.27	0-15	0
BAZ	1376	O-A	M	0.12	9.79	0.12	9.79	0-15	0
BAZ	1382	O-A?	M	0.10	4.11	0.10	4.11	0-15	0
BAZ	1423	O-A	M	0.22	15.38	0.22	15.38	15-45	1
BAZ	1426	O-A	M	1.74	17.00	2.09	23.30	15-45	0
BAZ	1512	O-A	M	1.18	27.26	1.53	33.56	15-45	2
BAZ	1515	O-A	M	1.29	21.30	1.29	21.30	15-45	2
BAZ	1520	O-A	M	3.12	41.90	3.12	41.90	15-45	2
BAZ	1521	O-A	M	0.53	14.97	0.53	14.97	0-15	2
BAZ	1522	O-A	M	3.69	63.17	4.39	75.77	45>	3
BAZ	1529	O-A	M	1.33	22.19	1.68	28.48	15-45	2
BAZ	1531	O-A	M	1.85	28.84	1.85	28.84	15-45	2
BAZ	1534	O-A	M	2.69	40.26	2.69	40.26	15-45	2
BAZ	1544	O-A	M	1.29	21.30	1.29	21.30	15-45	2
BAZ	1547	O-A	M	0.92	26.77	0.92	26.77	15-45	0

NECROPOLIS	Burial	PERIOD	SEX	RARITY INDEX	STATUS INDEX	RARITY INDX Br Ag	STATUS INDX BrAg	CATSTAT	WEAP #
BAZ	1549	O-A	M	1.76	36.99	1.76	36.99	15-45	5
BAZ	1557	O-A	M	2.22	62.61	2.22	62.61	45>	2
BAZ	1558	O-A	M	2.46	34.62	2.81	40.91	15-45	1
BAZ	1572	O-A	M	1.29	21.30	1.64	27.60	15-45	2
BAZ	1574	O-A	M	1.33	32.67	1.68	38.97	15-45	2
BAZ	1584	O-A	M	1.06	15.99	1.40	22.29	15-45	1
BAZ	1585	O-A	M	0.92	8.27	0.92	8.27	0-15	0
BAZ	1597	O-A	M	1.45	18.86	1.45	18.86	15-45	1
BAZ	625BIS	O-A_DIST	M						
BAZ	626A	O-A_DIST	M?						
BAZ	630B	O-A	M	4.18	53.06	5.22	71.95	45>	2
BAZ	672B	O-A	M?	3.46	46.07	4.51	64.96	45>	0
BAZ	386	O-A	F	2.35	36.47	2.35	36.47	30-60	0
BAZ	398	O-A	F	1.64	19.35	2.56	32.71	30-60	0
BAZ	455	O-A	F	0.60	30.21	0.60	30.21	30-60	0
BAZ	475	O-A	F	3.07	37.18	3.07	37.18	30-60	0
BAZ	502	O-A	F	1.00	19.08	1.92	32.44	30-60	0
BAZ	534	O-A	F	1.09	18.12	1.09	18.12	0-30	0
BAZ	554	O-A	F	2.59	47.60	3.05	54.28	30-60	0
BAZ	575	O-A	F?	0.50	24.16	0.96	30.84	30-60	0
BAZ	580	O-A	F	4.20	64.25	5.58	84.28	60-90	0
BAZ	600	O-A	F	2.69	44.21	2.69	44.21	30-60	0
BAZ	664	O-A	F	0.10	0.00	0.10	0.00	0-30	0
BAZ	666	O-A	F	1.82	10.31	1.82	10.31	0-30	0
BAZ	689	O-A	F	7.29	81.19	8.21	94.54	90>	0
BAZ	846	O-A	F	1.52	6.31	1.52	6.31	0-30	0
BAZ	873	O-A	F	0.60	30.21	0.60	30.21	30-60	0
BAZ	877	O-A	F	0.20	6.04	0.20	6.04	0-30	0
BAZ	913	O-A	F	1.92	14.31	1.92	14.31	0-30	0
BAZ	985	O-A	F	2.82	44.27	2.82	44.27	30-60	0
BAZ	1006	O-A	F	3.77	50.41	4.69	63.77	60-90	0
BAZ	1114	O-A	F	3.68	36.16	4.60	49.51	30-60	0
BAZ	1182	O-A	F	0.10	0.00	0.10	0.00	0-30	0
BAZ	1233	O-A	F	0.20	6.04	0.66	12.72	0-30	0
BAZ	1276	O-A	F	2.94	62.60	3.86	75.95	60-90	0
BAZ	1346	O-A	F	0.10	0.00	0.10	0.00	0-30	0
BAZ	1358	O-A	F	1.61	20.04	2.99	40.07	30-60	0
BAZ	1387	O-A	F	1.72	13.10	1.72	13.10	0-30	0
BAZ	1518	O-A	F?	0.60	30.21	1.98	50.24	30-60	0
BAZ	1537	O-A	F	1.28	17.33	2.66	37.36	30-60	0
BAZ	1543	O-A	F	1.94	25.28	1.94	25.28	0-30	0
BAZ	1562	O-A	F	1.09	18.12	1.09	18.12	0-30	0
BAZ	1589	O-A	F?	1.70	6.10	1.70	6.10	0-30	0
BAZ	1602	O-A	F?	1.01	6.10	1.01	6.10	0-30	0
BAZ	671B	O-A	F	0.20	6.04	0.20	6.04	0-30	0
BAZ	388	ELL	M	3.48	118.86	2.50	117.38	60-120	0
BAZ	467	ELL	M	0.83	50.43	0.83	53.35	0-60	0
BAZ	473	ELL	M	1.29	35.69	1.29	38.00	0-60	0
BAZ	495	ELL?	M	0.10	6.99	0.10	7.39	0-60	0
BAZ	497	ELL	M	0.68	30.42	0.68	32.19	0-60	0
BAZ	501	ELL	M	0.54	30.97	0.54	32.69	0-60	0
BAZ	515	ELL	M	3.64	143.24	3.63	151.84	120-180	0
BAZ	520	ELL	M	3.10	147.40	3.10	156.04	120-180	0
BAZ	543	ELL	M	8.17	240.81	8.17	257.99	180>	0
BAZ	555	ELL	M	2.63	106.94	2.63	112.75	60-120	0
BAZ	561	ELL	M	1.76	102.10	1.76	107.80	60-120	0
BAZ	566	ELL	M	3.82	151.38	4.45	175.12	120-180	0
BAZ	574	ELL	M	1.60	87.68	1.60	92.62	60-120	0
BAZ	578	ELL	M	1.86	26.88	1.86	28.71	0-60	0
BAZ	614	ELL_DIST	M						
BAZ	625	ELL	M	3.78	166.76	3.78	175.81	120-180	0
BAZ	651	ELL	M	2.00	104.67	2.00	110.42	60-120	0
BAZ	658	ELL	M	0.73	33.14	0.73	34.91	0-60	0
BAZ	669	ELL	M	3.15	125.93	3.15	132.66	120-180	0
BAZ	679	ELL_DIST	M						
BAZ	684	ELL	M	2.19	115.14	2.19	121.39	120-180	0
BAZ	686	ELL	M	1.34	48.05	1.97	65.92	60-120	0
BAZ	688	ELL	M	0.95	25.77	0.95	27.53	0-60	0
BAZ	782	ELL	M	1.78	71.22	1.78	75.03	60-120	0

NECROPOLIS	Burial	PERIOD	SEX	RARITY INDEX	STATUS INDEX	RARITY INDX Br Ag	STATUS INDX BrAg	CATSTAT	WEAP #
BAZ	788	ELL	M	3.18	92.96	3.18	97.37	60-120	0
BAZ	803	ELL	M	0.10	6.99	0.10	7.39	0-60	0
BAZ	804	ELL	M	0.10	6.99	0.10	7.39	0-60	0
BAZ	816	ELL	M	0.29	17.46	0.29	18.36	0-60	0
BAZ	858	ELL	M?	0.29	17.46	0.29	18.36	0-60	0
BAZ	900	ELL	M	1.75	72.44	1.74	76.77	60-120	0
BAZ	901	ELL	M	2.39	95.23	2.38	100.81	60-120	0
BAZ	909	ELL?	M	0.77	5.53	0.77	5.95	0-60	0
BAZ	954	ELL	M	0.45	27.85	0.45	29.57	0-60	0
BAZ	960	ELL	M	0.10	6.99	0.10	7.39	0-60	0
BAZ	964	ELL?	M	0.10	6.99	0.10	7.39	0-60	0
BAZ	967	ELL	M	3.89	139.75	5.15	177.70	120-180	0
BAZ	968	ELL	M?	1.00	34.78	1.00	37.33	0-60	0
BAZ	979	ELL	M	2.05	68.28	2.05	72.02	60-120	0
BAZ	1012	ELL	M	1.88	86.98	1.88	91.51	60-120	0
BAZ	1136	ELL	M	2.26	106.22	2.26	111.80	60-120	0
BAZ	1138	ELL	M	1.79	82.16	1.79	86.74	60-120	0
BAZ	1140	ELL	M	6.04	158.87	7.63	207.33	180>	0
BAZ	1152	ELL	M	4.65	136.76	4.65	143.30	120-180	0
BAZ	1157	ELL	M	7.45	205.64	7.44	217.28	180>	0
BAZ	1169	ELL	M?	4.16	97.18	4.15	102.38	60-120	0
BAZ	1172	ELL?	M	0.10	6.99	0.10	7.39	0-60	0
BAZ	1192	ELL	M	7.57	259.12	7.57	276.22	180>	0
BAZ	1210	ELL	M	2.86	100.03	2.86	104.87	60-120	0
BAZ	1211	ELL	M	2.06	79.22	2.06	83.73	60-120	0
BAZ	1243	ELL	M	1.84	97.83	1.84	103.46	60-120	0
BAZ	1265	ELL	M	0.50	30.57	0.50	32.29	0-60	0
BAZ	1367	ELL	M	4.43	151.72	4.42	161.04	120-180	0
BAZ	1378	ELL	M?	0.30	28.40	0.30	30.07	0-60	0
BAZ	1385	ELL	M?	0.10	6.99	0.10	7.39	0-60	0
BAZ	1388	ELL	M	2.00	116.20	2.00	122.78	120-180	0
BAZ	1393	ELL?	M	0.20	17.70	0.20	18.73	0-60	0
BAZ	1400	ELL	M	5.70	201.37	5.70	213.86	180>	0
BAZ	1407	ELL	M	2.07	87.77	2.07	92.72	60-120	0
BAZ	1415	ELL	M	1.54	45.85	1.54	48.84	0-60	0
BAZ	1419	ELL	M	1.75	89.46	1.75	94.44	60-120	0
BAZ	1422	ELL	M	1.13	61.66	1.13	65.07	60-120	0
BAZ	1433	ELL	M	2.08	72.23	2.08	76.74	60-120	0
BAZ	1436	ELL	M	3.51	110.37	3.51	117.74	60-120	0
BAZ	1437	ELL	M	4.49	163.98	4.49	173.92	120-180	0
BAZ	1440	ELL	M	2.52	115.78	2.52	121.99	120-180	0
BAZ	1441	ELL	M	0.94	42.90	0.94	45.35	0-60	0
BAZ	1453	ELL	M	0.93	59.49	0.93	62.85	60-120	0
BAZ	1461	ELL	M	0.64	38.32	0.64	40.54	0-60	0
BAZ	1463	ELL	M	0.77	5.53	0.77	5.95	0-60	0
BAZ	1466	ELL	M	2.49	122.96	2.49	129.81	120-180	0
BAZ	1470	ELL	M	0.73	39.73	0.73	42.01	0-60	0
BAZ	1473	ELL	M	4.17	151.25	4.80	174.51	120-180	0
BAZ	1477	ELL	M	2.99	135.09	2.99	142.56	120-180	0
BAZ	1478	ELL	M	3.50	132.66	3.50	140.10	120-180	0
BAZ	1482	ELL	M	1.28	26.41	1.28	28.13	0-60	0
BAZ	1495	ELL	M	5.58	169.53	5.58	179.87	120-180	0
BAZ	1500	ELL	M	3.43	144.52	3.43	152.62	120-180	0
BAZ	1506	ELL	M	8.85	263.76	8.85	280.70	180>	0
BAZ	1608	ELL	M	2.81	117.22	2.81	123.69	120-180	0
BAZ	1659	ELL	M	0.29	17.46	0.29	18.36	0-60	0
BAZ	1660	ELL	M	4.02	129.93	4.02	137.27	120-180	0
BAZ	1140B	ELL	M	6.04	158.87	7.63	207.33	180>	0
BAZ	396a	ELL	M	3.52	115.92	3.84	130.54	120-180	0
BAZ	470A	ELL	M	7.57	139.72	7.57	148.35	120-180	0
BAZ	940	ELL	IND	0.29	17.46	0.29	18.36	0-60	0
BAZ	1208	ELL	IND	1.89	94.56	1.89	99.73	60-120	0
BAZ	484	ELL	F	2.27	94.47	2.27	100.06	60-120	0
BAZ	496	ELL	F	0.29	17.46	0.29	18.36	0-60	0
BAZ	517	ELL	F?	3.79	123.38	3.79	131.69	120-180	0
BAZ	551	ELL	F	1.24	36.01	1.24	38.13	0-60	0
BAZ	591	ELL	F	0.35	17.15	0.35	18.23	0-60	0
BAZ	597	ELL	F	3.28	129.24	3.28	136.80	120-180	0
BAZ	617	ELL	F	1.06	22.53	1.06	23.67	0-60	0

NECROPOLIS	Burial	PERIOD	SEX	RARITY INDEX	STATUS INDEX	RARITY INDX Br Ag	STATUS INDX BrAg	CATSTAT	WEAP #
BAZ	628	ELL	F	0.60	27.30	0.60	29.07	0-60	0
BAZ	641	ELL	F	3.33	134.16	3.97	156.36	120-180	0
BAZ	650	ELL	F	4.23	141.98	4.86	165.62	120-180	0
BAZ	653	ELL	F	6.58	216.33	7.21	244.40	180>	0
BAZ	678	ELL	F	9.01	288.81	10.91	351.27	180>	0
BAZ	685	ELL	F	0.77	5.53	0.77	5.95	0-60	0
BAZ	687	ELL_DIST	F						
BAZ	770	ELL	F	9.59	239.57	10.85	286.06	180>	0
BAZ	777	ELL	F	0.45	27.85	0.45	29.57	0-60	0
BAZ	784	ELL	F	0.10	6.99	0.10	7.39	0-60	0
BAZ	800	ELL	F	3.68	127.90	4.32	151.07	120-180	0
BAZ	807	ELL	F	2.15	51.71	2.15	55.87	0-60	0
BAZ	820	ELL	F	3.87	125.41	3.53	139.25	120-180	0
BAZ	828	ELL	F?	6.12	208.18	8.66	280.14	180>	0
BAZ	914	ELL	F	0.10	6.99	0.10	7.39	0-60	0
BAZ	915	ELL	F	0.77	5.53	0.77	5.95	0-60	0
BAZ	944	ELL	F?	0.39	28.16	1.66	58.96	0-60	0
BAZ	962	ELL	F	0.10	6.99	0.10	7.39	0-60	0
BAZ	965	ELL	F	3.11	126.36	3.11	133.14	120-180	0
BAZ	1009	ELL	F?	1.05	25.54	1.68	41.79	0-60	0
BAZ	1033	ELL	F	2.28	87.89	2.91	107.58	60-120	0
BAZ	1121	ELL	F	2.96	95.39	3.59	116.72	60-120	0
BAZ	1128	ELL	F	4.58	154.07	7.74	238.25	180>	0
BAZ	1166	ELL	F	2.76	104.24	2.76	111.09	60-120	0
BAZ	1167	ELL	F	6.76	175.74	7.39	201.58	180>	0
BAZ	1250	ELL_DIST	F						
BAZ	1261	ELL	F	1.65	62.23	1.65	66.00	60-120	0
BAZ	1319	ELL	F	6.19	202.11	6.83	228.42	180>	0
BAZ	1341	ELL	F	4.39	154.90	4.39	163.84	120-180	0
BAZ	1357	ELL	F	7.32	215.92	7.95	245.61	180>	0
BAZ	1410	ELL	F	5.19	149.80	7.08	204.51	180>	0
BAZ	1427	ELL	F	4.31	161.84	4.31	171.47	120-180	0
BAZ	1431	ELL	F	4.34	142.19	4.97	165.96	120-180	0
BAZ	1443	ELL	F	3.92	150.85	4.56	174.36	120-180	0
BAZ	1444	ELL	F?	3.63	146.86	3.63	155.37	120-180	0
BAZ	1456	ELL	F	4.27	169.49	4.90	193.50	180>	0
BAZ	1467	ELL	F	2.15	50.70	2.78	69.26	60-120	0
BAZ	1474	ELL	F	4.39	148.13	5.02	171.76	120-180	0
BAZ	1475	ELL	F	1.63	95.94	1.63	101.32	60-120	0
BAZ	1479	ELL	F	1.93	89.64	1.93	94.95	60-120	0
BAZ	1483	ELL	F	3.99	155.01	3.99	164.00	120-180	0
BAZ	1488	ELL	F	7.91	240.98	8.55	271.56	180>	0
BAZ	1647	ELL	F	4.39	150.83	5.02	174.71	120-180	0
BAZ	1650	ELL	F	1.39	27.07	2.03	44.00	0-60	0
BAZ	1657	ELL	F	2.35	91.75	2.35	96.83	60-120	0
BAZ	1662	ELL	F	3.06	114.83	3.06	121.27	120-180	0
BAZ	396b	ELL	F	3.52	115.92	3.84	130.54	120-180	0
CAPE	257	O-A	M	1.24	25.41	1.24	25.41	15-45	0
CAPE	141	O-A	F	2.08	31.25	2.08	31.25	30-60	0
CAPE	171	O-A?	F	2.62	25.48	2.62	25.48	0-30	0
CAPE	108	IND	M						
CAPE	199	IND	M						
CAPE	202	IND	F						
CAPE	227	IND	F						
CAPE	248	IND	F						
CAPE	131	ELL	M	2.26	78.35	2.26	83.10	60-120	0
CAPE	143	ELL	M	2.10	70.97	2.10	74.96	60-120	0
CAPE	151	ELL	M	3.62	123.16	3.62	130.33	120-180	0
CAPE	168	ELL	M	5.13	191.20	5.76	217.36	180>	0
CAPE	175	ELL?	M			5.79	180.23	180>	0
CAPE	180	ELL	M	1.77	71.98	1.77	76.20	60-120	0
CAPE	216	ELL	M	5.00	137.49	5.00	146.75	120-180	0
CAPE	144	ELL	F	6.11	177.53	7.38	219.73	180>	0
CAPE	146	ELL	F	1.59	37.54	2.22	54.98	0-60	0
CAPE	172	ELL	F	2.26	81.35	2.26	86.17	60-120	0
CAPE	188	ELL	F	3.67	73.49	4.93	109.14	60-120	0
CAPE	190	ELL	F	5.03	194.63	5.66	221.12	180>	0
CB	3	ROM?	M?						
CB	10	O-A	M	1.16	9.31	1.16	9.31	0-15	1

NECROPOLIS	Burial	PERIOD	SEX	RARITY INDEX	STATUS INDEX	RARITY INDX Br Ag	STATUS INDX BrAg	CATSTAT	WEAP #
CB	33	O-A	M	0.42	20.70	0.42	20.70	15-45	1
CB	34	O-A	M	0.30	9.43	0.30	9.43	0-15	0
CB	38	O-A	M	1.12	20.00	1.12	20.00	15-45	1
CB	42	O-A	M	2.60	28.05	2.60	28.05	15-45	1
CB	44	O-A	M	2.65	27.14	2.65	27.14	15-45	1
CB	47	O-A	M	1.12	20.00	1.12	20.00	15-45	1
CB	71	O-A	M	2.33	34.51	2.67	40.81	15-45	3
CB	75	O-A	M	1.15	20.63	1.15	20.63	15-45	1
CB	77	O-A?	M?	0.86	20.45	0.86	20.45	15-45	0
CB	82	O-A	M	3.86	53.78	4.56	66.37	45>	3
CB	91	O-A	M	3.47	63.06	3.81	69.36	45>	5
CB	94	O-A	M	1.86	71.89	1.86	71.89	45>	8
CB	110	O-A	M	5.12	55.78	5.82	68.37	45>	2
CB	115	O-A	M	4.12	63.81	4.47	70.10	45>	4
CB	118	O-A	M?	1.71	17.51	1.71	17.51	15-45	0
CB	126	O-A	M	3.32	46.17	3.67	52.46	45>	3
CB	132	O-A	M	2.48	40.05	2.83	46.35	45>	1
CB	140	O-A	M	4.37	63.23	4.72	69.53	45>	5
CB	143	O-A	M	3.91	48.15	4.26	54.45	45>	4
CB	172	O-A?	M	2.73	33.31	2.74	33.31	15-45	0
CB	173	O-A	M	1.67	33.92	2.37	46.52	45>	1
CB	2	O-A	F	3.23	23.11	3.69	29.78	0-30	0
CB	27	O-A	F	2.27	19.62	2.73	26.30	0-30	0
CB	35	O-A	F	4.16	38.97	5.54	59.00	30-60	0
CB	39	O-A	F	1.42	17.70	1.42	17.70	0-30	0
CB	59	O-A	F	3.84	43.84	4.76	57.20	30-60	0
CB	88	O-A	F	2.23	18.81	2.23	18.81	0-30	0
CB	98	O-A	F	4.34	38.76	5.72	58.79	30-60	0
CB	103	O-A	F	5.16	58.13	6.54	78.16	60-90	0
CB	105	O-A	F	2.99	47.27	5.30	80.65	60-90	0
CB	171	O-A	F	2.90	46.16	3.82	59.52	30-60	0
CB	181	O-A	F	5.91	72.44	5.91	72.44	60-90	0
CB	193	O-A	F	1.54	13.31	2.46	26.66	0-30	0
CB	57B	O-A?	F?	0.30	9.43	0.30	9.43	0-30	0
CB	57A	IND	M						
CB	54A	IND	F?						
CB	32	ELL	M	3.41	118.55	3.41	125.77	120-180	0
CB	62	ELL	M	1.29	35.69	1.29	38.00	0-60	0
CB	76	ELL	M?	1.73	62.32	1.72	66.92	60-120	0
CB	84	ELL?	M	3.27	53.22	3.28	55.07	0-60	1
CB	123	ELL	M?	2.72	52.58	2.72	55.98	0-60	0
CB	164	ELL	M	2.73	62.79	1.82	66.43	60-120	0
CB	54B	ELL	M	3.46	63.69	3.47	66.05	60-120	1
CB	11	ELL	F?	2.86	74.32	3.49	94.32	60-120	0
CB	12	ELL	F	1.97	41.46	1.97	44.32	0-60	0
CB	50	ELL	F?	1.90	41.93	1.90	44.56	0-60	0
CB	67	ELL	F?	2.70	48.31	3.97	81.72	60-120	0
CB	111	ELL	F	1.94	53.62	1.94	57.36	0-60	0
CB	162	ELL	F	0.94	40.16	0.93	42.89	0-60	0
CINTU	17ROM	ROM	M						
CINTU	TR56_T10	ROM?	M						
CINTU	TR56_T3	ROM?	M						
CINTU	TR56_T1	ROM?	F						
CINTU	TR56_T8	ROM?	F						
CINTU	5	O-A	M	2.02	34.17	2.37	40.46	15-45	1
CINTU	14	O-A	M	2.48	37.27	2.83	43.57	15-45	1
CINTU	17	O-A	M	6.29	57.79	6.99	70.38	45>	2
CINTU	18	O-A	M	3.37	41.46	3.37	41.46	15-45	1
CINTU	19	O-A	M	1.44	23.09	1.79	29.39	15-45	2
CINTU	23	O-A	M	3.79	51.45	4.49	64.04	45>	2
CINTU	26	O-A	M	2.36	39.17	3.05	51.76	45>	3
CINTU	27	O-A	M	1.45	25.27	1.45	25.27	15-45	2
CINTU	34	O-A	M	2.52	33.87	3.22	46.46	45>	2
CINTU	53	O-A	M	0.99	11.14	0.99	11.14	0-15	0
CINTU	56	O-A	M	0.95	31.29	0.95	31.29	15-45	2
CINTU	74	O-A	M	2.11	39.88	2.11	39.88	15-45	1
CINTU	76	O-A	M	4.44	64.81	4.79	71.11	45>	1
CINTU	80	O-A	M	1.84	18.57	1.84	18.57	15-45	0
CINTU	97	O-A	M	2.65	38.42	2.65	38.42	15-45	0

NECROPOLIS	Burial	PERIOD	SEX	RARITY INDEX	STATUS INDEX	RARITY INDX Br Ag	STATUS INDX BrAg	CATSTAT	WEAP #
CINTU	105	O-A	M	0.96	11.88	0.96	11.88	0-15	1
CINTU	106	O-A	M	2.76	38.45	2.76	38.45	15-45	1
CINTU	108	O-A	M	2.60	33.85	2.60	33.85	15-45	1
CINTU	115	O-A	M	4.12	58.79	5.16	77.68	45>	2
CINTU	119	O-A	M	3.25	46.11	4.29	65.00	45>	2
CINTU	125	O-A	M	7.03	73.49	8.43	98.68	45>	2
CINTU	131	O-A	M	3.34	40.74	3.69	47.04	45>	1
CINTU	135	O-A	M	1.09	21.66	1.09	21.66	15-45	1
CINTU	136	O-A	M	3.34	56.60	3.69	62.90	45>	1
CINTU	137	O-A	M	3.26	37.35	3.26	37.35	15-45	1
CINTU	142	O-A	M	2.76	37.06	2.76	37.06	15-45	1
CINTU	143	O-A	M	3.73	53.29	4.08	59.58	45>	2
CINTU	156	O-A	M	1.44	21.61	1.79	27.91	15-45	1
CINTU	160	O-A	M	2.82	41.11	3.17	47.41	45>	2
CINTU	180	O-A	M	1.66	38.48	2.01	44.78	15-45	3
CINTU	184	O-A	M	0.85	31.56	0.85	31.56	15-45	3
CINTU	191	O-A	M	3.98	65.05	4.33	71.35	45>	4
CINTU	193	O-A	M	2.33	34.42	2.68	40.72	15-45	2
CINTU	195	O-A	M	3.82	44.45	3.82	44.45	15-45	3
CINTU	199	O-A	M?	2.03	25.48	2.03	25.48	15-45	0
CINTU	203	O-A	M	1.47	30.95	1.47	30.95	15-45	2
CINTU	205	O-A	M	1.45	18.86	1.45	18.86	15-45	1
CINTU	210	O-A	M	1.12	21.39	1.12	21.39	15-45	1
CINTU	212	O-A	M	2.26	32.18	2.60	38.48	15-45	2
CINTU	217	O-A	M	5.61	51.75	5.61	51.75	45>	0
CINTU	224	O-A	M	1.87	40.15	1.87	40.15	15-45	1
CINTU	238	O-A	M	1.93	32.90	1.93	32.90	15-45	1
CINTU	242	O-A	M	1.32	27.65	1.32	27.65	15-45	0
CINTU	254	O-A?	M	1.81	15.11	0.32	15.11	15-45	0
CINTU	257	O-A	M	0.32	26.64	1.81	26.64	15-45	1
CINTU	279	O-A?	M	2.37	29.35	2.37	29.35	15-45	0
CINTU	284	O-A?	M?	1.02	14.41	1.02	14.41	0-15	0
CINTU	290	O-A?	M	6.80	68.24	6.80	68.24	45>	0
CINTU	293	O-A	M	2.52	38.96	2.52	38.96	15-45	1
CINTU	298	O-A	M	3.79	70.49	4.49	83.08	45>	5
CINTU	300	O-A	M	6.15	92.25	6.50	98.54	45>	6
CINTU	319	O-A	M	2.72	44.28	2.72	44.28	15-45	1
CINTU	321	O-A	M	3.94	52.79	3.94	52.79	45>	1
CINTU	325	O-A	M	2.75	38.06	2.75	38.06	15-45	1
CINTU	ANAS_2	O-A	M	1.28	26.99	1.28	26.99	15-45	1
CINTU	9	O-A	F	1.23	30.48	1.23	30.48	30-60	0
CINTU	46	O-A	F	2.05	30.54	2.05	30.54	30-60	0
CINTU	100	O-A	F	4.54	45.29	5.46	58.64	30-60	0
CINTU	110	O-A	F	2.34	26.35	3.26	39.71	30-60	0
CINTU	128	O-A	F	4.00	62.48	4.92	75.83	60-90	0
CINTU	130	O-A	F	3.02	42.34	4.86	69.05	60-90	0
CINTU	133	O-A	F	4.20	40.32	4.66	47.00	30-60	0
CINTU	148	O-A	F	2.74	50.52	5.50	90.58	90>	0
CINTU	157	O-A	F	5.00	39.77	5.46	46.45	30-60	0
CINTU	167	O-A	F	2.95	37.69	3.42	44.37	30-60	0
CINTU	173	O-A	F	4.76	44.15	5.22	50.83	30-60	0
CINTU	177	O-A	F	1.23	30.48	3.08	57.18	30-60	0
CINTU	178	O-A	F	2.58	25.82	3.04	32.49	30-60	0
CINTU	192	O-A	F	4.92	121.83	5.38	128.51	90>	0
CINTU	198	O-A	F?	2.71	71.43	5.47	111.49	90>	0
CINTU	201	O-A	F	2.79	26.32	2.79	26.32	0-30	0
CINTU	207	O-A	F	2.81	77.47	6.95	137.56	90>	0
CINTU	209	O-A	F	4.43	79.70	9.03	146.46	90>	0
CINTU	211	O-A	F	3.95	39.46	5.34	59.49	30-60	0
CINTU	214	O-A	F	2.37	25.66	2.37	25.66	0-30	0
CINTU	215	O-A	F	1.95	25.89	1.95	25.89	0-30	0
CINTU	255	O-A	F	3.09	44.44	3.09	44.44	30-60	0
CINTU	296	O-A	F	4.25	58.63	6.55	92.01	90>	0
CINTU	297	O-A	F	5.16	76.66	7.92	116.72	90>	0
CINTU	301	O-A	F	3.59	51.29	4.05	57.97	30-60	0
CINTU	302	O-A	F	5.20	47.32	5.90	54.00	30-60	0
CINTU	303	O-A	F	3.34	51.48	5.66	64.83	60-90	0
CINTU	322	O-A	F	5.44	31.78	4.26	38.45	30-60	0
CINTU	ANAS_1	O-A	F	1.97	24.59	1.97	24.59	0-30	0

NECROPOLIS	Burial	PERIOD	SEX	RARITY INDEX	STATUS INDEX	RARITY INDX Br Ag	STATUS INDX BrAg	CATSTAT	WEAP #
CINTU	SS17_T10	IND	M						
CINTU	UNC 1	IND	M						
CINTU	UNC 2	IND	M						
CINTU	249b	IND	F						
CINTU	SS17_T11	IND	F						
CINTU	SS17_T12	IND	F						
CINTU	SS17_T13	IND	F						
CINTU	SS17_T13a	IND	F						
CINTU	SS17_T9	IND	F						
CINTU	36	ELL	M	1.54	93.13	1.54	98.84	60-120	0
CINTU	50	ELL	M	2.86	99.30	2.86	105.40	60-120	0
CINTU	70	ELL	M	0.45	27.85	0.45	29.57	0-60	0
CINTU	75	ELL	M	2.88	89.98	2.88	95.79	60-120	0
CINTU	78	ELL	M	2.56	48.59	2.56	51.89	0-60	0
CINTU	83	ELL	M	2.36	89.05	2.36	94.44	60-120	0
CINTU	89	ELL	M	3.23	112.72	3.23	119.44	60-120	0
CINTU	96	ELL	M	3.27	108.91	3.27	115.47	60-120	0
CINTU	98	ELL	M	3.70	110.56	3.70	117.64	60-120	0
CINTU	170	ELL	M	1.16	49.42	1.16	52.11	0-60	0
CINTU	175	ELL	M	3.03	66.03	3.04	68.46	60-120	1
CINTU	183	ELL	M	0.85	15.07	0.85	16.19	0-60	0
CINTU	188	ELL	M	2.01	66.68	2.01	68.69	60-120	1
CINTU	231	ELL	M	3.24	106.03	3.24	112.84	60-120	0
CINTU	241	ELL	M	3.12	115.37	3.12	122.00	120-180	0
CINTU	248	ELL	M	4.39	162.83	4.39	173.04	120-180	0
CINTU	249	ELL	M	2.85	112.40	2.85	118.97	60-120	0
CINTU	274	ELL	M	3.44	108.70	3.44	115.55	60-120	0
CINTU	277	ELL	M	1.07	49.65	1.07	52.48	0-60	0
CINTU	292	ELL	M	1.07	49.65	1.07	52.48	0-60	0
CINTU	309	ELL	M	4.12	89.08	4.13	92.87	60-120	1
CINTU	313	ELL	M	7.69	274.45	8.95	321.90	180>	0
CINTU	60	ELL	F	3.79	114.58	5.05	152.29	120-180	0
CINTU	67	ELL	F	6.17	177.57	8.07	233.58	180>	0
CINTU	68	ELL	F	1.20	35.93	1.20	38.37	0-60	0
CINTU	79	ELL	F	3.65	149.38	3.64	158.45	120-180	0
CINTU	81	ELL	F	2.61	110.14	2.61	116.99	60-120	0
CINTU	122	ELL	F	1.51	50.95	1.51	54.33	0-60	0
CINTU	138	ELL	F	2.24	73.42	2.87	93.12	60-120	0
CINTU	141	ELL	F	1.32	44.19	1.31	47.31	0-60	0
CINTU	204	ELL	F	2.88	74.55	4.15	108.81	60-120	0
CINTU	223	ELL	F	2.58	100.42	3.21	121.66	120-180	0
CINTU	233	ELL	F	3.60	137.82	4.23	161.36	120-180	0
CINTU	265	ELL	F	1.60	70.04	1.60	73.93	60-120	0
CINTU	267	ELL	F	2.36	69.73	2.99	89.10	60-120	0
CINTU	273	ELL	F	2.07	63.85	3.97	113.01	60-120	0
CINTU	276	ELL	F	3.43	114.70	3.43	122.65	120-180	0
CINTU	306	ELL	F	4.12	92.01	6.65	158.43	120-180	0
CINTU	312	ELL	F	4.69	102.79	5.32	125.99	120-180	0
CINTU	316	ELL	F	3.14	73.93	3.77	94.35	60-120	0
CR	3	O-A	M	2.09	26.83	2.44	33.12	15-45	2
CR	5	O-A	M	1.08	21.45	1.08	21.45	15-45	0
CR	15	O-A	M	1.04	20.09	1.04	20.09	15-45	0
CR	21	O-A	M	0.53	14.97	0.53	14.97	0-15	2
CR	23	O-A	M	1.48	24.54	1.48	24.54	15-45	1
CR	1	O-A	F	0.40	18.12	1.78	38.15	30-60	0
CR	2	O-A	F	2.10	30.27	3.94	56.97	30-60	0
CR	9	O-A	F	1.72	35.82	2.18	42.50	30-60	0
CR	11	O-A	F	1.94	25.28	2.40	31.96	30-60	0
CR	13	O-A	F	1.03	18.39	1.03	18.39	0-30	0
CR	19	O-A	F	2.59	17.60	3.06	24.28	0-30	0
CR	24	O-A	F	2.63	41.92	3.55	55.28	30-60	0
FOS	117	V SEC	M	0.71	3.25	0.69	3.28	0-5	0
FOS	134	V SEC	M	0.93	3.25	0.92	3.28	0-5	0
FOS	186	V SEC	M	0.20	2.86	0.20	3.01	0-5	1
FOS	207	V SEC	M	3.43	19.00	3.35	19.08	10>	0
FOS	246	V SEC	M	2.93	12.75	2.87	12.75	10>	0
FOS	275	V SEC	M	1.15	5.42	1.11	5.50	5-10	0
FOS	484	V SEC	M	0.10	0.90	0.10	0.93	0-5	0
FOS	405A	V SEC	M	1.21	7.43	1.16	7.55	5-10	0

NECROPOLIS	Burial	PERIOD	SEX	RARITY INDEX	STATUS INDEX	RARITY INDX Br Ag	STATUS INDX BrAg	CATSTAT	WEAP #
FOS	157	O-A	M	0.82	10.48	0.82	10.48	0-15	0
FOS	163	O-A	M	3.51	34.06	3.51	34.06	15-45	1
FOS	184	O-A	M	3.58	65.65	3.58	65.65	45>	3
FOS	197	O-A	M	3.17	38.87	3.17	38.87	15-45	1
FOS	215	O-A	M	2.75	40.97	2.75	40.97	15-45	3
FOS	222	O-A	M	1.15	15.75	1.15	15.75	15-45	1
FOS	255	O-A	M	2.57	26.30	2.57	26.30	15-45	1
FOS	270	O-A	M	3.63	59.51	3.98	65.81	45>	3
FOS	296	O-A	M	1.95	38.55	2.30	44.85	15-45	2
FOS	319	O-A	M	2.37	28.95	2.72	35.25	15-45	0
FOS	320	O-A	M	2.77	27.63	2.77	27.63	15-45	1
FOS	435	O-A	M	1.85	13.51	1.85	13.51	0-15	0
FOS	437	O-A	M	0.32	20.97	0.32	20.97	15-45	2
FOS	457	O-A	M	3.39	33.79	3.74	40.09	15-45	1
FOS	464	O-A	M	1.13	14.95	1.13	14.95	0-15	1
FOS	534	O-A	M	1.59	10.37	1.94	16.67	15-45	0
FOS	561	O-A	M	1.08	20.72	1.08	20.72	15-45	0
FOS	562	O-A	M	0.22	15.38	0.22	15.38	15-45	1
FOS	567	O-A	M?	0.32	15.11	0.32	15.11	15-45	0
FOS	572	O-A	M	1.57	28.33	2.27	40.93	15-45	0
FOS	405B	O-A	M	0.75	16.40	1.44	29.00	15-45	0
FOS	520ridA	O-A	M	2.27	34.85	2.97	47.44	45>	1
FOS	159	O-A	F	5.37	68.86	5.37	68.86	60-90	0
FOS	208	O-A	F	6.24	89.60	7.63	109.63	90>	0
FOS	301	O-A	F?	5.83	59.54	6.29	66.22	60-90	0
FOS	344	O-A	F	2.99	38.40	2.99	38.40	30-60	0
FOS	524	O-A	F	6.44	55.31	8.28	82.02	60-90	0
FOS	556	O-A	F	0.93	12.35	0.93	12.35	0-15	0
FOS	182	IND	M						
FOS	323	IND	F?						
FOS	76	ELL	M?	1.94	39.07	1.93	42.56	0-60	0
FOS	110	ELL	M	3.35	123.04	3.35	129.92	120-180	0
FOS	140	ELL	M	1.02	15.68	1.02	16.79	0-60	0
FOS	201	ELL	M	2.57	40.84	3.21	58.82	0-60	0
FOS	213	ELL	M	1.58	45.57	2.21	63.40	60-120	0
FOS	235	ELL	M	2.19	35.09	2.19	37.53	0-60	0
FOS	328	ELL	M	4.02	109.52	4.02	115.62	60-120	0
FOS	333	ELL	M	4.79	165.59	4.79	174.29	120-180	0
FOS	370	ELL	M	4.41	171.15	4.41	180.46	180>	0
FOS	401	ELL	M	5.19	174.47	5.19	185.19	180>	0
FOS	402	ELL	M	2.96	67.31	2.96	72.08	60-120	0
FOS	407	ELL	M	0.96	15.99	0.96	16.92	0-60	0
FOS	418	ELL	M	1.96	34.23	1.96	36.56	0-60	0
FOS	432	ELL	M	5.05	194.68	5.05	205.75	180>	0
FOS	447	ELL	M	3.10	67.23	3.73	87.36	60-120	0
FOS	469	ELL	M	6.44	215.03	7.70	258.39	180>	0
FOS	488	ELL	M	3.95	115.78	5.21	154.10	120-180	0
FOS	491	ELL	M	2.06	25.61	2.06	27.94	0-60	0
FOS	503	ELL	M	5.96	169.41	5.95	180.02	180>	0
FOS	504	ELL	M	4.31	166.53	4.31	175.78	120-180	0
FOS	505	ELL	M	3.99	131.72	3.99	139.17	120-180	0
FOS	516	ELL	M	5.34	155.69	6.40	190.52	180>	0
FOS	518	ELL	M	3.25	129.05	3.25	136.31	120-180	0
FOS	520	ELL	M	7.36	237.64	7.99	268.30	180>	0
FOS	542	ELL	M	4.42	170.64	4.42	179.95	120-180	0
FOS	124C	ELL	M?	5.38	155.09	5.63	171.58	120-180	0
FOS	124E	ELL	M	5.38	155.09	5.63	171.58	120-180	0
FOS	2A	ELL	M	5.32	172.37	6.22	204.46	180>	0
FOS	330C	ELL	M	5.98	149.27	6.93	176.22	120-180	0
FOS	330D	ELL	M	5.98	149.27	6.93	176.22	120-180	0
FOS	330E	ELL	M	5.98	149.27	6.93	176.22	120-180	0
FOS	430A	ELL	M	4.13	114.36	4.44	130.12	120-180	0
FOS	430D	ELL	M	4.13	114.36	4.44	130.12	120-180	0
FOS	516ridA	ELL	M	5.34	155.69	6.40	190.52	180>	0
FOS	63B	ELL	M	6.50	196.97	7.35	229.48	180>	0
FOS	85	ELL	F	0.64	18.99	0.64	20.57	0-60	0
FOS	122	ELL	F	0.35	17.15	0.35	18.23	0-60	0
FOS	204	ELL	F	1.63	37.48	1.63	39.70	0-60	0
FOS	220	ELL	F	3.04	63.23	3.67	83.01	60-120	0

NECROPOLIS	Burial	PERIOD	SEX	RARITY INDEX	STATUS INDEX	RARITY INDX Br Ag	STATUS INDX BrAg	CATSTAT	WEAP #
FOS	223	ELL	F	2.91	63.28	3.55	82.77	60-120	0
FOS	225	ELL	F	1.86	52.48	2.49	71.17	60-120	0
FOS	252	ELL	F	5.77	103.84	7.66	157.40	120-180	0
FOS	265	ELL	F	2.94	57.30	3.57	76.84	60-120	0
FOS	279	ELL	F	4.96	79.86	5.59	101.75	60-120	0
FOS	288	ELL	F	1.99	30.35	1.99	33.01	0-60	0
FOS	351	ELL	F	2.39	41.53	3.66	74.76	60-120	0
FOS	381	ELL	F	2.21	44.38	2.84	62.03	60-120	0
FOS	410	ELL	F	2.11	70.26	2.11	74.39	60-120	0
FOS	417	ELL	F	1.09	47.60	1.09	50.75	0-60	0
FOS	427	ELL	F	4.29	146.92	4.93	170.38	120-180	0
FOS	431	ELL	F	2.72	103.76	3.36	124.89	120-180	0
FOS	544	ELL	F	0.54	27.61	0.54	29.20	0-60	0
FOS	124A	ELL	F	5.38	155.09	5.63	171.58	120-180	0
FOS	124B	ELL	F	5.38	155.09	5.63	171.58	120-180	0
FOS	124D	ELL	F	5.38	155.09	5.63	171.58	120-180	0
FOS	330B	ELL	F	5.98	149.27	6.93	176.22	120-180	0
FOS	430B	ELL	F	4.13	114.36	4.44	130.12	120-180	0
FOS	430C	ELL	F	4.13	114.36	4.44	130.12	120-180	0
FOS	516ridB	ELL	F?	5.34	155.69	6.40	190.52	180>	0
FOS	520ridB	ELL	F	7.36	237.64	7.99	268.30	180>	0
FOS	63A	ELL	F	6.50	196.97	7.35	229.48	180>	0
FOS	63C	ELL	F	6.50	196.97	7.35	229.48	180>	0
NAV	8	ROM?	M						
NAV	1B	ELL	M	8.12	263.62	8.74	295.93	180>	0
NAV	4	ELL	F	8.12	263.62	8.74	295.93	180>	0
PELT	134	O-A	F	8.02	90.38	9.40	110.41	90>	0
PELT	111	ELL	M	7.11	222.47	7.74	251.21	180>	0
PELT	112	ELL	M	5.71	195.79	8.25	266.81	180>	0
PELT	114	ELL	M	2.72	118.14	3.35	139.60	120-180	0
PELT	133	ELL	M	2.02	75.43	2.02	80.02	60-120	0
PELT	113	ELL	F	2.22	107.72	2.22	113.88	60-120	0
PELT	130	ELL	F	3.17	126.17	3.80	148.78	120-180	0
PELT	132	ELL	F	2.32	82.23	2.32	86.92	60-120	0
POG	12	O-A	M	0.30	9.43	0.30	9.43	0-15	0
POG	13	O-A?	M?	0.83	17.19	0.83	17.19	15-45	0
POG	15	O-A	M	4.13	59.24	5.53	84.42	45>	3
POG	25	O-A	M	0.53	14.97	0.53	14.97	0-15	2
POG	29	O-A	M	2.22	31.10	2.56	37.40	15-45	2
POG	11	O-A?	F	0.20	6.04	0.20	6.04	0-30	0
POG	41	O-A?	F	0.80	7.00	0.80	7.00	0-30	0
POG	56	IND	M						
POG	85	IND	M						
POG	87	IND	M						
POG	90	IND	M						
POG	99	IND	M						
POG	107	IND	M						
POG	121	IND	M						
POG	126	IND	M						
POG	131	IND	M						
POG	133	IND	M						
POG	139	IND	M						
POG	141	IND	M						
POG	153	IND	M						
POG	182	IND	M						
POG	186	IND	M?						
POG	204	IND	M						
POG	207	IND	M						
POG	208	IND	M						
POG	209	IND	M						
POG	213	IND	M						
POG	51 or 55	IND	M						
POG	54	IND	IND						
POG	61	IND	IND						
POG	91	IND	IND						
POG	102	IND	IND						
POG	122	IND	IND						
POG	152	IND	IND						
POG	36	IND	F						

NECROPOLIS	Burial	PERIOD	SEX	RARITY INDEX	STATUS INDEX	RARITY INDX Br Ag	STATUS INDX BrAg	CATSTAT	WEAP #
POG	89	IND	F						
POG	94	IND	F						
POG	95	IND	F						
POG	97	IND	F						
POG	101	IND	F						
POG	110	IND	F						
POG	117	IND	F						
POG	123	IND	F						
POG	125	IND	F						
POG	159	IND	F						
POG	184	IND	F						
POG	219	IND	F						
POG	221	IND	F						
POG	115 or 145	IND	F						
POG	44	ELL	M	0.69	32.75	0.69	33.76	0-60	0
POG	37	ELL	F	1.31	17.53	1.94	34.51	0-60	0

Appendix 34 – Calculation of the Status Index for the Orientalizing-Archaic male

sample. **Phase 1** – List of grave goods and number of items for grave and category.

Abbreviations as in the title page of Appendix 1, in addition:

Grave goods categories, see Chapter 5.5.2.

B0: Burial type: simple pit;

B1: Burial type: pit with stones;

B2: Burial type: pit with stone slabs cover;

B3: Burial type: pit with niche;

B4: Burial type: tumulus;

AXE: Battle axe.

BRBA: Bronze cauldron;

BANQ: Banqueting items for personal use;

BRBE: Bronze belt;

BRCO: Bronze drinking containers;

BODY: Instruments for the care of the body;

DRES: Brooches, studs and dress pins;

DRVS: Drinking vessels for personal use;

COK: Items to cook and grill;

HERC: Hercules club;

ORN: Ornaments: rings, necklaces, etc.;

SHO: Studded boots;

SKI: Skiing instruments;

SPPO: Spear points;

FCO: Food containers;

FCB: Big food containers (*dolium*);

SW: Swords and daggers;

SYM: Symposium equipment to serve multiple people in a banquet;

WOL: Wool weaving and spinning equipment;

BRAG: Bronze or silver items in the above categories.

Burial	Necropolis	Sex	B0	B1	B2	B3	B4	AXE	ERBA	BANQ	ERBE	BRCO	BODY	DRES	DRVS	COK	HERC	ORN	SHO	SKI	SPPO	FCO	FCB	SW	SYM	WOL	BRAG	Objects For Grave (Nbk)
5	BAR	M				1																1						1
13	BAR	M	1							1				1							1	1		1	1			6
14	BAR	M				1				1			1								1	1		1			1	5
16	BAR	M	1							1											1	1						3
21	BAR	M	1											2	1							1		1				5
23	BAR	M				1				1				2							1	1						5
29	BAR	M	1							1				1		1		2			1			1			1	7
30	BAR	M	1									1				1						1			1		1	4
31	BAR	M	1																1		1						1	2
32	BAR	M	1												1									1				2
38	BAR	M		1									1								1	1		1				4
39	BAR	M				1													1	1	1			1	2		1	6
40	BAR	M							1				1	1				1			1	1		1	1		1	8
42	BAR	M				1			1					1			1	3				2		2			2	10
47	BAR	M				1				1				1								1			1			4
49	BAR	M				1							1	1								1			1		1	4
52	BAR	M				1				1												1						2
54	BAR	M				1								1	1							1						3
64	BAR	M	1										1	1							1	1		1	1			6
68	BAR	M	1																			1						1
70	BAR	M				1				1			1									1		1				4
74	BAR	M				1				1												1		1				3
81	BAR	M				1				1			1									1		1	1			5
87	BAR	M	1												1									1			1	2
90	BAR	M	1										1		1						1							3
97	BAR	M	1										1	2	1						1	1						6
113	BAR	M	1							1				1							1	1			1			5
114	BAR	M	1											1		1						1						3
115	BAR	M	1											2	1							1						4
121	BAR	M	1							1				1								1						4
128	BAR	M	1																			1						2
626A	BAZ	M?																										0

Burial	Necropolis	Sex	B0	B1	B2	B3	B4	AXE	BRBA	BANQ	BRBE	BRCO	BODY	DRESS	DRVES	COOK	HERC	ORN	SHO	SKI	SPPO	FCO	FCB	SW	SYM	WOOL	BRAG	Objects For Grave (Nhk)
625BIS	BAZ	M																										0
1325	BAZ	M	1												1									1				2
1382	BAZ	M	1																									0
589	BAZ	M?												5														5
1223	BAZ	M?	1											2												1		2
1273	BAZ	M?	1											1														1
672B	BAZ	M?	1							1				2				4								3		7
406	BAZ	M	1																1		1			1				3
407	BAZ	M	1											1							1			1				3
408	BAZ	M	1																		1			1		1		2
411	BAZ	M	1											5			1	3			2			1		3		12
417	BAZ	M	1											2			1	3			1	2		1		3		10
423	BAZ	M	1											3							1			1				4
426	BAZ	M	1																		1			1				2
428	BAZ	M	1											1										1				2
440	BAZ	M	1																		1			1				2
441	BAZ	M	1																		1			1				2
444	BAZ	M	1													1		3	1		1	1	1	1		3		10
536	BAZ	M		1										1				1			1			1		1		4
541	BAZ	M	1																		1			1				2
560	BAZ	M	1											1		1					1			1				4
565	BAZ	M	1										1		1									1				3
579	BAZ	M	1							1																		1
632	BAZ	M		1											1							1		1				3
633	BAZ	M	1																					1				1
636	BAZ	M	1																					1				1
659	BAZ	M		1											1						1		1					3
661	BAZ	M					1				1		1	1							1			1				5
670	BAZ	M	1																									0
673	BAZ	M	1															1			1			1				3
682	BAZ	M		1																	1			1				2
691	BAZ	M	1															2			1			1				4

Burial	Necropolis	Sex	B0	B1	B2	B3	B4	AXE	ERBA	BANQ	ERBE	BRCO	BODY	DRESS	DRVES	COOK	HERC	ORN	SHO	SKI	SPPO	FCO	FCB	SW	SYM	WOOL	BRAG	Objects For Grave (Nbk)
692	BAZ	M	1															1	1	1	2	2		2			1	9
698	BAZ	M	1																					1				1
699	BAZ	M	1										1	1							2			1			1	5
735	BAZ	M	1																			1		1				2
736	BAZ	M		1									1	1							1			1				4
740	BAZ	M	1										1	1							1			1				4
747	BAZ	M		1									1											1				2
772	BAZ	M	1										1	2					1		1			1				6
793	BAZ	M				1			1					1		1			1		1	1		1			2	7
840	BAZ	M	1																		1			1				2
842	BAZ	M	1						1												1			1	1		1	4
866	BAZ	M	1							1																		1
868	BAZ	M	1											2														2
870	BAZ	M			1								1	14				3	1		2	1		1			2	23
890	BAZ	M	1						1						1	3					2			1	3		2	11
897	BAZ	M?	1					1																				1
899	BAZ	M		1														1										1
912	BAZ	M	1						1												1			1			1	3
924	BAZ	M	1						1					4				1									2	6
945	BAZ	M	1							1						1												2
976	BAZ	M	1						1												1			1			1	3
1014	BAZ	M		1									1	2				1			1						1	5
1016	BAZ	M	1							1											2			1			1	4
1031	BAZ	M	1																									Same as 1030 double burial
1038	BAZ	M	1							1				1									1					3
1112	BAZ	M				1			1														1				1	3
1119	BAZ	M	1															1									1	1
1145	BAZ	M	1																		1							2
1204	BAZ	M	1											1														1
1205	BAZ	M	1											1							1							3
1206	BAZ	M	1																		1							1
1242	BAZ	M	1													1					1							3

Burial	Necropolis	Sex	B0	B1	B2	B3	B4	AXE	BRBA	BANQ	BRBE	BRCO	BODY	DRESS	DRVES	COOK	HERC	ORN	SHO	SKI	SPPO	FCO	FCB	SW	SYM	WOOL	BRAG	Objects For Grave (Nhk)
1251	BAZ	M	1																		1							1
1339	BAZ	M	1											1														1
1359	BAZ	M	1							1																		1
1376	BAZ	M	1											1														1
1423	BAZ	M	1											1							1							2
1426	BAZ	M			1								1														1	1
1512	BAZ	M	1										1	1				1			1			1		1		4
1515	BAZ	M	1										1								1			1				3
1520	BAZ	M	1										1		2						1	2	1					7
1521	BAZ	M	1																		1		1					2
1522	BAZ	M	1										2	3				2			1		2				2	10
1529	BAZ	M	1																1		1		1				1	3
1531	BAZ	M	1										1						1		2							4
1534	BAZ	M	1										1	1		2					1		1					6
1544	BAZ	M	1										1								1		1					3
1547	BAZ	M		1										4														4
1549	BAZ	M		1																	4	1		1				6
1557	BAZ	M	1										1	6							1		1					10
1558	BAZ	M	1										1	1				2					1				1	5
1572	BAZ	M	1										1								1		1				1	3
1574	BAZ	M	1										1	2							1		1				1	5
1584	BAZ	M	1															1						1			1	2
1585	BAZ	M	1							1																		1
1597	BAZ	M	1							1												1		1				3
630B	BAZ	M		1									1	2		1		1	1		1		1				3	8
257	CAPE	M	1											1	1							2						4
77	CB	M?	1											2	1													3
57B	CB	M?	1																			1						1
118	CB	M?				1																1			1			2
10	CB	M		1																				1				1
33	CB	M	1											1							1	1						3
34	CB	M	1																			1						1

Burial	Necropolis	Sex	B0	B1	B2	B3	B4	AXE	BRBA	BANQ	BRBE	BRCO	BODY	DRESS	DRVES	COOK	HERC	ORN	SHO	SKI	SPPO	FCO	FCB	SW	SYM	WOOL	BRAG	Objects For Grave (Nhh)	
38	CB	M	1												1						1	1						3	
42	CB	M	1												1						1		1		1			4	
44	CB	M		1											1				1		1	1						4	
47	CB	M	1												1						1	1						3	
71	CB	M				1			1												2	1		1		1		5	
75	CB	M		1									1	1							1	1						3	
82	CB	M				1			1					1					1		2	1		1		2		8	
91	CB	M				1			1					1							4	2		1	1		1	10	
94	CB	M	1											2							8	1			1			12	
110	CB	M				1			1								2		1		1	1		1		2		8	
115	CB	M				1			1				1	1							3	2		1	1		1	10	
126	CB	M	1						1												2	1	1	1		1		7	
132	CB	M	1											1				1			1	1			2	1	1	6	
140	CB	M			1				1					1			1			1	3						1	8	
143	CB	M				1			1												3		1	1	1		1	7	
172	CB	M	1												1				1			2			1			5	
173	CB	M	1											1				2			1	1				2		5	
254	CINTU	M	1											1								1						2	
279	CINTU	M	1														3					1						4	
284	CINTU	M	1												1							1						2	
290	CINTU	M				1							2	1	1	4			1			1						10	
199	CINTU	M?	1											1								1			1	1		4	
5	CINTU	M	1															1	1		1	2				1		5	
14	CINTU	M	1											1	2			1			1	1					1	6	
17	CINTU	M		1				1					1		1	3		1			1	1					2	9	
18	CINTU	M	1							1				1	2	1					1	1						7	
19	CINTU	M							1												1	1		1			1	4	
23	CINTU	M	1						1					1	1				1		1	1		1	1		2	8	
26	CINTU	M	1						1												2	1		1	1		2	6	
27	CINTU	M	1												1						1	1		1				4	
34	CINTU	M	1						1			1									1	1		1			2	5	
53	CINTU	M					1															1						1	1

Burial	Necropolis	Sex	B0	B1	B2	B3	B4	AXE	BRBA	BANQ	BRBE	BRCO	BODY	DRESS	DRVES	COOK	HERC	ORN	SHO	SKI	SPPO	FCO	FCB	SW	SYM	WOOL	BRAG	Objects For Grave (Nhhk)
56	CINTU	M	1											1							1	2		1				5
74	CINTU	M	1											1		1			1		1	2						6
76	CINTU	M	1										1	1	1	3			1		1	3				1	10	
80	CINTU	M	1							1					1							1						3
97	CINTU	M	1											1	1	1						2			1			6
105	CINTU	M																1						1				2
106	CINTU	M	1							1				1					1		1	1			1			6
108	CINTU	M	1												1	1			1		1	1						5
115	CINTU	M	1								1			1		2			1		1	2		1			3	9
119	CINTU	M	1						1										1		1	2		1	1		3	7
125	CINTU	M	1						1			1	1								1	1	1	1	1		4	11
131	CINTU	M	1						1						1			1	1			1				1	1	6
135	CINTU	M	1													1					1	1						3
136	CINTU	M					1			1				4				1			1	1			1		1	9
137	CINTU	M				1								1	3						1	1						6
142	CINTU	M	1							1				1	1				1		1	1						6
143	CINTU	M				1							1	2					1		1	1	1	1	1		1	8
156	CINTU	M	1						1													1		1			1	3
160	CINTU	M	1						1										1		2	1			1		1	6
180	CINTU	M	1						1					1							2	1		1			1	6
184	CINTU	M	1											1							2	1		1				5
191	CINTU	M				1			1					2					1		3	1		1	1		1	10
193	CINTU	M	1						1										1		1	1		1		1	1	5
195	CINTU	M				1				1			1								2	1		1	1			7
203	CINTU	M	1											1	1						1	1		1				5
205	CINTU	M	1							1												1		1				3
210	CINTU	M	1																		1	1			1			3
212	CINTU	M	1						1						1						1	1					1	5
217	CINTU	M				1							1		1				1	1		1						7
224	CINTU	M				1								3							1	1			1			6
238	CINTU	M	1											1					1		1	1						5
242	CINTU	M	1											1					1			2						4

Burial	Necropolis	Sex	B0	B1	B2	B3	B4	AXE	BRBA	BANQ	BRBE	BRCO	BODY	DRESS	DRVES	COOK	HERC	ORN	SHO	SKI	SPPO	FCO	FCB	SW	SYM	WOOL	BRAG	Objects For Grave (Nhh)
257	CINTU	M	1												1	1					1	1						4
293	CINTU	M	1											1	1	2					1	1						6
298	CINTU	M	1						1					2		1			1		4			1			2	11
300	CINTU	M	1						1				1	1		1	1			1	4	2		1	1		1	14
319	CINTU	M	1											1	1	2					1	2						7
321	CINTU	M	1											1	1	2			1		1	1						8
325	CINTU	M	1												1						1	2			2			6
ANAS_2	CINTU	M	1											1				1			1	1		1				4
3	CR	M	1															1			1	1		1			1	4
5	CR	M	1										1	1								1						3
15	CR	M	1											1	1							1						3
21	CR	M	1																		1		1					2
23	CR	M	1							1				1								1	1					4
157	FOS	M	1																						1			1
163	FOS	M	1							1					1		1					1			1			5
184	FOS	M	1											5			1	2			1		1					10
197	FOS	M	1											2	1			2					1					6
215	FOS	M				1								1		1					2		1	1	1			6
222	FOS	M	1																				1	1				2
255	FOS	M	1												1						1	1			1			4
270	FOS	M				1							1	3		1				1	2		1				1	9
296	FOS	M												3				1			1		1				1	6
319	FOS	M							1					2		1											1	4
320	FOS	M														1						1		1	1			4
435	FOS	M								1												1						2
437	FOS	M	1											1							2							3
457	FOS	M				1				1								2				1		1			1	5
464	FOS	M																			1	1						2
534	FOS	M											1														1	1
561	FOS	M												2								1						3
562	FOS	M	1											1							1							2
567	FOS	M	1											1								1						2

Burial	Necropolis	Sex	B0	B1	B2	B3	B4	AXE	BRBA	BANQ	BRBE	BRCO	BODY	DRESS	DRVES	COOK	HERC	ORN	SHO	SKI	SPPO	FCO	FCB	SW	SYM	WOOL	BRAG	Objects For Grave (Nhk)
572	FOS	M	1											1				2				1					2	4
405B	FOS	M	1											1				1									2	2
12	POG	M	1																			1						1
13	POG	M				1								2														2
15	POG	M	1						1									4			2	1		1			4	9
25	POG	M	1																		1			1				2
29	POG	M	1						1					1			1							1			1	4
520rdA	FOS	M	1															3			1	1					2	5
Number of graves with item K			161	27	3	34	1	2	35	32	2	3	42	107	46	36	8	41	37	5	135	125	6	118	46	1	81	

Appendix 35 – Calculation of the Status Index for the Orientalizing-Archaic male

sample. **Phase 2** – Calculation of the Coefficient of Status.

Abbreviations as in the title page of Appendix 1 and 34, in addition:

$N(hk)/N(k)$: When item belonging to a K category is present, the corresponding cell contains the value obtained by dividing the number of object present in the grave by the number of graves on with the K item is present.

$CS(K)=\sum(h)[N(hk)/N(k)]$: Coefficient of Status of the K category, sum of the values calculated above.

N(hk)/N(k)																											
Burial	Necropolis	Sex	B0	B1	B2	B3	B4	AXE	BRBA	BANQ	BRBE	BRCO	BODY	DRESS	DRVS	COK	HERC	ORN	SHO	SKI	SPPO	FCO	FCB	SW	SYM	WOL	BRAG
5	BAR	M				0.03																0.01					
13	BAR	M	0.04							0.19				0.06								0.04	0.05	0.05	0.13		
14	BAR	M				0.15				0.16			0.12									0.04	0.04	0.04			0.06
16	BAR	M	0.02							0.09												0.02	0.02				
21	BAR	M	0.03											0.05	0.11							0.04	0.04	0.04			
23	BAR	M				0.15				0.16				0.05								0.04	0.04				
29	BAR	M	0.04							0.22		1.33		0.07		0.19		0.17			0.05		0.06				0.09
30	BAR	M	0.02													0.11					0.03				0.09	0.05	
31	BAR	M	0.01																0.05		0.01					0.02	
32	BAR	M	0.01										0.10		0.04									0.02			
38	BAR	M		0.15																	0.03	0.03		0.03			
39	BAR	M				0.18													0.16	1.20	0.04			0.05	0.13		0.07
40	BAR	M							0.23				0.19	0.07				0.20			0.06	0.06		0.07	0.17	0.10	
42	BAR	M				0.29			0.29					0.09			1.25	0.24				0.08		0.08			0.12
47	BAR	M				0.12				0.13				0.04								0.03			0.09		
49	BAR	M				0.12							0.10	0.04							0.03	0.03			0.09	0.05	
52	BAR	M				0.06				0.06												0.02					
54	BAR	M				0.09								0.03	0.07							0.02					
64	BAR	M	0.04										0.14	0.06							0.04	0.05		0.05	0.13		
68	BAR	M	0.01																			0.01					
70	BAR	M				0.12				0.13			0.10									0.03		0.03			
74	BAR	M				0.09				0.09												0.02		0.03			
81	BAR	M				0.15				0.16			0.12									0.04		0.04	0.11		
87	BAR	M	0.01												0.04									0.02		0.02	
90	BAR	M	0.02										0.07		0.07						0.02						
97	BAR	M	0.04										0.14	0.06	0.13						0.04	0.05					
113	BAR	M	0.03							0.16				0.05							0.04	0.04			0.11		
114	BAR	M	0.02											0.03		0.08						0.02					
115	BAR	M	0.02											0.04	0.09							0.03					
121	BAR	M	0.02							0.13				0.04		0.11						0.03					
128	BAR	M	0.01											0.04		0.06						0.02					
626A	BAZ	M?																									

N(hk)/N(k)																											
Burial	Necropolis	Sex	B0	B1	B2	B3	B4	AXE	BRBA	BANQ	BRBE	BRCO	BODY	DRESS	DRVES	COOK	HERC	ORN	SHO	SKI	SPPO	FCO	FCB	SW	SYM	WOOL	BRAG
625BIS	BAZ	M																									
1325	BAZ	M	0.01												0.04									0.04			
1382	BAZ	M	0.00																								
589	BAZ	M?												0.05													
1223	BAZ	M?	0.01											0.02													0.02
1273	BAZ	M?	0.01											0.01													
672B	BAZ	M?	0.04							0.22				0.07				0.17									0.09
406	BAZ	M	0.02																0.08		0.02		0.03				
407	BAZ	M	0.02											0.03							0.02		0.03				
408	BAZ	M	0.01																		0.01		0.02				0.02
411	BAZ	M	0.07											0.11			1.50	0.29			0.09		0.10				0.15
417	BAZ	M	0.06											0.09			1.25	0.24			0.07	0.08		0.08			0.12
423	BAZ	M	0.02											0.04										0.03			
426	BAZ	M	0.01																		0.01			0.02			
428	BAZ	M	0.01											0.02										0.02			
440	BAZ	M	0.01																		0.01			0.02			
441	BAZ	M	0.01																		0.01			0.02			
444	BAZ	M	0.06																		0.01			0.02			
536	BAZ	M	0.15											0.04		0.28		0.24	0.27		0.07	0.08	1.67	0.08	0.22		0.12
541	BAZ	M	0.01															0.10			0.03			0.03			0.05
560	BAZ	M	0.02											0.04							0.03			0.02			
565	BAZ	M	0.02										0.07			0.11					0.03			0.03			
579	BAZ	M	0.01							0.03														0.03			
632	BAZ	M	0.11																			0.02		0.03			
633	BAZ	M	0.01																					0.01			
636	BAZ	M	0.01																					0.01			
659	BAZ	M	0.11												0.07						0.02		0.50				
661	BAZ	M					5.00						0.12	0.05							0.04			0.04			
670	BAZ	M	0.00																								
673	BAZ	M	0.02															0.07			0.02			0.03			
682	BAZ	M		0.07																	0.01			0.02			
691	BAZ	M	0.02															0.10			0.03			0.03			

N(hk)/N(k)																											
Burial	Necropolis	Sex	B0	B1	B2	B3	B4	AXE	BRBA	BANQ	BRBE	BRCO	BODY	DRESS	DRVES	COOK	HERC	ORN	SHO	SKI	SPPO	FCO	FCB	SW	SYM	WOOL	BRAG
692	BAZ	M	0.06															0.22	0.24	1.80	0.07	0.07		0.08			0.11
698	BAZ	M	0.01																					0.01			
699	BAZ	M	0.03										0.12	0.05							0.04			0.04			0.06
735	BAZ	M	0.01																			0.02		0.02			
736	BAZ	M		0.15									0.10	0.04							0.03			0.03			
740	BAZ	M	0.02										0.10	0.04							0.03			0.03			
747	BAZ	M		0.07									0.05											0.02			
772	BAZ	M	0.04										0.14	0.06					0.16		0.04			0.05			
793	BAZ	M				0.21			0.20					0.07		0.19			0.19		0.05	0.06		0.06			0.09
840	BAZ	M	0.01																		0.01			0.02			
842	BAZ	M	0.02						0.11												0.03			0.03			0.05
866	BAZ	M	0.01							0.03																	
868	BAZ	M	0.01											0.02													
870	BAZ	M			7.67								0.55	0.22				0.56	0.62		0.17	0.18		0.19			0.28
890	BAZ	M	0.07						0.31						0.24	0.31					0.08			0.09	0.24		0.14
897	BAZ	M?	0.01					0.50																			
899	BAZ	M		0.04														0.02									
912	BAZ	M	0.02						0.09												0.02			0.03			0.04
924	BAZ	M	0.04						0.17					0.06				0.15									0.07
945	BAZ	M	0.01							0.06						0.06											
976	BAZ	M	0.02						0.09												0.02			0.03			0.04
1014	BAZ	M		0.19									0.12	0.05				0.12			0.04					0.06	
1016	BAZ	M	0.02							0.13											0.03			0.03			0.05
1031	BAZ	M																									
1038	BAZ	M	0.02							0.09				0.03								0.02					
1112	BAZ	M			0.09				0.09													0.02					0.04
1119	BAZ	M	0.01															0.02									0.01
1145	BAZ	M	0.01																		0.01			0.02			
1204	BAZ	M	0.01											0.01													
1205	BAZ	M	0.02											0.03							0.02			0.03			
1206	BAZ	M	0.01																		0.01						
1242	BAZ	M	0.02													0.08					0.02			0.03			

N(hk)/N(k)																											
Burial	Necropolis	Sex	B0	B1	B2	B3	B4	AXE	BRBA	BANQ	BRBE	BRCO	BODY	DRESS	DRVES	COOK	HERC	ORN	SHO	SKI	SPTO	FCO	FCB	SW	SYM	WOOL	BRAG
1251	BAZ	M	0.01																		0.01						
1339	BAZ	M	0.01											0.01													
1359	BAZ	M	0.01							0.03																	
1376	BAZ	M	0.01											0.01													
1423	BAZ	M	0.01											0.02							0.01						
1426	BAZ	M		0.33									0.02														0.01
1512	BAZ	M	0.02											0.04				0.10			0.03		0.03				0.05
1515	BAZ	M	0.02										0.07								0.02		0.03				
1520	BAZ	M	0.04										0.17		0.15						0.05	0.06		0.06			
1521	BAZ	M	0.01																		0.01			0.02			
1522	BAZ	M	0.06										0.24	0.09				0.24			0.07			0.08			0.12
1529	BAZ	M	0.02																0.08		0.02			0.03			0.04
1531	BAZ	M	0.02										0.10						0.11		0.03						
1534	BAZ	M	0.04										0.14	0.06		0.17					0.04			0.05			
1544	BAZ	M	0.02										0.07								0.02			0.03			
1547	BAZ	M		0.15										0.04													
1549	BAZ	M		0.22																	0.04	0.05		0.05			
1557	BAZ	M	0.06										0.24	0.09					0.27		0.07			0.08			
1558	BAZ	M	0.03										0.12	0.05				0.12						0.04			0.06
1572	BAZ	M	0.02										0.07								0.02			0.03			0.04
1574	BAZ	M	0.03										0.12	0.05							0.04			0.04			0.06
1584	BAZ	M	0.01															0.05						0.02			0.02
1585	BAZ	M	0.01							0.03																	
1597	BAZ	M	0.02							0.09												0.02		0.03			
630B	BAZ	M		0.30									0.19	0.07		0.22		0.20	0.22		0.06			0.07			0.10
257	CAPE	M	0.02											0.04	0.09							0.03					
77	CB	M?	0.02											0.03	0.07												
57B	CB	M?	0.01																			0.01					
118	CB	M?			0.06																	0.02			0.04		
10	CB	M		0.04																							
33	CB	M	0.02											0.03							0.02	0.02		0.01			
34	CB	M	0.01																			0.01					

N(hk)/N(k)																											
Burial	Necropolis	Sex	B0	B1	B2	B3	B4	AXE	BRBA	BANQ	BRBE	BRCO	BODY	DRESS	DRVES	COOK	HERC	ORN	SHO	SKI	SPPO	FCO	FCB	SW	SYM	WOOL	BRAG
38	CB	M	0.02												0.07						0.02	0.02					
42	CB	M	0.02												0.09						0.03		0.67		0.09		
44	CB	M		0.15											0.09				0.11		0.03	0.03					
47	CB	M	0.02												0.07						0.02	0.02					
71	CB	M				0.15			0.14												0.04	0.04		0.04			0.06
75	CB	M		0.11										0.03							0.02	0.02					
82	CB	M				0.24			0.23					0.07				0.22			0.06	0.06		0.07	0.17		0.10
91	CB	M				0.29			0.29					0.09							0.07	0.08		0.08	0.22		0.12
94	CB	M	0.07											0.11							0.09	0.10			0.26		
110	CB	M				0.24			0.23							0.22			0.22		0.06	0.06		0.07	0.17		0.10
115	CB	M				0.29			0.29				0.24	0.09							0.07	0.08		0.08	0.22		0.12
126	CB	M	0.04						0.20												0.05	0.06	1.17	0.06	0.15		0.09
132	CB	M	0.04											0.06				0.15			0.04	0.05			0.13		0.07
140	CB	M			2.67				0.23					0.07			1.00			1.60	0.06			0.07			0.10
143	CB	M				0.21			0.20												0.05		1.17	0.06	0.15		0.09
172	CB	M	0.03												0.11				0.14			0.04			0.11		
173	CB	M	0.03											0.05				0.12			0.04	0.04					0.06
254	CINTU	M	0.01											0.02								0.02					
279	CINTU	M	0.02													0.11						0.03					
284	CINTU	M	0.01												0.04							0.02					
290	CINTU	M				0.29							0.24	0.09	0.22	0.28			0.27								
199	CINTU	M?	0.02											0.04								0.03			0.09	4.00	
5	CINTU	M	0.03															0.12	0.14		0.04	0.04					0.06
14	CINTU	M	0.04											0.06	0.13			0.15			0.04	0.05					0.07
17	CINTU	M		0.33				4.50					0.21		0.20	0.25		0.22			0.07	0.07					0.11
18	CINTU	M	0.04							0.22				0.07	0.15	0.19					0.05	0.06					
19	CINTU	M							0.11												0.03	0.03		0.03			0.05
23	CINTU	M	0.05						0.23					0.07	0.17				0.22		0.06	0.06		0.07	0.17		0.10
26	CINTU	M	0.04						0.17												0.04	0.05		0.05	0.13		0.07
27	CINTU	M	0.02												0.09						0.03	0.03		0.03			
34	CINTU	M	0.03						0.14			1.67									0.04	0.04		0.04			0.06
53	CINTU	M				0.03																0.01					

N(hk)/N(k)																											
Burial	Necropolis	Sex	B0	B1	B2	B3	B4	AXE	BRBA	BANQ	BRBE	BRCO	BODY	DRESS	DRVES	COOK	HERC	ORN	SHO	SKI	SPPO	FCO	FCB	SW	SYM	WOOL	BRAG
56	CINTU	M	0.03											0.05							0.04	0.04		0.04			
74	CINTU	M	0.04											0.06		0.17			0.16		0.04	0.05					
76	CINTU	M	0.06										0.24	0.09		0.28			0.27		0.07	0.08					0.12
80	CINTU	M	0.02							0.09					0.07							0.02					
97	CINTU	M	0.04											0.06	0.13	0.17						0.05			0.13		
105	CINTU	M																0.05						0.02			
106	CINTU	M	0.04							0.19				0.06					0.16		0.04	0.05			0.13		
108	CINTU	M	0.03												0.11	0.14			0.14		0.04	0.04					
115	CINTU	M	0.06								4.50			0.08		0.25			0.24		0.07	0.07		0.08			0.11
119	CINTU	M	0.04						0.20										0.19		0.05	0.06		0.06	0.15		0.09
125	CINTU	M	0.07						0.31			3.67	0.26			0.31					0.08	0.09	1.83	0.09	0.24		0.14
131	CINTU	M	0.04						0.17						0.13			0.15	0.16		0.04	0.05					0.07
135	CINTU	M	0.02													0.08					0.02	0.02					
136	CINTU	M				0.26				0.28				0.08				0.22			0.07	0.07			0.20		0.11
137	CINTU	M				0.18								0.06	0.13						0.04	0.05					
142	CINTU	M	0.04							0.19				0.06	0.13				0.16		0.04	0.05					
143	CINTU	M			0.24								0.19	0.07					0.22		0.06	0.06		0.07	0.17		0.10
156	CINTU	M	0.02						0.09													0.02		0.03			0.04
160	CINTU	M	0.04						0.17										0.16		0.04	0.05			0.13		0.07
180	CINTU	M	0.04						0.17					0.06							0.04	0.05		0.05			0.07
184	CINTU	M	0.03											0.05							0.04	0.04		0.04			
191	CINTU	M				0.29			0.29					0.09					0.27		0.07	0.08		0.08	0.22		0.12
193	CINTU	M	0.03						0.14										0.14		0.04	0.04		0.04			0.06
195	CINTU	M				0.21				0.22			0.17								0.05	0.06		0.06	0.15		
203	CINTU	M	0.03											0.05	0.11						0.04	0.04		0.04			
205	CINTU	M	0.02							0.09												0.02		0.03			
210	CINTU	M	0.02																		0.02	0.02			0.07		
212	CINTU	M	0.03						0.14						0.11						0.04	0.04		0.04			0.06
217	CINTU	M				0.21							0.17		0.15	0.19			0.19	1.40		0.06					
224	CINTU	M				0.18								0.06							0.04	0.05			0.13		
238	CINTU	M	0.03											0.05	0.11				0.14		0.04	0.04					
242	CINTU	M	0.02											0.04					0.11			0.03					

N(hk)/N(k)																												
Burial	Necropolis	Sex	B0	B1	B2	B3	B4	AXE	BRBA	BANQ	BRBE	BRCO	BODY	DRESS	DRVES	COOK	HERC	ORN	SHO	SKI	SPPO	FCO	FCB	SW	SYM	WOOL	BRAG	
257	CINTU	M	0.02												0.09	0.11					0.03	0.03						
293	CINTU	M	0.04											0.06	0.13	0.17					0.04	0.05						
298	CINTU	M	0.07						0.31					0.10		0.31		0.27	0.30		0.08			0.09				
300	CINTU	M	0.09						0.40				0.33	0.13		0.39	1.75			2.80	0.10	0.11		0.12	0.30		0.14	
319	CINTU	M	0.04											0.07	0.15	0.19					0.05	0.06					0.17	
321	CINTU	M	0.05											0.07	0.17	0.22		0.20	0.22		0.06	0.06						
325	CINTU	M	0.04												0.13						0.04	0.05			0.13			
ANAS_2	CINTU	M	0.02											0.04				0.10				0.03		0.03				
3	CR	M		0.15														0.10				0.03		0.03			0.05	
5	CR	M	0.02										0.07	0.03				0.10				0.02						
15	CR	M	0.02											0.03	0.07							0.02						
21	CR	M	0.01																		0.01			0.02				
23	CR	M	0.02							0.13				0.04								0.03		0.03				
157	FOS	M	0.01																						0.02			
163	FOS	M	0.03							0.16					0.11		0.63					0.04				0.11		
184	FOS	M		0.37										0.09			1.25	0.24			0.07			0.08				
197	FOS	M	0.22											0.06	0.13			0.15						0.05				
215	FOS	M				0.18								0.06		0.17					0.04			0.05	0.13			
222	FOS	M	0.01																					0.02	0.04			
255	FOS	M		0.15											0.09						0.03	0.03			0.09			
270	FOS	M				0.26							0.21	0.08		0.25			0.24		0.07		0.08			0.11		
296	FOS	M	0.22											0.06				0.15			0.04			0.05			0.07	
319	FOS	M	0.15						0.11					0.04		0.11											0.05	
320	FOS	M	0.15													0.11						0.03		0.03	0.09			
435	FOS	M		0.07						0.06												0.02						
437	FOS	M	0.02											0.03							0.02							
457	FOS	M				0.15				0.16								0.12				0.04		0.04			0.06	
464	FOS	M		0.07																	0.01	0.02						
534	FOS	M		0.04									0.02									0.02						
561	FOS	M		0.11										0.03								0.02					0.01	
562	FOS	M	0.01											0.02														
567	FOS	M	0.01											0.02								0.02						

N(hk)/N(k)																											
Burial	Necropolis	Sex	B0	B1	B2	B3	B4	AXE	BRBA	BANQ	BRBE	BRCO	BODY	DRESS	DRVES	COOK	HERC	ORN	SHO	SKI	SPPO	FCO	FCB	SW	SYM	WOOL	BRAG
572	FOS	M	0.02											0.04				0.10				0.03					0.05
405B	FOS	M	0.01											0.02				0.05									0.02
12	POG	M	0.01																			0.01					
13	POG	M				0.06								0.02													
15	POG	M	0.06						0.26									0.22			0.07	0.07		0.08			0.11
25	POG	M	0.01																		0.01			0.02			
29	POG	M	0.02						0.11					0.04			0.50							0.03			0.05
520ridA	FOS	M	0.03															0.12			0.04	0.04				0.06	
Coefficient of status for K CS(K)=SUM(h)[N(hk)/N(k)]			4.11	4.04	10.67	5.82	5.00	5.00	6.91	4.16	7.00	6.67	6.33	5.68	4.98	6.64	9.13	6.61	7.22	8.80	5.59	5.32	7.00	5.27	6.37	4.00	6.30

Appendix 36 – Calculation of the Status Index for the Orientalizing-Archaic male

sample. **Phase 3** – Obtaining the Status Index

Abbreviations as in the title page of Appendix 1 and 34, in addition:

$N(K) * Cs(K)$: Number of items in K category times its Coefficient of Status.

Status Index $\sum [N(K) * Cs(K)]$: Summation of the above value for all the K categories that are present in the burial.

SI NO WEAP: Status Index without taking into account weapons.

		Number of items in K category times its Coefficient of Status N(K)*C ₀ (K)																												
Buri al	Necrop ois	Sex	B0	B1	B2	B3	B4	AXE	BRBA	BANQ	BRB E	BRC O	BODY	DRES	DRV S	COK	HE RC	ORN	SHO	SKI	SPPO	FCO	FCB	SW	SYM	WOL	BRA G	Status Index SUM [N(K)* C ₀ (K)]		
5	BAR	M				5.82																5.32						11.14	5.35	
13	BAR	M	4.11							4.16				5.68							5.59	5.32		5.27	6.37			36.50	21.57	
14	BAR	M				5.82				4.16		6.33									5.59	5.32		5.27			6.30	38.79	22.25	
16	BAR	M	4.11							4.16											5.59	5.32						19.18	9.50	
21	BAR	M	4.11											11.37	4.98							5.32		5.27				31.04	21.69	
23	BAR	M				5.82				4.16				11.37							5.59	5.32						32.26	20.99	
29	BAR	M	4.11							4.16				5.68		6.64		13.22			5.59			5.27			6.30	50.97	36.04	
30	BAR	M	4.11									6.67				6.64						5.32			6.37		6.30	35.40	31.32	
31	BAR	M	4.11																7.22		5.59					6.30	23.21	13.53		
32	BAR	M	4.11												4.98								5.27					14.36	4.99	
38	BAR	M		4.04								6.33									5.59	5.32		5.27				26.55	11.80	
39	BAR	M				5.82													7.22	8.80	5.59		5.27	12.74		6.30	51.74	35.23		
40	BAR	M							6.91			6.33		5.68				6.61			5.59	5.32		5.27	6.37		6.30	54.39	43.53	
42	BAR	M				5.82			6.91				5.68				9.13	19.83				10.64		10.54			12.59	81.15	55.95	
47	BAR	M				5.82				4.16			5.68									5.32			6.37			27.35	21.65	
49	BAR	M				5.82							6.33	5.68								5.32			6.37		6.30	35.82	30.12	
52	BAR	M				5.82				4.16												5.32						15.30	9.54	
54	BAR	M				5.82							5.68	4.98								5.32						21.80	16.07	
64	BAR	M	4.11									6.33	5.68								5.59	5.32		5.27	6.37			38.68	23.74	
68	BAR	M	4.11																			5.32						9.43	5.33	
70	BAR	M				5.82				4.16		6.33										5.32		5.27				26.90	15.93	
74	BAR	M				5.82				4.16												5.32		5.27				20.57	9.57	
81	BAR	M				5.82				4.16		6.33										5.32		5.27	6.37			33.27	22.33	
87	BAR	M	4.11												4.98												6.30	20.65	11.29	
90	BAR	M	4.11									6.33			4.98						5.59							21.01	11.33	
97	BAR	M	4.11									6.33	11.37	4.98							5.59	5.32						37.70	28.03	
113	BAR	M	4.11							4.16			5.68								5.59	5.32			6.37			31.23	21.56	
114	BAR	M	4.11										5.68			6.64						5.32						21.75	17.66	
115	BAR	M	4.11												4.98							5.32						25.77	21.69	
121	BAR	M	4.11							4.16				5.68			6.64					5.32						25.91	21.82	
128	BAR	M	4.11													6.64						5.32						16.07	11.97	

N(K)*Cs(K)																													
Burial	Necropolis	Sex	B0	B1	B2	B3	B4	A X E	B R B A	BAN Q	BRBE	BR CO	BODY	DRESS	DRVES	COOK	HERC	ORN	SHO	SKI	SPO	FCO	FCB	SW	SYM	W O L	BRAG	Status Index SUM [N(K)*Cs(K)]	SI NO WEAP
626A	BAZ	M?																											
625BIS	BAZ	M																											
1325	BAZ	M	4.11												4.98										6.37			15.46	15.46
1382	BAZ	M	4.11																									4.11	4.11
589	BAZ	M?												28.41														28.41	28.41
1223	BAZ	M?	4.11											11.37													6.30	21.77	21.77
1273	BAZ	M?	4.11											5.68														9.79	9.79
672B	BAZ	M?	4.11							4.16				11.37				26.44									18.89	64.96	64.96
406	BAZ	M	4.11																7.22					5.27				22.19	11.33
407	BAZ	M	4.11											5.68										5.27				20.65	9.79
408	BAZ	M	4.11																					5.27			6.30	21.27	10.41
411	BAZ	M	4.11											28.41										5.27			18.89	96.82	71.24
417	BAZ	M	4.11											11.37				19.83					10.64	5.27			18.89	84.82	64.83
423	BAZ	M	4.11											17.05										5.27				26.43	21.16
426	BAZ	M	4.11																					5.27				14.97	4.11
428	BAZ	M	4.11											5.68										5.27				15.06	9.79
440	BAZ	M	4.11																					5.27				14.97	4.11
441	BAZ	M	4.11																					5.27				14.97	4.11
444	BAZ	M	4.11																					5.27				14.97	4.11
536	BAZ	M		4.04												6.64		19.83	7.22				5.32	7.00	6.37		18.89	86.23	75.37
541	BAZ	M	4.11											5.68				6.61						5.27			6.30	33.49	22.63
560	BAZ	M	4.11																					5.27				14.97	4.11
565	BAZ	M	4.11											5.68										5.27				27.29	16.43
579	BAZ	M	4.11										6.33		4.98									5.27				20.69	15.42
632	BAZ	M		4.04						4.16																		8.27	8.27
633	BAZ	M	4.11												4.98							5.32		5.27				19.60	14.33
636	BAZ	M	4.11																					5.27				9.38	4.11
659	BAZ	M		4.04																								9.38	4.11
661	BAZ	M					5.00					7.00	6.33	5.68		4.98							7.00					21.61	16.01
670	BAZ	M	4.11																					5.27				34.88	24.02
673	BAZ	M	4.11															6.61										4.11	4.11
																								5.27				21.58	10.72

N(K)*Cs(K)																													
Buri al	Necrop ois	Se x	B0	B1	B2	B3	B4	AXE	BRBA	BANQ	B R B E	B R B O	BOD Y	DRE SS	DRV ES	COOK	HER C	ORN	SHO	SKI	SPPO	FCO	FCB	SW	SYM	WOOL	BRAG	Status Index SUM [N(K)* Cs(K)]	SI NO WEAP
682	BAZ	M		4.04																	5.59		5.27					14.90	4.04
691	BAZ	M	4.11															13.22			5.59		5.27					28.19	17.33
692	BAZ	M	4.11															6.61	7.22	8.80	11.18	10.64		10.54			6.30	65.39	43.67
698	BAZ	M	4.11																		11.18		5.27					9.38	4.11
699	BAZ	M	4.11										6.33	5.68									5.27				6.30	38.87	22.42
735	BAZ	M	4.11																			5.32	5.27					14.70	9.43
736	BAZ	M		4.04									6.33	5.68							5.59		5.27					26.91	16.05
740	BAZ	M	4.11										6.33	5.68							5.59		5.27					26.99	16.13
747	BAZ	M		4.04									6.33										5.27					15.64	10.37
772	BAZ	M	4.11										6.33	11.37					7.22		5.59		5.27					39.88	29.02
793	BAZ	M				5.82			6.91					5.68		6.64			7.22		5.59	5.32	5.27				12.59	61.05	50.19
840	BAZ	M	4.11																		5.59		5.27					14.97	4.11
842	BAZ	M	4.11						6.91												5.59		5.27	6.37			6.30	34.55	23.69
866	BAZ	M	4.11							4.16																		8.27	8.27
868	BAZ	M	4.11											11.37														15.48	15.48
870	BAZ	M			10.67							6.33	79.56					19.83	7.22		11.18	5.32	5.27				12.59	157.97	141.51
890	BAZ	M	4.11						6.91						4.98	19.92					11.18		5.27	19.11			12.59	84.07	67.62
897	BAZ ?	4.11						5.00																				9.11	4.11
899	BAZ	M		4.04														6.61										10.65	10.65
912	BAZ	M	4.11						6.91												5.59		5.27				6.30	28.18	17.32
924	BAZ	M	4.11						6.91					22.73				6.61									12.59	52.96	52.96
945	BAZ	M	4.11							4.16						6.64												14.91	14.91
976	BAZ	M	4.11						6.91												5.59		5.27				6.30	28.18	17.32
1014	BAZ	M		4.04								6.33	11.37					6.61			5.59						6.30	40.23	34.64
1016	BAZ	M	4.11							4.16											11.18		5.27				6.30	31.02	14.56
1031	BAZ	M																										32.28	32.28
1038	BAZ	M	4.11							4.16				5.68								5.32						19.27	19.27
1112	BAZ	M				5.82			6.91													5.32	5.27				6.30	29.62	24.35
1119	BAZ	M	4.11															6.61									6.30	17.02	17.02
1145	BAZ	M	4.11																		5.59		5.27					14.97	4.11
1204	BAZ	M	4.11											5.68														9.79	9.79

N(K)*C8(K)																														
Buri al	Ner opoli s	Se x	B0	B1	B2	B3	B4	AX E	B R B A	BAN Q	BRB E	BRC O	BOD Y	DRESS	DRV ES	COO K	HER C	ORN	SHO	SKI	SPPO	FCO	FCB	SW	SYM	WOOL	BRA G	Status Index SUM [N(K)* C8(K)]	SINO WEAP	
1205	BAZ	M	4.11											5.68							5.59		5.27					20.65	9.79	
1206	BAZ	M	4.11																		5.59							9.70	4.11	
1242	BAZ	M	4.11														6.64				5.59		5.27					21.61	10.75	
1251	BAZ	M	4.11																		5.59							9.70	4.11	
1339	BAZ	M	4.11											5.68														9.79	9.79	
1359	BAZ	M	4.11							4.16																		8.27	8.27	
1376	BAZ	M	4.11											5.68														9.79	9.79	
1423	BAZ	M	4.11											5.68							5.59							15.38	9.79	
1426	BAZ	M			10.67								6.33								5.59						6.30	23.30	23.30	
1512	BAZ	M	4.11											5.68				6.61			5.59		5.27				6.30	33.56	22.70	
1515	BAZ	M	4.11										6.33								5.59		5.27				21.30	10.44		
1520	BAZ	M	4.11										6.33		9.96					5.59	10.64	5.27					41.90	31.04		
1521	BAZ	M	4.11																	5.59		5.27					14.97	4.11		
1522	BAZ	M	4.11										12.67	17.05				13.22			5.59		10.54				12.59	75.77	59.64	
1529	BAZ	M	4.11																7.22		5.59		5.27				6.30	28.48	17.62	
1531	BAZ	M	4.11										6.33						7.22		11.18							28.84	17.66	
1534	BAZ	M	4.11										6.33	5.68		13.28					5.59		5.27					40.26	29.40	
1544	BAZ	M	4.11										6.33								5.59		5.27					21.30	10.44	
1547	BAZ	M		4.04										22.73														26.77	26.77	
1549	BAZ	M		4.04																	22.36	5.32	5.27					36.99	9.36	
1557	BAZ	M	4.11										6.33	34.10					7.22		5.59		5.27					62.61	51.75	
1558	BAZ	M	4.11										6.33	5.68				13.22					5.27				6.30	40.91	35.64	
1572	BAZ	M	4.11										6.33								5.59		5.27				6.30	27.60	16.74	
1574	BAZ	M	4.11										6.33	11.37							5.59		5.27				6.30	38.97	28.10	
1584	BAZ	M	4.11															6.61					5.27				6.30	22.29	17.02	
1585	BAZ	M	4.11							4.16																		8.27	8.27	
1597	BAZ	M	4.11							4.16												5.32	5.27					18.86	13.59	
630B	BAZ	M		4.04									6.33	11.37		6.64		6.61	7.22		5.59		5.27				18.89	71.95	61.09	
257	CAP E	M	4.11											5.68	4.98							10.64						25.41	25.41	
77	CB	M ?	4.11											11.37	4.98													20.45	20.45	
57B	CB	M ?	4.11																			5.32						9.43	9.43	

N(K)*Cs(K)																													
Buri al	Necrop olis	Sex	B0	B1	B2	B3	B4	AXE	BRBA	BA NQ	B R B E	B R C O	BOD Y	DRE SS	DRVES	COO K	HER C	ORN	SHO	SKI	SPP O	FCO	FCB	SW	SYM	WO OL	BRA G	Status Index SUM [N(K)* Cs(K)]	SI NO WEAP
118	CB	M?				5.82																5.32			6.37			17.51	17.51
10	CB	M		4.04																				5.27				9.31	4.04
33	CB	M	4.11											5.68							5.59	5.32						20.70	15.11
34	CB	M	4.11																			5.32						9.43	9.43
38	CB	M	4.11												4.98						5.59	5.32						20.00	14.41
42	CB	M	4.11												4.98						5.59	5.32	7.00		6.37			28.05	22.46
44	CB	M		4.04											4.98				7.22		5.59	5.32						27.14	21.55
47	CB	M	4.11												4.98						5.59	5.32						20.00	14.41
71	CB	M				5.82			6.91												11.18	5.32		5.27			6.30	40.81	24.35
75	CB	M		4.04										5.68							5.59	5.32						20.63	15.04
82	CB	M				5.82			6.91					5.68					7.22		11.18	5.32		5.27	6.37		12.59	66.37	49.92
91	CB	M				5.82			6.91					5.68							22.36	10.64		5.27	6.37		6.30	69.36	41.73
94	CB	M	4.11											11.37							44.73	5.32			6.37			71.89	27.17
110	CB	M				5.82			6.91							13.28			7.22		5.59	5.32		5.27	6.37		12.59	68.37	57.51
115	CB	M				5.82			6.91				6.33	5.68							16.77	10.64		5.27	6.37		6.30	70.10	48.06
126	CB	M	4.11						6.91												11.18	5.32	7.00	5.27	6.37		6.30	52.46	36.01
132	CB	M	4.11											5.68				6.61			5.59	5.32			12.74		6.30	46.35	40.76
140	CB	M			10.67				6.91					5.68			9.13				16.77			5.27			6.30	69.53	38.36
143	CB	M				5.82			6.91												16.77		7.00	5.27	6.37		6.30	54.45	32.40
172	CB	M	4.11												4.98				7.22			10.64			6.37			33.31	33.31
173	CB	M	4.11											5.68				13.22			5.59	5.32					12.59	46.52	40.93
254	CINTU	M	4.11											5.68								5.32						15.11	15.11
279	CINTU	M	4.11													19.92					5.32							29.35	29.35
284	CINTU	M	4.11													4.98						5.32						14.41	14.41
290	CINTU	M				5.82							12.67	5.68	4.98	26.56			7.22			5.32						68.24	68.24
199	CINTU	M?	4.11											5.68								5.32			6.37	4.00		25.48	25.48
5	CINTU	M	4.11															6.61	7.22		5.59	10.64				6.30	40.46	34.87	
14	CINTU	M	4.11											5.68	9.96			6.61		5.59	5.32					6.30	43.57	37.98	
17	CINTU	M	4.11	4.04				5.00					6.33		4.98	19.92		6.61		5.59	5.32					12.59	70.38	59.79	
18	CINTU	M	4.11							4.16				5.68	9.96	6.64				5.59	5.32							41.46	35.87
19	CINTU	M							6.91											5.59	5.32			5.27		6.30	29.39	18.53	18.53

N(K)*Cs(K)																													
Buri al	Necrop ois	Sex	B0	B1	B2	B3	B4	A X E	BRB A	BAN Q	BRB E	BRC O	BOD Y	DRE SS	DRV ES	COO K	HER C	ORN	SHO KI	S KI	SPP O	FCO	FCB	SW	SYM	WO OL	BRA G	Status Index SUM [N(K)* Cs(K)]	SI NO WEAP
23	CINTU	M	4.11						6.91					5.68	4.98				7.22	5.59	5.32	5.32	5.27	6.37		12.59	64.04	53.18	
26	CINTU	M	4.11						6.91												11.18	5.32	5.27	6.37		12.59	51.76	35.31	
27	CINTU	M	4.11												4.98						5.59	5.32	5.27				25.27	14.41	
34	CINTU	M	4.11						6.91			6.67									5.59	5.32	5.27			12.59	46.46	35.60	
53	CINTU	M				5.82																5.32						11.14	11.14
56	CINTU	M	4.11											5.68							5.59	10.64	5.27				31.29	20.43	
74	CINTU	M	4.11											5.68		6.64			7.22	5.59	10.64	10.64					39.88	34.29	
76	CINTU	M	4.11										6.33	5.68		19.92			7.22	5.59	15.96	15.96				6.30	71.11	65.52	
80	CINTU	M	4.11							4.16					4.98							5.32						18.57	18.57
97	CINTU	M	4.11											5.68	4.98	6.64						10.64		6.37			38.42	38.42	
105	CINTU	M																6.61					5.27				11.88	6.61	
106	CINTU	M	4.11							4.16				5.68					7.22	5.59	5.32	5.32		6.37			38.45	32.86	
108	CINTU	M	4.11												4.98	6.64			7.22	5.59	5.32	5.32					33.85	28.26	
115	CINTU	M	4.11								7.00			5.68		13.28			7.22	5.59	10.64	10.64		5.27			18.89	77.68	66.82
119	CINTU	M	4.11						6.91										7.22	5.59	10.64	10.64		5.27	6.37		18.89	65.00	54.14
125	CINTU	M	4.11						6.91			6.67	6.33				19.92				5.59	5.32	7.00	5.27	6.37		25.19	98.68	87.82
131	CINTU	M	4.11						6.91						4.98			6.61	7.22	5.59	5.32	5.32				6.30	47.04	41.45	
135	CINTU	M	4.11													6.64				5.59	5.32	5.32					21.66	16.07	
136	CINTU	M				5.82				4.16				22.73				6.61		5.59	5.32	5.32		6.37		6.30	62.90	57.31	
137	CINTU	M				5.82								5.68	14.93					5.59	5.32	5.32					37.35	31.76	
142	CINTU	M	4.11							4.16				5.68	4.98				7.22	5.59	5.32	5.32					37.06	31.46	
143	CINTU	M				5.82							6.33	11.37					7.22	5.59	5.32	5.32	5.27	6.37		6.30	59.58	48.72	
156	CINTU	M	4.11						6.91													5.32	5.27			6.30	27.91	22.64	
160	CINTU	M	4.11						6.91										7.22	11.18	5.32	5.32		6.37		6.30	47.41	36.23	
180	CINTU	M	4.11						6.91					5.68					11.18	5.32	5.32	5.32	5.27			6.30	44.78	28.32	
184	CINTU	M	4.11											5.68					11.18	5.32	5.32	5.32	5.27				31.56	15.11	
191	CINTU	M				5.82			6.91					11.37				7.22	16.77	5.32	5.32	5.32	5.27	6.37		6.30	71.35	49.31	
193	CINTU	M	4.11						6.91										7.22	5.59	5.32	5.32	5.27			6.30	40.72	29.86	
195	CINTU	M				5.82				4.16			6.33							11.18	5.32	5.32	5.27	6.37			44.45	28.00	
203	CINTU	M	4.11											5.68	4.98					5.59	5.32	5.32	5.27				30.95	20.09	
205	CINTU	M	4.11							4.16												5.32	5.27				18.86	13.59	

N(K)*Cs(K)																												
Buri al	Necrop ois	Se x	B0	B1	B2	B3	B4	A X E	BRB A	BAN Q	BRB E	BRC O	BOD Y	DRE SS	DRV ES	COO K	HER C	ORN	SHO	SKI	SPP O	FCO	FCB	SW	SYM	WO OL	BRA G	Status Index SUM [N(K)* Cs(K)]
210	CINTU	M	4.11																		5.59	5.32			6.37			21.39
212	CINTU	M	4.11						6.91						4.98						5.59	5.32		5.27			6.30	38.48
217	CINTU	M				5.82							6.33		4.98	13.28			7.22	8.80		5.32						51.75
224	CINTU	M				5.82								17.05							5.59	5.32			6.37			40.15
238	CINTU	M	4.11											5.68	4.98				7.22		5.59	5.32						32.90
242	CINTU	M	4.11											5.68					7.22			10.64						27.65
257	CINTU	M	4.11												4.98	6.64				5.59	5.32						26.64	
293	CINTU	M	4.11											5.68	4.98	13.28				5.59	5.32						38.96	
298	CINTU	M	4.11						6.91					11.37		6.64		6.61	7.22	22.36			5.27			12.59	83.08	
300	CINTU	M	4.11						6.91				6.33	5.68		6.64	9.13			8.80	22.36	10.64	5.27	6.37		6.30	98.54	
319	CINTU	M	4.11											5.68	4.98	13.28				5.59	10.64						44.28	
321	CINTU	M	4.11											5.68	4.98	13.28		6.61	7.22	5.59	5.32						52.79	
325	CINTU	M	4.11												4.98					5.59	10.64			12.74			38.06	
ANA S_2	CINTU	M	4.11											5.68				6.61				5.32	5.27				26.99	
3	CR	M		4.04														6.61			5.59	5.32				6.30	33.12	
5	CR	M	4.11										6.33	5.68								5.32					21.45	
15	CR	M	4.11											5.68	4.98						5.32						20.09	
21	CR	M	4.11																		5.59		5.27				14.97	
23	CR	M	4.11							4.16				5.68								5.32	5.27				24.54	
157	FOS	M	4.11																					6.37			10.48	
163	FOS	M	4.11							4.16					4.98		9.13					5.32		6.37			34.06	
184	FOS	M		4.04										28.41			9.13	13.22			5.59						65.65	
197	FOS	M		4.04										11.37	4.98			13.22				5.27					38.87	
215	FOS	M			5.82									5.68		6.64				11.18		5.27	6.37				40.97	
222	FOS	M	4.11																		5.27						15.75	
255	FOS	M		4.04											4.98						5.59	5.32		6.37			20.70	
270	FOS	M			5.82								6.33	17.05		6.64			7.22		11.18		5.27			6.30	65.81	
296	FOS	M		4.04										17.05				6.61		5.59			5.27				33.99	
319	FOS	M		4.04					6.91					11.37		6.64											35.25	
320	FOS	M		4.04												6.64					5.32		5.27	6.37			27.63	
435	FOS	M		4.04						4.16											5.32						13.51	

N(K)*Cs(K)																													
Buri al	Necrop ois	Se x	B0	B1	B2	B3	B4	A X E	BRB A	BAN Q	BRB E	BRC O	BOD Y	DRE SS	DRV ES	COO K	HER C	ORN	SHO	SKI	SPP O	FCO	FCB	SW	SYM	WO OL	BRA G	Status Index SUM [N(K)*Cs(K)]	SI NO WEAP
437	FOS	M	4.11											5.68							11.18							20.97	9.79
457	FOS	M				5.82			4.16									13.22				5.32	5.27			6.30	40.09	34.82	
464	FOS	M		4.04																	5.59	5.32						14.95	9.36
534	FOS	M		4.04									6.33													6.30	16.67	16.67	
561	FOS	M		4.04										11.37								5.32						20.72	20.72
562	FOS	M	4.11											5.68							5.59							15.38	9.79
567	FOS	M	4.11											5.68								5.32						15.11	15.11
572	FOS	M	4.11											5.68				13.22				5.32				12.59	40.93	40.93	
405B	FOS	M	4.11											5.68				6.61								12.59	29.00	29.00	
12	POG	M	4.11																			5.32						9.43	9.43
13	POG	M				5.82								11.37														17.19	17.19
15	POG	M	4.11						6.91									26.44			11.18	5.32	5.27			25.19	84.42	67.97	
25	POG	M	4.11																		5.59		5.27					14.97	4.11
29	POG	M	4.11						6.91					5.68			9.13						5.27			6.30	37.40	23.00	
520ri dA	FOS	M	4.11															19.83			5.59	5.32				12.59	47.44	41.85	

Appendix 37 – Calculation of the Status Index for the Orientalizing-Archaic female sample. **Phase 1** – List of grave goods and number of items for grave and category.

Abbreviations as in the title page of Appendix 1 and 34.

Necropolis	Burial	Sex	B0	B1	B2	B3	B4	AXE	BRBA	BANQ	BRBE	BRCO	BODY	DRES	DRVS	COK	HERC	ORN	SHO	SKI	SPPO	FCO	FCB	SW	SYM	WOL	BRAG	Objects for Grave (NHR)
BAR	20	F	1											3								1				1		5
BAR	22	F				1				1				5								1			1		5	8
BAR	25	F				1				1				4								1					4	6
BAR	33	F				1								1								1				1		3
BAR	34	F				1								2								1				1		4
BAR	36	F				1				1				4								1						6
BAR	43	F				1					1			2				1				1					1	5
BAR	55	F				1				1				1								1			1			4
BAR	59	F				1			1					4								1					1	6
BAR	61	F				1								5	1							1					3	7
BAR	62	F				1								3				1				1			1	1		7
BAR	65	F				1								2				2				1				1	2	6
BAR	67	F				1								2											1	1		4
BAR	69	F				1								5				1				1					4	7
BAR	94	F	1							1				2													2	3
BAR	96	F				1								2	1							1						4
BAR	98	F				1								4								1			2		3	7
BAR	100	F	1							1				1											1			3
BAR	110	F				1								5	1							1					2	7
BAR	112	F				1				1				2								1						4
BAR	119	F				1				1				4								1					4	6
BAR	125	F				1				1				4								1					3	6
BAR	132	F				1				1				4								1					1	6
BAZ	1518	F?	1											5													3	5
BAZ	1589	F?		1						1																		1
BAZ	1602	F?	1							1																		1
BAZ	386	F	1							1				4												1		6
BAZ	398	F	1											1				1									2	3
BAZ	455	F	1											5														5
BAZ	475	F		1										4												1		6
BAZ	502	F	1											2				1									2	3
BAZ	534	F		1										3														3
BAZ	554	F	1							1	1			6													1	8

Necropolis	Burial	Sex	B0	B1	B2	B3	B4	AXE	BRBA	BANQ	BRBE	BRCO	BODY	DRES	DRVS	COK	HERC	ORN	SHO	SKI	SPPO	FCO	FCB	SW	SYM	WOL	BRAG	Objects for Grave (NHK)
BAZ	575	F?	1											4													1	4
BAZ	580	F		1										6				4									3	10
BAZ	600	F		1										5				2										7
BAZ	664	F	1																									0
BAZ	666	F	1														1					1						2
BAZ	689	F		1						1				6	1			1				2				2	2	13
BAZ	846	F		1																		1						1
BAZ	873	F	1											5														5
BAZ	877	F	1											1														1
BAZ	913	F	1																						2			2
BAZ	985	F	1							1				4				2										7
BAZ	1006	F					1				1			4				2									2	7
BAZ	1030	F	1											2				2								1	1	5
BAZ	1114	F	1								1			2								2				1	2	6
BAZ	1182	F	1																									0
BAZ	1233	F	1											1													1	1
BAZ	1276	F	1											7				2				1					2	10
BAZ	1346	F	1																									0
BAZ	1358	F	1											1				2									3	3
BAZ	1387	F	1							1								1										2
BAZ	1537	F	1								1			2													3	3
BAZ	1543	F	1											2				1							1			4
BAZ	1562	F		1										3														3
BAZ	671B	F	1											1														1
CAPE	171	F	1											1	1							2						4
CAPE	141	F	1											3	1						1							5
CB	2	F				1					1											1				1	1	3
CB	27	F	1															1				2					1	3
CB	35	F				1												3				2					3	5
CB	39	F				1								1								1						2
CB	59	F				1				1				2				2				1					2	6
CB	88	F				1																1			1			2
CB	98	F				1				1								3				1					3	5

Necropolis	Burial	Sex	B0	B1	B2	B3	B4	AXE	BRBA	BANQ	BRBE	BRCO	BODY	DRES	DRVS	COK	HERC	ORN	SHO	SKI	SPPO	FCO	FCB	SW	SYM	WOL	BRAG	Objects for Grave (NHR)
CB	103	F				1								3				1	1			1			1	1	3	8
CB	105	F		1					1					5								1					5	7
CB	171	F	1											4				2	1								2	7
CB	181	F	1											4	1			4				1			1			11
CB	193	F	1															1				1				2	2	2
CINTU	302	F	1											1	1			2				1	1		1		1	7
CINTU	303	F	1											4				3				1					2	8
CINTU	9	F	1											4								1						5
CINTU	46	F	1							1				3								1						5
CINTU	100	F	1											1				2				4					2	7
CINTU	110	F	1											1				2				1					2	4
CINTU	128	F	1							1				6	1			1				1					2	10
CINTU	130	F	1						1					3								1			1		4	6
CINTU	133	F	1											1	1			2				1			1		1	6
CINTU	148	F	1											5				2				1					6	8
CINTU	157	F	1							1								2				1			1	1	1	6
CINTU	167	F	1							1				3								1			1		1	6
CINTU	173	F	1								1			2								1			2	1	1	7
CINTU	177	F	1											4								1					4	5
CINTU	178	F	1											1								2			1		1	4
CINTU	192	F	1						1					15				1				1			1		1	19
CINTU	198	F	1						1					9								1					6	11
CINTU	201	F	1											1	1							1			1			4
CINTU	207	F	1						1					10								1					9	12
CINTU	209	F	1						1					8								1			2		10	12
CINTU	211	F	1							1				1				3				1					3	6
CINTU	214	F	1											1				1				2						4
CINTU	215	F	1											2	1			1										4
CINTU	255	F	1											4	1							1			1			7
CINTU	296	F	1											4				3				1			1		5	9
CINTU	297	F	1							1				6				4				1					6	12
CINTU	301	F	1											4	1			2				1					1	8
CINTU	322	F	1													3						2			1		1	6

Necropolis	Burial	Sex	B0	B1	B2	B3	B4	AXE	BRBA	BANQ	BRBE	BRCO	BODY	DRES	DRVS	COK	HERC	ORN	SHO	SKI	SPPO	FCO	FCB	SW	SYM	WOL	BRAG	Objects for Grave (NIR)
CINTU	ANAS_1	F	1											2								1				1		4
CR	1	F	1											3													3	3
CR	2	F		1						1				4													4	5
CR	9	F				1								4								1					1	5
CR	11	F	1											2				1								1	1	4
CR	13	F	1											2								1						3
CR	19	F		1							1			1								1					1	3
CR	24	F				1				1				4								1					2	6
FOS	159	F		1						1				6				2				1				1		11
FOS	208	F			1									6				4							1	1	3	12
FOS	301	F		1						1				3				3	1			1					1	9
FOS	344	F	1											3	1							1			1			6
FOS	524	F		1														7				1					4	8
FOS	556	F	1											1								1						2
POG	11	F	1											1														1
POG	41	F	1																									1
PELT	134	F		1					1					4				6				1				1	3	13
Number of graves with item N(k)			70	15	1	29	1	0	8	29	8	0	0	97	16	2	0	46	3	0	0	77	1	0	26	20	68	

Appendix 38 – Calculation of the Status Index for the Orientalizing-Archaic female sample. **Phase 2** – Calculation of the Coefficient of Status.

Abbreviations as in the title page of Appendix 1, 34, and 35.

N(hk)/N(k)																											
Necropolis	Burial	Sex	B0	B1	B2	B3	B4	AXE	BRBA	BANQ	BRBE	BRCO	BODY	DRES	DRVS	COK	HERC	ORN	SHO	SKI	SPPO	FCO	FCB	SW	SYM	WOL	BRAG
BAR	20	F	0.07											0.05								0.06				0.25	
BAR	22	F				0.28				0.28				0.08								0.10			0.31		0.12
BAR	25	F				0.21				0.21				0.06								0.08					0.09
BAR	33	F				0.10								0.03								0.04				0.15	
BAR	34	F				0.14								0.04								0.05				0.20	
BAR	36	F				0.21				0.21				0.06								0.08					
BAR	43	F				0.17					0.63			0.05				0.11				0.06					0.07
BAR	55	F				0.14				0.14				0.04								0.05			0.15		
BAR	59	F				0.21			0.75					0.06								0.08					0.09
BAR	61	F				0.24								0.07	0.44							0.09					0.10
BAR	62	F				0.24								0.07				0.15				0.09			0.27	0.35	
BAR	65	F				0.21								0.06				0.13				0.08				0.30	0.09
BAR	67	F				0.14								0.04											0.15	0.20	
BAR	69	F				0.24								0.07				0.15				0.09					0.10
BAR	94	F	0.04							0.10				0.03													0.04
BAR	96	F				0.14								0.04	0.25							0.05					
BAR	98	F				0.24								0.07								0.09			0.27		0.10
BAR	100	F	0.04							0.10				0.03											0.12		
BAR	110	F				0.24								0.07	0.44							0.09					0.10
BAR	112	F				0.14				0.14				0.04								0.05					
BAR	119	F				0.21				0.21				0.06								0.08					0.09
BAR	125	F				0.21				0.21				0.06								0.08					0.09
BAR	132	F				0.21				0.21				0.06								0.08					0.09
BAZ	1518	F?	0.07											0.05													0.07
BAZ	1589	F?		0.07						0.03																	
BAZ	1602	F?	0.01							0.03																	
BAZ	386	F	0.09							0.21				0.06												0.30	
BAZ	398	F	0.04											0.03				0.07				0.04					0.04
BAZ	455	F	0.07											0.05													
BAZ	475	F		0.40										0.06	0.38											0.30	
BAZ	502	F	0.04											0.03				0.07									0.04
BAZ	534	F		0.20										0.03													

N(hk)/N(k)																											
Necropolis	Burial	Sex	B0	B1	B2	B3	B4	AXE	BRBA	BANQ	BRBE	BRCO	BODY	DRES	DRVS	COK	HERC	ORN	SHO	SKI	SPPO	FCO	FCB	SW	SYM	WOL	BRAG
BAZ	554	F	0.11							0.28	1.00			0.08													0.12
BAZ	575	F?	0.06											0.04													0.06
BAZ	580	F		0.67										0.10				0.22									0.15
BAZ	600	F		0.47										0.07				0.15									
BAZ	664	F																									
BAZ	666	F	0.03													1.00						0.03					
BAZ	689	F		0.87						0.45				0.13	0.81			0.28				0.17			0.65	0.19	
BAZ	846	F		0.07																		0.01					
BAZ	873	F	0.07											0.05													
BAZ	877	F	0.01											0.01													
BAZ	913	F	0.03																						0.08		
BAZ	985	F	0.10							0.24				0.07				0.15									
BAZ	1006	F					7.00				0.88			0.07				0.15									
BAZ	1030	F	0.07											0.07				0.15									0.10
BAZ	1114	F	0.09								0.75			0.05				0.11				0.08				0.25	0.07
BAZ	1182	F												0.06												0.30	0.09
BAZ	1233	F	0.01											0.01													0.01
BAZ	1276	F	0.14											0.10				0.22				0.13					0.15
BAZ	1346	F																									
BAZ	1358	F	0.04											0.03				0.07									0.04
BAZ	1387	F	0.03							0.07								0.04									
BAZ	1537	F	0.04								0.38			0.03													0.04
BAZ	1543	F	0.06											0.04				0.09							0.20		
BAZ	1562	F		0.20										0.03													
BAZ	671B	F	0.01											0.01													
CAPE	171	F	0.06											0.04	0.25							0.05					
CAPE	141	F	0.07											0.05	0.31							0.06					
CB	2	F				0.10					0.38											0.04				0.15	0.04
CB	27	F	0.04															0.07				0.04					0.04
CB	35	F				0.17												0.11				0.06					0.07
CB	39	F				0.07								0.02								0.03					
CB	59	F				0.21				0.21				0.06				0.13				0.08					0.09

N(hk)/N(k)																											
Necropolis	Burial	Sex	B0	B1	B2	B3	B4	AXE	BRBA	BANQ	BRBE	BRCO	BODY	DRES	DRVS	COK	HERC	ORN	SHO	SKI	SPPO	FCO	FCB	SW	SYM	WOL	BRAG
CB	88	F				0.07																0.03			0.08		
CB	98	F				0.17				0.17								0.11				0.06					0.07
CB	103	F				0.28								0.08				0.17	2.67			0.10			0.31	0.40	0.12
CB	105	F		0.47					0.88					0.07								0.09					0.10
CB	171	F	0.10											0.07				0.15	2.33								0.10
CB	181	F	0.16											0.11	0.69			0.24				0.14			0.42		
CB	193	F	0.03															0.04				0.03					0.03
CINTU	302	F	0.10											0.07	0.44			0.15				0.09	7.00		0.27		0.10
CINTU	303	F	0.11											0.08				0.17				0.10					0.12
CINTU	9	F	0.07											0.05								0.06					
CINTU	46	F	0.07							0.17				0.05								0.06					
CINTU	100	F	0.10											0.07				0.15				0.09					0.10
CINTU	110	F	0.06											0.04				0.09				0.05					0.06
CINTU	128	F	0.14							0.34				0.10	0.63			0.22				0.13					0.15
CINTU	130	F	0.09						0.75					0.06								0.08			0.23		0.09
CINTU	133	F	0.09											0.06	0.38			0.13				0.08			0.23		0.09
CINTU	148	F	0.11											0.08				0.17				0.10					0.12
CINTU	157	F	0.09							0.21								0.13				0.08			0.23	0.30	0.09
CINTU	167	F	0.09							0.21				0.06								0.08			0.23		0.09
CINTU	173	F	0.10								0.88			0.07								0.09			0.27	0.35	0.10
CINTU	177	F	0.07											0.05								0.06					0.07
CINTU	178	F	0.06											0.04								0.05			0.15		0.06
CINTU	192	F	0.27						2.38					0.20				0.41				0.25			0.73		0.28
CINTU	198	F	0.16						1.38					0.11								0.14					0.16
CINTU	201	F	0.06											0.04	0.25							0.05			0.15		
CINTU	207	F	0.17						1.50					0.12								0.16					0.18
CINTU	209	F	0.17						1.50					0.12								0.16			0.46		0.18
CINTU	211	F	0.09							0.21				0.06				0.13				0.08					0.09
CINTU	214	F	0.06											0.04				0.09				0.05					
CINTU	215	F	0.06											0.04	0.25			0.09									
CINTU	255	F	0.10											0.07	0.44							0.09			0.27		
CINTU	296	F	0.13											0.09				0.20				0.12			0.35		0.13

N(hk)/N(k)																											
Necropolis	Burial	Sex	B0	B1	B2	B3	B4	AXE	BRBA	BANQ	BRBE	BRCO	BODY	DRES	DRVS	COK	HERC	ORN	SHO	SKI	SPPO	FCO	FCB	SW	SYM	WOL	BRAG
CINTU	297	F	0.17							0.41				0.12				0.26				0.16					0.18
CINTU	301	F	0.11											0.08	0.50			0.17				0.10					0.12
CINTU	322	F	0.09													3.00						0.08			0.23		0.09
CINTU	ANAS_1	F	0.06											0.04								0.05				0.20	
CR	1	F	0.04											0.03													0.04
CR	2	F		0.33						0.17				0.05													0.07
CR	9	F				0.17								0.05								0.06					0.07
CR	11	F	0.06											0.04				0.09							0.20	0.06	
CR	13	F	0.04											0.03								0.04					
CR	19	F		0.20							0.38			0.03								0.04					0.04
CR	24	F				0.21				0.21				0.06								0.08					0.09
FOS	159	F		0.73						0.38				0.11				0.24				0.14				0.55	
FOS	208	F			12.00									0.12				0.26								0.18	
FOS	301	F		0.60						0.31				0.09				0.20	3.00			0.12				0.13	
FOS	344	F	0.09											0.06	0.38							0.08			0.23		
FOS	524	F		0.53														0.17				0.10					0.12
FOS	556	F	0.03											0.02								0.03					
POG	11	F	0.01											0.01													
POG	41	F	0.01															0.02									
PELT	134	F		0.87					1.63					0.13				0.28				0.17			0.50		0.19
Coefficient of Status CS(k)=SUM(h)/[N(hk)/N(k)]			5.17	6.67	12.00	5.34	7.00	0.00	10.75	6.10	5.25	0.00	0.00	6.04	6.81	4.00	0.00	7.00	8.00	0.00	0.00	6.31	7.00	0.00	7.15	6.20	6.68

Appendix 39 – Calculation of the Status Index for the Orientalizing-Archaic female sample. **Phase 3** – Obtaining the Status Index

Abbreviations as in the title page of Appendix 1 and 34, and 36.

Number of items in k category times its Coefficient of Status $Nk^{*}Cs(k)$																												
Necropolis	Burial	Sex	B0	B1	B2	B3	B4	AXE	BRBA	BANQ	BRBE	BRCO	BODY	DRES	DRVS	COK	HERC	ORN	SHO	SKI	SPPO	FCO	FCB	SW	SYM	WOL	BRAG	Status Index SUM $[Nk^{*}Cs(k)]$
BAR	20	F	5.17											18.12								6.31				6.20		30.64
BAR	22	F				5.34				6.10				30.21								6.31			7.15		33.38	88.50
BAR	25	F				5.34				6.10				24.16								6.31					26.71	68.63
BAR	33	F				5.34								6.04								6.31				6.20		23.90
BAR	34	F				5.34								12.08								6.31				6.20		29.94
BAR	36	F				5.34				6.10				24.16								6.31						41.92
BAR	43	F				5.34					5.25			12.08				7.00				6.31					6.68	42.67
BAR	55	F				5.34				6.10				6.04								6.31			7.15			30.96
BAR	59	F				5.34			10.75					24.16								6.31					6.68	53.25
BAR	61	F				5.34								30.21	6.81							6.31					20.03	68.70
BAR	62	F				5.34								18.12				7.00				6.31			7.15	6.20		50.13
BAR	65	F				5.34								12.08				14.00				6.31				6.20	13.35	57.29
BAR	67	F				5.34								12.08											7.15	6.20		30.78
BAR	69	F				5.34								30.21				7.00				6.31					26.71	75.57
BAR	94	F	5.17							6.10				12.08													13.35	31.54
BAR	96	F				5.34								12.08	6.81							6.31						30.55
BAR	98	F				5.34								24.16								6.31			14.31		20.03	70.16
BAR	100	F	5.17							6.10				6.04											7.15			19.30
BAR	110	F				5.34								30.21	6.81							6.31					13.35	62.03
BAR	112	F				5.34				6.10				12.08								6.31						29.84
BAR	119	F				5.34				6.10				24.16								6.31					26.71	68.63
BAR	125	F				5.34				6.10				24.16								6.31					20.03	61.95
BAR	132	F				5.34				6.10				24.16								6.31					6.68	48.60
BAZ	1518	F?	5.17											30.21													20.03	50.24
BAZ	1589	F?		6.67						6.10																		6.10
BAZ	1602	F?	5.17							6.10																		6.10
BAZ	386	F	5.17							6.10				24.16												6.20		36.47
BAZ	398	F	5.17											6.04				7.00				6.31					13.35	32.71
BAZ	455	F	5.17											30.21														30.21
BAZ	475	F		6.67										24.16	6.81											6.20		37.18
BAZ	502	F	5.17											12.08				7.00									13.35	32.44

Number of items in k category times its Coefficient of Status $Nk^{*}Cs(k)$																												
Necropolis	Burial	Sex	B0	B1	B2	B3	B4	AXE	BRBA	BANQ	BRBE	BRCO	BODY	DRES	DRVS	COK	HERC	ORN	SHO	SKI	SPPO	FCO	FCB	SW	SYM	WOL	BRAG	Status Index SUM $[Nk^{*}Cs(k)]$
BAZ	534	F		6.67										18.12														18.12
BAZ	554	F	5.17							6.10	5.25			36.25													6.68	54.28
BAZ	575	F?	5.17											24.16													6.68	30.84
BAZ	580	F		6.67										36.25				28.00									20.03	84.28
BAZ	600	F		6.67										30.21				14.00										44.21
BAZ	664	F	5.17																									
BAZ	666	F	5.17													4.00						6.31						10.31
BAZ	689	F		6.67						6.10				36.25	6.81			7.00				12.62				12.40	13.35	94.54
BAZ	846	F		6.67																		6.31						6.31
BAZ	873	F	5.17											30.21														30.21
BAZ	877	F	5.17											6.04														6.04
BAZ	913	F	5.17																						14.31			14.31
BAZ	985	F	5.17							6.10				24.16				14.00										44.27
BAZ	1006	F					7.00				5.25			24.16				14.00									13.35	63.77
BAZ	1030	F	5.17											12.08				14.00								6.20	6.68	38.96
BAZ	1114	F	5.17								5.25			12.08								12.62				6.20	13.35	49.51
BAZ	1182	F	5.17																									
BAZ	1233	F	5.17											6.04													6.68	12.72
BAZ	1276	F	5.17											42.29				14.00				6.31					13.35	75.95
BAZ	1346	F	5.17																									
BAZ	1358	F	5.17											6.04				14.00								20.03	40.07	
BAZ	1387	F	5.17							6.10								7.00										13.10
BAZ	1537	F	5.17								5.25			12.08													20.03	37.36
BAZ	1543	F	5.17											12.08				7.00								6.20		25.28
BAZ	1562	F		6.67										18.12														18.12
BAZ	671B	F	5.17											6.04														6.04
CAPE	171	F	5.17											6.04	6.81							12.62						25.48
CAPE	141	F	5.17											18.12	6.81							6.31						31.25
CB	2	F				5.34					5.25											6.31				6.20	6.68	29.78
CB	27	F	5.17															7.00				12.62					6.68	26.30
CB	35	F				5.34												21.00				12.62					20.03	59.00

Number of items in k category times its Coefficient of Status $Nk^*Cs(k)$																												
Necropolis	Burial	Sex	B0	B1	B2	B3	B4	AXE	BRBA	BANQ	BRBE	BRCO	BODY	DRES	DRVS	COK	HERC	ORN	SHO	SKI	SPPO	FCO	FCB	SW	SYM	WOL	BRAG	Status Index SUM $[Nk^*Cs(k)]$
CB	39	F				5.34								6.04								6.31						17.70
CB	59	F				5.34				6.10				12.08				14.00				6.31					13.35	57.20
CB	88	F				5.34																6.31			7.15			18.81
CB	98	F				5.34				6.10								21.00				6.31					20.03	58.79
CB	103	F				5.34								18.12				7.00	8.00			6.31			7.15	6.20	20.03	78.16
CB	105	F		6.67				10.75						30.21				14.00				6.31					33.38	80.65
CB	171	F	5.17											24.16					8.00								13.35	59.52
CB	181	F	5.17											24.16	6.81			28.00				6.31			7.15			72.44
CB	193	F	5.17															7.00				6.31				13.35		26.66
CINTU	302	F	5.17											6.04	6.81			14.00				6.31	7.00		7.15		6.68	54.00
CINTU	303	F	5.17											24.16				21.00				6.31					13.35	64.83
CINTU	9	F	5.17											24.16								6.31						30.48
CINTU	46	F	5.17							6.10				18.12								6.31						30.54
CINTU	100	F	5.17											6.04				14.00				25.25				13.35		58.64
CINTU	110	F	5.17											6.04				14.00				6.31					13.35	39.71
CINTU	128	F	5.17							6.10				36.25	6.81			7.00				6.31						75.83
CINTU	130	F	5.17					10.75						18.12								6.31			7.15		26.71	69.05
CINTU	133	F	5.17											6.04	6.81			14.00				6.31			7.15	6.68	47.00	
CINTU	148	F	5.17											30.21				14.00				6.31					40.06	90.58
CINTU	157	F	5.17							6.10								14.00				6.31			7.15	6.20	6.68	46.45
CINTU	167	F	5.17							6.10				18.12								6.31			7.15		6.68	44.37
CINTU	173	F	5.17								5.25			12.08								6.31			14.31	6.20	6.68	50.83
CINTU	177	F	5.17											24.16								6.31					26.71	57.18
CINTU	178	F	5.17											6.04								12.62			7.15		6.68	32.49
CINTU	192	F	5.17					10.75						90.62				7.00				6.31			7.15		6.68	128.51
CINTU	198	F	5.17					10.75						54.37								6.31					40.06	111.49
CINTU	201	F	5.17											6.04	6.81							6.31			7.15			26.32
CINTU	207	F	5.17					10.75						60.41								6.31					60.09	137.56
CINTU	209	F	5.17					10.75						48.33								6.31					66.76	146.46
CINTU	211	F	5.17							6.10				6.04				21.00				6.31					20.03	59.49
CINTU	214	F	5.17											6.04				7.00				12.62						25.66

Number of items in k category times its Coefficient of Status $Nk^{*}Cs(k)$																													
Necropolis	Burial	Sex	B0	B1	B2	B3	B4	AXE	BRBA	BANQ	BRBE	BRCO	BODY	DRES	DRVS	COK	HERC	ORN	SHO	SKI	SPPO	FCO	FCB	SW	SYM	WOL	BRAG	Status Index SUM $[Nk^{*}Cs(k)]$	
CINTU	215	F	5.17											12.08	6.81			7.00										25.89	
CINTU	255	F	5.17											24.16	6.81							6.31			7.15			44.44	
CINTU	296	F	5.17											24.16				21.00				6.31			7.15		33.38	92.01	
CINTU	297	F	5.17							6.10				36.25				28.00				6.31					40.06	116.72	
CINTU	301	F	5.17											24.16	6.81			14.00				6.31					6.68	57.97	
CINTU	322	F	5.17													12.00						12.62			7.15		6.68	38.45	
CINTU	ANAS_1	F	5.17											12.08								6.31				6.20		24.59	
CR	1	F	5.17											18.12													20.03	38.15	
CR	2	F		6.67						6.10				24.16													26.71	56.97	
CR	9	F				5.34								24.16								6.31					6.68	42.50	
CR	11	F	5.17											12.08				7.00								6.20	6.68	31.96	
CR	13	F	5.17											12.08								6.31						18.39	
CR	19	F		6.67							5.25			6.04								6.31					6.68	24.28	
CR	24	F				5.34				6.10				24.16								6.31					13.35	55.28	
FOS	159	F		6.67						6.10				36.25				14.00				6.31				6.20		68.86	
FOS	208	F			12.00									36.25				28.00							7.15	6.20	20.03	109.63	
FOS	301	F		6.67						6.10				18.12				21.00	8.00			6.31					6.68	66.22	
FOS	344	F	5.17											18.12	6.81							6.31			7.15			38.40	
FOS	524	F		6.67														49.00				6.31				26.71		82.02	
FOS	556	F	5.17											6.04								6.31						12.35	
POG	11	F	5.17											6.04								6.31						6.04	
POG	41	F	5.17															7.00										7.00	
PELT	134	F		6.67					10.75					24.16				42.00				6.31			7.15		20.03		110.41

Appendix 40 – Calculation of the Status Index for the Orientalizing-Archaic sample from the necropolis of Alfedena. **Phase 1** – List of grave goods and number of items for grave and category.

Abbreviations as in the title page of Appendix 1 and 34.

Necropolis	Burial	Sex	B0	B1	B2	B3	B4	AXE	BRBA	BANQ	BRBE	BRCO	BODY	DRES	DRVS	COK	HERC	ORN	SHO	SKI	SPPO	FCO	FCB	SW	SYM	WOL	BRAG	Objects for Grave (NHk)
ALF	39	M			1									2										1			1	3
ALF	41	M				1				1				3								1			2			7
ALF	66	M			1									1											2			3
ALF	67	M				1		1	1					3	1						1	1		1	2		1	11
ALF	78	M			1					1				4	1			3				1					3	10
ALF	83	M			1					1	1			1											1		1	4
ALF	91	M			1									3	1			2			1		1	1	1		3	10
ALF	97	M			1									1	1										1			3
ALF	102	M			1									1	1	1					1	1		1	1			7
ALF	105	M			1									1	1						1	1			1			5
Number of graves with item N(k)			0	0	8	2	0	1	1	3	1	0	0	10	6	1	0	2	0	0	4	5	1	3	9	0	5	

Necropolis	Burial	Sex	B0	B1	B2	B3	B4	AXE	BRBA	BANQ	BRBE	BRCO	BODY	DRES	DRVS	COK	HERC	ORN	SHO	SKI	SPPO	FCO	FCB	SW	SYM	WOL	BRAG	Objects for Grave (NHk)
ALF	93	F			1									2	2			2										6
ALF	122	F			1									2	1										1		2	4
Number of graves with item N(k)			0	0	2	0	0	0	0	0	0	0	0	2	2	0	0	1	0	0	0	0	0	0	1	0	1	

Appendix 41 – Calculation of the Status Index for the Orientalizing-Archaic sample from the necropolis of Alfedena. **Phase 2** – Calculation of the Coefficient of Status.

Abbreviations as in the title page of Appendix 1, 34, and 35.

		N(hk)/N(k)																									
Necropolis	Burial	Sex	B0	B1	B2	B3	B4	AXE	BRBA	BANQ	BRBE	BRCO	BODY	DRES	DRVS	COK	HERC	ORN	SHO	SKI	SPPO	FCO	FCB	SW	SYM	WOL	BRAG
ALF	39	M			0.38									0.30											0.33		
ALF	41	M				3.50				2.33				0.70								1.40				0.78	
ALF	66	M			0.38									0.30											0.33		
ALF	67	M				5.50		11.00						1.10	1.83						2.75	2.20		3.67	1.22		
ALF	78	M			1.25					3.33				1.00	1.67			5.00				2.00					2.00
ALF	83	M			0.50					1.33	4.00			0.40											0.44		0.80
ALF	91	M			1.25									1.00	1.67			5.00			2.50		10.00	3.33	1.11		2.00
ALF	97	M			0.38									0.30	0.50										0.33		
ALF	102	M			0.88									0.70	1.17	7.00					1.75	1.40		2.33	0.78		
ALF	105	M			0.63									0.50	0.83						1.25	1.00			0.56		
Coefficient of Status CS(k)=SUM(h)[N(hk)/N(k)]			0.00	0.00	5.63	9.00	0.00	11.00	11.00	7.00	4.00	0.00	0.00	6.30	7.67	7.00	0.00	10.00	0.00	0.00	8.25	8.00	10.00	9.33	5.89	0.00	4.80

			N(hk)/N(k)																								
Necropolis	Burial	Sex	B0	B1	B2	B3	B4	AXE	BRBA	BANQ	BRBE	BRCO	BODY	DRES	DRVS	COK	HERC	ORN	SHO	SKI	SPPO	FCO	FCB	SW	SYM	WOL	BRAG
ALF	93	F			3.00									3.00	3.00			6.00									
ALF	122	F			2.00									2.00	2.00									4.00			4.00
Coefficient of Status CS(k)=SUM(h)[N(hk)/N(k)]			0	0	5	0	0	0	0	0	0	0	0	5	5	0	0	6	0	0	0	0	0	0	4	0	4

Appendix 42 – Calculation of the Status Index for the Orientalizing-Archaic sample from the necropolis of Alfedena. **Phase 3** – Obtaining the Status Index

Abbreviations as in the title page of Appendix 1 and 34, and 36.

Number of items in k category times its Coefficient of Status $N(k)^{\circ}(Cs(k))$																													
Necro polis	Burial	Sex	B0	B1	B2	B3	B4	AXE	BRBA	BANQ	BRBE	BRCO	BODY	DRES	DRVS	COK	HERC	ORN	SHO	SKI	SPPO	FCO	FCB	SW	SYM	WOL	BRAG	Status Index SUM [$N(k)^{\circ}(Cs(k))$]	SINO WEAP
ALF	39	M		5.63										12.60											5.89			24.11	24.11
ALF	41	M			9.00					7.00				18.90								8.00			11.78			54.68	54.68
ALF	66	M		5.63										6.30											11.78			23.70	23.70
ALF	67	M			9.00			11.00						18.90	7.67						8.25	8.00		9.33	11.78			94.93	66.34
ALF	78	M		5.63						7.00				25.20	7.67			30.00				8.00					14.40	97.89	97.89
ALF	83	M		5.63						7.00	4.00			6.30											5.89		4.80	33.61	33.61
ALF	91	M		5.63										18.90	7.67			20.00			8.25		10.00	9.33	5.89	14.40	100.06	82.48	82.48
ALF	97	M		5.63										6.30	7.67										5.89			25.48	25.48
ALF	102	M		5.63										6.30	7.67	7.00				8.25	8.00		9.33	5.89			58.06	40.48	40.48
ALF	105	M		5.63										6.30	7.67					8.25	8.00			5.89			41.73	33.48	33.48

Number of Items in k category times its Coefficient of Status $N(k)^{\#C_5(K)}$																												
Necropolis	Burial	Sex	B0	B1	B2	B3	B4	AXE	BRBA	BANQ	BRBE	BRCO	BODY	DRES	DRVS	COK	HERC	ORN	SHO	SKI	SPPO	FCO	FCB	SW	SYM	WOL	BRAG	Status Index SUM $Nk^{\#C_5(k)}$
ALF	93	F			5.00									10.00	10.00			12.00										37.00
ALF	122	F			5.00									10.00	5.00										4.00		8.00	32.00

Appendix 43 – Calculation of the Status Index for the male individuals from the Classic period of the Aterno River Valley. **Phase 1** – List of grave goods and number of items for grave and category.

Abbreviations as in the title page of Appendix 1 and 34.

Necropolis	Burial	Sex	B0	B1	B2	B3	B4	AXE	BRBA	BANQ	BRBE	BRCO	BODY	DRES	DRVS	COK	HERC	ORN	SHO	SKI	SPPO	FCO	FCB	SW	SYM	WOL	BRAG	Objects for Grave (Nhk)
BAZ	649	M	1																									0
BAZ	387	M	1											1							1							2
BAZ	404	M	1											1							1							2
BAZ	471	M	1																		1							1
BAZ	491	M	1											1				1			1							3
BAZ	506	M	1																		1							1
BAZ	533	M	1							1						1												2
BAZ	776	M	1																									0
BAZ	794	M	1																									0
BAZ	808	M	1																									0
BAZ	824	M	1																									0
BAZ	839	M	1																									0
BAZ	850	M	1																									0
BAZ	863	M	1																									0
BAZ	907	M	1																									0
BAZ	928	M	1																									0
BAZ	939	M	1											1														1
BAZ	952	M	1																									0
BAZ	956	M	1												1													1
BAZ	978	M	1							1											1							2
BAZ	983	M	1											1				1										2
BAZ	990	M	1											2														2
BAZ	995	M	1											1							1	1		1				4
BAZ	1023	M	1												1	1												2
BAZ	1028	M	1									1																1
BAZ	1036	M	1									1										1		1				3
BAZ	1040	M	1							1						1												3
BAZ	1042	M	1							1																		1
BAZ	1123	M	1									1									1						1	3
BAZ	1134	M	1																									0
BAZ	1137	M	1																									0
BAZ	1150	M	1																		1							1

Necropolis	Burial	Sex	B0	B1	B2	B3	B4	AXE	BRBA	BANQ	BRBE	BRCO	BODY	DRES	DRVS	COK	HERC	ORN	SHO	SKI	SPPO	FCO	FCB	SW	SYM	WOL	BRAG	Objects for Grave (Nbk)
BAZ	1156	M	1																									0
BAZ	1174	M	1																		1							1
BAZ	1176	M	1											2							1							3
BAZ	1180	M	1																		1							1
BAZ	1214	M	1																		1							1
BAZ	1218	M	1												1						1							2
BAZ	1226	M	1																									0
BAZ	1236	M	1													1			1		1					1		4
BAZ	1332	M	1																									0
BAZ	1333	M	1																									0
BAZ	1334	M	1																									0
BAZ	1337	M	1																									0
BAZ	1347	M	1																									0
BAZ	1360	M	1																									0
BAZ	1379	M	1							1																		1
BAZ	1418	M	1																									0
BAZ	1471	M	1																									0
BAZ	1484	M	1																									0
BAZ	1496	M	2																									0
BAZ	1586	M	1																									0
BAZ	1306A	M	1																									0
BAZ	1306B	M	1																									0
BAZ	384A	M	1																		1							1
FOS	117	M	1												1													1
FOS	134	M	1															1										1
FOS	186	M	1																		1							1
FOS	207	M		1									1	1	1							1						4
FOS	246	M		1											2							1						3
FOS	275	M		1										1														1
FOS	484	M	1																									0
FOS	405A	M	1										1	1														2
Number of graves with item N(k)			60	3	0	0	0	0	0	5	0	2	2	12	6	4	0	3	1	0	18	4	0	2	0	0	2	

Appendix 44 – Calculation of the Status Index for the male individuals from the Classic period of the Aterno River Valley. **Phase 2** – Calculation of the Coefficient of Status.

Abbreviations as in the title page of Appendix 1, 34, and 35.

		N(hk)/N(k)																								
Burial	Sex	B0	B1	B2	B3	B4	AXE	BRBA	BANQ	BRBE	BRCO	BODY	DRES	DRVS	COK	HERC	ORN	SHO	SKI	SPP0	FCO	FCB	SW	SYM	WOL	BRAG
649	M	0.00																								
387	M	0.03											0.17							0.11						
404	M	0.03											0.17							0.11						
471	M	0.02																		0.06						
491	M	0.05											0.25				1.00			0.17						
506	M	0.02																		0.06						
533	M	0.03							0.40						0.50											
776	M	0.00																								
794	M	0.00																								
808	M	0.00																								
824	M	0.00																								
839	M	0.00																								
850	M	0.00																								
863	M	0.00																								
907	M	0.00																								
928	M	0.00																								
939	M	0.02											0.08													
952	M	0.00																								
956	M	0.02												0.17												
978	M	0.03							0.40											0.11						
983	M	0.03											0.17				0.67									
990	M	0.03											0.17													
995	M	0.07											0.33							0.22	1.00	2.00				
1023	M	0.03												0.33	0.50											
1028	M	0.02									0.50															
1036	M	0.05									1.50										0.75	1.50				
1040	M	0.05							0.60						0.75					0.17						
1042	M	0.02							0.20																	
1123	M	0.05											0.25							0.17						1.50
1134	M	0.00																		0.17						
1137	M	0.00																								

N(hk)/N(k)																										
Burial	Sex	B0	B1	B2	B3	B4	AXE	BRBA	BANQ	BRBE	BRCO	BODY	DRES	DRVS	COK	HERC	ORN	SHO	SKI	SPO	FCO	FCB	SW	SYM	WOL	BRAG
1150	M	0.02																		0.06						
1156	M	0.00																								
1174	M	0.02																		0.06						
1176	M	0.05											0.25							0.17						
1180	M	0.02																		0.06						
1214	M	0.02																		0.06						
1218	M	0.03																		0.11						
1226	M	0.00																								
1236	M	0.07													1.00			4.00		0.22						2.00
1332	M	0.00																								
1333	M	0.00																								
1334	M	0.00																								
1337	M	0.00																								
1347	M	0.00																								
1360	M	0.00																								
1379	M	0.02							0.20																	
1418	M	0.00																								
1471	M	0.00																								
1484	M	0.00																								
1496	M	0.00																								
1586	M	0.00																								
1306A	M	0.00																								
1306B	M	0.00																								
384A	M	0.02																		0.06						
117	M	0.02													0.17											
134	M	0.02															0.33									
186	M	0.02																		0.06						
207	M		1.33									2.00	0.33	0.67							1.00					
246	M		1.00											0.50							0.75					
275	M		0.33										0.08													
484	M	0.00																								
405A	M	0.03										1.00	0.17													
Coefficient of Status CS(k)=SUM(h)/N(hk)/N(k)		0.93	2.67	0.00	0.00	0.00	0.00	0.00	1.80	0.00	2.00	3.00	2.42	2.17	2.75	0.00	2.00	4.00	0.00	2.00	3.50	0.00	3.50	0.00	0.00	3.50

Appendix 45 – Calculation of the Status Index for the male individuals from the Classic period of the Aterno River Valley. **Phase 3** – Obtaining the Status Index

Abbreviations as in the title page of Appendix 1 and 34, and 36.

Number of Items in k category times its Coefficient of Status N(k) ^s Cs(K)																												
Necro polis	Burial	Sex	B0	B1	B2	B3	B4	AXE	BR BA	BR BA NQ	BR BE	BR CO	BO DY	DR ES	DR VS	COK	HE RC	ORN	SHO	SKI	SP PO	FCO	FCB	SW	SYM	WOL	BR AG	Status Index SUM [Nk ^s Cs(k)]
BAZ	649	M	0.93																		2.40							0.93
BAZ	387	M	0.93											2.42							2.40							5.66
BAZ	404	M	0.93											2.42							2.40							5.66
BAZ	471	M	0.93																		2.40							3.63
BAZ	491	M	0.93											2.42				2.00			2.40							8.82
BAZ	506	M	0.93																		2.40							3.63
BAZ	533	M	0.93							1.80						2.75												6.42
BAZ	776	M	0.93																									0.93
BAZ	794	M	0.93																									0.93
BAZ	808	M	0.93																									0.93
BAZ	824	M	0.93																									0.93
BAZ	839	M	0.93																									0.93
BAZ	850	M	0.93																									0.93
BAZ	863	M	0.93																									0.93
BAZ	907	M	0.93																									0.93
BAZ	928	M	0.93																									0.93
BAZ	939	M	0.93											2.42														3.45
BAZ	952	M	0.93																									0.93
BAZ	956	M	0.93												2.17													3.28
BAZ	978	M	0.93						1.80												2.40							5.28
BAZ	983	M	0.93											2.42				2.00										6.22
BAZ	990	M	0.93										4.83															5.77
BAZ	995	M	0.93										2.42								2.40	3.50						15.97
BAZ	1023	M	0.93												2.17	2.75												6.72
BAZ	1028	M	0.93									2.00																3.45
BAZ	1036	M	0.93									2.00										3.50						13.73
BAZ	1040	M	0.93						1.80							2.75					2.40							9.57
BAZ	1042	M	0.93						1.80																			2.95
BAZ	1123	M	0.93											2.42							2.40						3.50	1.82
BAZ	1134	M	0.93																									0.93
BAZ	1137	M	0.93																									0.93

Number of items in k category times its Coefficient of Status N(k)*Cs(K)																													
Necro polis	Burial	Sex	B0	B1	B2	B3	B4	AXE	BR BA	BA NQ	BR BE	BR CO	BO DY	DR ES	DR VS	COK	HE RC	ORN	SHO	SKI	SP PO	FCO	FCB	SW	SYM	WOL	BR AG	Status Index SUM [Nk*Cs(k)]	SI NO WEAP
BAZ	1150	M	0.93																		2.40							3.63	0.93
BAZ	1156	M	0.93																									0.93	0.93
BAZ	1174	M	0.93																		2.40							3.63	0.93
BAZ	1176	M	0.93											4.83							2.40							8.23	5.77
BAZ	1180	M	0.93																		2.40							3.63	0.93
BAZ	1214	M	0.93																		2.40							3.63	0.93
BAZ	1218	M	0.93												2.17						2.40							5.58	3.13
BAZ	1226	M	0.93																									0.93	0.93
BAZ	1236	M	0.93													2.75			4.00		2.40					3.50	2.47	11.18	
BAZ	1332	M	0.93																									0.93	0.93
BAZ	1333	M	0.93																									0.93	0.93
BAZ	1334	M	0.93																									0.93	0.93
BAZ	1337	M	0.93																									0.93	0.93
BAZ	1347	M	0.93																									0.93	0.93
BAZ	1360	M	0.93																									0.93	0.93
BAZ	1379	M	0.93							1.80																		2.95	2.73
BAZ	1418	M	0.93																									0.93	0.93
BAZ	1471	M	0.93																									0.93	0.93
BAZ	1484	M	0.93																									0.93	0.93
BAZ	1496	M	1.87																									1.87	1.87
BAZ	1586	M	0.93																									0.93	0.93
BAZ	1306A	M	0.93																									0.93	0.93
BAZ	1306B	M	0.93																									0.93	0.93
BAZ	384A	M	0.93																		2.40							3.63	0.93
FOS	117	M	0.93												2.17													3.28	3.13
FOS	134	M	0.93															2.00										3.28	2.93
FOS	186	M	0.93																		2.40							3.63	0.93
FOS	207	M		2.67									3.00	2.42	2.17							3.50						19.83	13.75
FOS	246	M		2.67											4.33							3.50						12.75	1.50
FOS	275	M		2.67										2.42														5.50	5.83
FOS	484	M	0.93																									0.93	0.93
FOS	405A	M	0.93										3.00	2.42														7.55	6.35

Appendix 46 – Calculation of the Status Index for the female individuals from the Classic period of the Aterno River Valley. **Phase 1** – List of grave goods and number of items for grave and category.

Abbreviations as in the title page of Appendix 1 and 34.

Necro polis	Burial	B0	B1	B2	B3	B4	AXE	BRBA	BANQ	BRBE	BRCO	BODY	DRES	DRVS	COK	HERC	ORN	SHO	SKI	SPTO	FCO	FCB	SW	SYM	WOL	BRAG	Objects for Grave (Nbr)
BAZ	969	1																									0
BAZ	1590	1																									0
BAZ	768	1																									0
BAZ	810		1																								0
BAZ	817	1							1																1		2
BAZ	837	1																									0
BAZ	855	1																									0
BAZ	887	1																									0
BAZ	892	1																									0
BAZ	922	1																									0
BAZ	997	1											1														1
BAZ	1191	1							1				2				1									1	4
BAZ	1228	1																									0
BAZ	1469	1																									0
BAZ	1530	1																									0
Number of graves with item N(k)		14	1	0	0	0	0	0	2	0	0	0	2	0	0	0	1	0	0	0	0	0	0	0	1	1	

Appendix 47 – Calculation of the Status Index for the female individuals from the Classic period of the Aterno River Valley. **Phase 2** – Calculation of the Coefficient of Status.

Abbreviations as in the title page of Appendix 1, 34, and 35.

		N(hk)/N(k)																								
Necropolis	Burial	B0	B1	B2	B3	B4	AXE	BRBA	BANQ	BRBE	BRCO	BODY	DRES	DRVS	COK	HERC	ORN	SHO	SKI	SPPO	FCO	FCB	SW	SYM	WOL	BRAG
BAZ	969	0.00																								
BAZ	1590	0.00																								
BAZ	768	0.00																								
BAZ	810		0.00																							
BAZ	817	0.14							1.00																	
BAZ	837	0.00																								
BAZ	855	0.00																								
BAZ	887	0.00																								
BAZ	892	0.00																								
BAZ	922	0.00																								
BAZ	997	0.07											0.50													
BAZ	1191	0.29							2.00				2.00				4.00									4.00
BAZ	1228	0.00																								
BAZ	1469	0.00																								
BAZ	1530	0.00																								
Coefficient of Status CS(k)= SUM(h)/N(hk)/N(k)		0.50	0.00	0.00	0.00	0.00	0.00	0.00	3.00	0.00	0.00	0.00	2.50	0.00	0.00	0.00	4.00	0.00	0.00	0.00	0.00	0.00	0.00	0.00	2.00	4.00

Appendix 48 – Calculation of the Status Index for the female individuals from the Classic period of the Aterno River Valley. **Phase 3** – Obtaining the Status Index

Abbreviations as in the title page of Appendix 1 and 34, and 36.

Number of items in k category times its Coefficient of Status $N(k)^{*}C_s(K)$																											
Necro polis	Burial	B0	B1	B2	B3	B4	AXE	BRBA	BANQ	BRBE	BRCO	BODY	DRES	DRVS	COK	HERC	ORN	SHO	SKI	SPPO	FCO	FCB	SW	SYM	WOL	BRAG	Status Index SUM [$Nk^{*}Cs(k)$]
BAZ	969	0.50																									0.50
BAZ	1590	0.50																									0.50
BAZ	768	0.50																									0.50
BAZ	810																										
BAZ	817	0.50							3.00																2.00		8.64
BAZ	837	0.50																									0.50
BAZ	855	0.50																									0.50
BAZ	887	0.50																									0.50
BAZ	892	0.50																									0.50
BAZ	922	0.50																									0.50
BAZ	997	0.50											2.50														3.57
BAZ	1191	0.50							3.00				5.00				4.00									4.00	28.79
BAZ	1228	0.50																									0.50
BAZ	1469	0.50																									0.50
BAZ	1530	0.50																									0.50

Appendix 49 – Calculation of the Status Index for the male individuals from the Classic period of the Alfedena necropolis. **Phase 1** – List of grave goods and number of items for grave and category.

Abbreviations as in the title page of Appendix 1 and 34.

Necropolis	Burial	B0	B1	B2	B3	B4	AXE	BRBA	BANQ	BRBE	BRCO	BODY	DRES	DRVS	COK	HERC	ORN	SHO	SKI	SPO	FCO	FCB	SW	SYM	WOL	BRAG	Objects for Grave (NDR)
ALF	1			1						1			2				1									2	4
ALF	3			1						1		1	1		1											1	4
ALF	4			1									1		1		1									1	3
ALF	5			1									2		1		1									1	4
ALF	6			1											1												1
ALF	9			1									2		1		2									1	5
ALF	12	1																									0
ALF	18	1																									0
ALF	19			1					1						1									1			3
ALF	21			1					1				2		1									1			5
ALF	35		1																								0
ALF	36		1										1														1
ALF	40												2		1									1			4
ALF	42			1									1											1			3
ALF	53	1																									0
ALF	68			1									1											2			3
ALF	73			1									1											2			3
ALF	77			1					1															1			2
ALF	82			1									1	1										1	1		3
ALF	84			1										1													1
ALF	86			1											2												2
ALF	88			1				1	1															1	1		3
ALF	89			1													1							2			3
ALF	90			1									2	1										1	1		4
ALF	98			1																				2			2
ALF	109			1					1				2											1			4
ALF	112			1									1														1
ALF	114			1									2														2
ALF	115			1									1		1												2
ALF	116			1									1														1
ALF	117			1						1			2		1											2	4
ALF	119			1									1				3									3	4
ALF	121			1									1	1										1		1	3

Necropolis	Burial	B0	B1	B2	B3	B4	AXE	BRBA	BANQ	BRBE	BRCO	BODY	DRES	DRVS	COK	HERC	ORN	SHO	SKI	SPPO	FCO	FCB	SW	SYM	WOL	BRAG	Objects for Grave (NBR)
ALF	126			1									2											1			3
ALF	130			1					1				3		1									1			6
ALF	132			1					1				1		1									1			4
Number of graves with item N(k)		3	2	31	0	0	0	1	8	3	0	1	23	4	14	0	6	0	0	0	0	0	0	17	0	11	

Appendix 50 – Calculation of the Status Index for the male individuals from the Classic period of the Alfedena necropolis. **Phase 2** – Calculation of the Coefficient of Status.

Abbreviations as in the title page of Appendix 1, 34, and 35.

		N(hk)/N(k)																								
Necropolis	Burial	B0	B1	B2	B3	B4	AXE	BRBA	BANQ	BRBE	BRCO	BODY	DRES	DRVS	COK	HERC	ORN	SHO	SKI	SPPO	FCO	FCB	SW	SYM	WOL	BRAG
ALF	1			0.13						1.33			0.17				0.67									
ALF	3			0.13						1.33		4.00	0.17			0.29										
ALF	4			0.10									0.13			0.21		0.50								
ALF	5			0.13									0.17			0.29	0.67									
ALF	6			0.03												0.07										
ALF	9			0.16									0.22			0.36	0.83									
ALF	12	0																								
ALF	18	0																								
ALF	19			0.10					0.38							0.21								0.18		
ALF	21			0.16					0.63				0.22			0.36								0.29		
ALF	35		0																							
ALF	36		0.5										0.04													
ALF	40			0.13									0.17			0.29								0.24		
ALF	42			0.10					0.38				0.13											0.18		
ALF	53	0																								
ALF	68			0.10									0.13											0.18		
ALF	73			0.10									0.13											0.18		
ALF	77			0.06					0.25															0.12		
ALF	82			0.10									0.13	0.75										0.18		0.27
ALF	84			0.03										0.25												
ALF	86			0.06											0.14											
ALF	88			0.10				3	0.38															0.18		0.27
ALF	89			0.10												0.50								0.18		
ALF	90			0.13									0.17	1.00										0.24		0.36
ALF	98			0.06																				0.12		
ALF	109			0.13					0.50				0.17											0.24		
ALF	112			0.03									0.04													
ALF	114			0.06									0.09													
ALF	115			0.06									0.09			0.14										
ALF	116			0.03												0.07										
ALF	117			0.13						1.33			0.17			0.29										0.36
ALF	119			0.13									0.17				0.67									0.36

		N(hk)/N(k)																									
Necropolis	Burial	B0	B1	B2	B3	B4	AXE	BRBA	BANQ	BRBE	BRCO	BODY	DRES	DRVS	COK	HERC	ORN	SHO	SKI	SPPO	FCO	FCB	SW	SYM	WOL	BRAG	
	121			0.10									0.13	0.75											0.18		0.27
	126			0.10									0.13												0.18		
	130			0.19					0.75				0.26		0.43										0.35		
	132			0.13					0.50				0.17		0.29										0.24		
Coefficient of Status CS(k)=SUM(h)[N(hk)/N(k)]		0	0.5	3.10	0	0	0	3	3.75	4.00	0.00	4.00	3.43	2.75	3.43	0.00	3.83	0.00	0.00	0.00	0.00	0.00	0.00	3.41	0.00	1.91	

Appendix 51 – Calculation of the Status Index for the male individuals from the Classic period of the Alfedena necropolis. **Phase 3** – Obtaining the Status Index

Abbreviations as in the title page of Appendix 1 and 34, and 36.

[illegible]

		Number of items in k category times its Coefficient of Status $N(k)*C_s(K)$																							Status Index SUM $[Nk*C_s(k)]$		
Necropolis	Burial	B0	B1	B2	B3	B4	AXE	BRBA	BANQ	BRBE	BRCO	BODY	DRES	DRVS	COK	HERC	ORN	SHO	SKI	SPPO	FCO	FCB	SW	SYM	WOL	BRAG	
ALF	121			3.10									3.43	2.75										3.41		1.91	14.60
ALF	126			3.10									6.87											3.41			13.38
ALF	130			3.10					3.75				10.30		3.43									3.41			23.99
ALF	132			3.10					3.75				3.43		3.43									3.41			17.12

Appendix 52 – Calculation of the Status Index for the female individuals from the Classic period of the Alfedena necropolis. **Phase 1** – List of grave goods and number of items for grave and category.

Abbreviations as in the title page of Appendix 1 and 34.

Necropolis	Burial	B0	B1	B2	B3	B4	AXE	BREA	BANQ	BRBE	BRCO	BODY	DRES	DRYS	COK	HERC	ORN	SHO	SKI	SPPO	FCO	FCB	SW	SYM	WOL	BRAG	Objects for Grave (Nhh)
ALF	7			1									3				2									1	5
ALF	8			1									2				5									3	7
ALF	10			1									3				1									3	4
ALF	37			1									3				2									5	5
ALF	49			1									2													2	2
ALF	65			1									2	1			8							1		7	12
ALF	69			1					1				2											1		2	4
ALF	70			1					1				2				6							1		4	10
ALF	72			1									2	1			2							1		2	6
ALF	76			1									2	1			2							2			7
ALF	79			1									2	1										1		1	4
ALF	85			1					1				2											1		1	4
ALF	110			1									2													1	2
ALF	111			1									2	1			2									1	5
ALF	113			1									2													2	2
ALF	118			1									3				7									8	10
ALF	120			1									3											2		1	5
ALF	124			1									2				4							1		2	7
ALF	127			1									4				1									1	5
ALF	128			1																							0
Number of graves with item N(k)		0	0	20	0	0	0	0	3	0	0	0	19	5	0	0	12	0	0	0	0	0	0	9	0	18	

Appendix 53 – Calculation of the Status Index for the female individuals from the Classic period of the Alfedena necropolis. **Phase 2** – Calculation of the Coefficient of Status.

Abbreviations as in the title page of Appendix 1, 34, and 35.

N(hb)/N(k)																										
Necropolis	Burial	B0	B1	B2	B3	B4	AXE	BRBA	BANQ	BRBE	BRCO	BODY	DRES	DRVS	COK	HERC	ORN	SHO	SKI	SPPO	FCO	FCB	SW	SYM	WOL	BRAG
ALF	7			0.25									0.26				0.42									0.28
ALF	8			0.35									0.37				0.58									0.39
ALF	10			0.20									0.21				0.33									0.22
ALF	37			0.25									0.26				0.42									0.28
ALF	49			0.10									0.11													0.11
ALF	65			0.60									0.63	2.40			1.00							1.33		0.67
ALF	69			0.20					1.33				0.21											0.44		0.22
ALF	70			0.50					3.33				0.53				0.83							1.11		0.56
ALF	72			0.30									0.32	1.20			0.50							0.67		0.33
ALF	76			0.35									0.37	1.40			0.58							0.78		
ALF	79			0.20									0.21	0.80										0.44		0.22
ALF	85			0.20					1.33				0.21											0.44		0.22
ALF	110			0.10									0.11													0.11
ALF	111			0.25									0.26	1.00			0.42									0.28
ALF	113			0.10									0.11													0.11
ALF	118			0.50									0.53				0.83									0.56
ALF	120			0.25									0.26											0.56		0.28
ALF	124			0.35									0.37				0.58							0.78		0.39
ALF	127			0.25									0.26				0.42									0.28
ALF	128																									
Coefficient of Status CS(k)=SUM(b)[N(hb)/N(k)]		0.00	0.00	5.30	0.00	0.00	0.00	0.00	6.00	0.00	0.00	0.00	5.58	6.80	0.00	0.00	6.92	0.00	0.00	0.00	0.00	0.00	0.00	6.56	0.00	5.50

Appendix 54 – Calculation of the Status Index for the female individuals from the Classic period of the Alfedena necropolis. **Phase 3** – Obtaining the Status Index

Abbreviations as in the title page of Appendix 1 and 34, and 36.

[illegible]

Appendix 55 – Calculation of the Status Index for the Hellenistic individuals. **Phase 1**

– List of grave goods and number of items for grave and category.

Abbreviations as in the title page of Appendix 1 and 34, in addition:

B0: Burial type: simple pit;

B1: Burial type: pit with stones, wood trunk, or pantiles;

B2: Burial type: pit with stone slabs cover;

B3: Burial type: pit with niche, stairs, or *dromos*;

B4: Burial type: chamber tomb;

B5: Burial type: chamber tomb with dromos;

BANQ: Banqueting items for personal use;

CULT: Item related to cultural activities: inkpot, pen-nibs;

DRES: Brooches, studs and dress pins;

DRVS: Drinking vessels for personal use;

FCO: Food containers;

GMST: Gaming sets;

GRCO: Items to cook and grill;

BED: Ivory funerary bed;

LIGHT: Lighting equipment;

ORN: Ornaments: rings, necklaces, etc.;

SVBC: Small vessels for ointments;

GYM: Equipment for gymnastic activities;

WOL: Wool weaving and spinning equipment;

SYM: Symposium equipment to serve multiple people in a banquet;

WEAP: Weapons, which were in all cases spear points;

BRAGPB: Bronze, silver, or lead items in the above categories.

Necropolis	Burial	Sex	B0	B1	B2	B3	B4	B5	BANQ	CULT	DRES	DRVS	FCO	GMST	GRCO	BED	LIGHT	ORN	SVBC	GYM	WOL	SYM	WEAP	BRAGPB	Objects for Grave (Nhk)
BAZ	858	M?	1									1													1
BAZ	968	M?	1						1											1					2
BAZ	1169	M?	1						1	2		1						2	1			1			8
BAZ	1378	M?	1						2																2
BAZ	1385	M?	1																						0
BAZ	388	M	1						2			2			2				1			2			9
BAZ	467	M	1						3												1				4
BAZ	473	M	1								1	1	1												3
BAZ	495	M	1																						0
BAZ	497	M	1										1		1										2
BAZ	501	M	1						1						1										2
BAZ	515	M	1						3						2		1	1	3			1			11
BAZ	520	M	1						5			1			4			1				1			12
BAZ	543	M				1			4			1		3	2		1	1	1	2					15
BAZ	555	M			1				4						2				2						8
BAZ	561	M	1						4						2				2						8
BAZ	566	M	1						3			1	1		3		1	1	1			1		1	13
BAZ	574	M	1						4						2							1			7
BAZ	578	M		1							1				1										2
BAZ	625	M	1						2			3			3		1		4						13
BAZ	651	M	1						3						3			2							8
BAZ	658	M	1												1			1							2
BAZ	669	M	1									2	1		2			3				2			10
BAZ	684	M	1						3			1			3			2							9
BAZ	686	M	1						1						1					1				1	4
BAZ	688	M	1						1		1														2
BAZ	782	M	1									3	1												6
BAZ	788	M	1							1		3	1									3			8
BAZ	803	M	1																						0
BAZ	804	M	1																						0
BAZ	816	M	1									1													1
BAZ	900	M	1						1			3						1				1			6
BAZ	901	M	1									4	1					1	1			1			8

Necropolis	Burial	Sex	B0	B1	B2	B3	B4	B5	BANQ	CULT	DRES	DRVS	FCO	GMST	GRCO	BED	LIGHT	ORN	SYBC	GYM	WOL	SYM	WEAP	BRAGPB	Objects for Grave (Nhk)
BAZ	909	M		1																					0
BAZ	954	M	1						1				1												2
BAZ	960	M	1																						0
BAZ	964	M	1																						0
BAZ	967	M	1						3						2	1	2						2		12
BAZ	979	M	1								1	4										1			6
BAZ	1012	M	1						1			3			2							1			7
BAZ	1136	M	1						2			4			1							2			9
BAZ	1138	M	1						2			2	1									2			7
BAZ	1140	M						1	4		2		2	1	3	1	2	2		3	1			5	26
BAZ	1152	M	1						3	2		1			2		1	1				1			11
BAZ	1157	M			1				5	2		1			1		3	2				3			17
BAZ	1172	M	1																						0
BAZ	1192	M						1	5				2	2	3		2		2	1					17
BAZ	1210	M	1						2	1		1			2				1			1			8
BAZ	1211	M	1						2		1	3										1			7
BAZ	1243	M	1						4				1		2							1			8
BAZ	1265	M	1						1										1						2
BAZ	1367	M	1						3		1				3		1	1	2			1			12
BAZ	1388	M	1						5			2	1		1							1			10
BAZ	1393	M	1						1																1
BAZ	1400	M						1	3						3				5	2		1			14
BAZ	1407	M	1						2				1		2							2			7
BAZ	1415	M	1								1	1	2												4
BAZ	1419	M	1						3						1				2			1			7
BAZ	1422	M	1						1			2	1						1						5
BAZ	1433	M	1						1		1		2		1				1						6
BAZ	1436	M						1	2				1		2		1			1					7
BAZ	1437	M						1	3			2	2		3		2								12
BAZ	1440	M	1						2			1			3				2			1			9
BAZ	1441	M	1										1						2						3
BAZ	1453	M	1						2			2	1												5
BAZ	1461	M	1						1			1	1												3

Necropolis	Burial	Sex	B0	B1	B2	B3	B4	B5	BANQ	CULT	DRES	DRVS	FCO	GMST	GRCO	BED	LIGHT	ORN	SYBC	GYM	WOL	SYM	WEAP	BRAGPB	Objects for Grave (Nhk)
BAZ	1463	M		1																					0
BAZ	1466	M	1									1	1		1				3			1			10
BAZ	1470	M	1						3													1			3
BAZ	1473	M					1		2								1		3			1		1	12
BAZ	1477	M	1						3			1	1		3				1			2			11
BAZ	1478	M					1		2			1	2		2				2			1			10
BAZ	1482	M	1								1											1			2
BAZ	1495	M		1					1			5			3		1			2		1			13
BAZ	1500	M	1						3						3		1		3			1			11
BAZ	1506	M		1					3		2	2	1		3		1	1	6	2					21
BAZ	1608	M		1					4			3			1				1			1			10
BAZ	1659	M	1									1													1
BAZ	1660	M				1			1			3			2		1		2			1			10
BAZ	1740B	M																							
BAZ	396a	M						1	3						1		2		7	2		1		1	17
BAZ	470A	M						1	1				5	1	1	1			9			1			19
BAZ	940	IND	1									1													1
BAZ	1208	IND	1						2			3	1		1							1			8
BAZ	517	F?					1	2						1	2				1	1					7
BAZ	828	F?	1						4				3		3		2			2		2		4	20
BAZ	944	F?	1						1			1												2	4
BAZ	1009	F?	1								1	1												1	3
BAZ	1444	F?	1						2			2	1		3			1	1			2			12
BAZ	484	F	1						2			3						1				2			8
BAZ	496	F	1									1													1
BAZ	551	F	1								1	2													3
BAZ	591	F	1										1												1
BAZ	597	F	1						2			3	1		1			1				3			11
BAZ	617	F			1				1																1
BAZ	628	F	1										2												2
BAZ	641	F	1						3		1	1			2				3			1		1	12
BAZ	650	F						1	2				1		1		1	1	3			1		1	11
BAZ	653	F	1						1		1	2	1		3		2	2	5					1	18

Necropolis	Burial	Sex	B0	B1	B2	B3	B4	B5	BANQ	CULT	DRES	DRVS	FCO	GMST	GRCO	BED	LIGHT	ORN	SYBC	GYM	WOL	SYM	WEAP	BRAGPB	Objects for Grave (Nhk)
BAZ	678	F	1						6		3		2		4			3	3			4		3	28
BAZ	685	F		1																					0
BAZ	770	F						1	1		2	1	4		1		2	3	1		1	3		2	21
BAZ	777	F	1						1				1												2
BAZ	784	F	1																						0
BAZ	800	F						1	5		1		1		1			1				1		1	11
BAZ	807	F	1														1	1		1					3
BAZ	820	F	1						1			5			1			1			2			1	11
BAZ	914	F	1																						0
BAZ	915	F		1																					0
BAZ	962	F	1																						0
BAZ	965	F	1						1			4			3		1				1				10
BAZ	1033	F	1									3			1			1	1		1		1	1	8
BAZ	1121	F	1						3		1							2	1		1		1	1	9
BAZ	1128	F	1						5		1				1			4	1		1			5	18
BAZ	1166	F	1						4		1		1					1	1		1				9
BAZ	1167	F		1								3			1		2	2	1	1		3		1	14
BAZ	1261	F	1						2		1								2						5
BAZ	1319	F			1				2			1			2		2	1	6			1		1	16
BAZ	1341	F						1	2			1			2		1		3		2				11
BAZ	1357	F						1	3				1	1	2		2	1	1	2		1		1	15
BAZ	1410	F	1						2		1		2				2	3	2					3	15
BAZ	1427	F	1						3		1				3			1	4			1			13
BAZ	1431	F	1						2		1	4					1	2	1			1		1	13
BAZ	1443	F	1						1				4		3		1		2			1		1	13
BAZ	1456	F	1						1			1	1		3		1		5			1		1	14
BAZ	1467	F		1					1			1						2						1	5
BAZ	1474	F		1					4			1			1		1	1	2		2			1	13
BAZ	1475	F	1						3			2	1						2						8
BAZ	1479	F	1						4								1		1			1			7
BAZ	1483	F	1						3			1	1		3		2		1			1			12
BAZ	1488	F						1	2			4			2		2	1	2	3		1		1	18
BAZ	1647	F	1						1			3			2		1	2	1			2		1	13

Necropolis	Burial	Sex	B0	B1	B2	B3	B4	B5	BANQ	CULT	DRES	DRVS	FCO	GMST	GRCO	BED	LIGHT	ORN	SYBC	GYM	WOL	SYM	WEAP	BRAGPB	Objects for Grave (Nhk)
BAZ	1650	F	1								1							1						1	3
BAZ	1657	F	1						1			2			1		1					1			7
BAZ	1662	F						1	1			2			2							1			8
BAZ	396b	F																							
CAPE	131	M	1						1		1	2	2									1			7
CAPE	143	M					1					2	2						1						5
CAPE	151	M					1		3				1				1		2			2			9
CAPE	168	M					1		6				3				2		2			2		1	16
CAPE	175	M																							
CAPE	180	M					1		3				1						1						5
CAPE	216	M					1				1	1	4		1			2	1			1			11
CAPE	144	F	1						4		1	1	2					2	1		2	2		2	17
CAPE	146	F	1								1	1						1					1		4
CAPE	172	F					1		1			1	3						1						6
CAPE	188	F				1			1		1		1					3						2	8
CAPE	190	F					1		7			2	2				1	1				3		1	17
CB	84	M		1					1		1		1									1	1		5
CB	76	M?	1						1			1	1					2							5
CB	32	M				1			4				2						1			3			10
CB	62	M	1								1	1	1												3
CB	54B	M		1					1		1	1	1									1	1		6
CB	11	F?		1					1				3				1	1						1	7
CB	50	F?				1			1													2			3
CB	67	F?		1					1		1							2						2	6
CB	12	F		1									2				1								3
CB	111	F	1									1	1								1	1			4
CB	164	M	1						1		1	1				2									5
CB	123	M?		1							1	1					1		1						4
CB	162	F	1						1			1						1							3
CINTU	36	M	1						4				3						1						8
CINTU	50	M					1		2			2	1						1	1					7
CINTU	70	M	1						1				1												2
CINTU	75	M				1			3		1	2	2												8

Necropolis	Burial	Sex	B0	B1	B2	B3	B4	B5	BANQ	CULT	DRES	DRVS	FCO	GMST	GRCO	BED	LIGHT	ORN	SYBC	GYM	WOL	SYM	WEAP	BRAGPB	Objects for Grave (Nhk)
CINTU	78	M				1					1	1	1									1			4
CINTU	83	M	1						2		1	2	2									1			8
CINTU	89	M	1						1		1	2	3						1			2			10
CINTU	96	M	1						1		2	4	2						1						10
CINTU	98	M	1						2		2		3						1			2			10
CINTU	170	M	1										1									1			4
CINTU	175	M	1						1		1		1									2	1		6
CINTU	183	M	1								1														1
CINTU	188	M	1						1				3	1									1		6
CINTU	231	M	1						1		1	1	2		1			1				1			9
CINTU	241	M	1						1		1	3	2		2							1			10
CINTU	248	M	1						4		1		3		3			1				2			14
CINTU	249	M	1						2		1	3	2						1			1			10
CINTU	274	M	1						3		2	1	2									2			10
CINTU	277	M	1						1			1	1									1			4
CINTU	292	M	1						1			1	1									1			4
CINTU	309	M	1								2	1	1		2							1	1		8
CINTU	313	M	1						6			3	4				2	3	1	1		3		2	25
CINTU	60	F	1						2		1	1	2					3				1		2	12
CINTU	67	F				1			1		1	2	3					3	4			1		3	18
CINTU	68	F	1						1		1		1												3
CINTU	79	F	1						3			2	3					1	1			3			13
CINTU	81	F	1						4		1	1	3									1			10
CINTU	122	F	1									1	1					1				1			4
CINTU	138	F	1									2	1					2				1		1	7
CINTU	141	F							1				1					1				1			4
CINTU	204	F				1			1				1					1				2		2	8
CINTU	223	F	1						3		1	2	2					1						1	10
CINTU	233	F	1						4		1		3		1			1	1			1		1	13
CINTU	265	F	1									3	2									1			6
CINTU	267	F	1						1		1	1	1					1				1		1	7
CINTU	273	F	1						1				1					3						3	8
CINTU	276	F	1						4		1		1					2				2			10

Necropolis	Burial	Sex	B0	B1	B2	B3	B4	B5	BANQ	CULT	DRES	DRVS	FCO	GMST	GRCO	BED	LIGHT	ORN	SYBC	GYM	WOL	SYM	WEAP	BRAGPB	Objects for Grave (Nhk)
CINTU	306	F	1						1		2		1					4						4	12
CINTU	312	F	1								2		2					4				1		1	10
CINTU	316	F	1						1		1		1					1			1	1		1	7
FOS	76	M?	1								1							2							3
FOS	124C	M?					1		3			4	7	2	7	1	8	5	8	5	2	3		2	57
FOS	110	M		1					1			2	2	2	3				2						10
FOS	140	M		1									1												1
FOS	201	M		1							1		1							1				1	4
FOS	213	M	1										1							1		1		1	4
FOS	235	M		1							1		1									1			3
FOS	328	M		1							1	2			2				2			2			9
FOS	333	M		1								6	1		4							3			14
FOS	370	M		1					2			3	1		3				4			1			14
FOS	401	M	1									3	1		1		1		4	2		1			13
FOS	402	M		2							1	2	1								1				5
FOS	407	M		1								1													1
FOS	418	M		1							1	1	1												3
FOS	432	M	1						1			2			3		1	1	6			1			15
FOS	447	M		1								1	1					2		1			1		6
FOS	469	M	1						1			3	2		3		1	3	2	1		1		2	19
FOS	488	M	1										1					5	3					2	11
FOS	491	M		1							1							1							2
FOS	503	M	1								2	1	2		2		1	1	3			2			14
FOS	504	M	1									2	2		3		1		4			1			13
FOS	505	M		1					1			1	1		5		1		1						10
FOS	516	M					1		3			1	3	3	6		5	1	3	4		2		5	36
FOS	518	M	1									2	2		2		1		3						10
FOS	520	M						1	4			4	9		3	1	2	5	2	2		5		2	39
FOS	542	M	1									5	2		3		1		1			2			14
FOS	124E	M																							
FOS	2A	M					1					6	5	1	2	1	1	2	2	1		5		2	28
FOS	330C	M					1	2				11	11		11		7		1	7		8		6	64
FOS	330D	M																							

Necropolis	Burial	Sex	B0	B1	B2	B3	B4	B5	BANQ	CULT	DRES	DRVS	FCO	GMST	GRCO	BED	LIGHT	ORN	SVBC	GYM	WOL	SYM	WEAP	BRAGPB	Objects for Grave (Nhk)
FOS	330E	M																							
FOS	430A	M						1	2			2	3	2	2	1	1	2	3	9		2		2	31
FOS	430D	M																							
FOS	510ridA	M																							
FOS	63B	M																							
FOS	510ridB	F?																							
FOS	85	F	1															1							1
FOS	122	F	1										1												1
FOS	204	F		1								1	1									1			3
FOS	220	F	1								1		1					1				1		1	6
FOS	223	F		1								2	1					1						1	6
FOS	225	F	1										1					2				1		1	5
FOS	252	F		1							2		1					6						3	12
FOS	265	F	1								2		1					2						1	6
FOS	279	F		1							2							2		2				1	7
FOS	288	F		1									1								1				2
FOS	351	F		1														3						2	5
FOS	381	F		1							1	1	2											1	5
FOS	410	F	1										1		1		1		1			1			5
FOS	417	F	1										4												4
FOS	427	F	1									2	1		3		2	1	2					1	12
FOS	431	F	1						1			2	3					1				2		1	10
FOS	544	F	1									1	1												2
FOS	124A	F																							
FOS	124B	F																							
FOS	124D	F																							
FOS	330B	F																							
FOS	430B	F																							
FOS	430C	F																							
FOS	520ridB	F																							
FOS	63A	F						1	1			6	5	5	7		6	2	3	2		3		4	44
FOS	63C	F																							
NAV	1B	M																							

Necropolis	Burial	Sex	B0	B1	B2	B3	B4	B5	BANQ	CULT	DRES	DRVS	FCO	GMST	GRCO	BED	LIGHT	ORN	SYBC	GYM	WOL	SYM	WEAP	BRAGPB	Objects for Grave (Nhk)
NAV	4	F					1		1			3	5	2	1	1	2	8	15					2	40
PELT	111	M			1				2			3	2		2		2	2	3	1				1	18
PELT	112	M	1						2			3	1		3		1	1	1	2		1		4	19
PELT	114	M	1						2			1	3		1			1	1			2		1	11
PELT	133	M	1						1			1	2				1					1			6
PELT	113	F	1						1			2	3						3						9
PELT	130	F	1						3		1	2	2					1	2					1	12
POG	37	F		1														1						1	2
POG	44	M	1																2						2
PELT	132	F		1					2			2	1						1			1			7
Number of graves with item N(k)			168	38	6	9	13	20	164	5	76	143	151	12	106	7	65	91	114	35	9	137	5	78	

Appendix 56 – Calculation of the Status Index for the Hellenistic individuals. **Phase 2**

– Calculation of the Coefficient of Status.

Abbreviations as in the title page of Appendix 1, 34, 35, and 55.

N(hk)/N(k)																								
Necropolis	Burial	Sex	B0	B1	B2	B3	B4	B5	BANQ	CULT	DRES	DRVS	FCO	GMST	GRCO	BED	LIGHT	ORN	SVBC	GYM	WOL	SYM	WEAP	BRAGPB
BAZ	858	M?	0.01									0.01												
BAZ	968	M?	0.01						0.01											0.06				
BAZ	1169	M?	0.05						0.05	1.60		0.06						0.09	0.07			0.06		
BAZ	1378	M?	0.01						0.01															
BAZ	1385	M?																						
BAZ	388	M	0.05						0.05			0.06			0.08				0.08			0.07		
BAZ	467	M	0.02						0.02													0.03		
BAZ	473	M	0.02								0.04	0.02	0.02											
BAZ	495	M																						
BAZ	497	M	0.01										0.01		0.02									
BAZ	501	M	0.01						0.01						0.02									
BAZ	515	M	0.07						0.07						0.10		0.17	0.12	0.10			0.08		
BAZ	520	M	0.07						0.07			0.08			0.11		0.13	0.13				0.09		
BAZ	543	M				1.67			0.09			0.10		1.25	0.14		0.23	0.16	0.13	0.43				
BAZ	555	M			1.33				0.05						0.08				0.07					
BAZ	561	M	0.05						0.05						0.08				0.07					
BAZ	566	M	0.08						0.08			0.09	0.09		0.12		0.20	0.14	0.11			0.09		0.17
BAZ	574	M	0.04						0.04						0.07							0.05		
BAZ	578	M		0.05							0.03				0.02									
BAZ	625	M	0.08						0.08			0.09			0.12		0.20		0.11					
BAZ	651	M	0.05						0.05						0.08				0.07					
BAZ	658	M	0.01												0.02				0.02					
BAZ	669	M	0.06									0.07	0.07		0.09				0.09			0.07		
BAZ	684	M	0.05						0.05			0.06			0.08				0.08					
BAZ	686	M	0.02						0.02						0.04					0.11				0.05
BAZ	688	M	0.01						0.01		0.03													
BAZ	782	M	0.04									0.04	0.04									0.04		
BAZ	788	M	0.05							1.60		0.06	0.05									0.06		
BAZ	803	M																						
BAZ	804	M																						
BAZ	816	M	0.01									0.01												
BAZ	900	M	0.04						0.04			0.04						0.07				0.04		

N(hk)/N(k)																								
Necropolis	Burial	Sex	B0	B1	B2	B3	B4	B5	BANQ	CULT	DRES	DRVS	FCO	GMST	GRCO	BED	LIGHT	ORN	SVBC	GYM	WOL	SYM	WEAP	BRAGPB
BAZ	901	M	0.05									0.06	0.05					0.09	0.07			0.06		
BAZ	909	M																						
BAZ	954	M	0.01						0.01				0.01											
BAZ	960	M																						
BAZ	964	M																						
BAZ	967	M	0.07						0.07						0.11		0.18		0.11	0.34				0.15
BAZ	979	M	0.04								0.08	0.04									0.04			
BAZ	1012	M	0.04						0.04			0.05			0.07						0.05			
BAZ	1136	M	0.05						0.05			0.06			0.08						0.07			
BAZ	1138	M	0.04						0.04			0.05	0.05								0.05			
BAZ	1140	M						1.30	0.16		0.34		0.17	2.17	0.25	3.71	0.40	0.29		0.74	2.89			0.33
BAZ	1152	M	0.07						0.07	2.20		0.08			0.10		0.17		0.10		0.08			
BAZ	1157	M			2.83				0.10	3.40		0.12			0.16			0.19	0.15		0.12			
BAZ	1172	M																						
BAZ	1192	M						0.85	0.10				0.11	1.42	0.16		0.26		0.15	0.49				
BAZ	1210	M	0.05						0.05	1.60		0.06			0.08				0.07		0.06			
BAZ	1211	M	0.04						0.04		0.09	0.05									0.05			
BAZ	1243	M	0.05						0.05				0.05		0.08						0.06			
BAZ	1265	M	0.01						0.01										0.02					
BAZ	1367	M	0.07						0.07		0.16				0.11		0.18	0.13	0.11		0.09			
BAZ	1388	M	0.06						0.06			0.07	0.07		0.09						0.07			
BAZ	1393	M	0.01						0.01															
BAZ	1400	M						0.70	0.09						0.13				0.12	0.40		0.10		
BAZ	1407	M	0.04						0.04				0.05		0.07						0.05			
BAZ	1415	M	0.02								0.05	0.03	0.03											
BAZ	1419	M	0.04						0.04						0.07				0.06		0.05			
BAZ	1422	M	0.03						0.03			0.03	0.03						0.04					
BAZ	1433	M	0.04						0.04		0.08		0.04		0.06				0.05					
BAZ	1436	M						0.35	0.04				0.05		0.07		0.11			0.20				
BAZ	1437	M						0.60	0.07			0.08	0.08		0.11		0.18							
BAZ	1440	M	0.05						0.05			0.06			0.08				0.08		0.07			
BAZ	1441	M	0.02										0.02						0.03					

N(hk)/N(k)																								
Necropolis	Burial	Sex	B0	B1	B2	B3	B4	B5	BANQ	CULT	DRES	DRVS	FCO	GMST	GRCO	BED	LIGHT	ORN	SVBC	GYM	WOL	SYM	WEAP	BRAGPB
BAZ	1453	M	0.03						0.03			0.03	0.03											
BAZ	1461	M	0.02						0.02			0.02	0.02											
BAZ	1463	M																						
BAZ	1466	M	0.06						0.06			0.07	0.07		0.09				0.09			0.07		
BAZ	1470	M	0.02						0.02													0.02		
BAZ	1473	M					0.92		0.07				0.08		0.11		0.18		0.11		0.09			0.15
BAZ	1477	M	0.07						0.07			0.08	0.07		0.10				0.10		0.08			
BAZ	1478	M					0.77		0.06			0.07	0.07		0.09				0.09		0.07			
BAZ	1482	M	0.01								0.03											0.01		
BAZ	1495	M		0.34					0.08			0.09			0.12		0.20			0.37		0.09		
BAZ	1500	M	0.07						0.07						0.10		0.17		0.10		0.08			
BAZ	1506	M		0.55					0.13		0.28	0.15	0.14		0.20		0.32	0.23	0.18	0.60				
BAZ	1608	M		0.26					0.06			0.07			0.09				0.09		0.07			
BAZ	1659	M	0.01									0.01												
BAZ	1660	M				1.11			0.06			0.07			0.09		0.15		0.09		0.07			
BAZ	1140B	M																						
BAZ	396a	M						0.85	0.10						0.16		0.26		0.15	0.49		0.12		0.22
BAZ	470A	M						0.95	0.12				0.13	1.58	0.18	2.71			0.17		0.14			
BAZ	940	IND	0.01									0.01												
BAZ	1208	IND	0.05						0.05			0.06	0.05		0.08						0.06			
BAZ	517	F?						0.35	0.04					0.58	0.07				0.06	0.20				
BAZ	828	F?	0.12						0.12				0.13		0.19		0.31			0.57		0.15		0.26
BAZ	944	F?	0.02						0.02			0.03												0.05
BAZ	1009	F?	0.02								0.04	0.02												0.04
BAZ	1444	F?	0.07						0.07			0.08	0.08		0.11			0.13	0.11		0.09			
BAZ	484	F	0.05						0.05			0.06						0.09			0.06			
BAZ	496	F	0.01									0.01												
BAZ	551	F	0.02								0.04	0.02												
BAZ	591	F	0.01										0.01											
BAZ	597	F	0.07						0.07			0.08	0.07		0.10			0.12			0.08			
BAZ	617	F			0.17				0.01															
BAZ	628	F	0.01										0.01											

N(hk)/N(k)																								
Necropolis	Burial	Sex	B0	B1	B2	B3	B4	B5	BANQ	CULT	DRES	DRVS	FCO	GMST	GRCO	BED	LIGHT	ORN	SVBC	GYM	WOL	SYM	WEAP	BRAGPB
BAZ	641	F	0.07						0.07		0.16	0.08			0.11					0.11		0.09		0.15
BAZ	650	F					0.55		0.07				0.07		0.10		0.17	0.12	0.10			0.08		0.14
BAZ	653	F	0.11						0.11		0.24	0.13	0.12		0.17		0.28	0.20	0.16				0.23	
BAZ	678	F	0.17						0.17		0.37		0.19		0.26			0.31	0.25		0.20		0.36	
BAZ	685	F																						
BAZ	770	F					1.05		0.13		0.28	0.15	0.14		0.20		0.32	0.23	0.18		2.33	0.15	0.27	
BAZ	777	F	0.01						0.01				0.01											
BAZ	784	F																						
BAZ	800	F					0.55		0.07		0.14		0.07		0.10			0.12			0.08		0.14	
BAZ	807	F	0.02														0.05	0.03		0.09				
BAZ	820	F	0.07						0.07			0.08			0.10			0.12			0.08		0.14	
BAZ	914	F																						
BAZ	915	F																						
BAZ	962	F																						
BAZ	965	F	0.06						0.06			0.07			0.09		0.15				0.07			
BAZ	1033	F	0.05									0.06			0.08			0.09	0.07		0.06		0.10	
BAZ	1121	F	0.05						0.05		0.12							0.10	0.08		0.07		0.12	
BAZ	1128	F	0.11						0.11		0.24				0.17			0.20	0.16		0.13		0.23	
BAZ	1166	F	0.05						0.05		0.12		0.06					0.10	0.08		0.07			
BAZ	1167	F			2.33							0.10			0.13		0.22	0.15	0.12	0.40	0.10		0.18	
BAZ	1261	F	0.03						0.03		0.07								0.04					
BAZ	1319	F			2.67				0.10			0.11			0.15		0.25	0.18	0.14		0.12		0.21	
BAZ	1341	F					0.55		0.07			0.08			0.10		0.17		0.10		0.08			
BAZ	1357	F					0.75		0.09				0.10	1.25	0.14		0.23	0.16	0.13	0.43	0.11		0.19	
BAZ	1410	F	0.09						0.09		0.20		0.10				0.23	0.16	0.13				0.19	
BAZ	1427	F	0.08						0.08		0.17				0.12			0.14	0.11		0.09			
BAZ	1431	F	0.08						0.08		0.17	0.09					0.20	0.14	0.11		0.09		0.17	
BAZ	1443	F	0.08						0.08				0.09		0.12		0.20		0.11		0.09		0.17	
BAZ	1456	F	0.08						0.09			0.10	0.09		0.13		0.22		0.12		0.10		0.18	
BAZ	1467	F		0.13					0.03			0.03						0.05					0.06	
BAZ	1474	F		0.34					0.08			0.09			0.12		0.20	0.14	0.11		0.09		0.17	
BAZ	1475	F	0.05						0.05			0.06	0.05						0.07					

N(hk)/N(k)																								
Necropolis	Burial	Sex	B0	B1	B2	B3	B4	B5	BANQ	CULT	DRES	DRVS	FCO	GMST	GRCO	BED	LIGHT	ORN	SVBC	GYM	WOL	SYM	WEAP	BRAGPB
BAZ	1479	F	0.04						0.04								0.11		0.06			0.05		
BAZ	1483	F	0.07						0.07			0.08	0.08			0.11	0.18		0.11			0.09		
BAZ	1488	F						0.90	0.11			0.13				0.17	0.28	0.20	0.16	0.51		0.13		0.23
BAZ	1647	F	0.08						0.08			0.09				0.12	0.20	0.14	0.11			0.09		0.17
BAZ	1650	F	0.02								0.04							0.03						0.04
BAZ	1657	F	0.04						0.04			0.05				0.07	0.11		0.06		0.05			
BAZ	1662	F						0.40	0.05			0.06				0.08			0.07		0.06			
BAZ	396b	F																						
CAPE	131	M	0.04						0.04		0.09	0.05	0.05									0.05		
CAPE	143	M					0.38					0.03	0.03						0.04					
CAPE	151	M					0.69		0.05				0.06				0.14		0.08			0.07		
CAPE	168	M					1.23		0.10				0.11				0.25		0.14			0.12		0.21
CAPE	175	M																						
CAPE	180	M					0.38		0.03				0.03						0.04					
CAPE	216	M					0.85				0.14	0.08	0.07		0.10			0.12	0.10			0.08		
CAPE	144	F	0.10						0.10		0.22	0.12	0.11					0.19	0.15		1.89	0.12		0.22
CAPE	146	F	0.02								0.05	0.03						0.04						0.05
CAPE	172	F					0.46		0.04			0.04	0.04						0.05					
CAPE	188	F				0.89			0.05		0.11		0.05					0.09						0.10
CAPE	190	F					1.31		0.10		0.12	0.12	0.11				0.26	0.19				0.12		0.22
CB	84	M		0.13					0.03		0.07	0.03	0.03									0.04	1.00	
CB	76	M?	0.03						0.03			0.03	0.03					0.05						
CB	32	M				1.11			0.06				0.07						0.09			0.07		
CB	62	M	0.02							0.04	0.02	0.02	0.02											
CB	54B	M		0.16					0.04		0.08	0.04	0.04									0.04	1.20	
CB	11	F?		0.18					0.04				0.05				0.11	0.08						0.09
CB	50	F?				0.33			0.02													0.02		
CB	67	F?		0.16					0.04		0.08							0.07						0.08
CB	12	F		0.08									0.02				0.05							
CB	111	F	0.02									0.03	0.03								0.44	0.03		
CB	164	M	0.03						0.03		0.07	0.03			0.05									
CB	123	M?		0.11							0.05	0.03					0.06		0.04					

N(hk)/N(k)																								
Necropolis	Burial	Sex	B0	B1	B2	B3	B4	B5	BANQ	CULT	DRES	DRVS	FCO	GMST	GRCO	BED	LIGHT	ORN	SVBC	GYM	WOL	SYM	WEAP	BRAGPB
CB	162	F	0.02						0.02			0.02						0.03						
CINTU	36	M	0.05						0.05				0.05						0.07					
CINTU	50	M					0.54		0.04			0.05	0.05						0.06	0.20				
CINTU	70	M	0.01						0.01				0.01											
CINTU	75	M				0.89			0.05		0.11	0.06	0.05											
CINTU	78	M				0.44					0.05	0.03	0.03									0.03		
CINTU	83	M	0.05						0.05		0.11	0.06	0.05									0.06		
CINTU	89	M	0.06						0.06		0.13	0.07	0.07						0.09			0.07		
CINTU	96	M	0.06						0.06		0.13	0.07	0.07						0.09					
CINTU	98	M	0.06						0.06		0.13		0.07						0.09			0.07		
CINTU	170	M	0.02									0.03	0.03									0.03		
CINTU	175	M	0.04						0.04		0.08		0.04									0.04	1.20	
CINTU	183	M	0.01								0.01													
CINTU	188	M	0.04						0.04			0.04	0.04										1.20	
CINTU	231	M	0.05						0.05		0.12	0.06	0.06					0.10	0.08			0.07		
CINTU	241	M	0.06						0.06		0.13	0.07	0.07						0.09			0.07		
CINTU	248	M	0.08						0.09		0.18		0.09					0.15				0.10		
CINTU	249	M	0.06						0.06		0.13	0.07	0.07						0.09			0.07		
CINTU	274	M	0.06						0.06		0.13	0.07	0.07									0.07		
CINTU	277	M	0.02						0.02			0.03	0.03									0.03		
CINTU	292	M	0.02						0.02			0.03	0.03									0.03		
CINTU	309	M	0.05								0.11	0.06	0.05									0.06	1.60	
CINTU	313	M	0.15						0.15			0.17	0.17				0.38	0.27	0.22	0.71		0.18		0.32
CINTU	60	F	0.07						0.07		0.16	0.08	0.08					0.13				0.09		0.15
CINTU	67	F				2.00			0.11		0.24	0.13	0.12					0.20	0.16			0.13		0.23
CINTU	68	F	0.02						0.02		0.04		0.02											
CINTU	79	F	0.08						0.08			0.09	0.09					0.14	0.11			0.09		
CINTU	81	F	0.06						0.06		0.13	0.07	0.07									0.07		
CINTU	122	F	0.02									0.03	0.03					0.04				0.03		
CINTU	138	F	0.04									0.05	0.05					0.08				0.05		0.09
CINTU	141	F							0.02				0.03					0.04				0.03		
CINTU	204	F				0.89			0.05			0.06	0.05					0.09				0.06		0.10

N(hk)/N(k)																								
Necropolis	Burial	Sex	B0	B1	B2	B3	B4	B5	BANQ	CULT	DRES	DRVS	FCO	GMST	GRCO	BED	LIGHT	ORN	SVBC	GYM	WOL	SYM	WEAP	BRAGPB
CINTU	223	F	0.06						0.06		0.13	0.07	0.07					0.11						0.13
CINTU	233	F	0.08						0.08		0.17		0.09		0.12			0.14	0.11			0.09		0.17
CINTU	265	F	0.04									0.04	0.04									0.04		
CINTU	267	F	0.04						0.04		0.09	0.05	0.05					0.08				0.05		0.09
CINTU	273	F	0.05						0.05				0.05					0.09						0.10
CINTU	276	F	0.06						0.06		0.13		0.07					0.11				0.07		
CINTU	306	F	0.07						0.07		0.16		0.08					0.13						0.15
CINTU	312	F	0.06								0.13		0.07					0.11				0.07		0.13
CINTU	316	F	0.04						0.04		0.09	0.05	0.05					0.08			0.78	0.05		0.09
FOS	76	M?	0.02								0.04							0.03						
FOS	124C	M?					4.38		0.35			0.40	0.38	4.75	0.54	8.14	0.88	0.63	0.50	1.63	6.33	0.42		0.73
FOS	110	M		0.26					0.06			0.07	0.07		0.09				0.09					
FOS	140	M		0.03									0.01											
FOS	201	M		0.11							0.05		0.03											0.05
FOS	213	M	0.02										0.03							0.11		0.03		0.05
FOS	235	M		0.08							0.04		0.02									0.02		
FOS	328	M		0.24							0.12	0.06			0.08				0.08			0.07		
FOS	333	M		0.37								0.10	0.09		0.13							0.10		
FOS	370	M		0.37					0.09			0.10	0.09		0.13				0.12			0.10		
FOS	401	M	0.08									0.09	0.09		0.12		0.20		0.11	0.37		0.09		
FOS	402	M		0.13							0.07	0.03	0.03							0.14				
FOS	407	M		0.03								0.01												
FOS	418	M		0.08							0.04	0.02	0.02											
FOS	432	M	0.09						0.09			0.10			0.14		0.23	0.16	0.13			0.11		
FOS	447	M		0.16								0.04	0.04					0.07		0.17				0.08
FOS	469	M	0.11						0.12			0.13	0.13		0.18		0.29	0.21	0.17	0.54		0.14		0.24
FOS	488	M	0.07										0.07					0.12	0.10					0.14
FOS	491	M		0.05							0.03							0.02						
FOS	503	M	0.08								0.18	0.10	0.09		0.13		0.22	0.15	0.12			0.10		
FOS	504	M	0.08									0.09	0.09		0.12		0.20		0.11			0.09		
FOS	505	M		0.26					0.06			0.07	0.07		0.09		0.15		0.09					
FOS	516	M					2.77		0.22			0.25	0.24	3.00	0.34		0.55	0.40	0.32	1.03		0.26		0.46

N(hk)/N(k)																								
Necropolis	Burial	Sex	B0	B1	B2	B3	B4	B5	BANQ	CULT	DRES	DRVS	FCO	GMST	GRCO	BED	LIGHT	ORN	SVBC	GYM	WOL	SYM	WEAP	BRAGPB
FOS	518	M	0.06									0.07	0.07		0.09		0.15		0.09					
FOS	520	M						1.95	0.24			0.27	0.26		0.37	5.57	0.60	0.43	0.34	1.11		0.28		0.50
FOS	542	M	0.08									0.10	0.09		0.13		0.22		0.12			0.10		
FOS	124E	M																						
FOS	2A	M						1.40				0.20	0.19	2.33	0.26	4.00	0.43	0.31	0.25	0.80		0.20		0.36
FOS	330C	M						3.20	0.39			0.45	0.42		0.60		0.98		0.56	1.83		0.47		0.82
FOS	330D	M																						
FOS	330E	M																						
FOS	430A	M						1.55	0.19			0.22	0.21	2.58	0.29	4.43	0.48	0.34	0.27	0.89		0.23		0.40
FOS	430D	M																						
FOS	51orida	M																						
FOS	63B	M																						
FOS	51oridB	F?																						
FOS	85	F	0.01															0.01						
FOS	122	F	0.01										0.02	0.02										
FOS	204	F		0.08																		0.02		
FOS	220	F	0.04								0.08		0.04					0.07				0.67	0.04	0.08
FOS	223	F		0.16								0.04	0.04					0.07			0.67			0.08
FOS	225	F	0.03										0.03					0.05				0.04		0.06
FOS	252	F		0.32							0.16		0.08					0.13						0.15
FOS	265	F	0.04								0.08		0.04					0.07						0.08
FOS	279	F		0.18							0.09							0.08		0.20				0.09
FOS	288	F		0.05									0.01								0.22			
FOS	351	F		0.13														0.05						0.06
FOS	381	F		0.13							0.07	0.03	0.03											0.06
FOS	410	F	0.03										0.03		0.05		0.08		0.04			0.04		
FOS	417	F	0.02										0.03											
FOS	427	F	0.07									0.08	0.08		0.11		0.18	0.13	0.11					0.15
FOS	431	F	0.06						0.06			0.07	0.07					0.11				0.07		0.13
FOS	544	F	0.01									0.01	0.01											
FOS	124A	F																						
FOS	124B	F																						

N(hk)/N(k)																								
Necropolis	Burial	Sex	B0	B1	B2	B3	B4	B5	BANQ	CULT	DRES	DRVS	FCO	GMST	GRCO	BED	LIGHT	ORN	SVBC	GYM	WOL	SYM	WEAP	BRAGPB
FOS	I24D	F																						
FOS	330B	F																						
FOS	430B	F																						
FOS	430C	F																						
FOS	520-idB	F																						
FOS	63A	F						2.20	0.27			0.31	0.29	3.67	0.42		0.68	0.48	0.39	1.26		0.32		0.56
FOS	63C	F																						
NAV	IB	M																						
NAV	4	F					3.08		0.24			0.28	0.26	3.33	0.38	5.71	0.62	0.44	0.35					0.51
PELT	111	M			3.00				0.11			0.13	0.12		0.17		0.28	0.20	0.16	0.51				0.23
PELT	112	M							0.12			0.13	0.13		0.18		0.29	0.21	0.17	0.54		0.14		0.24
PELT	114	M							0.07			0.08	0.07		0.10				0.10			0.08		0.14
PELT	133	M							0.04			0.04	0.04				0.09					0.04		
PELT	113	F							0.05			0.06	0.06						0.08					
PELT	130	F							0.07		0.16	0.08	0.08					0.13	0.11					0.15
POG	37	F		0.05														0.02						0.03
POG	44	M		0.01															0.02					
PELT	132	F		0.18					0.04			0.05	0.05						0.06			0.05		
Coefficient of Status CS(k)=SUM(h)N(hk)/N(k)			7.39	5.95	12.33	9.33	17.77	21.00	11.34	10.40	8.80	10.97	10.84	27.92	13.96	34.29	16.69	13.19	13.56	18.60	16.22	11.94	6.20	14.63

Appendix 57 – Calculation of the Status Index for the Hellenistic individuals. **Phase 3**

– Obtaining the Status Index

Abbreviations as in the title page of Appendix 1,34, 36, and 55.

Number of items in k category times its Coefficient of Status N(k)*Cs(K)																								
Necropolis	Burial	Sex	B0	B1	B2	B3	B4	B5	BANQ	CULT	DRES	DRVS	FCO	GMST	GRCO	BED	LIGHT	ORN	SVBC	GYM	WOL	SYM	WEAP	BR AGPB
BAZ	858	M?	7.39									10.97												
BAZ	968	M?	7.39						11.34											18.60				
BAZ	1169	M?	7.39						11.34	20.80		10.97						26.37	13.56			11.94		
BAZ	1378	M?	7.39						22.68															
BAZ	1385	M?	7.39																					
BAZ	388	M	7.39						22.68			21.94			27.92				13.56			23.88		
BAZ	467	M	7.39						34.02													11.94		
BAZ	473	M	7.39								8.80	10.97	10.84											
BAZ	495	M	7.39																					
BAZ	497	M	7.39																					
BAZ	501	M	7.39						11.34						13.96									
BAZ	515	M	7.39						34.02						27.92		16.69	13.19	40.68			11.94		
BAZ	520	M	7.39						56.71			10.97			55.85			13.19				11.94		
BAZ	543	M				9.33			45.37			10.97		83.75	27.92		16.69	13.19	13.56	37.20				
BAZ	555	M			12.33				45.37						27.92				27.12					
BAZ	561	M	7.39						45.37						27.92				27.12					
BAZ	566	M	7.39						34.02			10.97	10.84		41.89		16.69	13.19	13.56		11.94		14.63	
BAZ	574	M	7.39						45.37						27.92						11.94			
BAZ	578	M		5.95							8.80				13.96									
BAZ	625	M	7.39						22.68			32.92			41.89		16.69		54.25					
BAZ	651	M	7.39						34.02						41.89				27.12					
BAZ	658	M	7.39												13.96				13.56					
BAZ	669	M	7.39									21.94	10.84		27.92				40.68			23.88		
BAZ	684	M	7.39						34.02			10.97			41.89				27.12					
BAZ	686	M	7.39						11.34						13.96					18.60			14.63	
BAZ	688	M	7.39						11.34		8.80													
BAZ	782	M	7.39									32.92	10.84									23.88		
BAZ	788	M	7.39							10.40		32.92	10.84									35.82		
BAZ	803	M	7.39																					
BAZ	804	M	7.39																					
BAZ	816	M	7.39									10.97												

Number of items in k category times its Coefficient of Status N(k)*Cs(K)																								
Necropolis	Burial	Sex	B0	B1	B2	B3	B4	B5	BANQ	CULT	DRES	DRVS	FCO	GMST	GRCO	BED	LIGHT	ORN	SVBC	GYM	WOL	SYM	WEAP	BR AGPB
BAZ	900	M	7.39						11.34			32.92						13.19				11.94		
BAZ	901	M	7.39									43.89	10.84					13.19	13.56			11.94		
BAZ	909	M		5.95																				
BAZ	954	M	7.39						11.34				10.84											
BAZ	960	M	7.39																					
BAZ	964	M	7.39																					
BAZ	967	M	7.39						34.02						27.92		33.38		27.12	18.60				29.26
BAZ	979	M	7.39								8.80	43.89										11.94		
BAZ	1012	M	7.39						11.34			32.92			27.92							11.94		
BAZ	1136	M	7.39						22.68			43.89			13.96							23.88		
BAZ	1138	M	7.39						22.68			21.94	10.84									23.88		
BAZ	1140	M						21.00	45.37		17.61		21.68	27.92	41.89	34.29	33.38	26.37		55.80	16.22			73.14
BAZ	1152	M	7.39						34.02	20.80		10.97			27.92		16.69		13.56			11.94		
BAZ	1157	M			12.33				56.71	20.80		10.97			13.96			39.56	27.12			35.82		
BAZ	1172	M	7.39																					
BAZ	1192	M						21.00	56.71				21.68	55.83	41.89		33.38		27.12	18.60				
BAZ	1210	M	7.39						22.68	10.40		10.97			27.92				13.56			11.94		
BAZ	1211	M	7.39						22.68		8.80	32.92										11.94		
BAZ	1243	M	7.39						45.37				10.84		27.92							11.94		
BAZ	1265	M	7.39						11.34										13.56					
BAZ	1367	M	7.39						34.02		8.80				41.89		16.69	13.19	27.12			11.94		
BAZ	1388	M	7.39						56.71			21.94	10.84		13.96							11.94		
BAZ	1393	M	7.39						11.34															
BAZ	1400	M						21.00	34.02						41.89				67.81	37.20		11.94		
BAZ	1407	M	7.39						22.68				10.84		27.92							23.88		
BAZ	1415	M	7.39								8.80	10.97	21.68											
BAZ	1419	M	7.39						34.02						13.96				27.12			11.94		
BAZ	1422	M	7.39						11.34			21.94	10.84						13.56					
BAZ	1433	M	7.39						11.34		8.80		21.68		13.96				13.56					
BAZ	1436	M						21.00	22.68				10.84		27.92		16.69			18.60				
BAZ	1437	M						21.00	34.02			21.94	21.68		41.89		33.38							

Number of items in k category times its Coefficient of Status N(k)*Cs(k)																								
Necropolis	Burial	Sex	B0	B1	B2	B3	B4	B5	BANQ	CULT	DRES	DRVS	FCO	GMST	GRCO	BED	LIGHT	ORN	SVBC	GYM	WOL	SYM	WEAP	BR AGPB
BAZ	1440	M	7.39						22.68			10.97			41.89				27.12			11.94		
BAZ	1441	M	7.39										10.84						27.12					
BAZ	1453	M	7.39						22.68			21.94	10.84											
BAZ	1461	M	7.39						11.34			10.97	10.84											
BAZ	1463	M		5.95																				
BAZ	1466	M	7.39						34.02			10.97	10.84		13.96				40.68			11.94		
BAZ	1470	M	7.39						22.68													11.94		
BAZ	1473	M					17.77		34.02				10.84		27.92		16.69		40.68			11.94		14.63
BAZ	1477	M	7.39						34.02			10.97	10.84		41.89				13.56			23.88		
BAZ	1478	M					17.77		22.68			10.97	21.68		27.92				27.12			11.94		
BAZ	1482	M	7.39							8.80												11.94		
BAZ	1495	M		5.95					11.34			54.86			41.89		16.69			37.20				
BAZ	1500	M	7.39						34.02						41.89		16.69		40.68			11.94		
BAZ	1506	M		5.95					34.02		17.61	21.94	10.84		41.89		16.69	13.19	81.37	37.20				
BAZ	1608	M		5.95					45.37			32.92			13.96				13.56			11.94		
BAZ	1659	M	7.39									10.97												
BAZ	1660	M				9.33			11.34			32.92			27.92		16.69		27.12			11.94		
BAZ	1140B	M																						
BAZ	396a	M						21.00	34.02						13.96		33.38		94.93	37.20		11.94		14.63
BAZ	470A	M						21.00	11.34				54.21	27.92	13.96	34.29			122.05			11.94		
BAZ	940	IND	7.39									10.97												
BAZ	1208	IND	7.39						22.68			32.92	10.84		13.96							11.94		
BAZ	517	F?						21.00	22.68					27.92	27.92				13.56	18.60				
BAZ	828	F?	7.39						45.37				32.52		41.89		33.38			37.20		23.88		58.51
BAZ	944	F?	7.39						11.34			10.97												29.26
BAZ	1009	F?	7.39								8.80	10.97												14.63
BAZ	1444	F?	7.39						22.68			21.94	10.84		41.89			13.19	13.56			23.88		
BAZ	484	F	7.39						22.68			32.92						13.19				23.88		
BAZ	496	F	7.39									10.97												
BAZ	551	F	7.39								8.80	21.94												
BAZ	591	F	7.39										10.84											

Number of items in k category times its Coefficient of Status N(k)*Cs(K)																								
Necropolis	Burial	Sex	B0	B1	B2	B3	B4	B5	BANQ	CULT	DRES	DRVS	FCO	GMST	GRCO	BED	LIGHT	ORN	SVBC	GYM	WOL	SYM	WEAP	BR AGPB
BAZ	597	F	7.39						22.68			32.92	10.84		13.96			13.19				35.82		
BAZ	617	F			12.33				11.34															
BAZ	628	F	7.39																					
BAZ	641	F	7.39						34.02		8.80	10.97								40.68		11.94		
BAZ	650	F						21.00	22.68				10.84		13.96		16.69	13.19	40.68		11.94			14.63
BAZ	653	F	7.39						11.34		8.80	21.94	10.84		41.89		33.38	26.37	67.81					14.63
BAZ	678	F	7.39						68.05		26.41		21.68		55.85			39.56	40.68			47.77		43.88
BAZ	685	F		5.95																				
BAZ	770	F						21.00	11.34		17.61	10.97	43.36		13.96		33.38	39.56	13.56		16.22	35.82		29.26
BAZ	777	F	7.39						11.34				10.84											
BAZ	784	F	7.39																					
BAZ	800	F						21.00	56.71		8.80		10.84		13.96			13.19			11.94			14.63
BAZ	807	F	7.39														16.69	13.19		18.60				
BAZ	820	F	7.39						11.34			54.86			13.96			13.19				23.88		14.63
BAZ	914	F	7.39																					
BAZ	915	F		5.95																				
BAZ	962	F	7.39																					
BAZ	965	F	7.39						11.34			43.89			41.89		16.69					11.94		
BAZ	1033	F	7.39									32.92			13.96			13.19	13.56			11.94		14.63
BAZ	1121	F	7.39						34.02		8.80							26.37	13.56			11.94		14.63
BAZ	1128	F	7.39						56.71		8.80				13.96			52.75	13.56			11.94		73.14
BAZ	1166	F	7.39						45.37		8.80		10.84					13.19	13.56			11.94		
BAZ	1167	F			12.33							32.92			13.96		33.38	26.37	13.56	18.60		35.82		14.63
BAZ	1261	F	7.39						22.68		8.80								27.12					
BAZ	1319	F			12.33				22.68			10.97			27.92		33.38	13.19	81.37			11.94		14.63
BAZ	1341	F						21.00	22.68			10.97			27.92		16.69		40.68			23.88		
BAZ	1357	F						21.00	34.02				10.84	27.92	27.92		33.38	13.19	13.56	37.20		11.94		14.63
BAZ	1410	F	7.39						22.68		8.80		21.68				33.38	39.56	27.12					43.88
BAZ	1427	F	7.39						34.02		8.80				41.89			13.19	54.25			11.94		
BAZ	1431	F	7.39						22.68		8.80	43.89					16.69	26.37	13.56			11.94		14.63
BAZ	1443	F	7.39						11.34				43.36		41.89		16.69		27.12			11.94		14.63

Number of items in k category times its Coefficient of Status N(k)*Cs(K)																								
Necropolis	Burial	Sex	B0	B1	B2	B3	B4	B5	BANQ	CULT	DRES	DRVS	FCO	GMST	GRCO	BED	LIGHT	ORN	SVBC	GYM	WOL	SYM	WEAP	BR AGPB
BAZ	1456	F	7.39						11.34			10.97	10.84		41.89		16.69		67.81			11.94		14.63
BAZ	1467	F		5.95					11.34			10.97						26.37						14.63
BAZ	1474	F		5.95					45.37			10.97			13.96		16.69	13.19	27.12			23.88		14.63
BAZ	1475	F	7.39						34.02			21.94	10.84						27.12					
BAZ	1479	F	7.39						45.37								16.69		13.56			11.94		
BAZ	1483	F	7.39						34.02			10.97	10.84		41.89		33.38		13.56			11.94		
BAZ	1488	F						21.00	22.68			43.89			27.92		33.38	13.19	27.12	55.80		11.94		14.63
BAZ	1647	F	7.39						11.34			32.92			27.92		16.69	26.37	13.56			23.88		14.63
BAZ	1650	F	7.39								8.80							13.19						14.63
BAZ	1657	F	7.39						11.34			21.94			13.96		16.69		13.56			11.94		
BAZ	1662	F						21.00	11.34			21.94			27.92				27.12			11.94		
BAZ	396b	F																						
CAPE	131	M	7.39						11.34		8.80	21.94	21.68									11.94		
CAPE	143	M					17.77					21.94	21.68						13.56					
CAPE	151	M					17.77		34.02				10.84				16.69		27.12			23.88		
CAPE	168	M					17.77		68.05				32.52				33.38		27.12			23.88		14.63
CAPE	175	M																						
CAPE	180	M					17.77		34.02				10.84						13.56					
CAPE	216	M					17.77				8.80	10.97	43.36		13.96			26.37	13.56			11.94		
CAPE	144	F	7.39						45.37		8.80	10.97	21.68					26.37	13.56		32.44	23.88		29.26
CAPE	146	F	7.39								8.80	10.97						13.19						14.63
CAPE	172	F					17.77		11.34			10.97	32.52						13.56					
CAPE	188	F			9.33				11.34		8.80		10.84					39.56						29.26
CAPE	190	F					17.77		79.39			21.94	21.68				16.69	13.19				35.82		14.63
CB	84	M		5.95					11.34		8.80		10.84											
CB	76	M?	7.39						11.34			10.97	10.84					26.37						
CB	32	M				9.33			45.37				21.68						13.56			35.82		
CB	62	M	7.39								8.80	10.97	10.84											
CB	54B	M		5.95					11.34		8.80	10.97	10.84									11.94	6.20	
CB	11	F?		5.95					11.34				32.52				16.69	13.19						14.63

Number of items in k category times its Coefficient of Status N(k)*Cs(K)																								
Necropolis	Burial	Sex	B0	B1	B2	B3	B4	B5	BANQ	CULT	DRES	DRVS	FCO	GMST	GRCO	BED	LIGHT	ORN	SVBC	GYM	WOL	SYM	WEAP	BR AGPB
CB	50	F?				9.33			11.34													23.88		
CB	67	F?		5.95					11.34		8.80							26.37						29.26
CB	12	F		5.95									21.68				16.69							
CB	111	F	7.39									10.97	10.84								16.22	11.94		
CB	164	M	7.39						11.34		8.80	10.97			27.92									
CB	123	M?		5.95							8.80	10.97					16.69		13.56					
CB	162	F	7.39						11.34			10.97						13.19						
CINTU	36	M	7.39						45.37				32.52						13.56					
CINTU	50	M					17.77		22.68			21.94	10.84						13.56	18.60				
CINTU	70	M	7.39						11.34				10.84											
CINTU	75	M				9.33			34.02		8.80	21.94	21.68											
CINTU	78	M				9.33					8.80	10.97	10.84									11.94		
CINTU	83	M	7.39						22.68		8.80	21.94	21.68									11.94		
CINTU	89	M	7.39						11.34		8.80	21.94	32.52						13.56			23.88		
CINTU	96	M	7.39						11.34		17.61	43.89	21.68						13.56					
CINTU	98	M	7.39						22.68		17.61		32.52						13.56			23.88		
CINTU	170	M	7.39									21.94	10.84									11.94		
CINTU	175	M	7.39						11.34		8.80		10.84									23.88	6.20	
CINTU	183	M	7.39								8.80													
CINTU	188	M	7.39						11.34			32.92	10.84										6.20	
CINTU	231	M	7.39						11.34		8.80	10.97	21.68		13.96			13.19	13.56			11.94		
CINTU	241	M	7.39						11.34		8.80	32.92	21.68		27.92							11.94		
CINTU	248	M	7.39						45.37		8.80		32.52		41.89			13.19				23.88		
CINTU	249	M	7.39						22.68		8.80	32.92	21.68						13.56			11.94		
CINTU	274	M	7.39						34.02		17.61	10.97	21.68									23.88		
CINTU	277	M	7.39						11.34			10.97	10.84									11.94		
CINTU	292	M	7.39						11.34			10.97	10.84									11.94		
CINTU	309	M	7.39								17.61	10.97	10.84		27.92							11.94	6.20	
CINTU	313	M	7.39						68.05			32.92	43.36				33.38	39.56	13.56	18.60		35.82		29.26
CINTU	60	F	7.39						22.68		8.80	10.97	21.68					39.56				11.94		29.26
CINTU	67	F				9.33			11.34		8.80	21.94	32.52					39.56	54.25			11.94		43.88

Number of items in k category times its Coefficient of Status N(k)*Cs(k)																										
Necropolis	Burial	Sex	B0	B1	B2	B3	B4	B5	BANQ	CULT	DRES	DRVS	FCO	GMST	GRCO	BED	LIGHT	ORN	SVBC	GYM	WOL	SYM	WEAP	BR AGPB	Status Index SUM [Nk*Cs(k)]	SI/number individuals in chamber
CINTU	68	F	7.39						11.34		8.80		10.84												38.37	
CINTU	79	F	7.39						34.02			21.94	32.52					13.19	13.56			35.82			158.45	
CINTU	81	F	7.39						45.37		8.80	10.97	32.52									11.94			116.99	
CINTU	122	F	7.39									10.97	10.84					13.19				11.94			54.33	
CINTU	138	F	7.39									21.94	10.84					26.37				11.94		14.63	93.12	
CINTU	141	F							11.34				10.84					13.19				11.94			47.31	
CINTU	204	F				9.33			11.34			10.97	10.84					13.19				23.88		29.26	108.81	
CINTU	223	F	7.39						34.02		8.80	21.94	21.68					13.19						14.63	121.66	
CINTU	233	F	7.39						45.37		8.80		32.52		13.96			13.19	13.56			11.94		14.63	161.36	
CINTU	265	F	7.39									32.92	21.68									11.94			73.93	
CINTU	267	F	7.39						11.34		8.80	10.97	10.84					13.19				11.94		14.63	89.10	
CINTU	273	F	7.39						11.34				10.84					39.56						43.88	113.01	
CINTU	276	F	7.39						45.37		8.80		10.84					26.37				23.88			122.65	
CINTU	306	F	7.39						11.34		17.61		10.84					52.75						58.51	158.43	
CINTU	312	F	7.39								17.61		21.68					52.75				11.94		14.63	125.99	
CINTU	316	F	7.39						11.34		8.80		10.84					13.19			16.22	11.94		14.63	94.35	
FOS	76	M?	7.39								8.80							26.37							42.56	
FOS	124C	M?					17.77		34.02			43.89	75.89	55.83	97.74	34.29	133.54	65.93	108.49	93.00	32.44	35.82		29.26	857.91	171.58
FOS	110	M		5.95					11.34			21.94	21.68		41.89				27.12						129.92	
FOS	140	M		5.95									10.84												16.79	
FOS	201	M		5.95							8.80		10.84							18.60	18.60			14.63	58.82	
FOS	213	M	7.39										10.84							18.60		11.94		14.63	63.40	
FOS	235	M		5.95							8.80		10.84									11.94			37.53	
FOS	328	M		5.95							8.80	21.94			27.92				27.12			23.88			115.62	
FOS	333	M		5.95								65.83	10.84		55.85							35.82			174.29	
FOS	370	M		5.95					22.68			32.92	10.84		41.89				54.25			11.94			180.46	
FOS	401	M	7.39									32.92	10.84		13.96		16.69		54.25	37.20		11.94			185.19	
FOS	402	M		11.89							8.80	21.94	10.84							18.60					72.08	
FOS	407	M		5.95								10.97													16.92	
FOS	418	M		5.95							8.80	10.97	10.84												36.56	
FOS	432	M	7.39						11.34			21.94			41.89		16.69	13.19	81.37			11.94			205.75	

Number of items in k category times its Coefficient of Status N(k)*Cs(K)																								
Necropolis	Burial	Sex	B0	B1	B2	B3	B4	B5	BANQ	CULT	DRES	DRVS	FCO	GMST	GRCO	BED	LIGHT	ORN	SVBC	GYM	WOL	SYM	WEAP	BR AGPB
FOS	447	M		5.95								10.97	10.84					26.37		18.60				14.63
FOS	469	M	7.39						11.34			32.92	21.68		41.89		16.69	39.56	27.12	18.60		11.94		29.26
FOS	488	M	7.39										10.84					65.93	40.68					29.26
FOS	491	M		5.95							8.80							13.19						
FOS	503	M	7.39								17.61	10.97	21.68		27.92		16.69	13.19	40.68			23.88		
FOS	504	M	7.39									21.94	21.68		41.89		16.69		54.25			11.94		
FOS	505	M		5.95					11.34			10.97	10.84		69.81		16.69		13.56					
FOS	516	M					17.77		34.02			10.97	32.52	83.75	83.77		83.46	13.19	40.68	74.40		23.88		73.14
FOS	518	M	7.39									21.94	21.68		27.92		16.69		40.68					
FOS	520	M						21.00	45.37			43.89	97.57		41.89	34.29	33.38	65.93	27.12	37.20		59.71		29.26
FOS	542	M	7.39									54.86	21.68		41.89		16.69		13.56			23.88		
FOS	124E	M																						
FOS	2A	M						21.00				65.83	54.21	27.92	27.92		16.69	26.37	27.12	18.60		59.71		29.26
FOS	330C	M						21.00	22.68			120.69	119.25		153.58		116.85		13.56	130.20		95.53		87.77
FOS	330D	M																						
FOS	330E	M																						
FOS	430A	M						21.00	22.68			21.94	32.52	55.83	27.92	34.29	16.69	26.37	40.68	167.40		23.88		29.26
FOS	430D	M																						
FOS	516ridA	M																						
FOS	63B	M																						
FOS	516ridB	F?																						
FOS	85	F	7.39																13.19					
FOS	122	F	7.39										10.84											
FOS	204	F		5.95								10.97	10.84									11.94		
FOS	220	F	7.39								8.80		10.84					13.19						
FOS	223	F		5.95								21.94	10.84					13.19				11.94		14.63
FOS	225	F	7.39										10.84					26.37						14.63
FOS	252	F		5.95							17.61		10.84					79.12						43.88
FOS	265	F	7.39								17.61		10.84					26.37						14.63
FOS	279	F		5.95							17.61							26.37		37.20				14.63
FOS	288	F		5.95									10.84								16.22			

Number of items in k category times its Coefficient of Status N(k)*Cs(K)																										
Necropolis	Burial	Sex	B0	B1	B2	B3	B4	B5	BAHQ	CULT	DRES	DRVS	FCO	GMST	GRCO	BED	LIGHT	ORN	SVBC	GYM	WOL	SYM	WEAP	BR AGPB	Status Index SUM [Nk*Cs(k)]	SI/number individuals in chamber
FOS	351	F		5.95														39.56						29.26	74.76	
FOS	381	F		5.95							8.80	10.97	21.68											14.63	62.03	
FOS	410	F	7.39										10.84		13.96		16.69					11.94			74.39	
FOS	417	F	7.39										43.36												50.75	
FOS	427	F	7.39									21.94	10.84		41.89		33.38	13.19	27.12					14.63	170.38	
FOS	431	F	7.39						11.34			21.94	32.52					13.19				23.88		14.63	124.89	
FOS	544	F	7.39									10.97	10.84												29.20	
FOS	124A	F																							same as 124.	171.58
FOS	124B	F																							same as 124.	171.58
FOS	124D	F																							same as 124.	171.58
FOS	330B	F																							same as 330.	176.22
FOS	430B	F																							same as 430A.	130.12
FOS	430C	F																							same as 430A.	130.12
FOS	520rtdB	F																							same as 520.	268.30
FOS	63A	F						21.00	11.34			65.83	54.21	139.58	97.74		100.15	26.37	40.68	37.20		35.82		58.51	688.45	229.48
FOS	63C	F																							same as 63 A.	229.48
NAV	1B	M																							same as 4	295.93
NAV	4	F					17.77		11.34			32.92	54.21	55.83	13.96	34.29	33.38	105.49	203.42					29.26	591.87	295.93
PELT	111	M			12.33				22.68			32.92	21.68		27.92		33.38	26.37	40.68	18.60				14.63	251.21	
PELT	112	M	7.39						22.68			32.92	10.84		41.89		16.69	13.19	13.56	37.20		11.94		58.51	266.81	
PELT	114	M	7.39						22.68			10.97	32.52		13.96				13.56			23.88		14.63	139.60	
PELT	133	M	7.39						11.34			10.97	21.68				16.69					11.94			80.02	
PELT	113	F	7.39						11.34			21.94	32.52						40.68						113.88	
PELT	130	F	7.39						34.02		8.80	21.94	21.68				13.19	27.12						14.63	148.78	
POG	37	F		5.95														13.19							33.76	
POG	44	M	7.39																27.12						34.51	
PELT	132	F		5.95					22.68			21.94	10.84						13.56			11.94			86.92	

Appendix 58 – Calculation of the Rarity Index for the Orientalizing-Archaic male sample. **Phase 1** – List of grave goods and number of items for grave and category.

Abbreviations as in the title page of Appendix 1 and 34, in addition:

$f(k)$: absolute frequency of the k category in the sample;

$F(\max)$: is the absolute frequency of the most common k category in the sample.

Burial	Necro polis	Sex	B0	B1	B2	B3	B4	AXE	BRBA	BANQ	BRBE	BRC O	BOD Y	DRE SS	DRV ES	COO K	HER C	ORN	SHO	SKI	SPP O	FCO	FCB	SW	SYM	WO OL	BRA G	Object s For Grave (NHk)
5	BAR	M				1																1						1
13	BAR	M	1							1				1							1	1		1	1			6
14	BAR	M				1				1			1								1	1		1		1		5
16	BAR	M	1							1											1	1						3
21	BAR	M	1											2	1							1		1				5
23	BAR	M				1				1				2							1	1						5
29	BAR	M	1							1				1		1		2			1			1		1		7
30	BAR	M	1									1				1						1			1		1	4
31	BAR	M	1																1		1					1	2	
32	BAR	M	1												1									1				2
38	BAR	M		1									1								1	1		1				4
39	BAR	M				1													1	1				1	2		1	6
40	BAR	M							1					1				1			1	1		1	1		1	8
42	BAR	M				1			1					1			1	3				2		2			2	10
47	BAR	M				1				1				1								1			1			4
49	BAR	M				1							1									1			1		1	4
52	BAR	M				1				1												1						2
54	BAR	M				1								1	1							1						3
64	BAR	M	1										1	1							1	1		1	1			6
68	BAR	M	1																			1						1
70	BAR	M				1				1			1									1		1				4
74	BAR	M				1				1												1		1				3
81	BAR	M				1				1			1									1		1	1			5
87	BAR	M	1												1									1			1	2
90	BAR	M	1										1		1						1							3
97	BAR	M	1										1	2	1						1	1						6
113	BAR	M	1							1				1							1				1			5
114	BAR	M	1											1		1						1						3
115	BAR	M	1											2	1							1						4
121	BAR	M	1							1				1			1					1						4
128	BAR	M	1														1											2
626A	BAZ	M?																										0

Burial	Necropolis	Sex	B0	B1	B2	B3	B4	AXE	BRBA	BANQ	BRBE	BRCO	BODY	DRESS	DRVES	COOK	HERC	ORN	SHO	SKI	SPO	FCO	FCB	SW	SYM	WOOL	BRA G	Objects For Grave (NH&)
625BIS	BAZ	M																										0
1325	BAZ	M	1												1									1				2
1382	BAZ	M	1																									0
589	BAZ	M?												5														5
1223	BAZ	M?	1											2													1	2
1273	BAZ	M?	1											1														1
672B	BAZ	M?	1							1				2				4									3	7
406	BAZ	M	1																1		1							3
407	BAZ	M	1											1							1							3
408	BAZ	M	1																		1						1	2
411	BAZ	M	1											5			1	3			2						3	12
417	BAZ	M	1											2			1	3			1	2					3	10
423	BAZ	M	1											3														4
426	BAZ	M	1																		1							2
428	BAZ	M	1											1														2
440	BAZ	M	1																		1							2
441	BAZ	M	1																		1							2
444	BAZ	M	1													1		3	1		1	1	1	1	1		3	10
536	BAZ	M		1										1				1			1						1	4
541	BAZ	M	1																		1							2
560	BAZ	M	1											1		1					1							4
565	BAZ	M	1										1		1													3
579	BAZ	M	1							1																		1
632	BAZ	M		1											1							1						3
633	BAZ	M	1																									1
636	BAZ	M	1																									1
659	BAZ	M		1																	1							1
661	BAZ	M					1				1										1		1					3
670	BAZ	M	1																		1							5
673	BAZ	M	1															1										0
682	BAZ	M		1																	1							3
691	BAZ	M	1															2			1							2
																												4

Burial	Necropolis	Sex	B0	B1	B2	B3	B4	AXE	BRBA	BANQ	BRBE	BRC O	BOD Y	DRE SS	DRV ES	COO K	HER C	ORN	SHO	SKI	SPP O	FCO	FCB	SW	SYM	WO OL	BRA G	Object s For Grave (NH&)
692	BAZ	M	1															1	1	1	2	2		2			1	9
698	BAZ	M	1																					1				1
699	BAZ	M	1										1	1						2				1			1	5
735	BAZ	M	1																			1		1				2
736	BAZ	M		1									1	1							1			1				4
740	BAZ	M	1										1	1							1			1				4
747	BAZ	M		1									1											1				2
772	BAZ	M	1										1	2					1		1			1				6
793	BAZ	M				1			1					1		1			1		1	1		1			2	7
840	BAZ	M	1																		1			1				2
842	BAZ	M	1						1												1			1	1		1	4
866	BAZ	M	1							1																		1
868	BAZ	M	1											2														2
870	BAZ	M			1								1	14				3	1		2	1		1			2	23
890	BAZ	M	1						1						1	3					2		1	1	3		2	11
897	BAZ	M?	1					1																				1
899	BAZ	M		1														1										1
912	BAZ	M	1						1												1			1			1	3
924	BAZ	M	1						1					4				1									2	6
945	BAZ	M	1							1						1												2
976	BAZ	M	1						1												1			1			1	3
1014	BAZ	M		1									1	2				1			1						1	5
1016	BAZ	M	1							1											2			1			1	4
1031	BAZ	M	1																									0
1038	BAZ	M	1							1				1								1						3
1112	BAZ	M				1			1													1		1			1	3
1119	BAZ	M	1															1									1	1
1145	BAZ	M	1																	1				1				2
1204	BAZ	M	1											1														1
1205	BAZ	M	1											1							1			1				3
1206	BAZ	M	1																		1							1
1242	BAZ	M	1													1					1			1				3

Burial	Necropolis	Sex	B0	B1	B2	B3	B4	AXE	BRBA	BANQ	BRBE	BRC O	BOD Y	DRE SS	DRV ES	COO K	HER C	ORN	SHO	SKI	SPP O	FCO	FCB	SW	SYM	WO OL	BRA G	Object s For Grave (NH&)
1251	BAZ	M	1																		1							1
1339	BAZ	M	1											1														1
1359	BAZ	M	1							1																		1
1376	BAZ	M	1											1														1
1423	BAZ	M	1											1							1							2
1426	BAZ	M			1								1														1	1
1512	BAZ	M	1											1				1			1			1			1	4
1515	BAZ	M	1										1								1							3
1520	BAZ	M	1										1		2						1	2		1				7
1521	BAZ	M	1																		1							2
1522	BAZ	M	1										2	3				2			1			2			2	10
1529	BAZ	M	1																1		1			1			1	3
1531	BAZ	M	1										1						1		2							4
1534	BAZ	M	1										1	1		2					1			1				6
1544	BAZ	M	1										1								1			1				3
1547	BAZ	M		1										4														4
1549	BAZ	M		1																	4	1		1				6
1557	BAZ	M	1										1	6					1		1			1				10
1558	BAZ	M	1										1	1				2						1			1	5
1572	BAZ	M	1										1								1			1			1	3
1574	BAZ	M	1										1	2							1			1			1	5
1584	BAZ	M	1															1						1			1	2
1585	BAZ	M	1							1																		1
1597	BAZ	M	1							1												1		1				3
630B	BAZ	M		1									1	2		1		1	1		1			1			3	8
257	CAPE	M	1											1	1							2						4
77	CB	M?	1											2	1													3
57B	CB	M?	1																			1						1
118	CB	M?				1																1			1			2
10	CB	M		1																				1				1
33	CB	M	1											1							1	1						3
34	CB	M	1																			1						1

Burial	Necropolis	Sex	B0	B1	B2	B3	B4	AXE	BRBA	BANQ	BRBE	BRC O	BODY	DRESS	DRVES	COOK	HERC	ORN	SHO	SKI	SPP O	FCO	FCB	SW	SYM	WOOL	BRA G	Object s For Grave (Nhk)
38	CB	M	1												1						1	1						3
42	CB	M	1												1						1		1		1			4
44	CB	M		1											1				1		1	1						4
47	CB	M	1												1						1	1						3
71	CB	M			1				1												2	1		1		1		5
75	CB	M		1										1							1	1						3
82	CB	M				1			1					1					1		2	1		1	1		2	8
91	CB	M				1			1					1							4	2		1	1		1	10
94	CB	M	1											2							8	1			1			12
110	CB	M				1			1							2			1		1	1		1	1		2	8
115	CB	M				1			1				1	1							3	2		1	1		1	10
126	CB	M	1																		2	1	1	1	1		1	7
132	CB	M	1											1				1			1	1			2		1	6
140	CB	M			1				1					1			1				3			1			1	8
143	CB	M				1			1												3		1	1	1		1	7
172	CB	M	1												1				1			2			1			5
173	CB	M	1											1				2		1	1						2	5
254	CINTU	M	1											1								1						2
279	CINTU	M	1													3						1						4
284	CINTU	M	1												1							1						2
290	CINTU	M				1							2	1	1	4				1		1						10
199	CINTU	M?	1											1								1			1	1		4
5	CINTU	M	1															1	1		1	2					1	5
14	CINTU	M	1											1	2			1			1	1					1	6
17	CINTU	M		1				1					1		1		3		1		1	1					2	9
18	CINTU	M	1							1				1	2	1					1	1						7
19	CINTU	M							1												1	1		1			1	4
23	CINTU	M	1						1					1	1				1		1	1		1	1		2	8
26	CINTU	M	1						1												2	1		1	1		2	6
27	CINTU	M	1												1						1	1		1				4
34	CINTU	M	1									1									1	1		1			2	5
53	CINTU	M				1																1						1

Burial	Necro polis	Sex	B0	B1	B2	B3	B4	AXE	BRBA	BANQ	BRBE	BRC O	BOD Y	DRE SS	DRV ES	COO K	HER C	ORN	SHO	SKI	SPP O	FCO	FCB	SW	SYM	WO OL	BRA G	Object s For Grave (Nhk)
56	CINTU	M	1											1							1	2		1				5
74	CINTU	M	1											1		1			1		1	2						6
76	CINTU	M	1										1	1		3			1		1	3				1		10
80	CINTU	M	1							1					1							1						3
97	CINTU	M	1											1	1	1						2			1			6
105	CINTU	M																1					1				2	
106	CINTU	M	1							1				1					1		1	1			1			6
108	CINTU	M	1												1	1			1		1	1						5
115	CINTU	M	1								1			1		2			1		1	2		1			3	9
119	CINTU	M	1						1										1		1	2		1	1		3	7
125	CINTU	M	1						1			1	1			3					1	1	1	1	1		4	11
131	CINTU	M	1						1						1			1	1		1	1					1	6
135	CINTU	M	1													1					1	1						3
136	CINTU	M				1				1				4				1			1	1			1		1	9
137	CINTU	M				1								1	3						1	1						6
142	CINTU	M	1							1				1	1				1		1	1						6
143	CINTU	M				1							1	2					1		1	1		1	1		1	8
156	CINTU	M	1						1													1		1			1	3
160	CINTU	M	1						1										1		2	1			1		1	6
180	CINTU	M	1						1					1							2	1		1			1	6
184	CINTU	M	1											1							2	1		1				5
191	CINTU	M				1			1					2					1		3	1		1	1		1	10
193	CINTU	M	1						1										1		1	1		1			1	5
195	CINTU	M				1				1			1								2	1		1	1			7
203	CINTU	M	1											1	1						1	1		1				5
205	CINTU	M	1							1												1		1				3
210	CINTU	M	1																		1	1						3
212	CINTU	M	1						1						1						1	1		1			1	5
217	CINTU	M				1							1			2			1	1		1						7
224	CINTU	M				1								3							1	1				1		6
238	CINTU	M	1											1	1				1		1	1						5
242	CINTU	M	1											1					1			2						4

Burial	Necropolis	Sex	B0	B1	B2	B3	B4	AXE	BRBA	BANQ	BRBE	BRC O	BOD Y	DRESSES	DRVES	COOK	HERC	ORN	SHO	SKI	SPP O	FCO	FCB	SW	SYM	WO OL	BRA G	Objects For Grave (NH&)
257	CINTU	M	1												1	1	1				1	1						4
293	CINTU	M	1											1	1	2					1	1						6
298	CINTU	M	1											2		1		1	1		4			1			2	11
300	CINTU	M	1					1					1	1		1	1			1	4	2		1	1		1	14
319	CINTU	M	1											1	1	2					1	2						7
321	CINTU	M	1											1	1	2		1	1		1	1						8
325	CINTU	M	1												1						1	2			2			6
ANAS_2	CINTU	M	1											1				1				1						4
3	CR	M		1														1	1		1	1					1	4
5	CR	M	1										1	1								1						3
15	CR	M	1											1	1							1						3
21	CR	M	1																		1			1				2
23	CR	M	1							1				1								1		1				4
157	FOS	M	1																						1			1
163	FOS	M	1							1					1		1					1			1			5
184	FOS	M		1										5			1	2			1			1				10
197	FOS	M		1										2	1			2						1				6
215	FOS	M				1								1		1					2			1	1			6
222	FOS	M	1																					1	1			2
255	FOS	M		1											1						1	1			1			4
270	FOS	M				1							1	3		1			1		2			1			1	9
296	FOS	M		1										3				1			1			1			1	6
319	FOS	M		1				1						2		1											1	4
320	FOS	M		1												1						1		1	1			4
435	FOS	M		1						1												1						2
437	FOS	M	1											1							2							3
457	FOS	M				1				1								2									1	5
464	FOS	M		1																	1	1						2
534	FOS	M		1									1														1	1
561	FOS	M		1										2								1						3
562	FOS	M	1											1							1							2
567	FOS	M	1											1								1						2

Burial	Necropolis	Sex	B0	B1	B2	B3	B4	AXE	BRBA	BANQ	BRBE	BRCO	BODY	DRESS	DRVES	COOK	HERC	ORN	SHO	SKI	SPO	FCO	FCB	SW	SYM	WOOL	BRA G	Objects For Grave (NH&)
572	FOS	M	1											1				2				1					2	4
405B	FOS	M	1											1				1									2	2
12	POG	M	1																			1						1
13	POG	M?				1								2														2
15	POG	M	1						1									4			2	1		1			4	9
25	POG	M	1																		1			1				2
29	POG	M	1						1					1			1							1			1	4
520ridA	FOS	M	1															3			1	1					2	5
Number of graves with item N(k)			161	27	3	34	1	2	35	32	2	3	42	107	46	36	8	41	37	5	135	125	6	118	46	1	81	Total Number of artifacts
Number item N(k) in the sample			161	27	3	34	1	2	35	32	2	3	44	177	51	56	8	68	37	5	181	145	6	121	51	1	118	1025
F(k)			0.712	0.119	0.013	0.150	0.004	0.002	0.034	0.031	0.002	0.003	0.043	0.173	0.05	0.055	0.008	0.066	0.036	0.005	0.177	0.142	0.006	0.118	0.05	0.001	0.115	

Appendix 59 – Calculation of the Rarity Index for the Orientalizing-Archaic male sample from the Aterno River Valley. **Phase 2** – Calculation of the Rarity Index.

Abbreviations as in the title page of Appendix 1, 34, and 58 in addition:

$Cr(k)=1-[f(k)/f(max)]$: Coefficient of Rarity for the K category; $f(k)$ is the absolute frequency of the k category in the sample, and $F(max)$ is the absolute frequency of the most common k category in the sample;

$Sum[Cr(K),n]$: sum of the Coefficient of Rarity multiplied for the number of items in the K category.

Coefficient of Rarity $Cr(k)=1-[f(k)/f(\max)]$

Burial	Neuro polls	Sex	B0	B1	B2	B3	B4	AXE	BRBA	BANQ	BRBE	BRCO	BODY	DRES	DRVS	COK	HERC	ORN	SHO	SKI	SPPO	FCO	FCB	SW	SYM	WOL	BRAG	Rarity Index Sum/Cr (K),n
5	BAR	M				0.79																0.20						0.99
13	BAR	M	0.10							0.82				0.02							0.10	0.20		0.33	0.72			2.29
14	BAR	M				0.79				0.82			0.76								0.10	0.20		0.33		0.35		3.35
16	BAR	M	0.10							0.82											0.10	0.20						1.22
21	BAR	M	0.10											0.04	0.72							0.20		0.33				1.39
23	BAR	M				0.79				0.82				0.04							0.10	0.20						1.96
29	BAR	M	0.10							0.82				0.02		0.69	1.25				0.10			0.33		0.35	3.66	
30	BAR	M	0.10									0.98				0.69						0.20			0.72	0.35	3.04	
31	BAR	M	0.10																0.80		0.10					0.35	1.34	
32	BAR	M	0.10												0.72								0.33				1.15	
38	BAR	M		0.83									0.76								0.10	0.20		0.33			2.22	
39	BAR	M				0.79													0.80	0.97	0.10			0.33	1.44	0.35	4.77	
40	BAR	M							0.81				0.76	0.02				0.62			0.10	0.20		0.33	0.72	0.35	3.91	
42	BAR	M				0.79			0.81					0.02			0.96	1.87				0.40		0.66		0.70	6.20	
47	BAR	M				0.79				0.82				0.02								0.20			0.72		2.55	
49	BAR	M				0.79							0.76	0.02								0.20			0.72	0.35	2.83	
52	BAR	M				0.79				0.82												0.20					1.81	
54	BAR	M				0.79								0.02	0.72							0.20					1.73	
64	BAR	M	0.10										0.76	0.02						0.10	0.20		0.33	0.72			2.23	
68	BAR	M	0.10																			0.20					0.30	
70	BAR	M				0.79				0.82			0.76									0.20		0.33				2.90
74	BAR	M				0.79				0.82												0.20		0.33				2.14
81	BAR	M				0.79				0.82			0.76									0.20		0.33	0.72			3.62
87	BAR	M	0.10												0.72								0.33			0.35	1.50	
90	BAR	M	0.10										0.76		0.72					0.10							1.68	
97	BAR	M	0.10										0.76	0.04	0.72					0.10	0.20						1.92	
113	BAR	M	0.10							0.82				0.02							0.10	0.20			0.72			1.96
114	BAR	M	0.10											0.02		0.69						0.20					1.01	
115	BAR	M	0.10											0.02	0.72							0.20					1.06	
121	BAR	M	0.10							0.82				0.02		0.69						0.20						1.83

Coefficient of Rarity $Cr(k)=1-[f(k)/f(\max)]$

Burial	Neuro polls	Sex	B0	B1	B2	B3	B4	AXE	BRBA	BANQ	BRBE	BRCO	BODY	DRES	DRVS	COK	HERC	ORN	SHO	SKI	SPPO	FCO	FCB	SW	SYM	WOL	BRAG	Rarity Index Sum/Cr (K,n)
128	BAR	M	0.10													0.69						0.20						0.99
626A	BAZ	M?																										
625BH S	BAZ	M																										
1325	BAZ	M	0.10																									1.54
1382	BAZ	M	0.10												0.72									0.72				0.10
589	BAZ	M?																										0.11
1223	BAZ	M?	0.10											0.11														0.49
1273	BAZ	M?	0.10											0.04													0.35	0.12
672B	BAZ	M?	0.10							0.82				0.04				2.50									1.04	4.51
406	BAZ	M	0.10																0.80		0.10			0.33				1.33
407	BAZ	M	0.10											0.02							0.10			0.33				0.55
408	BAZ	M	0.10																		0.10			0.33			0.35	0.88
411	BAZ	M	0.10											0.11			0.96	1.87			0.20			0.33			1.04	4.61
417	BAZ	M	0.10											0.04			0.96	1.87			0.10	0.40		0.33			1.04	4.85
423	BAZ	M	0.10											0.07										0.33				0.50
426	BAZ	M	0.10																		0.10			0.33				0.53
428	BAZ	M	0.10																					0.33				0.45
440	BAZ	M	0.10																		0.10			0.33				0.53
441	BAZ	M	0.10																		0.10			0.33				0.53
444	BAZ	M	0.10													0.69		1.87	0.80		0.10	0.20	0.97	0.33	0.72		1.04	6.82
536	BAZ	M	0.83											0.02				0.62			0.10			0.33			0.35	2.26
541	BAZ	M	0.10																		0.10			0.33				0.53
560	BAZ	M	0.10													0.69					0.10			0.33				1.24
565	BAZ	M	0.10											0.02							0.10			0.33				1.91
579	BAZ	M	0.10										0.76		0.72									0.33				0.92
632	BAZ	M	0.83							0.82					0.72							0.20		0.33				2.08
633	BAZ	M	0.10																				0.33					0.43
636	BAZ	M	0.10																				0.33					0.43
659	BAZ	M		0.83											0.72						0.10		0.97					2.62
661	BAZ	M					0.99						0.76	0.02							0.10			0.33				3.19

Coefficient of Rarity $Cr(k)=1-[f(k)/f(\max)]$

Burial	Necro polis	Sex	B0	B1	B2	B3	B4	AXE	BRBA	BANQ	BRBE	BRCO	BODY	DRES	DRVS	COK	HERC	ORN	SHO	SKI	SPPO	FCO	FCB	SW	SYM	WOL	BRAG	Rarity Index Sum/Cr (K),n
670	BAZ	M	0.10																									0.10
673	BAZ	M	0.10															0.62			0.10			0.33				1.16
682	BAZ	M		0.83																	0.10			0.33				1.26
691	BAZ	M	0.10															1.25			0.10			0.33				1.78
692	BAZ	M	0.10															0.62	0.80	0.97	0.20	0.40		0.66		0.35	4.10	
698	BAZ	M	0.10																					0.33				0.43
699	BAZ	M	0.10										0.76	0.02						0.20				0.33		0.35	1.76	
735	BAZ	M	0.10																			0.20		0.33				0.63
736	BAZ	M		0.83									0.76	0.02							0.10			0.33				2.04
740	BAZ	M	0.10										0.76	0.02							0.10			0.33				1.31
747	BAZ	M		0.83									0.76											0.33				1.92
772	BAZ	M	0.10										0.76	0.04					0.80		0.10			0.33				2.13
793	BAZ	M				0.79			0.81					0.02		0.69			0.80		0.10	0.20		0.33		0.70	4.43	
840	BAZ	M	0.10																		0.10			0.33				0.53
842	BAZ	M	0.10						0.81												0.10			0.33	0.72	0.35	2.40	
866	BAZ	M	0.10							0.82																		0.92
868	BAZ	M	0.10											0.04														0.14
870	BAZ	M			0.98								0.76	0.31				1.87	0.80		0.20	0.20		0.33		0.70	6.14	
890	BAZ	M	0.10						0.81						0.72	2.07					0.20			0.33	2.15	0.70	7.08	
897	BAZ	M?	0.10					0.99																			1.09	
899	BAZ	M		0.83														0.62									1.46	
912	BAZ	M	0.10						0.81												0.10			0.33		0.35	1.69	
924	BAZ	M	0.10						0.81					0.09				0.62								0.70	2.32	
945	BAZ	M	0.10							0.82						0.69											1.61	
976	BAZ	M	0.10						0.81												0.10			0.33		0.35	1.69	
1014	BAZ	M		0.83									0.76	0.04				0.62			0.10					0.35	2.71	
1016	BAZ	M	0.10							0.82											0.20			0.33		0.35	1.80	
1031	BAZ	M	0.10																								0.10	
1038	BAZ	M	0.10							0.82				0.02								0.20						1.14
1112	BAZ	M				0.79			0.81													0.20		0.33		0.35	2.47	

Coefficient of Rarity $Cr(k)=1-[f(k)/f(\max)]$

Burial	Neuro polls	Sex	B0	B1	B2	B3	B4	AXE	BRBA	BANQ	BRBE	BRCO	BODY	DRES	DRVS	COK	HERC	ORN	SHO	SKI	SPPO	FCO	SW	SYM	WOL	BRAG	Rarity Index Sum/Cr (K)n
1119	BAZ	M	0.10															0.62								0.35	1.07
1145	BAZ	M	0.10																		0.10		0.33				0.53
1204	BAZ	M	0.10											0.02													0.12
1205	BAZ	M	0.10											0.02							0.10		0.33				0.55
1206	BAZ	M	0.10																		0.10						0.20
1242	BAZ	M	0.10													0.69					0.10		0.33				1.22
1251	BAZ	M	0.10																		0.10						0.20
1339	BAZ	M	0.10											0.02													0.12
1359	BAZ	M	0.10						0.82																		0.92
1376	BAZ	M	0.10											0.02													0.12
1423	BAZ	M	0.10											0.02							0.10						0.22
1426	BAZ	M		0.98									0.76													0.35	2.09
1512	BAZ	M	0.10										0.76	0.02				0.62			0.10		0.33			0.35	1.53
1515	BAZ	M	0.10										0.76								0.10		0.33				1.29
1520	BAZ	M	0.10										0.76		1.44					0.10	0.40		0.33				3.12
1521	BAZ	M	0.10																	0.10			0.33				0.53
1522	BAZ	M	0.10										1.51	0.07				1.25			0.10		0.66			0.70	4.39
1529	BAZ	M	0.10																0.80		0.10		0.33			0.35	1.68
1531	BAZ	M	0.10										0.76						0.80		0.20						1.85
1534	BAZ	M	0.10										0.76	0.02		1.38					0.10		0.33				2.69
1544	BAZ	M	0.10										0.76								0.10		0.33				1.29
1547	BAZ	M		0.83										0.09													0.92
1549	BAZ	M		0.83																	0.40	0.20	0.33				1.76
1557	BAZ	M	0.10										0.76	0.13					0.80		0.10		0.33				2.22
1558	BAZ	M	0.10										0.76	0.02				1.25					0.33			0.35	2.81
1572	BAZ	M	0.10										0.76								0.10		0.33			0.35	1.64
1574	BAZ	M	0.10										0.76	0.04							0.10		0.33			0.35	1.68
1584	BAZ	M	0.10										0.76					0.62					0.33			0.35	1.40
1585	BAZ	M	0.10							0.82																	0.92
1597	BAZ	M	0.10							0.82												0.20	0.33				1.45

Coefficient of Rarity $Cr(k)=1-[f(k)/f(\max)]$

Burial	Necro polis	Sex	B0	B1	B2	B3	B4	AXE	BRBA	BANQ	BRBE	BRCO	BODY	DRES	DRVS	COK	HERC	ORN	SHO	SKI	SPPO	FCO	FCB	SW	SYM	WOL	BRAG	Rarity Index Sum/Cr (K)n
630B	BAZ	M		0.83									0.76	0.04		0.69		0.62	0.80		0.10			0.33			1.04	5.22
257	CAPE	M	0.10											0.02	0.72							0.40						1.24
77	CB	M?	0.10											0.04	0.72													0.86
57B	CB	M?	0.10																			0.20						0.30
118	CB	M?				0.79																0.20			0.72			1.71
10	CB	M		0.83																				0.33				1.16
33	CB	M	0.10											0.02							0.10	0.20						0.42
34	CB	M	0.10																			0.20						0.30
38	CB	M	0.10												0.72						0.10	0.20						1.12
42	CB	M	0.10												0.72						0.10		0.97		0.72			2.60
44	CB	M		0.83											0.72				0.80		0.10	0.20						2.65
47	CB	M	0.10												0.72						0.10	0.20						1.12
71	CB	M				0.79			0.81												0.20	0.20		0.33			0.35	2.67
75	CB	M		0.83										0.02							0.10	0.20						1.15
82	CB	M				0.79			0.81					0.02					0.80		0.20	0.20		0.33	0.72		0.70	4.56
91	CB	M				0.79			0.81					0.02							0.40	0.40		0.33	0.72		0.35	3.81
94	CB	M	0.10											0.04							0.80	0.20			0.72			1.86
110	CB	M				0.79			0.81							1.38			0.80		0.10	0.20		0.33	0.72		0.70	5.82
115	CB	M				0.79			0.81				0.76	0.02							0.30	0.40		0.33	0.72		0.35	4.47
126	CB	M	0.10						0.81												0.20	0.20	0.97	0.33	0.72		0.35	3.67
132	CB	M	0.10											0.02				0.62			0.10	0.20			1.44		0.35	2.83
140	CB	M			0.98				0.81					0.02			0.96			0.97	0.30			0.33			0.35	4.72
143	CB	M				0.79			0.81												0.30		0.97	0.33	0.72		0.35	4.26
172	CB	M	0.10												0.72				0.80		0.10	0.20			0.72			2.73
173	CB	M	0.10											0.02				1.25			0.10	0.20				0.70		2.37
254	CINTU	M	0.10											0.02								0.20						0.32
279	CINTU	M	0.10													2.07						0.20						2.37
284	CINTU	M	0.10												0.72							0.20						1.02
290	CINTU	M				0.79							1.51	0.02	0.72	2.76			0.80			0.20						6.80
199	CINTU	M?	0.10											0.02								0.20			0.72	0.99		2.03

Coefficient of Rarity $Cr(k)=1-[f(k)/f(\max)]$

Burial	Necro polis	Sex	B0	B1	B2	B3	B4	AXE	BRBA	BANQ	BRBE	BRCO	BODY	DRES	DRVS	COK	HERC	ORN	SHO	SKI	SPPO	FCO	FCB	SW	SYM	WOL	BRAG	Rarity Index Sum/Cr (K)n
5	CINTU	M	0.10															0.62	0.80		0.10	0.40					0.35	2.37
14	CINTU	M	0.10											0.02	1.44			0.62			0.10	0.20					0.35	2.83
17	CINTU	M		0.83				0.99					0.76		0.72	2.07		0.62			0.10	0.20					0.70	6.99
18	CINTU	M	0.10							0.82				0.02	1.44	0.69					0.10	0.20						3.37
19	CINTU	M							0.81												0.10	0.20	0.33			0.35	1.79	
23	CINTU	M	0.10						0.81					0.02	0.72				0.80		0.10	0.20		0.33	0.72	0.70	4.49	
26	CINTU	M	0.10						0.81												0.20	0.20		0.33	0.72	0.70	3.05	
27	CINTU	M	0.10												0.72					0.10	0.20		0.33				1.45	
34	CINTU	M	0.10						0.81			0.98								0.10	0.20	0.20	0.33			0.70	3.22	
53	CINTU	M				0.79															0.20						0.99	
56	CINTU	M	0.10											0.02							0.10	0.40	0.33				0.95	
74	CINTU	M	0.10											0.02		0.69			0.80		0.10	0.40					2.11	
76	CINTU	M	0.10										0.76	0.02		2.07			0.80		0.10	0.60				0.35	4.79	
80	CINTU	M	0.10							0.82					0.72							0.20						1.84
97	CINTU	M	0.10											0.02	0.72	0.69					0.40				0.72			2.65
105	CINTU	M																0.62					0.33				0.96	
106	CINTU	M	0.10							0.82				0.02					0.80		0.10	0.20			0.72			2.76
108	CINTU	M	0.10												0.72	0.69			0.80		0.10	0.20					2.60	
115	CINTU	M	0.10								0.99			0.02		1.38			0.80		0.10	0.40		0.33		1.04	5.16	
119	CINTU	M	0.10						0.81										0.80		0.10	0.40		0.33	0.72	1.04	4.29	
125	CINTU	M	0.10						0.81			0.98				2.07					0.10	0.20	0.97	0.33	0.72	1.39	8.43	
131	CINTU	M	0.10						0.81						0.72			0.62	0.80		0.10	0.20				0.35	3.69	
135	CINTU	M	0.10													0.69				0.10	0.20						1.09	
136	CINTU	M				0.79				0.82				0.09				0.62			0.10	0.20			0.72	0.35	3.69	
137	CINTU	M				0.79								0.02	2.15					0.10	0.20						3.26	
142	CINTU	M	0.10							0.82				0.02	0.72				0.80		0.10	0.20					2.76	
143	CINTU	M				0.79							0.76	0.04					0.80		0.10	0.20		0.33	0.72	0.35	4.08	
156	CINTU	M	0.10						0.81										0.80			0.20		0.33		0.35	1.79	
160	CINTU	M	0.10						0.81										0.80		0.20	0.20			0.72	0.35	3.17	
180	CINTU	M	0.10						0.81					0.02							0.20	0.20		0.33		0.35	2.01	

Coefficient of Rarity $Cr(k)=1-[f(k)/f(\max)]$

Burial	Necro polis	Sex	B0	B1	B2	B3	B4	AXE	BRBA	BANQ	BRBE	BRCO	BODY	DRES	DRVS	COK	HERC	ORN	SHO	SKI	SPPO	FCO	FCB	SW	SYM	WOL	BRAG	Rarity Index Sum/Cr (K,n)
184	CINTU	M	0.10											0.02						0.20	0.20	0.20		0.33				0.85
191	CINTU	M				0.79			0.81					0.04					0.80		0.30	0.20	0.33	0.72		0.35	4.33	
193	CINTU	M	0.10						0.81										0.80		0.10	0.20	0.33		0.35	2.68		
195	CINTU	M				0.79				0.82			0.76							0.20	0.20	0.20	0.33	0.72			3.82	
203	CINTU	M	0.10											0.02	0.72					0.10	0.20	0.33					1.47	
205	CINTU	M	0.10							0.82											0.20	0.20		0.33			1.45	
210	CINTU	M	0.10																	0.10	0.20			0.72			1.12	
212	CINTU	M	0.10						0.81						0.72					0.10	0.20	0.20		0.33		0.35	2.60	
217	CINTU	M				0.79							0.76		0.72	1.38			0.80	0.97		0.20					5.61	
224	CINTU	M				0.79								0.07						0.10	0.20	0.20			0.72		1.87	
238	CINTU	M	0.10											0.02	0.72				0.80	0.10	0.10	0.20					1.93	
242	CINTU	M	0.10											0.02					0.80			0.40					1.32	
257	CINTU	M	0.10												0.72	0.69				0.10	0.20						1.81	
293	CINTU	M	0.10											0.02	0.72	1.38				0.10	0.20	0.20					2.52	
298	CINTU	M	0.10						0.81					0.04		0.69		0.62	0.80		0.40			0.33		0.70	4.49	
300	CINTU	M	0.10						0.81				0.76	0.02		0.69	0.96			0.97	0.40	0.40	0.33	0.72		0.35	6.50	
319	CINTU	M	0.10											0.02	0.72	1.38				0.10	0.40						2.72	
321	CINTU	M	0.10											0.02	0.72	1.38		0.62	0.80	0.10	0.20	0.20					3.94	
325	CINTU	M	0.10												0.72					0.10	0.40	0.40		1.44			2.75	
ANAS _2	CINTU	M	0.10											0.02				0.62				0.20		0.33			1.28	
3	CR	M		0.83														0.62		0.10	0.20	0.20	0.33		0.35	2.44		
5	CR	M	0.10										0.76	0.02								0.20					1.08	
15	CR	M	0.10											0.02	0.72							0.20					1.04	
21	CR	M	0.10																	0.10							0.53	
23	CR	M	0.10							0.82				0.02								0.20	0.33				1.48	
157	FOS	M	0.10																						0.72		0.82	
163	FOS	M	0.10							0.82					0.72		0.96					0.20			0.72		3.51	
184	FOS	M		0.83										0.11			0.96	1.25			0.10		0.33				3.58	
197	FOS	M		0.83										0.04	0.72		1.25	1.25					0.33				3.17	
215	FOS	M				0.79								0.02		0.69				0.20			0.33	0.72			2.75	

Coefficient of Rarity $Cr(k)=1-[f(k)/f(\max)]$

Burial	Neuro polls	Sex	B0	B1	B2	B3	B4	AXE	BRBA	BANQ	BRBE	BRCO	BODY	DRES	DRVS	COK	HERC	ORN	SHO	SKI	SPPO	FCO	FCB	SW	SYM	WOL	BRAG	Rarity Index Sum/Cr (K)n
222	FOS	M	0.10																					0.33	0.72			1.15
255	FOS	M		0.83											0.72						0.10	0.20			0.72			2.57
270	FOS	M				0.79							0.76	0.07		0.69			0.80		0.20			0.33			0.35	3.98
296	FOS	M		0.83										0.07				0.62			0.10			0.33			0.35	2.30
319	FOS	M		0.83					0.81					0.04		0.69											0.35	2.72
320	FOS	M		0.83												0.69						0.20		0.33	0.72			2.77
435	FOS	M		0.83						0.82												0.20						1.85
437	FOS	M	0.10											0.02							0.20							0.32
457	FOS	M				0.79				0.82								1.25				0.20		0.33			0.35	3.74
464	FOS	M		0.83																0.10	0.20							1.13
534	FOS	M		0.83									0.76														0.35	1.94
561	FOS	M		0.83										0.04								0.20						1.08
562	FOS	M	0.10											0.02							0.10							0.22
567	FOS	M	0.10											0.02								0.20						0.32
572	FOS	M	0.10											0.02			1.25					0.20					0.70	2.27
405B	FOS	M	0.10											0.02		0.62											0.70	1.44
12	POG	M	0.10																			0.20						0.30
13	POG	M?				0.79								0.04														0.83
15	POG	M	0.10						0.81									2.50			0.20	0.20		0.33			1.39	5.53
25	POG	M	0.10																		0.10			0.33				0.53
29	POG	M	0.10						0.81					0.02			0.96							0.33			0.35	2.56
520hd A	FOS	M	0.10															1.87			0.10	0.20					0.70	2.97

Appendix 60 – Calculation of the Rarity Index for the Orientalizing-Archaic female sample from the Aterno River Valley. **Phase 1** – List of grave goods and number of items for grave and category.

Abbreviations as in the title page of Appendix 1, 34, and 58.

Necropolis	Burial	Sex	B0	B1	B2	B3	B4	AXE	BRBA	BANQ	BRBE	BRCO	BODY	DRES	DRVS	COK	HERC	ORN	SHO	SKI	SPPO	FCO	FCB	SW	SYM	WOL	BRAG	Objects for grave (NHK)
BAR	20	F	1											3								1				1		5
BAR	22	F				1				1				5								1			1		5	8
BAR	25	F				1				1				4								1					4	6
BAR	33	F				1								1								1				1		3
BAR	34	F				1								2								1				1		4
BAR	36	F				1				1				4								1						6
BAR	43	F				1					1			2				1				1					1	5
BAR	55	F				1				1				1								1			1			4
BAR	59	F				1			1					4								1					1	6
BAR	61	F				1								5	1							1					3	7
BAR	62	F				1								3				1				1			1	1		7
BAR	65	F				1								2				2				1				1	2	6
BAR	67	F				1								2											1	1		4
BAR	69	F				1								5				1				1					4	7
BAR	94	F	1							1				2													2	3
BAR	96	F				1								2	1							1						4
BAR	98	F				1								4								1			2		3	7
BAR	100	F	1							1				1											1			3
BAR	110	F				1								5	1							1					2	7
BAR	112	F				1				1				2								1						4
BAR	119	F				1				1				4								1					4	6
BAR	125	F				1				1				4								1					3	6
BAR	132	F				1				1				4								1					1	6
BAZ	1518	F?	1											5													3	5
BAZ	1589	F?		1						1																		1
BAZ	1602	F?	1							1																		1
BAZ	386	F	1							1				4												1		6
BAZ	398	F	1											1				1									2	3
BAZ	455	F	1											5														5
BAZ	475	F		1										4	1											1		6
BAZ	502	F	1											2				1									2	3
BAZ	534	F		1										3														3
BAZ	554	F	1							1	1			6													1	8

Necropolis	Burial	Sex	B0	B1	B2	B3	B4	AXE	BRBA	BANQ	BRBE	BRCO	BODY	DRES	DRVS	COK	HERC	ORN	SHO	SKI	SPPO	FCO	FCB	SW	SYM	WOL	BRAG	Objects for grave (NHK)
BAZ	575	F?	1											4													1	4
BAZ	580	F		1										6				4									3	10
BAZ	600	F		1										5				2										7
BAZ	664	F	1																									0
BAZ	666	F	1								1											1						2
BAZ	689	F		1						1				6	1			1				2				2	2	13
BAZ	846	F		1																		1						1
BAZ	873	F	1											5														5
BAZ	877	F	1											1														1
BAZ	913	F	1																						2			2
BAZ	985	F	1							1				4				2										7
BAZ	1006	F					1				1			4				2								2	2	7
BAZ	1030	F	1											2				2								1	1	5
BAZ	1114	F	1								1			2								2				1	2	6
BAZ	1182	F	1																									0
BAZ	1233	F	1											1													1	1
BAZ	1276	F	1											7				2				1				2	2	10
BAZ	1346	F	1																									0
BAZ	1358	F	1											1				2								3	3	3
BAZ	1387	F	1							1								1										2
BAZ	1537	F	1								1			2												3	3	3
BAZ	1543	F	1											2				1							1			4
BAZ	1562	F		1										3														3
BAZ	671B	F	1											1														1
CAPE	171	F	1											1	1							2						4
CAPE	141	F	1											3	1							1						5
CB	2	F				1					1											1				1	1	3
CB	27	F	1															1				2					1	3
CB	35	F				1												3				2					3	5
CB	39	F				1								1								1						2
CB	59	F				1				1				2				2				1					2	6
CB	88	F				1																1						2
CB	98	F				1				1								3				1				3	3	5

Necropolis	Burial	Sex	B0	B1	B2	B3	B4	AXE	BRBA	BANQ	BRBE	BRCO	BODY	DRES	DRVS	COK	HERC	ORN	SHO	SKI	SPPQ	FCO	FCB	SW	SYM	WOL	BRAG	Objects for grave (NHK)
CB	103	F				1								3				1	1			1			1	1	3	8
CB	105	F		1					1					5								1					5	7
CB	171	F												4					1								2	7
CB	181	F												4	1			2	1			1			1			11
CB	193	F																1				1				2	2	2
CINTU	302	F												1	1			2				1	1		1		1	7
CINTU	303	F												4				3				1					2	8
CINTU	9	F												4								1						5
CINTU	46	F								1				3								1						5
CINTU	100	F												1				2				4					2	7
CINTU	110	F												1				2				1					2	4
CINTU	128	F								1				6	1			1				1					2	10
CINTU	130	F							1					3								1			1		4	6
CINTU	133	F												1	1			2				1			1		1	6
CINTU	148	F												5				2				1					6	8
CINTU	157	F								1								2				1			1	1	1	6
CINTU	167	F								1				3								1			1		1	6
CINTU	173	F									1			2								1		2	1	1	1	7
CINTU	177	F												4								1					4	5
CINTU	178	F												1								2			1		1	4
CINTU	192	F							1					15				1				1			1		1	19
CINTU	198	F							1					9								1					6	11
CINTU	201	F												1	1						1				1			4
CINTU	207	F							1					10								1					9	12
CINTU	209	F							1					8								1			2		10	12
CINTU	211	F								1				1				3				1					3	6
CINTU	214	F												1				1				2						4
CINTU	215	F												2	1			1										4
CINTU	255	F												4	1							1			1			7
CINTU	296	F												4				3				1			1		5	9
CINTU	297	F								1				6				4				1					6	12
CINTU	301	F												4	1			2				1					1	8
CINTU	322	F															3					2			1		1	6

Necropolis	Burial	Sex	B0	B1	B2	B3	B4	AXE	BRBA	BANQ	BRBE	BRCO	BODY	DRES	DRVS	COK	HERC	ORN	SHO	SKI	SPPO	FCO	FCB	SW	SYM	WOL	BRAG	Objects for grave (NHk)
CINTU	ANAS_1	F	1											2								1				1		4
CR	1	F	1											3													3	3
CR	2	F		1						1				4													4	5
CR	9	F				1								4								1					1	5
CR	11	F	1											2				1								1	1	4
CR	13	F	1											2								1						3
CR	19	F		1							1			1								1					1	3
CR	24	F				1				1				4								1					2	6
FOS	159	F		1						1				6				2				1				1		11
FOS	208	F			1									6				4							1	1	3	12
FOS	301	F		1						1				3				3	1			1					1	9
FOS	344	F	1											3	1							1			1			6
FOS	524	F		1														7				1					4	8
FOS	556	F	1											1								1						2
POG	11	F	1											1														1
POG	41	F	1															1										1
PELT	134	F		1					1					4				6				1			1		3	13
Number of graves with item N(k)			70	15	1	29	1	0	8	29	8	0	0	97	16	2	0	46	3	0	0	77	1	0	26	20	68	Total number of artifacts
Number item N(k) in the sample			70	15	1	29	1	0	8	29	8	0	0	330	16	4	0	98	3	0	0	88	1	0	30	21	178	636
F(k)			0.60	0.13	0.01	0.25	0.01	0.00	0.01	0.05	0.01	0.00	0.00	0.52	0.03	0.01	0.00	0.15	0.00	0.00	0.00	0.14	0.00	0.00	0.05	0.03	0.28	

Appendix 61 – Calculation of the Rarity Index for the Orientalizing-Archaic female sample from the Aterno River Valley. **Phase 2** – Calculation of the Rarity Index.

Abbreviations as in the title page of Appendix 1, 34, and 59.

Coefficient of Rarity Cr(k)=1-(f(k)/f(max))																												
Necropolis	Burial	Sex	B0	B1	B2	B3	B4	AXE	BRBA	BANQ	BRBE	BRCO	BODY	DRES	DRVS	COK	HERC	ORN	SHO	SKI	SPPO	FCO	FCB	SW	SYM	WOL	BRAG	Rarity Index Sum(f(K)n)
BAR	20	F	0.10											0.30								0.73				0.94		2.07
BAR	22	F				0.59				0.91				0.50								0.73			0.91		2.30	5.94
BAR	25	F				0.59				0.91				0.40								0.73					1.84	4.47
BAR	33	F				0.59								0.10								0.73				0.94		2.36
BAR	34	F				0.59								0.20								0.73				0.94		2.46
BAR	36	F				0.59				0.91				0.40								0.73						2.63
BAR	43	F				0.59					0.98			0.20				0.70				0.73					0.46	3.66
BAR	55	F				0.59				0.91				0.10								0.73			0.91			3.24
BAR	59	F				0.59			0.98					0.40								0.73					0.46	3.16
BAR	61	F				0.59								0.50	0.95							0.73					1.38	4.15
BAR	62	F				0.59								0.30				0.70				0.73			0.91	0.94		4.17
BAR	65	F				0.59								0.20				1.41				0.73				0.94	0.92	4.78
BAR	67	F				0.59								0.20											0.91	0.94		2.63
BAR	69	F				0.59								0.50				0.70				0.73					1.84	4.36
BAR	94	F	0.10							0.91				0.20													0.92	2.13
BAR	96	F				0.59								0.20	0.95							0.73						2.47
BAR	98	F				0.59								0.40								0.73			1.82		1.38	4.92
BAR	100	F	0.10							0.91				0.10											0.91			2.02
BAR	110	F				0.59								0.50	0.95							0.73					0.92	3.69
BAR	112	F				0.59				0.91				0.20								0.73						2.43
BAR	119	F				0.59				0.91				0.40								0.73					1.84	4.47
BAR	125	F				0.59				0.91				0.40								0.73					1.38	4.01
BAR	132	F				0.59				0.91				0.40								0.73					0.46	3.09
BAZ	1518	F?	0.10											0.50													1.38	1.98
BAZ	1589	F?		0.79						0.91																		1.70
BAZ	1602	F?	0.10							0.91																		1.01
BAZ	386	F	0.10							0.91				0.40												0.94		2.35
BAZ	398	F	0.10											0.10				0.70				0.73					0.92	2.56
BAZ	455	F	0.10											0.50														0.60
BAZ	475	F		0.79										0.40	0.95											0.94		3.07
BAZ	502	F	0.10											0.20				0.70									0.92	1.92

Coefficient of Rarity $Crt(k)=1-[f(k)/f(\max)]$																												
Necropolis	Burial	Sex	B0	B1	B2	B3	B4	AXE	BRBA	BANQ	BRBE	BRCO	BODY	DRES	DRVS	COK	HERC	ORN	SHO	SKI	SPPO	FCO	FCB	SW	SYM	WOL	BRAG	Rarity Index Sum(Cr(K).n)
BAZ	534	F		0.79										0.30														1.09
BAZ	554	F	0.10							0.91	0.98			0.60													0.46	3.05
BAZ	575	F?	0.10											0.40													0.46	0.96
BAZ	580	F		0.79										0.60				2.81									1.38	5.58
BAZ	600	F		0.79										0.50				1.41										2.69
BAZ	664	F	0.10																									0.10
BAZ	666	F	0.10													0.99						0.73						1.82
BAZ	689	F		0.79						0.91				0.60	0.95			0.70					1.47			1.87	0.92	8.21
BAZ	846	F		0.79																		0.73						1.52
BAZ	873	F	0.10											0.50														0.60
BAZ	877	F	0.10											0.10														0.20
BAZ	913	F	0.10																						1.82			1.92
BAZ	985	F	0.10							0.91				0.40				1.41										2.82
BAZ	1006	F					0.99				0.98			0.40				1.41									0.92	4.69
BAZ	1030	F	0.10											0.20				1.41								0.94	0.46	3.10
BAZ	1114	F	0.10								0.98			0.20								1.47				0.94	0.92	4.60
BAZ	1182	F	0.10																									0.10
BAZ	1233	F	0.10											0.10													0.46	0.66
BAZ	1276	F	0.10											0.70				1.41				0.73					0.92	3.86
BAZ	1346	F	0.10																									0.10
BAZ	1358	F	0.10											0.10				1.41									1.38	2.99
BAZ	1387	F	0.10							0.91								0.70										1.72
BAZ	1537	F	0.10								0.98			0.20													1.38	2.66
BAZ	1543	F	0.10											0.20				0.70								0.94		1.94
BAZ	1562	F		0.79										0.30														1.09
BAZ	671B	F	0.10											0.10														0.20
CAPE	171	F	0.10											0.10	0.95							1.47						2.62
CAPE	141	F	0.10											0.30	0.95							0.73						2.08
CB	2	F				0.59					0.98											0.73				0.94	0.46	3.69
CB	27	F	0.10															0.70				1.47					0.46	2.73
CB	35	F				0.59												2.11				1.47					1.38	5.54

Coefficient of Rarity $Crt(k)=1- f(k)/f(\max) $																												
Necropolis	Burial	Sex	B0	B1	B2	B3	B4	AXE	BRBA	BANQ	BRBE	BRCO	BODY	DRES	DRVS	COK	HERC	ORN	SHO	SKI	SPPO	FCO	FCB	SW	SYM	WOL	BRAG	Rarity Index Sum($Cr(K).n$)
CB	39	F				0.59								0.10								0.73						1.42
CB	59	F				0.59				0.91				0.20				1.41				0.73					0.92	4.76
CB	88	F				0.59																0.73			0.91			2.23
CB	98	F				0.59				0.91								2.11				0.73					1.38	5.72
CB	103	F				0.59								0.30				0.70	0.99			0.73			0.91	0.94	1.38	6.54
CB	105	F		0.79					0.98					0.50								0.73					2.30	5.30
CB	171	F	0.10											0.40				1.41	0.99								0.92	3.82
CB	181	F	0.10											0.40		0.95		2.81				0.73			0.91			5.91
CB	193	F	0.10															0.70				0.73					0.92	2.46
CINTU	302	F	0.10											0.10	0.95			1.41				0.73	1.00		0.91		0.46	5.66
CINTU	303	F	0.10											0.40				2.11				0.73					0.92	4.26
CINTU	9	F	0.10											0.40								0.73						1.23
CINTU	46	F	0.10							0.91				0.30								0.73						2.05
CINTU	100	F	0.10											0.10				1.41				2.93					0.92	5.46
CINTU	110	F	0.10											0.10				1.41				0.73					0.92	3.26
CINTU	128	F	0.10							0.91				0.60	0.95			0.70				0.73					0.92	4.92
CINTU	130	F	0.10					0.98						0.30								0.73			0.91		1.84	4.86
CINTU	133	F	0.10											0.10	0.95			1.41				0.73			0.91		0.46	4.66
CINTU	148	F	0.10											0.50				1.41				0.73					2.76	5.50
CINTU	157	F	0.10							0.91								1.41				0.73			0.91	0.94	0.46	5.46
CINTU	167	F	0.10							0.91				0.30								0.73			0.91		0.46	3.42
CINTU	173	F	0.10								0.98			0.20								0.73			1.82	0.94	0.46	5.22
CINTU	177	F	0.10											0.40								0.73					1.84	3.08
CINTU	178	F	0.10											0.10								1.47			0.91		0.46	3.04
CINTU	192	F	0.10						0.98					1.50				0.70				0.73			0.91		0.46	5.38
CINTU	198	F	0.10						0.98					0.90								0.73			0.91		2.76	5.47
CINTU	201	F	0.10											0.10	0.95							0.73			0.91			2.79
CINTU	207	F	0.10						0.98					1.00								0.73					4.15	6.95
CINTU	209	F	0.10						0.98					0.80								0.73			1.82		4.61	9.03
CINTU	211	F	0.10							0.91				0.10				2.11				0.73					1.38	5.34
CINTU	214	F	0.10											0.10				0.70				1.47						2.37

Coefficient of Rarity $Crt(k)=1-[f(k)/f(max)]$																												
Necropolis	Burial	Sex	B0	B1	B2	B3	B4	AXE	BRBA	BANQ	BRBE	BRCO	BODY	DRES	DRVS	COK	HERC	ORN	SHO	SKI	SPPO	FCO	FCB	SW	SYM	WOL	BRAG	Rarity Index Sum[Cr(K)n]
CINTU	215	F	0.10											0.20	0.95			0.70										1.95
CINTU	255	F	0.10											0.40	0.95							0.73			0.91			3.09
CINTU	296	F	0.10											0.40				2.11				0.73			0.91		2.30	6.55
CINTU	297	F	0.10							0.91				0.60				2.81				0.73					2.76	7.92
CINTU	301	F	0.10											0.40	0.95			1.41				0.73				0.46	4.05	
CINTU	322	F	0.10													2.96					1.47			0.91		0.46	5.90	
CINTU	ANAS_1	F	0.10											0.20							0.73				0.94		1.97	
CR	1	F	0.10											0.30												1.38	1.78	
CR	2	F		0.79						0.91				0.40													1.84	3.94
CR	9	F				0.59								0.40								0.73				0.46	2.18	
CR	11	F	0.10											0.20				0.70							0.94	0.46	2.40	
CR	13	F	0.10											0.20								0.73					1.03	
CR	19	F		0.79							0.98			0.10								0.73				0.46	3.06	
CR	24	F				0.59				0.91				0.40								0.73				0.92	3.55	
FOS	159	F		0.79						0.91				0.60				1.41				0.73				0.94	5.37	
FOS	208	F			0.99									0.60				2.81						0.91	0.94	1.38	7.63	
FOS	301	F		0.79						0.91				0.30				2.11	0.99			0.73				0.46	6.29	
FOS	344	F	0.10											0.30	0.95						0.73			0.91			2.99	
FOS	524	F		0.79														4.92				0.73				1.84	8.28	
FOS	556	F	0.10											0.10							0.73						0.93	
POG	11	F	0.10											0.10													0.20	
POG	41	F	0.10															0.70									0.80	
PELT	134	F		0.79				0.98						0.40				4.22				0.73			0.91	1.38	9.40	

Appendix 62 – Calculation of the Rarity Index for the Orientalizing-Archaic sample from the Alfedena necropolis. **Phase 1** – List of grave goods and number of items for grave and category.

Abbreviations as in the title page of Appendix 1, 34, and 58.

Necropolis	Burial	Sex	B0	B1	B2	B3	B4	AXE	BRBA	BANQ	BRBE	BRCO	BODY	DRES	DRVS	COK	HERC	ORN	SHO	SKI	SPPO	FCO	FCB	SW	SYM	WOL	BRAG	Objects for Grave (Nhk)
ALF	39	M			1									2											1		1	3
ALF	41	M				1				1				3								1			2			7
ALF	66	M			1									1											2			3
ALF	67	M				1		1						3	1						1	1		1	2		1	11
ALF	78	M			1					1				4	1			3				1					3	10
ALF	83	M			1					1	1			1											1		1	4
ALF	91	M			1									3	1			2			1		1	1	1		3	10
ALF	97	M			1									1	1										1			3
ALF	102	M			1									1	1	1					1	1		1	1			7
ALF	105	M			1									1	1						1	1			1			5
Number of graves with item N(k)			0	0	8	2	0	1	1	3	1	0	0	10	6	1	0	2	0	0	4	5	1	3	9	0	5	Total Number of artifacts
Number item N(k) in the sample			0	0	8	2	0	1	1	3	1	0	0	20	6	1	0	5	0	0	4	5	1	3	12	0	9	63
F(k)			0.00	0.00	0.80	0.20	0.00	0.02	0.02	0.05	0.02	0.00	0.00	0.32	0.10	0.02	0.00	0.08	0.00	0.00	0.06	0.08	0.02	0.05	0.19	0.00	0.14	

Necropolis	Burial	Sex	B0	B1	B2	B3	B4	AXE	BRBA	BANQ	BRBE	BRCO	BODY	DRES	DRVS	COK	HERC	ORN	SHO	SKI	SPPO	FCO	FCB	SW	SYM	WOL	BRAG	Objects for Grave (Nhk)
ALF	93	F			1									2	2			2										6
ALF	122	F			1									2	1										1		2	4
Number of graves with item N(k)			0	0	2	0	0	0	0	0	0	0	0	2	2	0	0	1	0	0	0	0	0	0	1	0	1	Total Number of artifacts
Number item N(k) in the sample			0	0	2	0	0	0	0	0	0	0	0	4	3	0	0	2	0	0	0	0	0	0	1	0	2	10
F(k)			0.00	0.00	1.00	0.00	0.00	0.00	0.00	0.00	0.00	0.00	0.00	0.40	0.30	0.00	0.00	0.20	0.00	0.00	0.00	0.00	0.00	0.00	0.10	0.00	0.20	

Appendix 63 – Calculation of the Rarity Index for the Orientalizing-Archaic sample from the Alfedena necropolis. **Phase 2** – Calculation of the Rarity Index.

Abbreviations as in the title page of Appendix 1, 34, and 59.

Coefficient of Rarity $Cr(k)=1-[f(k)/f(max)]$																													
Necropolis	Burial	Sex	B0	B1	B2	B3	B4	AXE	BRBA	BANQ	BRBE	BRCO	BODY	DRES	DRVS	COK	HERC	ORN	SHO	SKI	SPPO	FCO	FCB	SW	SYM	WOL	BRAG	Rarity Index= Sum[Cr(K),n]	
ALF	39	M			0.1									0.2											0.4		0.55	1.25	
ALF	41	M				0.75				0.85				0.3								0.75			0.8			3.45	
ALF	66	M			0.1									0.1											0.8			1	
ALF	67	M				0.75		0.95						0.3	0.7						0.8	0.75		0.85	0.8		0.55	7.4	
ALF	78	M			0.1					0.85				0.4	0.7			2.25				0.75					1.65	6.7	
ALF	83	M			0.1					0.85	0.95			0.1											0.4		0.55	2.95	
ALF	91	M			0.1									0.3	0.7			1.5			0.8		0.95	0.85	0.4		1.65	7.25	
ALF	97	M			0.1									0.1	0.7										0.4			1.3	
ALF	102	M			0.1									0.1	0.7	0.95					0.8	0.75		0.85	0.4			4.65	
ALF	105	M			0.1									0.1	0.7						0.8	0.75			0.4			2.85	

		Coefficient of Rarity $Cr(k)=1-[f(k)/f(max)]$																											
Necropolis	Burial	Sex	B0	B1	B2	B3	B4	AXE	BRBA	BANQ	BRBE	BRCO	BODY	DRES	DRVS	COK	HERC	ORN	SHO	SKI	SPPO	FCO	FCB	SW	SYM	WOL	BRAG	Rarity Index= Sum[Cr(K),n]	
ALF	93	F			0.10									0.20	0.50			1.00										1.80	
ALF	122	F			0.10									0.20	0.25										0.75	0.20		1.50	

Appendix 64 – Calculation of the Rarity Index for the male individuals of the Classic period from the Aterno River Valley. **Phase 1** – List of grave goods and number of items for grave and category.

Abbreviations as in the title page of Appendix 1, 34, and 58.

Necropolis	Burial	B0	B1	B2	B3	B4	AXE	BRBA	BANQ	BRBE	BRCO	BODY	DRES	DRVS	COK	HERC	ORN	SHO	SKI	SPPO	FCO	FCB	SW	SYM	WOL	BRAG	Objects For Grave (NHE)
BAZ	649	1																									0
BAZ	387	1											1							1							2
BAZ	404	1											1							1							2
BAZ	471	1																		1							1
BAZ	491	1											1				1			1							3
BAZ	506	1																		1							1
BAZ	533	1							1						1												2
BAZ	776	1																									0
BAZ	794	1																									0
BAZ	808	1																									0
BAZ	824	1																									0
BAZ	839	1																									0
BAZ	850	1																									0
BAZ	863	1																									0
BAZ	907	1																									0
BAZ	928	1																									0
BAZ	939	1											1														1
BAZ	952	1																									0
BAZ	956	1												1													1
BAZ	978	1							1											1							2
BAZ	983	1											1				1										2
BAZ	990	1											2														2
BAZ	995	1											1							1	1		1				4
BAZ	1023	1												1	1												2

Necropolis	Burial	B0	B1	B2	B3	B4	AXE	BRBA	BANQ	BRBE	BRCO	BODY	DRES	DRVS	COK	HERC	ORN	SHO	SKI	SPPO	FCO	FCB	SW	SYM	WOL	BRAG	Objects for Grave (NHE)
BAZ	1028	1									1																1
BAZ	1036	1									1										1		1				3
BAZ	1040	1							1						1					1							3
BAZ	1042	1							1																		1
BAZ	1123	1											1							1						1	3
BAZ	1134	1																									0
BAZ	1137	1																									0
BAZ	1150	1																		1						1	1
BAZ	1156	1																									0
BAZ	1174	1																		1							1
BAZ	1176	1											2							1							3
BAZ	1180	1																		1							1
BAZ	1214	1																		1							1
BAZ	1218	1												1						1							2
BAZ	1226	1																									0
BAZ	1236	1													1			1		1						1	4
BAZ	1245																										
BAZ	1332	1																									0
BAZ	1333	1																									0
BAZ	1334	1																									0
BAZ	1337	1																									0
BAZ	1347	1																									0
BAZ	1360	1																									0
BAZ	1379	1							1																		1

Necropolis	Burial	B0	B1	B2	B3	B4	AXE	BRBA	BANQ	BRBE	BRCO	BODY	DRES	DRVS	COK	HERC	ORN	SHO	SKI	SPPO	FCO	FCB	SW	SYM	WOL	BRAG	Objects for Grave (Nhh)
BAZ	1418	1																									0
BAZ	1471	1																									0
BAZ	1484	1																									0
BAZ	1496	1																									0
BAZ	1586	1																									0
BAZ	1306A	1																									0
BAZ	1306B	1																									0
BAZ	384A	1																	1								1
FOS	117	1												1													1
FOS	134	1															1										1
FOS	186	1																	1								1
FOS	207		1									1	1	1							1						4
FOS	246		1											2							1						3
FOS	275		1										1														1
FOS	484	1																									0
FOS	405A	1										1	1														2
Number of graves with item N(k)		59	4	0	0	0	0	0	5	0	2	2	12	6	4	0	3	1	0	18	4	0	2	0	0	2	Total Number of artifacts
Number item N(k) in the sample		59	4	0	0	0	0	0	5	0	2	2	14	7	4	0	3	1	0	18	4	0	2	0	0	2	64
F(k)		14.75	1.00	0.00	0.00	0.00	0.00	0.00	0.08	0.00	0.03	0.03	0.22	0.11	0.06	0.00	0.05	0.02	0.00	0.28	0.06	0.00	0.03	0.00	0.00	0.03	

Appendix 65 – Calculation of the Rarity Index for the male individuals of the Classic period from the Aterno River Valley. **Phase 2** – Calculation of the Rarity Index.

Abbreviations as in the title page of Appendix 1, 34, and 59.

Coefficient of Rarity Cr(k)=1-[f(k)/f(max)]																											
Necropolis	Burial	B0	B1	B2	B3	B4	AXE	BRBA	BANQ	BRBE	BRCO	BODY	DRES	DRVS	COK	HERC	ORN	SHO	SKI	SPPO	FCO	FCB	SW	SYM	WOL	BRAG	Rarity Index Sum[Cr (K,n)]
BAZ	649	0.10																									0.10
BAZ	387	0.10											0.22							0.10							0.42
BAZ	404	0.10											0.22							0.10							0.42
BAZ	471	0.10																		0.10							0.20
BAZ	491	0.10											0.22				0.83			0.10							1.26
BAZ	506	0.10																		0.10							0.20
BAZ	533	0.10							0.72						0.78												1.60
BAZ	776	0.10																									0.10
BAZ	794	0.10																									0.10
BAZ	808	0.10																									0.10
BAZ	824	0.10																									0.10
BAZ	839	0.10																									0.10
BAZ	850	0.10																									0.10
BAZ	863	0.10																									0.10
BAZ	907	0.10																									0.10
BAZ	928	0.10																									0.10
BAZ	939	0.10											0.22														0.32
BAZ	952	0.10																									0.10
BAZ	956	0.10												0.61													0.71
BAZ	978	0.10							0.72											0.10							0.92
BAZ	983	0.10											0.22				0.83										1.16
BAZ	990	0.10											0.44														0.54
BAZ	995	0.10											0.22							0.10	0.78		0.89				2.09
BAZ	1023	0.10												0.61	0.78												1.49

Coefficient of Rarity $Cr(k)=1-[f(k)/f(max)]$																											
Necropolis	Burial	B0	B1	B2	B3	B4	AXE	BRBA	BANQ	BRBE	BRCO	BODY	DRES	DRVS	COK	HERC	ORN	SHO	SKI	SPPO	FCO	FCB	SW	SYM	WOL	BRAG	Rarity Index Sum(Cr (K,n))
BAZ	1028	0.10									0.89																0.99
BAZ	1036	0.10									0.89										0.78		0.89				2.66
BAZ	1040	0.10							0.72						0.78					0.10							1.70
BAZ	1042	0.10							0.72																		0.82
BAZ	1123	0.10											0.22							0.10						0.89	1.31
BAZ	1134	0.10																									0.10
BAZ	1137	0.10																									0.10
BAZ	1150	0.10																		0.10							0.20
BAZ	1156	0.10																									0.10
BAZ	1174	0.10																		0.10							0.20
BAZ	1176	0.10											0.44							0.10							0.64
BAZ	1180	0.10																		0.10							0.20
BAZ	1214	0.10																		0.10							0.20
BAZ	1218	0.10												0.61						0.10							0.81
BAZ	1226	0.10																									0.10
BAZ	1236	0.10													0.78			0.94		0.10					0.89	2.81	
BAZ	1245																										
BAZ	1332	0.10																									0.10
BAZ	1333	0.10																									0.10
BAZ	1334	0.10																									0.10
BAZ	1337	0.10																									0.10
BAZ	1347	0.10																									0.10
BAZ	1360	0.10																									0.10
BAZ	1379	0.10							0.72																		0.82

Coefficient of Rarity Cr(k)=1-[f(k)/f(max)]																											
Necropolis	Burial	B0	B1	B2	B3	B4	AXE	BRBA	BANQ	BRBE	BRCO	BODY	DRES	DRVS	COK	HERC	ORN	SHO	SKI	SPPO	FCO	FCB	SW	SYM	WOL	BRAG	Rarity Index Sum[Cr (K,n)]
BAZ	1418	0.10																									0.10
BAZ	1471	0.10																									0.10
BAZ	1484	0.10																									0.10
BAZ	1496		0.93																								0.93
BAZ	1586	0.10																									0.10
BAZ	1306A	0.10																									0.10
BAZ	1306B	0.10																									0.10
BAZ	384A	0.10																		0.10							0.20
FOS	117	0.10												0.61													0.71
FOS	134	0.10															0.83										0.93
FOS	186	0.10																		0.10							0.20
FOS	207		0.93									0.89	0.22	0.61							0.78						3.43
FOS	246		0.93											1.22							0.78						2.93
FOS	275		0.93										0.22														1.15
FOS	484	0.10																									0.10
FOS	405A	0.10										0.89	0.22														1.21

Appendix 66 – Calculation of the Rarity Index for the female individuals of the Classic period from the Aterno River Valley. **Phase 1** – List of grave goods and number of items for grave and category.

Abbreviations as in the title page of Appendix 1, 34, and 58.

Necropolis	Burial	B0	B1	B2	B3	B4	AXE	BRBA	BANQ	BRBE	BRCO	BODY	DRES	DRVS	COK	HERC	ORN	SHO	SKI	SPPO	FCO	FCB	SW	SYM	WOL	BRAG	Objects for Grave (Nhk)
	BAZ	1																									0
	BAZ	1																									0
	BAZ	1																									0
	BAZ	810	1																								0
	BAZ	817	1						1																1		2
	BAZ	837	1																								0
	BAZ	855	1																								0
	BAZ	887	1																								0
	BAZ	892	1																								0
	BAZ	922	1																								0
	BAZ	997	1										1														1
	BAZ	1191	1						1				2				1									1	4
	BAZ	1228	1																								0
	BAZ	1469	1																								0
	BAZ	1530	1																								0
Number of graves with item N(k)		16	1	0	0	0	0	0	3	0	0	0	2	0	0	0	1	0	0	0	0	0	0	0	0	1	Total Number of artifacts
Number item N(k) in the sample		16	1	0	0	0	0	0	3	0	0	0	3	0	0	0	1	0	0	0	0	0	0	0	1	1	8
F(k)		16	1.00	0.00	0.00	0.00	0.00	0.00	0.38	0.00	0.00	0.00	0.38	0.00	0.00	0.00	0.13	0.00	0.00	0.00	0.00	0.00	0.00	0.00	0.13	0.13	

Appendix 67 – Calculation of the Rarity Index for the female individuals of the Classic period from the Aterno River Valley. **Phase 2** – Calculation of the Rarity Index.

Abbreviations as in the title page of Appendix 1, 34, and 59.

Coefficient of Rarity $Cr(k)=1-[f(k)/f(max)]$																											
Necropolis	Burial	B0	B1	B2	B3	B4	AXE	BRBA	BANQ	BRBE	BRCO	BODY	DRES	DRVS	COK	HERC	ORN	SHO	SKI	SPPO	FCO	FCB	SW	SYM	WOL	BRAG	Rarity Index= Sum [Cr(K).n]
BAZ	969	0.10																									0.10
BAZ	1590	0.10																									0.10
BAZ	768	0.10																									0.10
BAZ	810		0.94																								0.94
BAZ	817	0.10							0.10																0.67		0.87
BAZ	837	0.10																									0.10
BAZ	855	0.10																									0.10
BAZ	887	0.10																									0.10
BAZ	892	0.10																									0.10
BAZ	922	0.10																									0.10
BAZ	997	0.10																									0.10
BAZ	1191	0.10							0.10								0.67									0.67	1.53
BAZ	1228	0.10																									0.10
BAZ	1469	0.10																									0.10
BAZ	1530	0.10																									0.10

Appendix 68 – Calculation of the Rarity Index for the male individuals of the Classic period from the Alfedena necropolis. **Phase 1** – List of grave goods and number of items for grave and category.

Abbreviations as in the title page of Appendix 1, 34, and 58.

Necropolis	Burial	B0	B1	B2	B3	B4	AXE	BRBA	BANQ	BRBE	BRCO	BODY	DRES	DRVS	COK	HERC	ORN	SHO	SKI	SPO	FCO	FCB	SW	SYM	WOL	BRAG	Objects for Grave (NHR)
ALF	1			1						1			2				1									2	4
ALF	3			1						1		1	1		1											1	4
ALF	4			1									1		1		1									1	3
ALF	5			1									2		1		1									1	4
ALF	6			1											1												1
ALF	9			1									2		1		2									1	5
ALF	12	1																									0
ALF	18	1																									0
ALF	19			1					1						1									1			3
ALF	21			1					1				2		1									1			5
ALF	35		1																								0
ALF	36		1										1														1
ALF	40			1									2		1									1			4
ALF	42			1					1				1											1			3
ALF	53	1																									0
ALF	68			1									1											2			3
ALF	73			1									1											2			3
ALF	77			1					1															1			2
ALF	82			1									1	1										1	1		3
ALF	84			1										1													1
ALF	86			1											2												2
ALF	88			1				1	1															1	1		3
ALF	89			1													1							2			3
ALF	90			1									2	1										1	1		4

Necropolis	Burial	B0	B1	B2	B3	B4	AXE	BRBA	BANQ	BRBE	BRCO	BODY	DRES	DRVS	COK	HERC	ORN	SHO	SKI	SPTO	FCO	FCB	SW	SYM	WOL	BRAG	Objects for Grave N(hk)
ALF	98		1																				2				2
ALF	109		1						1				2											1			4
ALF	112		1										1														1
ALF	114		1										2														2
ALF	115			1									1		1												2
ALF	116			1											1												1
ALF	117		1							1			2		1											2	4
ALF	119		1										1				3									3	4
ALF	121		1										1	1										1	1	1	3
ALF	126		1										2											1			3
ALF	130		1										3		1									1			6
ALF	132		1						1				1		1									1			4
Number of graves with item N(k)		3	2	31	0	0	0	1	8	3	0	1	23	4	14	0	6	0	0	0	0	0	0	17	0	11	Total number of artifacts
	Number item N(k) in the sample	3	2	31	0	0	0	1	8	3	0	1	35	4	15	0	9	0	0	0	0	0	0	21	0	15	97
F(k)		0.08	0.06	0.86	0.00	0.00	0.00	0.01	0.08	0.03	0.00	0.01	0.36	0.04	0.15	0.00	0.09	0.00	0.00	0.00	0.00	0.00	0.00	0.22	0.00	0.15	

Appendix 69 – Calculation of the Rarity Index for the male individuals of the Classic period from the Alfedena necropolis. **Phase 2** – Calculation of the Rarity Index.

Abbreviations as in the title page of Appendix 1, 34, and 59.

Coefficient of Rarity $Cr(k)=1-[f(k)/f(\max)]$																											
Necropolis	Burial	B0	B1	B2	B3	B4	AXE	BRBA	BANQ	BRBE	BRCO	BODY	DRES	DRVS	COK	HERC	ORN	SHO	SKI	SPPO	FCO	FCB	SW	SYM	WOL	BRAG	Rarity Index= Sum[Cr(K),n]
ALF	1			0.10						0.91			0.20				0.74									1.14	3.10
ALF	3			0.10						0.91		0.97	0.10	0.57												0.57	3.23
ALF	4			0.10									0.10	0.57			0.74								0.57	2.09	
ALF	5			0.10									0.20	0.57			0.74								0.57	2.19	
ALF	6			0.10											0.57											0.67	
ALF	9			0.10									0.20	0.57			1.49								0.57	2.93	
ALF	12	0.90																								0.90	
ALF	18	0.90																								0.90	
ALF	19			0.10					0.77						0.57									0.40			1.84
ALF	21			0.10					0.77				0.20	0.57									0.40				2.04
ALF	35		0.94																								0.94
ALF	36		0.94										0.10														1.04
ALF	40			0.10									0.20	0.57									0.40				1.27
ALF	42			0.10					0.77				0.10										0.40				1.37
ALF	53	0.90																								0.90	
ALF	68			0.10									0.10										0.80				1.00
ALF	73			0.10									0.10										0.80				1.00
ALF	77			0.10					0.77														0.40				1.27
ALF	82			0.10									0.10	0.89									0.40		0.57		2.06
ALF	84			0.10										0.89													0.99
ALF	86			0.10											1.14												1.24
ALF	88			0.10				0.97	0.77														0.40		0.57		2.81
ALF	89			0.10													0.74						0.80				1.64

		Coefficient of Rarity $Cr(k)=1-[f(k)/f(\max)]$																									
Necropolis	Burial	B0	B1	B2	B3	B4	AXE	BRBA	BANQ	BRBE	BRCO	BODY	DRES	DRVS	COK	HERC	ORN	SHO	SKI	SPPO	FCO	FCB	SW	SYM	WOL	BRAG	Rarity Index= Sum[Cr(K),n]
ALF	90			0.10									0.20	0.89										0.40		0.57	2.16
ALF	98			0.10																				0.80			0.90
ALF	109			0.10					0.77				0.20											0.40			1.47
ALF	112			0.10									0.10														0.20
ALF	114			0.10									0.20														0.30
ALF	115			0.10									0.10		0.57												0.77
ALF	116			0.10											0.57												0.67
ALF	117			0.10						0.91			0.20		0.57											1.14	2.93
ALF	119			0.10									0.10				2.23									1.71	4.14
ALF	121			0.10									0.10	0.89										0.40		0.57	2.06
ALF	126			0.10									0.20											0.40			0.70
ALF	130			0.10					0.77				0.30		0.57									0.40			2.14
ALF	132			0.10					0.77				0.10		0.57									0.40			1.94

Appendix 70 – Calculation of the Rarity Index for the female individuals of the Classic period from the Alfedena necropolis. **Phase 1** – List of grave goods and number of items for grave and category.

Abbreviations as in the title page of Appendix 1, 34, and 58.

Necropolis	Burial	B0	B1	B2	B3	B4	AXE	BRBA	BANQ	BRBE	BRCO	BODY	DRES	DRVS	COK	HERC	ORN	SHO	SKI	SPPO	FCO	FCB	SW	SYM	WOL	BRAG	Objects for Grave (Nkk)
ALF	7			1									3				2								1	5	Total Number of artifacts
	8			1									2				5								3	7	
	10			1									3				1							3	4		
	37			1									3				2							5	5		
	49			1									2											2	2		
	65			1									2	1			8						1	10	12		
	69			1					1				2										1	2	4		
	70			1					1				2				6						1		4	10	
	72			1									2	1			2						1		2	6	
	76			1									2	1			2						2			7	
	79			1									2	1									1		1	4	
	85			1						1			2										1		1	4	
	110			1									2												1	2	
	111			1									2	1				2							1	5	
	113			1									2												2	2	
	118			1									3				7								8	10	
120			1									3											2	1	5		
124			1									2				4							1	2	7		
127			1									4				1								1	5		
128			1																							0	
Number of graves with item N(k)		0	0	20	0	0	0	0	3	0	0	0	19	5	0	0	12	0	0	0	0	0	0	9	0	18	Total Number of artifacts
Number item N(k) in the sample		0	0	20	0	0	0	0	3	0	0	0	45	5	0	0	42	0	0	0	0	0	0	11	0	50	
F(k)		0,00	0,00	1,00	0,00	0,00	0,00	0,00	0,03	0,00	0,00	0,00	0,42	0,05	0,00	0,00	0,40	0,00	0,00	0,00	0,00	0,00	0,10	0,00	0,47		

Appendix 71— Calculation of the Rarity Index for the female individuals of the Classic period from the Alfedena necropolis. **Phase 2** – Calculation of the Rarity Index.

Abbreviations as in the title page of Appendix 1, 34, and 59.

Coefficient of Rarity $Cr(k)=1-[f(k)/f(max)]$																												
Necropolis	Burial	B0	B1	B2	B3	B4	AXE	BRBA	BANQ	BRBE	BRCO	BODY	DRES	DRVS	COK	HERC	ORN	SHO	SKI	SPPO	FCO	FCB	SW	SYM	WOL	BRAG	Rarity Index Sum(Cr(k),n)	
ALF	7			0.10									0.30				0.32									0.10	0.72	
ALF	8			0.10									0.20				0.80									0.30	1.10	
ALF	10			0.10									0.30				0.16									0.30	0.56	
ALF	37			0.10									0.30				0.32									0.50	0.72	
ALF	49			0.10									0.20													0.20	0.30	
ALF	65			0.10									0.20	0.90			1.28							0.78		1.00	3.26	
ALF	69			0.10					0.94				0.20											0.78		0.20	2.02	
ALF	70			0.10					0.94				0.20				0.96							0.78		0.40	2.98	
ALF	72			0.10									0.20	0.90			0.32							0.78		0.20	2.30	
ALF	76			0.10									0.20	0.90			0.32						1.56				3.08	
ALF	79			0.10									0.20	0.90										0.78		0.10	1.98	
ALF	85			0.10					0.94				0.20											0.78		0.10	2.02	
ALF	110			0.10									0.20													0.10	0.30	
ALF	111			0.10									0.20	0.90			0.32									0.10	1.52	
ALF	113			0.10									0.20													0.20	0.30	
ALF	118			0.10									0.30				1.12									0.80	1.52	
ALF	120			0.10									0.30											1.56		0.10	1.96	
ALF	124			0.10									0.20				0.64							0.78		0.20	1.72	
ALF	127			0.10									0.40				0.16									0.10	0.66	
ALF	128			0.10																							0.10	0.10

Appendix 72 – Calculation of the Rarity Index for Hellenistic individuals from the Aterno River Valley. **Phase 1** – List of grave goods and number of items for grave and category.

Abbreviations as in the title page of Appendix 1, 55, and 58.

Necropolis	Burial	Sex	B0	B1	B2	B3	B4	B5	BANQ	CULT	DRES	DRVS	FCO	GMST	GRCO	BED	LIGHT	ORN	SVBC	GYM	WOL	SYM	WEAP	BRAGPB	Objects for Grave (Nbk)
BAZ	858	M?	1									1													1
BAZ	968	M?	1						1												1				2
BAZ	1169	M?	1						1	2		1						2	1			1			8
BAZ	1378	M?	1						2																2
BAZ	1385	M?	1																						0
BAZ	388	M	1						2			2			2				1			2			9
BAZ	467	M	1						3													1			4
BAZ	473	M	1								1	1	1												3
BAZ	495	M	1																						0
BAZ	497	M	1										1		1										2
BAZ	501	M	1												1										2
BAZ	515	M	1						3						2		1	1	3			1			11
BAZ	520	M	1						5			1			4			1				1			12
BAZ	543	M				1			4			1		3	2		1	1	1	2					15
BAZ	555	M			1				4						2				2						8
BAZ	561	M	1						4						2				2						8
BAZ	566	M	1						3			1	1		3		1	1	1			1		1	12
BAZ	574	M	1						4						2							1			7
BAZ	578	M		1							1				1										2
BAZ	625	M	1						2			3			3		1		4						13
BAZ	651	M	1						3						3				2						8
BAZ	658	M	1												1				1						2
BAZ	669	M	1									2	1		2				3			2			10
BAZ	684	M	1						3			1			3				2						9
BAZ	686	M	1						1						1					1				1	3
BAZ	688	M	1						1		1														2
BAZ	782	M	1									3	1									2			6
BAZ	788	M	1							1		3	1									3			8
BAZ	803	M	1																						0
BAZ	804	M	1																						0
BAZ	816	M	1									1													1
BAZ	900	M	1						1			3						1				1			6
BAZ	901	M	1									4	1					1	1			1			8
BAZ	909	M		1																					0

Necropolis	Burial	Sex	B0	B1	B2	B3	B4	B5	BANQ	CULT	DRES	DRVS	FCO	GMST	GRCO	BED	LIGHT	ORN	SVBC	GYM	WOL	SYM	WEAP	BRAGPB	Objects for Grave (Nbk)
BAZ	954	M	1						1				1												2
BAZ	960	M	1																						0
BAZ	964	M	1																						0
BAZ	967	M	1						3						2	1	2		2					2	10
BAZ	979	M	1								1	4										1			6
BAZ	1012	M	1						1			3			2							1			7
BAZ	1136	M	1						2			4			1							2			9
BAZ	1138	M	1						2			2	1									2			7
BAZ	1140	M						1	4		2		2	1	3	1	2	2		3	1			5	21
BAZ	1152	M	1						3	2		1			2		1		1			1			11
BAZ	1157	M			1				5	2		1			1			3	2			3			17
BAZ	1172	M	1																						0
BAZ	1192	M						1	5				2	2	3		2		2	1					17
BAZ	1210	M	1						2	1		1			2				1			1			8
BAZ	1211	M	1						2		1	3										1			7
BAZ	1243	M	1						4				1		2							1			8
BAZ	1265	M	1						1										1						2
BAZ	1367	M	1						3		1				3		1	1	1	2		1			12
BAZ	1388	M	1						5			2	1		1							1			10
BAZ	1393	M	1						1																1
BAZ	1400	M						1	3						3				5	2		1			14
BAZ	1407	M	1						2				1		2							2			7
BAZ	1415	M	1								1	1	2												4
BAZ	1419	M	1						3						1				2			1			7
BAZ	1422	M	1						1			2	1						1						5
BAZ	1433	M	1						1		1		2		1				1						6
BAZ	1436	M						1	2				1		2		1			1					7
BAZ	1437	M						1	3			2	2		3		2								12
BAZ	1440	M	1						2			1			3				2			1			9
BAZ	1441	M	1										1						2						3
BAZ	1453	M	1						2			2	1												5
BAZ	1461	M	1						1			1	1												3
BAZ	1463	M		1																					0
BAZ	1466	M	1						3			1	1		1				3			1			10

Necropolis	Burial	Sex	B0	B1	B2	B3	B4	B5	BANQ	CULT	DRES	DRVS	FCO	GMST	GRCO	BED	LIGHT	ORN	SVBC	GYM	WOL	SYM	WEAP	BRAGPB	Objects for Grave (Nbk)
BAZ	1470	M	1						2													1			3
BAZ	1473	M					1		3				1		2		1			3		1		1	11
BAZ	1477	M	1						3			1	1		3					1		2			11
BAZ	1478	M					1		2			1	2		2					2		1			10
BAZ	1482	M	1								1											1			2
BAZ	1495	M		1					1			5			3		1				2	1			13
BAZ	1500	M	1						3						3		1			3		1			11
BAZ	1506	M		1					3		2	2	1		3		1	1	1	6	2				21
BAZ	1608	M		1					4			3			1					1		1			10
BAZ	1659	M	1									1													1
BAZ	1660	M				1			1			3			2		1			2		1			10
BAZ	1140B	M																							
BAZ	396a	M						1	3						1		2			7	2	1		1	16
BAZ	470A	M						1	1				5	1	1	1	1			9		1			19
BAZ	940	IND	1									1													1
BAZ	1208	IND	1						2			3	1		1							1			8
BAZ	517	F?						1	2					1	2				1	1					7
BAZ	828	F?	1						4				3		3		2			2		2		4	16
BAZ	944	F?	1						1			1											2	2	2
BAZ	1009	F?	1								1	1											1	2	2
BAZ	1444	F?	1						2			2	1		3			1	1			2			12
BAZ	484	F	1						2			3						1				2			8
BAZ	496	F	1									1													1
BAZ	551	F	1								1	2													3
BAZ	591	F	1										1												1
BAZ	597	F	1						2			3	1		1			1				3			11
BAZ	617	F			1				1																1
BAZ	628	F	1										2												2
BAZ	641	F	1						3		1	1			2				3			1		1	11
BAZ	650	F						1	2				1		1		1	1	3			1		1	10
BAZ	653	F	1						1		1	2	1		3		2	2	5					1	17
BAZ	678	F	1						6		3		2		4			3	3			4		3	25
BAZ	685	F		1																					0
BAZ	770	F						1	1		2	1	4		1		2	3	1		1	3		2	19

Necropolis	Burial	Sex	B0	B1	B2	B3	B4	B5	BANQ	CULT	DRES	DRVS	FCO	GMST	GRCO	BED	LIGHT	ORN	SVBC	GYM	WOL	SYM	WEAP	BRAGPB	Objects for Grave (Nbk)
BAZ	777	F	1						1				1												2
BAZ	784	F	1																						0
BAZ	800	F					1	5			1		1		1			1			1		1		10
BAZ	807	F	1														1			1					3
BAZ	820	F	1						1			5			1			1			2			1	10
BAZ	914	F	1																						0
BAZ	915	F		1																					0
BAZ	962	F	1																						0
BAZ	965	F	1						1			4			3		1					1			10
BAZ	1033	F	1									3			1			1						1	7
BAZ	1121	F	1						3		1							2		1		1		1	8
BAZ	1128	F	1						5		1				1			4		1		1		5	13
BAZ	1166	F	1						4		1		1					1		1		1			9
BAZ	1167	F			1							3			1		2	2	1	1		3		1	13
BAZ	1261	F	1						2		1								2						5
BAZ	1319	F			1				2			1			2		2	1	6			1		1	15
BAZ	1341	F						1	2			1			2		1		3			2			11
BAZ	1357	F						1	3				1	1	2		2	1	1	2		1		1	14
BAZ	1410	F	1						2		1		2				2	3	2					3	12
BAZ	1427	F	1						3		1				3			1	4			1			13
BAZ	1431	F	1						2		1	4					1	2	1			1		1	12
BAZ	1443	F	1						1				4		3		1		2			1		1	12
BAZ	1456	F	1						1			1	1		3		1		5			1		1	13
BAZ	1467	F		1					1			1						2						1	4
BAZ	1474	F		1					4			1			1		1	1	2			2		1	12
BAZ	1475	F	1						3			2	1						2						8
BAZ	1479	F	1						4								1		1			1			7
BAZ	1483	F	1						3			1	1		3		2		1			1			12
BAZ	1488	F						1	2			4			2		2	1	2	3				1	17
BAZ	1647	F	1						1			3			2		1	2	1			2		1	12
BAZ	1650	F	1								1							1						1	2
BAZ	1657	F	1						1			2			1		1		1			1			7
BAZ	1662	F						1	1			2			2				2			1			8
BAZ	396b	F																							

Necropolis	Burial	Sex	B0	B1	B2	B3	B4	B5	BANQ	CULT	DRES	DRVS	FCO	GMST	GRCO	BED	LIGHT	ORN	SVBC	GYM	WOL	SYM	WEAP	BRAGPB	Objects for Grave (Nbk)
CAPE	131	M	1						1		1	2	2									1			7
CAPE	143	M					1					2	2						1						5
CAPE	151	M					1		3				1				1		2			2			9
CAPE	168	M					1		6				3				2		2			2		1	15
CAPE	175	M																							
CAPE	180	M					1		3				1						1						5
CAPE	216	M					1				1	1	4		1			2	1			1			11
CAPE	144	F	1						4		1	1	2					2	1		2	2		2	15
CAPE	146	F	1								1	1						1						1	3
CAPE	172	F																							6
CAPE	188	F				1			1		1							3						2	6
CAPE	190	F					1		7			2	2				1	1				3		1	16
CB	84	M		1					1		1		1										1		5
CB	76	M?	1						1			1	1					2							5
CB	32	M				1			4				2						1			3			10
CB	62	M	1								1	1	1												3
CB	54B	M		1					1		1	1	1									1	1		6
CB	11	F?		1					1				3				1	1						1	6
CB	50	F?				1			1													2			3
CB	67	F?		1					1		1							2					2		4
CB	12	F		1									2				1								3
CB	111	F	1									1	1								1	1			4
CB	164	M	1						1		1	1			2										5
CB	123	M?		1							1	1					1		1						4
CB	162	F	1						1			1						1							3
CINTU	36	M	1						4				3						1						8
CINTU	50	M					1		2			2	1						1	1					7
CINTU	70	M	1						1				1												2
CINTU	75	M				1			3		1	2	2												8
CINTU	78	M				1					1	1	1									1			4
CINTU	83	M	1						2		1	2	2									1			8
CINTU	89	M	1						1		1	2	3						1			2			10
CINTU	96	M	1						1		2	4	2						1						10
CINTU	98	M	1						2		2		3						1			2			10

Necropolis	Burial	Sex	B0	B1	B2	B3	B4	B5	BANQ	CULT	DRES	DRVS	FCO	GMST	GRCO	BED	LIGHT	ORN	SVBC	GYM	WOL	SYM	WEAP	BRAGPB	Objects for Grave (Nbk)
CINTU	170	M	1									2	1									1			4
CINTU	175	M	1						1		1		1									2	1		6
CINTU	183	M	1								1														1
CINTU	188	M	1						1			3	1										1		6
CINTU	231	M	1						1		1	1	2		1			1	1			1			9
CINTU	241	M	1						1		1	3	2		2							1			10
CINTU	248	M	1						4		1		3		3			1				2			14
CINTU	249	M	1						2		1	3	2						1			1			10
CINTU	274	M	1						3		2	1	2									2			10
CINTU	277	M	1						1				1												4
CINTU	292	M	1						1			1	1									1			4
CINTU	309	M	1								2	1	1		2							1	1		8
CINTU	313	M	1						6			3	4				2	3	1	1		3		2	23
CINTU	60	F	1						2		1	1	2					3				1		2	10
CINTU	67	F				1			1		1	2	3					3	4			1		3	15
CINTU	68	F	1						1		1		1												3
CINTU	79	F	1						3			2	3					1	1			3			13
CINTU	81	F	1						4		1	1	3									1			10
CINTU	122	F	1									1	1					1				1			4
CINTU	138	F	1									2	1					2				1	1	1	6
CINTU	141	F							1				1					1				1			4
CINTU	204	F				1			1			1	1					1				2		2	6
CINTU	223	F	1						3		1	2	2					1						1	9
CINTU	233	F	1						4		1		3		1			1	1			1		1	12
CINTU	265	F	1									3	2									1			6
CINTU	267	F	1						1		1	1	1					1				1		1	6
CINTU	273	F	1						1				1					3						3	5
CINTU	276	F	1						4		1		1					2				2			10
CINTU	306	F	1						1		2		1					4						4	8
CINTU	312	F	1								2		2					4				1		1	9
CINTU	316	F	1						1		1		1					1			1	1		1	6
FOS	76	M?	1								1							2							3
FOS	124C	M?					1		3			4	7	2	7	1	8	5	8	5		3		2	55
FOS	110	M		1					1			2	2		3				2						10

Necropolis	Burial	Sex	B0	B1	B2	B3	B4	B5	BANQ	CULT	DRES	DRVS	FCO	GMST	GRCO	BED	LIGHT	ORN	SVBC	GYM	WOL	SYM	WEAP	BRAGPB	Objects for Grave (Nbk)
FOS	140	M		1									1												1
FOS	201	M		1							1		1											1	3
FOS	213	M	1										1								1			1	3
FOS	235	M		1							1		1									1			3
FOS	328	M		1							1	2			2					2		2			9
FOS	333	M		1								6	1		4							3			14
FOS	370	M		1					2			3	1		3				4			1			14
FOS	401	M	1									3	1		1		1		4	2		1			13
FOS	402	M		2							1	2	1												5
FOS	407	M		1								1													1
FOS	418	M		1							1	1	1												3
FOS	432	M	1						1			2			3		1	1	6			1			15
FOS	447	M		1								1	1					2		1				1	5
FOS	469	M	1						1			3	2		3		1	3	2	1		1		2	17
FOS	488	M	1										1					5	3					2	9
FOS	491	M		1							1							1							2
FOS	503	M	1								2	1	2		2		1	1	3			2			14
FOS	504	M	1									2	2		3		1		4			1			13
FOS	505	M		1					1			1	1		5		1		1						10
FOS	516	M					1		3			1	3	3	6		5	1	3	4		2		5	31
FOS	518	M	1									2	2		2		1		3						10
FOS	520	M						1	4			4	9		3	1	2	5	2	2		5		2	37
FOS	542	M	1									5	2		3		1		1			2			14
FOS	124E	M																							
FOS	2A	M						1				6	5	1	2	1	1	2	2			5		2	26
FOS	330C	M						1	2			11	11		11		7		1	7		8		6	58
FOS	330D	M																							
FOS	330E	M																							
FOS	430A	M						1	2			2	3	2	2	1	1	2	3	9		2		2	29
FOS	430D	M																							
FOS	516nd A	M																							
FOS	63B	M																							
FOS	516nd B	F?																							
FOS	85	F	1															1							1

Necropolis	Burial	Sex	B0	B1	B2	B3	B4	B5	BANQ	CULT	DRES	DRVS	FCO	GMST	GRCO	BED	LIGHT	ORN	SVBC	GYM	WOL	SYM	WEAP	BRAGPB	Objects for Grave (Nbk)
FOS	122	F	1										1												1
FOS	204	F		1								1	1									1			3
FOS	220	F	1								1		1					1			1			1	5
FOS	223	F		1								2	1					1			1			1	5
FOS	225	F	1										1					2				1		1	4
FOS	252	F		1							2		1					6						3	9
FOS	265	F	1								2		1					2						1	5
FOS	279	F		1							2							2		2				1	6
FOS	288	F		1									1								1				2
FOS	351	F		1														3						2	3
FOS	381	F		1							1	1	2											1	4
FOS	410	F	1										1		1		1								5
FOS	417	F	1										4												4
FOS	427	F	1									2	1		3		2	1	2					1	11
FOS	431	F	1						1			2	3					1				2		1	9
FOS	544	F	1									1	1												2
FOS	124A	F																							
FOS	124B	F																							
FOS	124D	F																							
FOS	330B	F																							
FOS	430B	F																							
FOS	430C	F																							
FOS	520nd B	F																							
FOS	63A	F						1	1			6	5	5	7		6	2	3	2		3		4	40
FOS	63C	F																							
NAV	1B	M																							
NAV	4	F					1		1			3	5	2	1	1	2	8	15					2	38
PELT	111	M			1				2			3	2		2		2	2	3	1				1	17
PELT	112	M	1						2			3	1		3		1	1	1	2		1		4	15
PELT	114	M	1						2			1	3		1			1				2		1	10
PELT	133	M	1						1			1	2				1					1			6
PELT	113	F	1						1			2	3						3						9
PELT	130	F	1						3		1	2	2					1	2					1	11
POG	37	F		1														1						1	1

Necropolis	Burial	Sex	B0	B1	B2	B3	B4	B5	BANQ	CULT	DRES	DRVS	FCO	GMST	GRCO	BED	LIGHT	ORN	SVBC	GYM	WOL	SYM	WEAP	BRAGPB	Objects for Grave (Nbk)
POG	44	M	1																2						2
PELT	132	F		1					2			2	1						1			1			7
Number of graves with item N(k)			168	38	6	9	13	20	164	5	76	143	151	12	106	7	65	91	114	35	9	137	5	78	Total number of artifacts
Number item N(k) in the sample			168	39	6	9	13	20	367	8	91	296	276	24	244	7	107	169	258	72	11	211	5	134	2146
F(k)			0.66	0.15	0.02	0.04	0.05	0.08	0.17	0.00	0.04	0.14	0.13	0.01	0.11	0.00	0.05	0.08	0.12	0.03	0.01	0.10	0.00	0.06	

Appendix 73— Calculation of the Rarity Index for Hellenistic individuals from the Aterno River Valley. **Phase 2** – Calculation of the Rarity Index.

Abbreviations as in the title page of Appendix 1, 55, and 59.

Coefficient of Rarity $Cr(k)=1-[f(k)/f(max)]$																										
Necropolis	Burial	Sex	B0	B1	B2	B3	B4	B5	BANQ	CULT	DRES	DRVS	FCO	GMST	GRCO	BED	LIGHT	ORN	SVBC	GYM	WOL	SYM	WEAP	BRAGPB	Rarity Index Sum[Cr(K),n]	RI/number of individuals in chamber
BAZ	858	M?	0.10									0.19													0.29	
BAZ	968	M?	0.10						0.10											0.80					1.00	
BAZ	1169	M?	0.10						0.10	1.96		0.19						1.08	0.30			0.43			4.15	
BAZ	1378	M?	0.10						0.20																0.30	
BAZ	1385	M?	0.10																						0.10	
BAZ	388	M	0.10						0.20			0.39			0.67				0.30			0.85			2.50	
BAZ	467	M	0.10						0.30												0.43				0.83	
BAZ	473	M	0.10								0.75	0.19	0.25												1.29	
BAZ	495	M	0.10																						0.10	
BAZ	497	M	0.10										0.25		0.34										0.68	
BAZ	501	M	0.10						0.10						0.34										0.54	
BAZ	515	M	0.10						0.30						0.67		0.71	0.54	0.89			0.43			3.63	
BAZ	520	M	0.10						0.50			0.19			1.34			0.54				0.43			3.10	
BAZ	543	M				0.95			0.40			0.19		2.80	0.67		0.71	0.54	0.30	1.61					8.17	
BAZ	555	M			0.96				0.40						0.67				0.59						2.63	
BAZ	561	M	0.10						0.40						0.67				0.59						1.76	
BAZ	566	M	0.10						0.30			0.19	0.25		1.01		0.71	0.54	0.30			0.43	0.63		4.45	
BAZ	574	M	0.10						0.40						0.67						0.43				1.60	
BAZ	578	M		0.77							0.75				0.34										1.86	
BAZ	625	M	0.10						0.20			0.58			1.01		0.71		1.19						3.78	
BAZ	651	M	0.10						0.30						1.01				0.59						2.00	
BAZ	658	M	0.10												0.34				0.30						0.73	
BAZ	669	M	0.10									0.39	0.25		0.67				0.89			0.85			3.15	
BAZ	684	M	0.10						0.30			0.19			1.01				0.59						2.19	
BAZ	686	M	0.10						0.10						0.34					0.80			0.63		1.97	
BAZ	688	M	0.10						0.10		0.75														0.95	
BAZ	782	M	0.10									0.58	0.25									0.85			1.78	
BAZ	788	M	0.10							0.98		0.58	0.25									1.28			3.18	
BAZ	803	M	0.10																						0.10	
BAZ	804	M	0.10																						0.10	
BAZ	816	M	0.10									0.19													0.29	

Coefficient of Rarity Cr(k)=1-[f(k)/f(max)]																										
Necropolis	Burial	Sex	B0	B1	B2	B3	B4	B5	BANQ	CULT	DRES	DRVS	FCO	GMST	GRCO	BED	LIGHT	ORN	SVBC	GYM	WOL	SYM	WEAP	BRAGPB	Rarity Index Sum[Cr(K),n]	RI/number of individuals in chamber
BAZ	900	M	0.10						0.10				0.58					0.54				0.43			1.74	
BAZ	901	M	0.10									0.77	0.25					0.54	0.30			0.43			2.38	
BAZ	909	M		0.77																					0.77	
BAZ	954	M	0.10						0.10					0.25											0.45	
BAZ	960	M	0.10																						0.10	
BAZ	964	M	0.10																						0.10	
BAZ	967	M	0.10						0.30						0.67		1.42		0.59	0.80				1.27	5.15	
BAZ	979	M	0.10								0.75	0.77									0.43				2.05	
BAZ	1012	M	0.10						0.10			0.58			0.67						0.43				1.88	
BAZ	1136	M	0.10						0.20			0.77			0.34						0.85				2.26	
BAZ	1138	M	0.10						0.20			0.39	0.25								0.85				1.79	
BAZ	1140	M					0.88	0.40			1.50		0.50	0.93	1.01	0.98	1.42	1.08		2.41	0.97		3.17	15.25	7.63	
BAZ	1152	M	0.10						0.30	1.96		0.19			0.67		0.71		0.30		0.43				4.65	
BAZ	1157	M			0.96				0.50	1.96		0.19			0.34			1.62	0.59		1.28				7.44	
BAZ	1172	M	0.10																						0.10	
BAZ	1192	M						0.88	0.50				0.50	1.87	1.01		1.42		0.59	0.80				7.57	7.57	
BAZ	1210	M	0.10						0.20	0.98		0.19			0.67				0.30		0.43				2.86	
BAZ	1211	M	0.10						0.20		0.75	0.58									0.43				2.06	
BAZ	1243	M	0.10										0.25		0.67						0.43				1.84	
BAZ	1265	M	0.10						0.10										0.30						0.50	
BAZ	1367	M	0.10						0.30		0.75				1.01		0.71	0.54	0.59		0.43				4.42	
BAZ	1388	M	0.10						0.50			0.39	0.25		0.34						0.43				2.00	
BAZ	1393	M	0.10						0.10																0.20	
BAZ	1400	M					0.88	0.30							1.01				1.49	1.61	0.43				5.70	5.70
BAZ	1407	M	0.10						0.20				0.25		0.67						0.85				2.07	
BAZ	1415	M	0.10								0.75	0.19	0.50												1.54	
BAZ	1419	M	0.10						0.30						0.34				0.59		0.43				1.75	
BAZ	1422	M	0.10						0.10			0.39	0.25					0.30							1.13	
BAZ	1433	M	0.10						0.10		0.75		0.50		0.34			0.30							2.08	
BAZ	1436	M					0.88	0.20					0.25		0.67		0.71			0.80					3.51	3.51
BAZ	1437	M					0.88	0.30				0.39	0.50		1.01		1.42								4.49	4.49

Coefficient of Rarity $Cr(k)=1-[f(k)/f(max)]$																										
Necropolis	Burial	Sex	B0	B1	B2	B3	B4	B5	BANQ	CULT	DRES	DRVS	FCO	GMST	GRCO	BED	LIGHT	ORN	SVBC	GYM	WOL	SYM	WEAP	BRAGPB	Rarity Index Sum[Cr(K),n]	RI/number of individuals in chamber
BAZ	1440	M	0.10						0.20			0.19			1.01				0.59			0.43			2.52	
BAZ	1441	M	0.10										0.25						0.59						0.94	
BAZ	1453	M	0.10						0.20			0.39	0.25												0.93	
BAZ	1461	M	0.10						0.10			0.19	0.25												0.64	
BAZ	1463	M		0.77																					0.77	
BAZ	1466	M	0.10						0.30			0.19	0.25		0.34				0.89			0.43			2.49	
BAZ	1470	M	0.10						0.20													0.43			0.73	
BAZ	1473	M					0.92		0.30				0.25		0.67		0.71		0.89			0.43		0.63	4.80	4.80
BAZ	1477	M	0.10						0.30			0.19	0.25		1.01				0.30			0.85			2.99	
BAZ	1478	M					0.92		0.20			0.19	0.50		0.67				0.59			0.43			3.50	3.50
BAZ	1482	M	0.10								0.75											0.43			1.28	
BAZ	1495	M		0.77					0.10			0.97			1.01		0.71			1.61		0.43			5.58	
BAZ	1500	M	0.10						0.30						1.01		0.71		0.89			0.43			3.43	
BAZ	1506	M		0.77					0.30		1.50	0.39	0.25		1.01		0.71	0.54	1.78	1.61					8.85	
BAZ	1608	M		0.77					0.40			0.58			0.34				0.30			0.43			2.81	
BAZ	1659	M	0.10									0.19													0.29	
BAZ	1660	M				0.95			0.10			0.58			0.67		0.71		0.59			0.43			4.02	
BAZ	1140B	M																							15.25	7.63
BAZ	396a	M						0.88	0.30						0.34		1.42		2.08	1.61		0.43		0.63	7.68	3.84
BAZ	470A	M						0.88	0.10				1.24	0.93	0.34	0.98			2.67			0.43			7.57	7.57
BAZ	940	IND	0.10									0.19													0.29	
BAZ	1208	IND	0.10						0.20			0.58	0.25		0.34							0.43			1.89	
BAZ	517	F?						0.88	0.20					0.93	0.67				0.30	0.80					3.79	3.79
BAZ	828	F?	0.10						0.40				0.74		1.01		1.42			1.61		0.85		2.54	8.66	
BAZ	944	F?	0.10						0.10			0.19												1.27	1.66	
BAZ	1009	F?	0.10								0.75	0.19												0.63	1.68	
BAZ	1444	F?	0.10						0.20			0.39	0.25		1.01			0.54	0.30			0.85			3.63	
BAZ	484	F	0.10						0.20			0.58						0.54				0.85			2.27	
BAZ	496	F	0.10									0.19													0.29	
BAZ	551	F	0.10								0.75	0.39													1.24	
BAZ	591	F	0.10										0.25												0.35	

Coefficient of Rarity $Cr(k)=1-[f(k)/f(max)]$																										
Necropolis	Burial	Sex	B0	B1	B2	B3	B4	B5	BANQ	CULT	DRES	DRVS	FCO	GMST	GRCO	BED	LIGHT	ORN	SVBC	GYM	WOL	SYM	WEAP	BRAGPB	Rarity Index Sum[Cr(K),n]	RI/number of individuals in chamber
BAZ	597	F	0.10						0.20			0.58	0.25		0.34			0.54				1.28			3.28	
BAZ	617	F			0.96				0.10																1.06	
BAZ	628	F	0.10										0.50												0.60	
BAZ	641	F	0.10						0.30		0.75	0.19			0.67				0.89			0.43		0.63	3.97	
BAZ	650	F						0.88	0.20				0.25		0.34		0.71	0.54	0.89			0.43		0.63	4.86	4.86
BAZ	653	F	0.10						0.10		0.75	0.39	0.25	0.25	1.01		1.42	1.08	1.49					0.63	7.21	
BAZ	678	F	0.10						0.60		2.26		0.50		1.34			1.62	0.89		1.70		1.90		10.91	
BAZ	685	F		0.77																					0.77	
BAZ	770	F						0.88	0.10		1.50	0.19	0.99		0.34		1.42	1.62	0.30		0.97	1.28		1.27	10.85	10.85
BAZ	777	F	0.10						0.10				0.25												0.45	
BAZ	784	F	0.10																						0.10	
BAZ	800	F						0.88	0.50		0.75		0.25		0.34			0.54			0.43		0.63	4.32	4.32	
BAZ	807	F	0.10														0.71	0.54		0.80					2.15	
BAZ	820	F	0.10						0.10			0.97			0.34			0.54			0.85		0.63		3.53	
BAZ	914	F	0.10																						0.10	
BAZ	915	F		0.77																					0.77	
BAZ	962	F	0.10																						0.10	
BAZ	965	F	0.10						0.10			0.77			1.01		0.71				0.43				3.11	
BAZ	1033	F	0.10									0.58			0.34			0.54	0.30		0.43		0.63		2.91	
BAZ	1121	F	0.10						0.30		0.75							1.08	0.30		0.43		0.63		3.59	
BAZ	1128	F	0.10						0.50		0.75				0.34			2.16	0.30		0.43		3.17		7.74	
BAZ	1166	F	0.10						0.40		0.75		0.25					0.54	0.30		0.43				2.76	
BAZ	1167	F			0.96							0.58			0.34		1.42	1.08	0.30	0.80	1.28		0.63		7.39	
BAZ	1261	F	0.10						0.20		0.75								0.59						1.65	
BAZ	1319	F			0.96				0.20			0.19			0.67		1.42	0.54	1.78		0.43		0.63		6.83	
BAZ	1341	F						0.88	0.20			0.19			0.67		0.71		0.89		0.85				4.39	4.39
BAZ	1357	F						0.88	0.30				0.25	0.93	0.67		1.42	0.54	0.30	1.61	0.43		0.63		7.95	7.95
BAZ	1410	F	0.10						0.20		0.75		0.50				1.42	1.62	0.59				1.90		7.08	
BAZ	1427	F	0.10						0.30		0.75				1.01			0.54	1.19		0.43				4.31	
BAZ	1431	F	0.10						0.20		0.75	0.77					0.71	1.08	0.30		0.43		0.63		4.97	
BAZ	1443	F	0.10						0.10				0.99		1.01		0.71		0.59		0.43		0.63		4.56	

Coefficient of Rarity $Cr(k)=1-[f(k)/f(max)]$																										
Necropolis	Burial	Sex	B0	B1	B2	B3	B4	B5	BANQ	CULT	DRES	DRVS	FCO	GMST	GRCO	BED	LIGHT	ORN	SVBC	GYM	WOL	SYM	WEAP	BRAGPB	Rarity Index Sum[Cr(K),n]	R/number of individuals in chamber
	BAZ	F	0.10						0.10			0.19	0.25		1.01		0.71		1.49			0.43		0.63	4.90	
	BAZ	F		0.77					0.10			0.19						1.08						0.63	2.78	
	BAZ	F		0.77					0.40			0.19			0.34		0.71	0.54	0.59			0.85		0.63	5.02	
	BAZ	F	0.10						0.30			0.39	0.25						0.59						1.63	
	BAZ	F	0.10						0.40								0.71		0.30		0.43				1.93	
	BAZ	F	0.10						0.30			0.19	0.25		1.01		1.42		0.30		0.43				3.99	
	BAZ	F						0.88	0.20			0.77			0.67		1.42	0.54	0.59	2.41	0.43		0.63	8.55	8.55	
	BAZ	F	0.10						0.10			0.58			0.67		0.71	1.08	0.30		0.85		0.63	5.02		
	BAZ	F	0.10								0.75							0.54					0.63	2.03		
	BAZ	F	0.10						0.10			0.39			0.34		0.71		0.30		0.43			2.35		
	BAZ	F						0.88	0.10			0.39			0.67				0.59		0.43			3.06	3.06	
	BAZ	F																						Same as 396a	3.84	
	CAPE	M	0.10						0.10		0.75	0.39	0.50								0.43				2.26	
	CAPE	M					0.92					0.39	0.50						0.30						2.10	2.10
	CAPE	M					0.92		0.30				0.25				0.71		0.59		0.85				3.62	3.62
	CAPE	M					0.92		0.60				0.74				1.42		0.59		0.85		0.63		5.76	5.76
	CAPE	M																						Average of chambers	5.79	
	CAPE	M					0.92		0.30				0.25						0.30						1.77	1.77
	CAPE	M					0.92				0.75	0.19	0.99		0.34			1.08	0.30		0.43				5.00	5.00
	CAPE	F	0.10						0.40		0.75	0.19	0.50					1.08	0.30		1.94	0.85	1.27	7.38		
	CAPE	F	0.10								0.75	0.19						0.54					0.63	2.22		
	CAPE	F					0.92		0.10			0.19	0.74					1.62	0.30						2.26	2.26
	CAPE	F				0.95			0.10		0.75		0.25					0.71					1.27	4.93		
	CAPE	F					0.92		0.70			0.39	0.50					0.54			1.28		0.63	5.66	5.66	
	CB	M		0.77					0.10		0.75		0.25								0.43	0.99			3.28	
	CB	M?	0.10						0.10			0.19	0.25					1.08							1.72	
	CB	M				0.95			0.40				0.50						0.30		1.28				3.41	
	CB	M	0.10								0.75	0.19	0.25												1.29	
	CB	M		0.77					0.10		0.75	0.19	0.25								0.43	0.99			3.47	
	CB	F?		0.77					0.10				0.74				0.71	0.54					0.63		3.49	
	CB	F?				0.95			0.10												0.85				1.90	

Coefficient of Rarity $Cr(k)=1-[f(k)/f(max)]$																										
Necropolis	Burial	Sex	B0	B1	B2	B3	B4	B5	BANQ	CULT	DRES	DRVS	FCO	GMST	GRCO	BED	LIGHT	ORN	SVBC	GYM	WOL	SYM	WEAP	BRAGPB	Rarity Index Sum[Cr(K),n]	RI/number of individuals in chamber
CB	67	F?		0.77					0.10		0.75							1.08						1.27	3.97	
CB	12	F		0.77									0.50				0.71								1.97	
CB	111	F	0.10									0.19	0.25								0.97	0.43			1.94	
CB	164	M	0.10						0.10		0.75	0.19			0.67										1.82	
CB	123	M?		0.77							0.75	0.19					0.71		0.30						2.72	
CB	162	F	0.10						0.10			0.19						0.54							0.93	
CINTU	36	M	0.10						0.40				0.74						0.30						1.54	
CINTU	50	M					0.92		0.20			0.39	0.25						0.30	0.80					2.86	2.86
CINTU	70	M	0.10						0.10				0.25												0.45	
CINTU	75	M				0.95			0.30		0.75	0.39	0.50												2.88	
CINTU	78	M				0.95					0.75	0.19	0.25									0.43			2.56	
CINTU	83	M	0.10						0.20		0.75	0.39	0.50									0.43			2.36	
CINTU	89	M	0.10						0.10		0.75	0.39	0.74					0.30				0.85			3.23	
CINTU	96	M	0.10						0.10		1.50	0.77	0.50					0.30							3.27	
CINTU	98	M	0.10						0.20		1.50		0.74					0.30				0.85			3.70	
CINTU	170	M	0.10									0.39	0.25									0.43			1.16	
CINTU	175	M	0.10						0.10		0.75		0.25									0.85	0.99		3.04	
CINTU	183	M	0.10								0.75														0.85	
CINTU	188	M	0.10						0.10			0.58	0.25										0.99		2.01	
CINTU	231	M	0.10						0.10		0.75	0.19	0.50		0.34			0.54	0.30			0.43			3.24	
CINTU	241	M	0.10						0.10		0.75	0.58	0.50		0.67							0.43			3.12	
CINTU	248	M	0.10						0.40		0.75		0.74		1.01			0.54				0.85			4.39	
CINTU	249	M	0.10						0.20		0.75	0.58	0.50						0.30			0.43			2.85	
CINTU	274	M	0.10						0.30		1.50	0.19	0.50									0.85			3.44	
CINTU	277	M	0.10						0.10			0.19	0.25									0.43			1.07	
CINTU	292	M	0.10						0.10			0.19	0.25									0.43			1.07	
CINTU	309	M	0.10								1.50	0.19	0.25		0.67							0.43	0.99		4.13	
CINTU	313	M	0.10						0.60			0.58	0.99				1.42	1.62	0.30	0.80		1.28		1.27	8.95	
CINTU	60	F	0.10						0.20		0.75	0.19	0.50					1.62				0.43		1.27	5.05	
CINTU	67	F				0.95			0.10		0.75	0.39	0.74				1.62	1.19				0.43		1.90	8.07	
CINTU	68	F	0.10						0.10		0.75		0.25												1.20	

Coefficient of Rarity $Cr(k)=1-[f(k)/f(max)]$																										
Necropolis	Burial	Sex	B0	B1	B2	B3	B4	B5	BANQ	CULT	DRES	DRVS	FCO	GMST	GRCO	BED	LIGHT	ORN	SVBC	GYM	WOL	SYM	WEAP	BRAGPB	Rarity Index Sum[Cr(K),n]	R/number of individuals in chamber
CINTU	79	F	0.10						0.30			0.39	0.74					0.54	0.30			1.28			3.64	
CINTU	81	F	0.10						0.40		0.75	0.19	0.74									0.43			2.61	
CINTU	122	F	0.10									0.19	0.25					0.54				0.43			1.51	
CINTU	138	F	0.10									0.39	0.25				1.08				0.43		0.63		2.87	
CINTU	141	F							0.10				0.25				0.54				0.43				1.31	
CINTU	204	F				0.95			0.10			0.19	0.25				0.54				0.85		1.27		4.15	
CINTU	223	F	0.10						0.30		0.75	0.39	0.50				0.54						0.63		3.21	
CINTU	233	F	0.10						0.40		0.75		0.74		0.34		0.54	0.30			0.43		0.63		4.23	
CINTU	265	F	0.10									0.58	0.50								0.43				1.60	
CINTU	267	F	0.10						0.10		0.75	0.19	0.25				0.54				0.43		0.63		2.99	
CINTU	273	F	0.10						0.10				0.25				1.62						1.90		3.97	
CINTU	276	F	0.10						0.40		0.75		0.25				1.08				0.85				3.43	
CINTU	306	F	0.10						0.10		1.50		0.25				2.16						2.54		6.65	
CINTU	312	F	0.10								1.50		0.50				2.16				0.43		0.63		5.32	
CINTU	316	F	0.10						0.10		0.75		0.25				0.54				0.97	0.43	0.63		3.77	
FOS	76	M?	0.10								0.75							1.08							1.93	
FOS	124C	M?				0.92			0.30			0.77	1.74	1.87	2.35	0.98	5.67	2.70	2.38	4.02	1.94	1.28		1.27	28.17	5.63
FOS	110	M		0.77					0.10			0.39	0.50		1.01				0.59						3.35	
FOS	140	M		0.77									0.25												1.02	
FOS	201	M		0.77							0.75		0.25							0.80			0.63		3.21	
FOS	213	M	0.10										0.25							0.80		0.43	0.63		2.21	
FOS	235	M		0.77							0.75		0.25									0.43			2.19	
FOS	328	M		0.77							0.75	0.39			0.67				0.59			0.85			4.02	
FOS	333	M		0.77								1.16	0.25		1.34						1.28				4.79	
FOS	370	M		0.77					0.20			0.58	0.25		1.01				1.19		0.43				4.41	
FOS	401	M	0.10									0.58	0.25		0.34		0.71		1.19	1.61	0.43				5.19	
FOS	402	M		0.77							0.75	0.39	0.25							0.80					2.96	
FOS	407	M		0.77								0.19													0.96	
FOS	418	M		0.77							0.75	0.19	0.25												1.96	
FOS	432	M	0.10						0.10			0.39			1.01		0.71	0.54	1.78		0.43				5.05	
FOS	447	M		0.77								0.19	0.25					1.08		0.80			0.63		3.73	

Coefficient of Rarity Cr(k)=1-[f(k)/f(max)]																											
Necropolis	Burial	Sex	B0	B1	B2	B3	B4	B5	BANQ	CULT	DRES	DRVS	FCO	GMST	GRCO	BED	LIGHT	ORN	SVBC	GYM	WOL	SYM	WEAP	BRAGPB	Rarity Index Sum[Cr(K),n]	RI/number of individuals in chamber	
FOS	469	M	0.10						0.10			0.58	0.50		1.01		0.71	1.62	0.59	0.80		0.43		1.27	7.70		
FOS	488	M	0.10										0.25					2.70	0.89					1.27	5.21		
FOS	491	M		0.77							0.75							0.54							2.06		
FOS	503	M	0.10								1.50	0.19	0.50		0.67		0.71	0.54	0.89			0.85			5.95		
FOS	504	M	0.10									0.39	0.50		1.01		0.71		1.19			0.43			4.31		
FOS	505	M		0.77					0.10			0.19	0.25		1.68		0.71		0.30						3.99		
FOS	516	M					0.92		0.30			0.19	0.74	2.80	2.01		3.54	0.54	0.89	3.22		0.85		3.17	19.19	6.40	
FOS	518	M	0.10									0.39	0.50		0.67		0.71		0.89						3.25		
FOS	520	M						0.88	0.40			0.77	2.23		1.01	0.98	1.42	2.70	0.59	1.61		2.13		1.27	15.98	7.99	
FOS	542	M	0.10									0.97	0.50		1.01		0.71		0.30			0.85			4.42		
FOS	124E	M																							same as 124,	5.63	
FOS	2A	M						0.88				1.16	1.24	0.93	0.67	0.98	0.71	1.08	0.59	0.80		2.13		1.27	12.45	6.22	
FOS	330C	M						0.88	0.20			2.13	2.73		3.69		4.96		0.30	5.63		3.40		3.81	27.72	6.93	
FOS	330D	M																							Same as 330C,	6.93	
FOS	330E	M																							Same as 330C,	6.93	
FOS	430A	M						0.88	0.20			0.39	0.74	1.87	0.67	0.98	0.71	1.08	0.89	7.23		0.85		1.27	17.76	4.44	
FOS	430D	M																							Same as 430A,	4.44	
FOS	516ridA	M																							Same as 516,	6.40	
FOS	63B	M																							Same as 63 A,	7.35	
FOS	516ridB	F?																							Same as 516,	6.40	
FOS	85	F	0.10															0.54							0.64		
FOS	122	F	0.10										0.25												0.35		
FOS	204	F		0.77								0.19	0.25									0.43				1.63	
FOS	220	F	0.10								0.75		0.25					0.54				0.97	0.43	0.63	3.67		
FOS	223	F		0.77								0.39	0.25					0.54				0.97		0.63	3.55		
FOS	225	F	0.10										0.25					1.08				0.43		0.63	2.49		
FOS	252	F		0.77							1.50		0.25					3.24						1.90	7.66		
FOS	265	F	0.10								1.50		0.25					1.08						0.63	3.57		
FOS	279	F		0.77							1.50		0.25					1.08		1.61				0.63	5.59		
FOS	288	F		0.77									0.25								0.97				1.99		
FOS	351	F		0.77														1.62						1.27	3.66		

Coefficient of Rarity $Cr(k)=1-[f(k)/f(\max)]$																										
Necropolis	Burial	Sex	B0	B1	B2	B3	B4	B5	BANQ	CULT	DRES	DRVS	FCO	GMST	GRCO	BED	LIGHT	ORN	SVBC	GYM	WOL	SYM	WEAP	BRAGPB	Rarity Index Sum[Cr(K),n]	R/number of individuals in chamber
FOS	381	F		0.77							0.75	0.19	0.50											0.63	2.84	
FOS	410	F	0.10										0.25		0.34		0.71		0.30			0.43			2.11	
FOS	417	F	0.10										0.99												1.09	
FOS	427	F	0.10									0.39	0.25		1.01		1.42	0.54	0.59					0.63	4.93	
FOS	431	F	0.10						0.10			0.39	0.74					0.54			0.85			0.63	3.36	
FOS	544	F	0.10									0.19	0.25												0.54	
FOS	124A	F																							Same as 124,	5.63
FOS	124B	F																							Same as 124,	5.63
FOS	124D	F																							Same as 124,	5.63
FOS	330B	F																							Same as 330,	6.93
FOS	430B	F																							Same as 430A,	4.44
FOS	430C	F																							Same as 430A,	4.44
FOS	520rdB	F																							Same as 520,	7.99
FOS	63A	F						0.88	0.10			1.16	1.24	4.67	2.35		4.25	1.08	0.89	1.61		1.28		2.54	22.04	7.35
FOS	63C	F																							Same as 63 A,	7.35
NAV	1B	M																							Same as 4	8.74
NAV	4	F					0.92		0.10			0.58	1.24	1.87	0.34	0.98	1.42	4.32	4.46					1.27	17.49	8.74
PELT	111	M			0.96				0.20			0.58	0.50		0.67		1.42	1.08	0.89	0.80				0.63	7.74	
PELT	112	M	0.10						0.20			0.58	0.25		1.01		0.71	0.54	0.30	1.61		0.43		2.54	8.25	
PELT	114	M	0.10						0.20			0.19	0.74		0.34				0.30			0.85		0.63	3.35	
PELT	133	M	0.10						0.10			0.19	0.50				0.71					0.43			2.02	
PELT	113	F	0.10						0.10			0.39	0.74						0.89						2.22	
PELT	130	F	0.10						0.30		0.75	0.39	0.50					0.54	0.59					0.63	3.80	
POG	37	F		0.77														0.54		0.59				0.63	1.94	
POG	44	M	0.10																0.59						0.69	
PELT	132	F		0.77					0.20			0.39	0.25						0.30			0.43			2.32	