

2008

## adobe medicus 2008 5 September-October

Health Sciences Library and Informatics Center

Follow this and additional works at: <https://digitalrepository.unm.edu/adobe-medicus>

---

### Recommended Citation

Health Sciences Library and Informatics Center. "adobe medicus 2008 5 September-October." (2008).  
<https://digitalrepository.unm.edu/adobe-medicus/48>

This Newsletter is brought to you for free and open access by the Administration at UNM Digital Repository. It has been accepted for inclusion in adobe medicus by an authorized administrator of UNM Digital Repository. For more information, please contact [disc@unm.edu](mailto:disc@unm.edu).

# adobe medicus

Vol. 31, No. 5  
September/October 2008

 **UNM**  
HEALTH SCIENCES LIBRARY  
and INFORMATICS CENTER

## INSIDE:

Easier Access to Full Text. . . 2  
Who was Lovelace? . . . . . 3  
Art In Medicine . . . . . 5  
And Much More!

BI-MONTHLY BULLETIN OF THE HEALTH SCIENCES LIBRARY AND INFORMATICS CENTER

## From the Desk of the Associate Vice President

October is national archives month, and this issue celebrates it in two ways. First, the issue profiles “open access day” whose goal is to promote permanent online access to digital scientific and scholarly material (see this page). Second, the issue brings to the forefront the richness of lesser known resources in HSLIC print archives (see pgs. 3-6). This issue also recognizes the important new contribution to HSLIC from HSC students through the addition of a student library and technology fee this Fall (see pg. 2).

I would also like to highlight several developments underway that you’ll hear more about over the coming months:

### New locations:

- Coming soon (January 2009) to the lower level of the West Building of the Domenici Center—the Espresso Café, see floor plan, with expanded hours and menu, convenient seating and access from the lower plaza of the Canyon Garden zocalo.

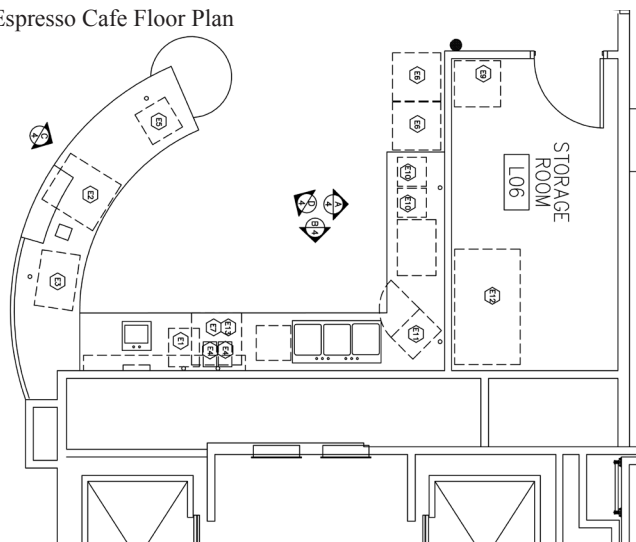
### New technology:

- Classroom scheduling software for Domenici Center space and other select HSC classrooms.
- Large panel displays for HSC TV and classroom schedules.
- Expanded phone access to HSC helpdesk staff through use of an automatic call distribution (ACD) system, which will distribute incoming calls from users among more staff, thus reducing likelihood of being put on hold.

All of these enhancements should improve services to our user communities....I’d like to hear from you about your experiences as these new services become available over the next several months.

Holly Shipp Buchanan, EdD  
[HBuchanan@salud.unm.edu](mailto:HBuchanan@salud.unm.edu)

Espresso Cafe Floor Plan



## First International Open Access Day

Recently, many NIH-funded researchers have been discussing open access, however, they may be unaware they were doing so. By talking about the NIH Public Access Policy ([http://hsc.unm.edu/library/SCI/nih\\_about.shtml](http://hsc.unm.edu/library/SCI/nih_about.shtml) for more information) they are really talking about open access principles. Open access was the main driver of the policy and of many other mandates and projects worldwide.

Three major open access groups, SPARC (the Scholarly Publishing and Academic Resources Coalition), the Public Library of Science (PLOS), and Students for FreeCulture, have announced that October 14, 2008 as the first international Open Access Day. The purpose was to broaden awareness and understanding of Open Access. There were live broadcasts of events including appearances from a Nobel Prize winner Sir Richard Roberts, the Editor-in-Chief of PLoS Computation Biology, and many committed open access advocates. For more information on events and how to view this link see: <http://openaccessday.org/program/>.

Holly Phillips  
Coordinator, Resource Access and Delivery  
[HPhillips@salud.unm.edu](mailto:HPhillips@salud.unm.edu)



Health Sciences Library and Informatics Center - Photo by C. Brandenburg

### Health Sciences Student Fee for Library and Technology Services

In March, the Regents of the University of New Mexico approved a new student fee for library and technology services at the HSC campus. Starting with the fall 2008 semester, all students enrolled in HSC programs will be assessed a \$150 fee per year for library and technology services. This fee will be billed in two parts – fall semester and spring semester. The fee will not be assessed for summer terms.

The fee will assure UNM students have access to the resources they need, offset HSLIC's increasing collection costs, and fund student-computing facilities in the library. The fee was a result of discussions with deans from the HSC and was part of a range of new funding strategies for HSLIC including private donations, more state funding, and reallocating more research facilities and administration funds to the library. Some of the resources HSLIC will fund with the new fee include:

- More print and electronic books
- Greater access to review software such as Exam Master®
- Improved search interfaces (databases, one-stop portals)
- Regular replacement of student computers on the plaza level
- Installation of monitors in study rooms
- Updated mobile computing classrooms for use throughout the HSC
- Support for student needs in the Domenici Center for Health Sciences Education (e.g. 24/7 student lounge).

With this new fee, HSLIC will join the ranks of a growing number of academic libraries, including health sciences libraries, who have begun to look to students, as the cost of library resources have skyrocketed beyond the rate of inflation. However, the fee is also an opportunity for HSLIC to obtain new resources for students, while continuing to maintain existing resources utilized by the entire HSC.

For more background on this new fee, please see the May/June edition of *adobe medicus* available at <http://hsc.unm.edu/library/adobemed/archive/index.shtml>.

Sally Bowler-Hill, MA  
Information Systems Planner

### UNM's new eJournal Finder and Link Resolver

On August 19, UNM launched its new eJournal Finder, Link Resolver, and Electronic Resource Management system. The Libraries of UNM – University Libraries, the Law Library, and the Health Sciences Library and Informatics Center – led a statewide proposal that included New Mexico Tech and New Mexico State which resulted in the purchase of new products from Serials Solutions® of Seattle, WA. The new products will provide campus wide tools for accessing and maintaining electronic resources.

The Serials Solutions A-to-Z title list, which UNM calls eJournal Finder, is an e-Journal portal providing patrons links to UNM's full-text resources. It includes title searching, subject browsing, and an article finder tool. The HSLIC and the University Libraries spent the summer populating the title listing with over 87,167 journal titles. According to Serials Solutions its background database of titles produces consistent results because it is powered by the knowledgebase called 360 Core, which collects and standardizes the most up-to-date information regarding electronic journals.

The Serials Solutions link resolver, called 360 Link, will use the popular "1-Click to Article" feature that links patrons directly from article citation to full-text without any intermediate screen. The previous link resolver employed by HSLIC, LinkSource, provided this service but the University Libraries' linker, Gold Rush, did not. Now, all of UNM will be able to use the same linker and enjoy the same benefits. We have been able to customize the results page so patrons can access "best available" links to content and library services from a single location. A new feature to UNM is the 360 Link "helper window", which allows the patron to link back to the results page if for some reason the article is not available. This eliminates the problem of dead-end full-text searches. For Health Sciences Campus users, variations of the new UNM icon will appear in databases such as PubMed®, CINAHL, and MDConsult.

In addition to these tools for patrons, UNM also purchased the Serials Solutions' Electronic Resource Management system so that library staff can efficiently and effectively manage all aspects of UNM's electronic products in one integrated system.

These tools are a step forward in service and statewide resource sharing. Please contact the RAD Unit with any comments or suggestions on how we can make this service work better for you.

Rebecca Harris, LIS III  
Resource Access and Delivery

## Pioneer Name in Health Care: Lovelace

The history of Lovelace is the history of America. A young man, William Randolph Lovelace, moves from the South to the Southwest for reasons of health. A physician, he establishes a practice in a remote area of the New Mexico Territory, but often travels to the Mayo Clinic in Minnesota to hone his skills. In 1913, Dr. Lovelace moves to Albuquerque and has his family move from Missouri to join him. In 1922, Dr. Lovelace and his brother-in-law, Dr. Edger T. Lassetter, start Lovelace Clinic with the idea of replicating the Mayo Clinic's successful group practice and specialty medicine. Between 1922 and 1947, Lovelace Clinic grows to sixteen physicians.

In 1946, "Uncle Doc" Lovelace invites his nephew, William Randolph Lovelace II, to join him in Albuquerque. In 1947, Randy Lovelace, an accomplished physician who had been Chief of Surgery at the Mayo Clinic, works with his uncle to establish the Lovelace Foundation for Medical Education and Research (LFMER). This non-profit corporation, built on land donated by Uncle Doc and funded by the Lovelace Clinic, becomes an internationally-known research foundation while continuing its clinical services.

Among its accomplishments are the medical testing of the Project Mercury astronauts; the world's first lung lavage procedure and first laminar flow "clean air" operating room; the state's first HMO and first satellite clinic; and the establishment of the nation's first cystic fibrosis research and treatment center. Dr. Jake Spidle, in his history of Lovelace published in 1987, described the organization's accomplishments as "an innovator in the establishment of medical group practice in the Southwest,...a national and international pioneer in the modern field of aviation and space medicine; a world renowned leader in inhalation toxicology research and other bioenvironmental research spheres; a pathfinder in development of modern health-delivery systems; a forerunner in the training of modern physician-executives...; [and] a challenger of tradition in the incorporation of modern marketing tools and strategies within the world of medicine...."

In research, LFMER worked with governments and companies around the world on nuclear weapons and radiation effects, blast biology, structural integrity, burn research, and civil defense. With the deaths of Randy Lovelace in 1965 and Uncle Doc in 1968, Lovelace became less a family endeavor and more a corporate enterprise. In the 1990s, the Lovelace clinical services were sold. Today, the Lovelace Respiratory Research Institute, the remaining offspring of LFMER, continues medical research in the areas of asthma, emphysema, lung cancer, inhalation toxicology, aerosol science, bronchitis, and allergies.

The New Mexico Health Historical Collection has received two grants to process the Lovelace documents in its procession. The records include research reports from 1951-1986, with the bulk of the materials coming from the 1960s and 1970s. At



the conclusion of the grant period (July 2009), the Lovelace Collection will be available for research by the university community and the general public. If you have questions about this collection, please contact the Archivist at [archivist@salud.unm.edu](mailto:archivist@salud.unm.edu).

Peggy McBride, MLS  
Archivist

Randy Lovelace and family members with President Lyndon B. Johnson, circa 1960s. Photograph: From the Lovelace Foundation for Medical Education and Research Records, New Mexico Health Historical Collection. Dr. Lovelace is third from the president.



## Celebrating Our Archive

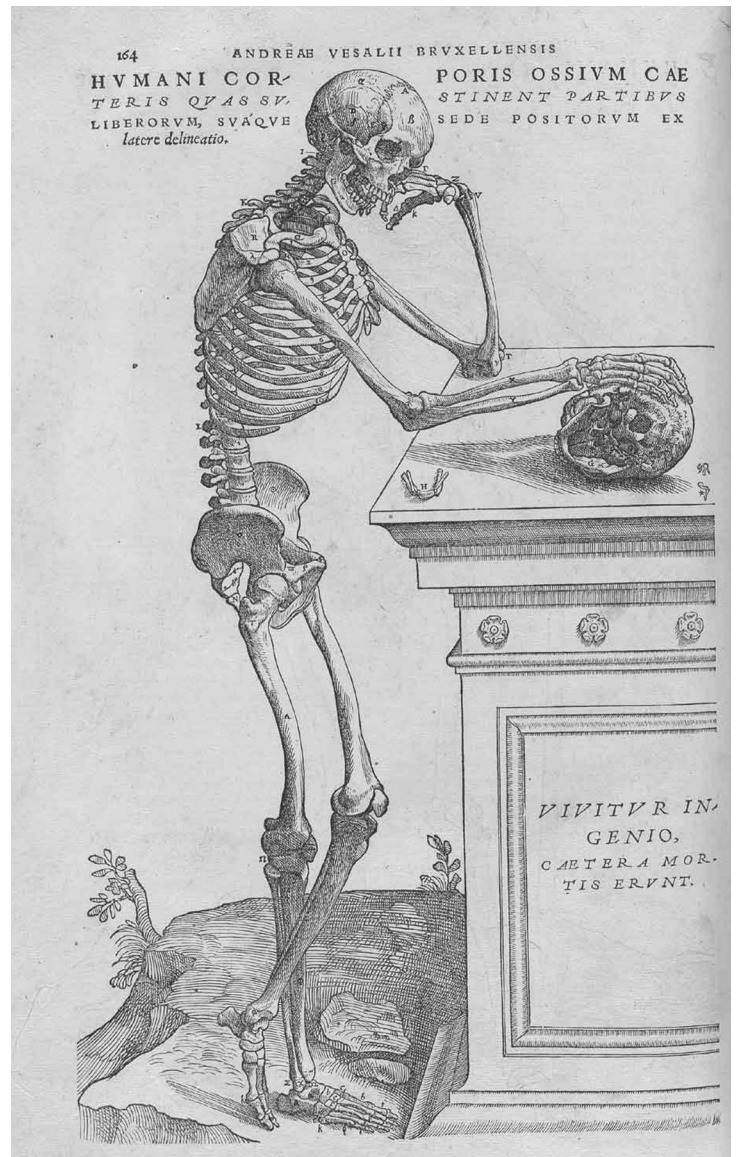
This October the New Mexico Health Historical Collection (NMHHC) will join archives across the country in celebrating Archives Month and the preservation of the American record. This month is set aside each year to focus on the importance of records of enduring value and to enhance public recognition for the people and programs that are responsible for maintaining our communities' vital historical records.

Repositories, the holders of these historical records, serve to strengthen collective memory by creating reliable information banks that provide access to irreplaceable primary source materials. The NMHHC specializes in preserving and providing access to collections that document the history of health in the state and the Southwest. Noteworthy collections include Carl Gellenthien's papers and records of the Valmora Industrial Sanatorium, the organizational records of the New Mexico Medical Society, the papers of Sam White, and a portion of the organizational records of the Lovelace Medical Foundation. The materials held in the NMHHC take many different forms including oral histories, correspondence, financial and legal documents, photographs, rare books, and artifacts.

NMHHC's celebration this year includes the opening of a new exhibit, "Art in Medicine: On the Fabric of the Human Body." Accompanying the opening reception will be a lecture entitled, "*The Importance of Renaissance Anatomy to Medicine and War*," by David Bennahum, MD, Professor Emeritus of Medicine and Scholar in Residence at the UNM Institute for Ethics. The lecture will be held Wednesday, October 22. The reception will be held directly following the lecture. The exhibit will remain on display through May 29, 2009.

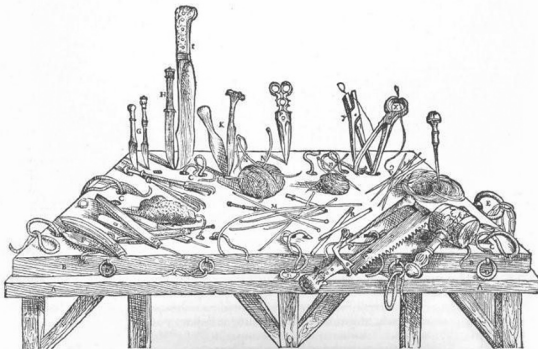
For more information, please contact Laura Hall at (505) 272-6518 or by e-mail at [ljhall@salud.unm.edu](mailto:ljhall@salud.unm.edu).

Laura J. Hall, MFA  
Manager, Special Collections



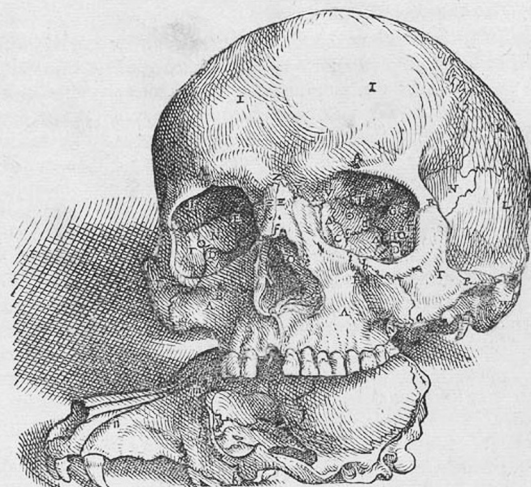
DE HUMANI CORPORIS FABRICA LIBER II. 217  
DE INSTRUMENTIS, QVAE SECTIONIBUS administrandis parari possunt. Caput VII.

ANATOMICORVM INSTRVMENTORVM DELINEATIO.

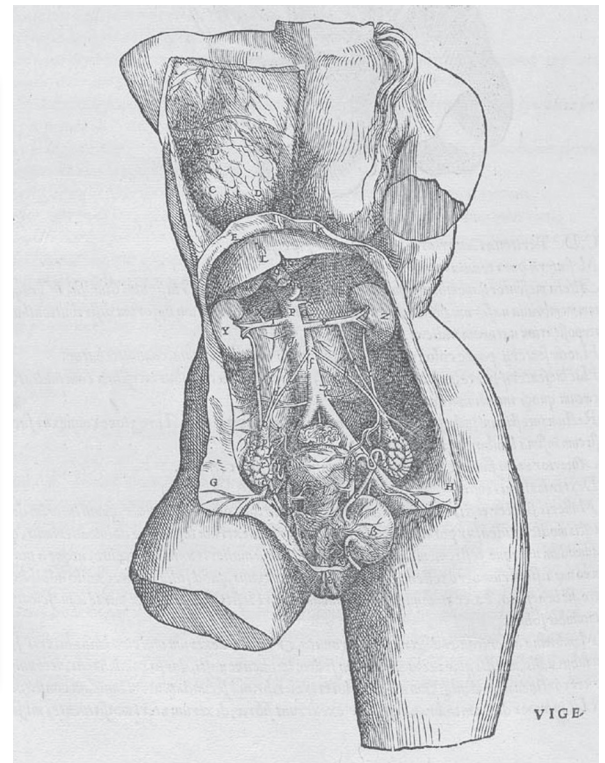
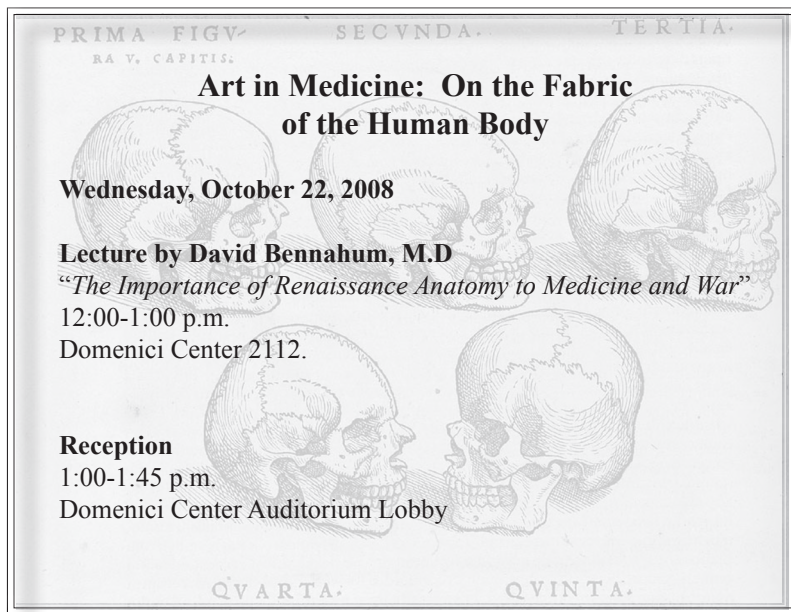


CHARACTERVM SEPTIMI CAPITIS FIGVRAE INDEX.  
PRAESENTI figura mensura cuidam incumbens fiximus offerem, quo in ut

PRIMA NONI CAPITIS FIGVRA.







## Art in Medicine: On the Fabric of the Human Body

"What is it – this thing, this flesh, this cabin of our consciousness, this sailboat of our soul? The body . . ." A question central to our existence, asked in the modern-day vernacular, and yet timeless in the pursuit of understanding the human body. At a time of awakening during the 16th century, a Belgian anatomist by the name of Andreas Vesalius authored, *De Humani Corporis Fabrica*, a textbook heralded to this day for its scientifically accurate and artistically superb illustrations of the human body.

The large folio volume (HSLIC owns a 1935 reprint) of 663 pages was illustrated with more than 200 woodcuts, and remains a classic in the field of medicine and art. At no other time in history has one text achieved such high regard in both fields.

*Fabrica*, far more detailed than any other anatomy text published at that time, provided the reader with the fullest possible description of the human body. Calling for the correction of erroneous views many of which were handed down from the Greek physician Galen and medieval sources. The text transformed the study of anatomy and forever changed medical education.

This is the focus of a new exhibit by the New Mexico Health Historical Collection for the HSC Hall of Discovery. The exhibit (housed in the Domenici Center for Health Sciences Education building's auditorium lobby) will examine the work of Vesalius through its artwork and medicine of the 16th century.


Laura J. Hall, MFA  
 Manager, Special Collections



On these pages are woodcut plates from *De Humani Corporis Fabrica*, Andreas Vesalius, 1543.



## Atomic Bomb Casualty Commission



In August 1945, Hiroshima and Nagasaki, Japan lay in ruins, destroyed by atomic bombs dropped by the United States military in an effort to end the war in the Pacific. Bursting above ground, both bombs caused extensive destruction of the cities' infrastructures. The resulting confusion and the uncertainty of the pre-bomb population figures, make it difficult to estimate casualties in either city. The Manhattan Engineer District, the department responsible for atomic bomb development, estimated that 199,000 people died or were injured. It is thought that most deaths occurred immediately after the bombings. The Japanese estimated that sixty percent of the immediate deaths in Hiroshima and ninety-five percent in Nagasaki were caused by burns. Radiation deaths began about a week after detonation and peaked within three or four weeks.

Within days of the bombings, the Japanese sent medical and scientific teams to both cities. In September, the U.S. Army, Navy, and Manhattan District sent teams to study the medical effects of the bombs. General Douglas MacArthur, Supreme Commander of the Occupation, directed the two groups to cooperate and the Joint Commission for the Investigation of the Effects of the Atomic Bombs was formed. After a preliminary report was issued, it was determined that a long-term study of the survivors and their children was needed.

In November 1946, a Presidential Directive requested that the National Academy of Sciences through its National Research Council establish a permanent organization for continuing long range studies of the medical and biological effects of the bombs. This organization, the Atomic Bomb Casualty Commission (ABCC), was joined by a group from the Japanese National Institute of Health (JNIH) a year later. By 1950, the ABCC had a number of departments and had established studies on hematology, radiation cataracts, leukemia and other cancers, aging and mortality rates, sex ratios of survivors' offspring, and genetics.

Problems with organizational structures, research interests, survivors mistrust, and funding finally led to the establishment of a binational, private non-profit foundation as a successor to the ABCC. The Radiation Effects Research Foundation continues the work started at the end of World War II.

HSLIC's New Mexico Health Historical Collection (NMHHC) contains publications from the ABCC. The ABCC Technical Report Series was first published in 1959 in both English and Japanese, a format that continued until 1992.

The NMHHC has most of the series from 1959 through 1984. This collection also includes the preliminary Death Certificate Survey (1950-1954), ABCC Research Protocols (1964-1968), a 1963 Pathology Manual, the "General Report on ABCC JNIH Joint Research Program 1947-1975," and other miscellaneous documents. If you are interested in reviewing this material, please contact the Archivist at [archivist@salud.unm.edu](mailto:archivist@salud.unm.edu).



If you are interested in learning more about the bombings, take a look at the Exploratorium's online exhibit, "Remembering Nagasaki," <http://www.exploratorium.edu/nagasaki/>, and "The Manhattan Project: An Interactive History," <http://www.cfo.doe.gov/me70/manhattan/hiroshima.htm>.

Peggy McBride, MLS  
Archivist

Top Photo: Atomic bomb explosion over Nagasaki, Japan taken from the drop airplane.

Middle and bottom photo: City of Hiroshima before (April 13, 1945) and after (August 11, 1945) the bombing.

Photographs: United States Strategic Bombing Survey Collection, National Archives and Records Administration.

## BioMISS Kicks Off Fifth Year

September 25, 2008 marked the inaugural session of the 2008-2009 Biomedical Informatics Seminar Series (BioMISS). This series of introductory-level presentations is intended to raise awareness of the growing importance of informatics in the medical field, to showcase the informatics expertise of the UNM community, and provides a forum for inter- and multi-disciplinary collaboration.

These presentations are suitable for anyone with an interest in learning more about biomedical informatics, including physicians, nurses, pharmacists, educators, faculty, staff, students, and researchers. All from UNM and the community are invited to attend these free seminars which take place on the 2nd and 4th Thursday each month in the UNM Health Sciences Library and Informatics Center, room 228 from 9:00-10:00 AM.

9/25/2008 Glen Murata, MD, *Data Mining*

10/9/2008 Matthew Braun, MS, *Security Technologies*

10/23/2008 Jonathan Eldredge, PhD, *Deciphering the PubMed Search by Using Informatics Principles*

12/11/2008 Teresita McCarty, MD, *Calibrated Peer Review*

1/8/2009 Dale Alverson, MD, *Telehealth & Health Information Technologies: A Paradigm Shift in the Health Care System*

1/22/2009 Matthew Braun, MS, *UNM Center for Telehealth Data Facilities*

2/12/2009 Deborah LaPointe, PhD, *An Effective Design Model for Online Learning (A Joint Project with Open University of Catalonia, Peking University, and UNM)*

2/26/2009 Jonathan Eldredge, PhD, *Cognitive Bias as Obstacles to Sound Decision Making*

3/12/2009 Holly Buchanan, EdD and Ron Margolis, MBA, *The Chief Information Officer: Panel Discussion*

3/26/2009 Erv Klink, PhD, *Clinical Data Warehouse Development*

4/9/2009 Jeff Blair, MBA, *The Role of Interoperability in the Nationwide Health Information Network*

4/23/2009 Philip J. Kroth, MD, MS, *Novel Search Strategies for Accessing a Case File System of Orthodontic Records*

5/14/2009 Randall Stewart, MD, *American Medical Informatics Association (AMIA) Historical Research Perspectives*

5/28/2009 Wayland Davis, *IT Initiatives at the OMI*

6/11/2009 Trevor Rohm, MD, MS, *Natural Language Processing*

Randall Stewart, MD  
Informatics Faculty

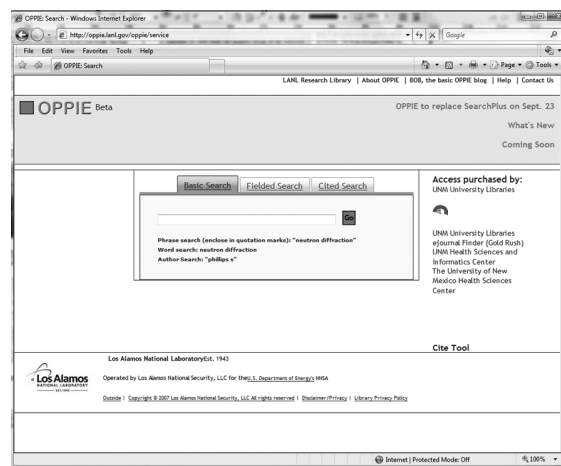
## New HSLIC Website

HSLIC unveiled its newly updated website on October 6th. The design principles behind the new look were to adapt the HSLIC site to UNM website standards. The principles behind the content included bringing forward the complex array of services provided by HSLIC units yet not losing sight of the number one reason for site visits: access to library resources like PubMed, CINAHL, and full-text journals. We hope you like the new site, find it easy to navigate, and maybe learn a few new things about HSLIC as you visit.

Holly Phillips, MLIS  
Coordinator, Resource Access and Delivery  
[Hphillips@salud.unm.edu](mailto:Hphillips@salud.unm.edu)

## SciSearch Changing Search Interface from SearchPlus to OPPIE

As of September 23, 2008, SciSearch from Los Alamos National Labs (LANL) has a new face and enhanced search features. The current SearchPlus functionality has been replaced with OPPIE (Online Portal for Powerful Information Exchange). A LANL team led by Herbert Van de Sompel also revolutionized the underlying architecture in order to better access the growing database content and satisfy researchers' desire for faster and more efficient searching.



New features in OPPIE include faceted searching and simplified Cited Search and Cite Tool. View the new site at <http://oppie.lanl.gov/>. SciSearch is purchased jointly by UNM University Libraries and the Health Sciences Library and Informatics Center.

Holly Phillips, MLIS  
Coordinator, Resource Access and Delivery  
[Hphillips@salud.unm.edu](mailto:Hphillips@salud.unm.edu)



## Updating the Media Collection

In the spring of this year members of the Resource Access and Delivery (RAD) unit undertook a review of the Media Collection. At times, it seemed like a trip down the memory lane of format changes. Slides gave way to ¾, then ½ inch video, followed by LP sized laser discs, and CDs compatible with Windows® 95, 98 and Mac®. Currently we favor DVD or web-based media. Who knows what may come next?

Each piece was reviewed for compatibility with existing equipment and current operating systems and multiple copies were marked for removal. The resulting list (approximately 90 pieces) were posted to the HSLIC website for comment. The final pieces of media were taken by the UNM Recycling Department for environmentally friendly disposal.

We are asking our faculty to help us freshen up the Media Collection by suggesting titles or subjects that will be useful to them to support the curriculum. Contact your departmental liaison, or me with your ideas for new material. If you don't have a specific title, we will be happy to search your subject and send you suggestions to consider.

The Media Collection exists to support the Health Sciences Center curricula. We look forward to hearing from you with ideas for revitalizing this important resource.

Christee King, MLS  
Collection Management & Special Projects Librarian  
[CKing@salud.unm.edu](mailto:CKing@salud.unm.edu), 272-0640

adobe  
medicus

### Library Director:

Holly Shipp Buchanan, EdD, MBA, MLn

### Design & Layout:

Catherine Brandenburg

### What do you think of this publication? Please send us your feedback:

Editor, *adobe medicus*

Health Sciences Library and Informatics Center

MSC09 5100

1 University of New Mexico

Albuquerque, NM 87131-0001

[cbrandenburg@salud.unm.edu](mailto:cbrandenburg@salud.unm.edu)

### Information:

Library Information 505-272-2311

Library Administration 505-272-0634

Fax 505-272-5350

Web Address <http://hsc.unm.edu/library>

### Library Hours:

Monday – Thursday 7:00 AM - 11:00 PM

Friday 7:00 AM - 6:00 PM

Saturday 9:30 AM - 6:00 PM

Sunday Noon - 11:00 PM

Holiday and break closures will be posted in the Library.



This document is protected by the Creative Commons Attribution-NonCommercial-ShareAlike 2.5 License

adobe medicus Vol. 31, No 5 September/October 2008

HEALTH SCIENCES LIBRARY  
and INFORMATICS CENTER  
UNM