



The US Long Term Ecological Research Network

LTER All Scientists Meeting

provided by
 master.com

Total number of responses: 265
 Number of unique respondents: 265

1) Gender

Female 38.9%

Male 59.6%

Left unanswered by 1.5% of respondents

2) I am currently (please check as many as apply)

Education Representative 4.5%

LTER Scientist 2.3%

Information Manager 5.3%

LTER Graduate Student 28.7%

LTER Lead PI 8.3%

LTER Scientist 43.4%

LTER Technician or Assistant 5.7%

Member of site management team 9.1%

Other 7.2%

Left unanswered by 0.8% of respondents

3) Which LTER All Scientists Meetings have you attended?

1990 Estes Park 10.2%

1993 Estes Park 18.9%

2000 Snowbird 43%

2003 Seattle 81.5%

Left unanswered by 8.3% of respondents

4) I first heard about the conference from the

LTER Newsletter 5.3%

LTER web site 1.5%

e-mail announcement 35.1%

from a colleague 50.2%

other 7.2%

Left unanswered by 0.8% of respondents

5) Rate the location (Seattle) for the 2003 ASM

Poor 1.1%

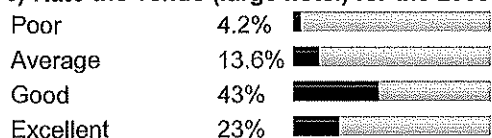
Average 3.8%

Good 35.1%

Excellent 45.3%


Left unanswered by 14.7% of respondents

6) Rate the venue (large hotel) for the 2003 ASM




Left unanswered by 16.2% of respondents

7) The conference organizers provided you with necessary information




Left unanswered by 14% of respondents

8) The conference organizers answered my questions quickly and fully




Left unanswered by 15.8% of respondents

9) The registration procedure worked well




Left unanswered by 14% of respondents

10) The registration desk during the conference was a useful means of getting information




Left unanswered by 16.6% of respondents

11) The conference web site provided the information I needed



Left unanswered by 14% of respondents

12) Additional information in my registration packet was sufficient to understand the schedule and organization of the meeting



Left unanswered by 15.5% of respondents

13) The number of plenaries was

About right	67.9%	
Too few	4.2%	
Too many	9.8%	

Left unanswered by 18.1% of respondents

14) The length of the working groups (2.5-3.0 hours) was

About right	66.4%	
Too long	11.3%	
Too short	6.4%	

Left unanswered by 15.8% of respondents

15) The topics of the working groups were interesting and appropriate for the meeting

Strongly Disagree	1.5%	
Disagree	4.9%	
Neutral	16.2%	
Agree	44.9%	
Strongly Agree	17.4%	

Left unanswered by 15.1% of respondents

16) The time posters were available for viewing was

About right	55.1%	
Too long	4.2%	
Too short	22.6%	

Left unanswered by 18.1% of respondents

17) Rate the organization of the poster session

Unacceptable	1.5%	
Poor	11.3%	
Average	25.7%	
Good	37%	
Excellent	7.5%	

Left unanswered by 17% of respondents

18) Rate the physical set up of the posters

Unacceptable	2.3%	
Poor	23%	
Average	25.3%	
Good	24.2%	
Excellent	7.5%	

Left unanswered by 17.7% of respondents

19) Rate the amount of space available for posters

Unacceptable	3%	
Poor	24.2%	
Average	26.8%	
Good	22.6%	
Excellent	4.9%	

Left unanswered by 18.5% of respondents

20) Rate the audiovisual support for the 2003 ASM meeting

Unacceptable	0.4%	
Poor	7.2%	
Average	20%	
Good	42.6%	
Excellent	8.7%	

Left unanswered by 21.1% of respondents

21) Number of concurrent working groups

About right	53.2%	
Too many	29.4%	

Left unanswered by 17.4% of respondents

22) Number of concurrent posters

About right	53.6%	
Too few	0.4%	
Too many	28.7%	

Left unanswered by 17.4% of respondents

23) Amount of unscheduled time

About right	58.5%	
Too little	22.3%	
Too much	0.4%	

Left unanswered by 18.9% of respondents

24) Total length of meeting (three days)

About right	78.1%	
Too long	2.3%	
Too short	7.9%	

Left unanswered by 11.7% of respondents

25) During what time of year would you prefer to have future meetings?

July-August	15.5%	
March-April	8.3%	
May-June	15.1%	
November-February	18.1%	
September-October	37.4%	

Left unanswered by 5.7% of respondents

26) What specific time of year would you prefer for the 2006 ASM?

Left unanswered by 41.9% of respondents

27) Which format do you prefer for future meetings?

Stand alone	51.7%	
With ESA	33.6%	
With another society but not ESA	4.9%	

Left unanswered by 9.8% of respondents

28) What other societies should we consider for joint meetings?

Left unanswered by 73.6% of respondents

29) What should be the most important factor in selecting a venue?

Excellent meeting facilities and space	17.7%	
Interesting geographic location	15.5%	

Maintaining reasonable costs	14%	
Maximizing participation	31.7%	
Opportunities to visit LTER sites	17.7%	

Left unanswered by 3.4% of respondents

30) When should future meetings be scheduled?

Weekdays	55.1%	
Weekends	35.1%	

Left unanswered by 9.8% of respondents

31) What are the major strengths of the ASM?

Left unanswered by 37.7% of respondents

32) How would you improve future All Scientists Meetings?

Left unanswered by 46.4% of respondents

33) Other comments?

Left unanswered by 70.9% of respondents

Thank you for completing this survey.

Return to the [LTER Home page](#)

Return to the [LTER Intranet](#)

[Master.com Terms and Conditions](#) | [Taxis & Taxis Webscript](#) Copyright © 2000 Thunderstone

[Home](#) | [ILTER](#) | [BACK](#)

- Copyright 2003 Long Term Ecological Research Network -

This material is based upon work supported by the [National Science Foundation](#) under Cooperative Agreement #DEB-0236154. Any opinions, findings, conclusions, or recommendations expressed in the material are those of the author(s) and do not necessarily reflect the views of the National Science Foundation.

Please [contact us](#) with questions, comments, or for technical assistance regarding this web site.