

University of New Mexico

UNM Digital Repository

Mathematics and Statistics Faculty and Staff
Publications

Academic Department Resources

3-5-2018

Improvement of the Material's Mechanical Characteristics using Intelligent Real Time Control Interfaces in HFC Hardening Process

Florentin Smarandache

University of New Mexico, smarand@unm.edu

Luige Vladareanu

Mihaiela Iliescu

Victor Vladareanu

Alexandru Gal

See next page for additional authors

Follow this and additional works at: https://digitalrepository.unm.edu/math_fsp



Part of the [Engineering Mechanics Commons](#), [Mathematics Commons](#), [Mechanics of Materials Commons](#), [Military Vehicles Commons](#), and the [Other Engineering Science and Materials Commons](#)

Recommended Citation

L. Vladareanu et al. J Fundam Appl Sci. 2018, 10(4S), 193-198

This Article is brought to you for free and open access by the Academic Department Resources at UNM Digital Repository. It has been accepted for inclusion in Mathematics and Statistics Faculty and Staff Publications by an authorized administrator of UNM Digital Repository. For more information, please contact amywinter@unm.edu, lsloane@salud.unm.edu, sarahrk@unm.edu.

Authors

Florentin Smarandache, Luige Vladareanu, Mihaiela Iliescu, Victor Vladareanu, Alexandru Gal, Octavian Melinte, and Adrian Margean

Improvement of the Material's Mechanical Characteristics using Intelligent Real Time Control Interfaces in HFC Hardening Process

Luige Vladareanu, Mihaiela Iliescu, Victor Vladareanu*, Alexandru Gal, Octavian Melinte
Robotics and Mechatronics Department, Romanian Academy, Institute of Solid Mechanics,
Bucharest, 010141, Romania

luigiv2007@yahoo.com.sg, iliescumihaiela7@gmail.com, * vladareanuv@gmail.com, galexandru2003@yahoo.com

Florentin Smarandache

Department of Mathematics, University of New Mexico,
New Mexico, 705 Gurley Avenue, Gallup, NM 87301, USA

smarand@unm.edu

Adrian Margean

Scientific Research Department, Top Ambient, RO

office@rugvity.ro

Published online: 5 March 2018

Abstract— The paper presents Intelligent Control (IC) Interfaces for real time control of mechatronic systems applied to Hardening Process Control (HPC) in order to improvement of the material's mechanical characteristics. Implementation of IC laws in the intelligent real time control interfaces depends on the particular circumstances of the models characteristics used and the exact definition of optimization problem. The results led to the development of the IC interfaces in real time through Particle Swarm Optimization (PSO) and neural networks (NN) using offline the regression methods.

Keywords: intelligent control, real time control systems, hardening process, materials, high-frequency currents

I. INTRODUCTION HARDENING

Induction heating is a quick and precise technique to heat conductive materials without contact [1]. In order to obtain induction heating, equipment is necessary consisting of a source of alternative current and a solenoid to generate the electromagnetic field. The piece to be tempered is positioned inside the solenoid, with the electromagnetic field generating current inside the piece which, in turn, generates heat. Induction can heat pieces to temperatures between 100 and 300 grades Celsius. This is obtained using an electromagnetic field passing through a solenoid, which transfers energy to a working piece, which needs to be heated. When an electric field passes through a conductor, an electromagnetic field is produced around that conductor. This magnetic field produces electric current through a piece positioned in the middle of the solenoid's magnetic field, which in turn produces heat.

Eddy or Foucault currents are induced electric current loops in conductive materials by changing the magnetic field in that conductive material, due to Faraday's induction law. Eddy currents are transmitted in closed loop through the conductors, in perpendicular planes to the magnetic field. The intensity of the current in the conductor is proportional to the intensity of the magnetic field, the loop surface and the current frequency, as

well as inversely proportional to the material resistance [2]. The piece to be heated and its material determine the operating frequency of the heat induction system.

It is necessary to use an induction system that ensures a larger frequency spectrum than that necessary for applications. The reason is due to the fact that when an electromagnetic field induces a current into the piece, this is largely transferred to the surface of the piece. When the operating frequency is high, the heated depth is thin. Similarly, when the operating frequency is low, the depth to which the electromagnetic field penetrates is larger. The thickness of the heated portion depends on the temperature, operating frequency and properties of the heated material.



Figure 1. HFC Hardening Process Control (HPC)

During the hardening process control (figure 1) using *HFC* (high-frequency currents) a metal part is placed in the

doi: <http://dx.doi.org/10.4314/jfas.v10i4s.81>

electromagnetic field inside a copper tube bended to the shape of the part and the alternating high frequency currents are induced. The currents are pushed out to the part surface by the magnetic current induced inside. Since the induced currents have an extremely high density on the part surface which is being heated, the surface layer is heated quickly. The **HFC** induction hardening is characterized by two parameters: by the depth and hardness of the part layer being treated. Induction heaters (HFC apparatus) with the capacity ranging from 40 kV to 160 kVA with the frequency of 20-40 kHz or 40-100 kHz are used to get thin layer in the hardened item. If deeper layers are required, the range of frequencies from 6 to 20 kHz is used. The HFC hardening has proved to be very effective [3].

Key features of induction hardening are fast heating cycles, accurate heating patterns and cores that remain relatively cold and stable. Such characteristics minimize distortion and make heating outcomes extremely repeatable, reducing post-heat processing such as grinding. This is especially true when comparing induction hardening to case carburizing. This is a cost-saving and high-productive way of metal heat treatment that provides a part with high strength and durability.

II. ARCHITECTURE OF THE HFC HARDENING SYSTEM CONTROL USING INTELLIGENT CONTROL INTERFACES

The architecture of the experimental model of the HFC (high-frequency currents) system allows the improvement of mechanical characteristics of the metallic profile by improving the performance of the control function interfaces, specific to the method of virtual projection [4,5,6], used in the real time control of the HFC hardening system. With this aim, there have been conceived and developed intelligent control interfaces using particle swarm optimisation and neural networks. The multifunctional interface (ICFM) specifies the virtual projection method, with decision making using fuzzy logic or neutrosophic logic. Through offline control, applying the methods of polynomial regression and exponential regression in estimating the frequency (FRQ) and power (POW) parameters, the parameters of the control laws for the HFC hardening system are determined. The digital - analogue conversion is done through the DAC module. The results of offline experimentation are used in implementing the versatile intelligent platform VIP, as coefficients applied to the intelligent control interfaces (ICF 1-ICF3) and in control decisions (ICMF) for the real time control of the HFC hardening system. Communication with the VIP platform is done through a software adapted to the research in the remote control communication interface (ICRM). Implementing the HFC hardening system entails applying the remote control methods through sockets with command elements through the VIP server terminals and the CIF equipment's PC system.

The inputs of the CIF command system, considered independent variables in controlling the technological process and determined in designing the CIF experimental model, are:

Metallurgic Parameters:

- TMC: Tempering temperature
- PCU: Currie point
- TCL: Tempering time = $f(V_{\text{Motion}}, w)$

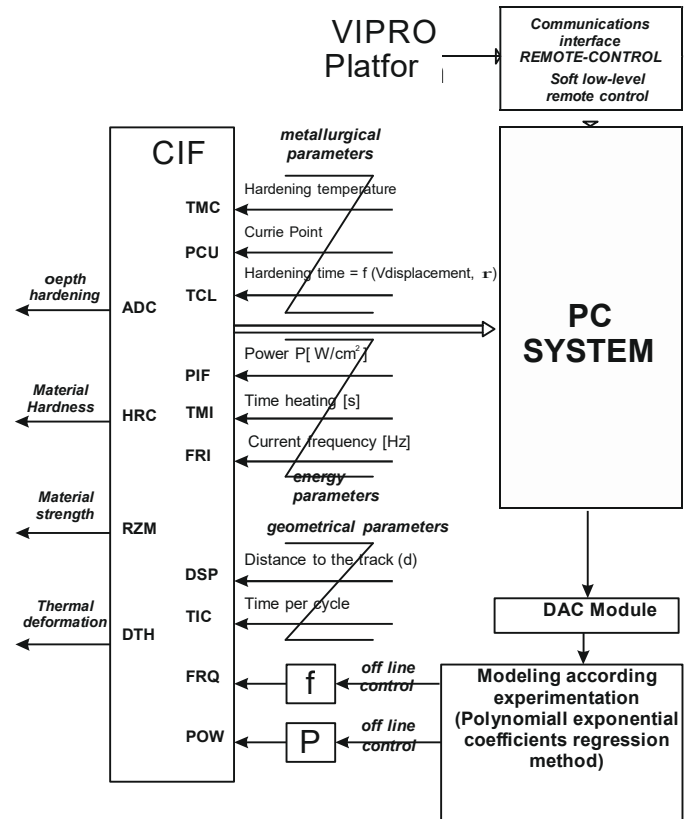


Figure 2. HFC Hardening System Architecture

Energetic Parameters:

- PIF: Power P [W/cm^2]
- TMI: Heating time [s]
- FRI: Current frequency [Hz]

Geometric Parameters:

- DSP: Distance to piece (d)
- T/C: Time per cycle

The outputs of the command and control system, dependent variables upon the system inputs and the real time control laws of the speed of movement V_{Motion} and angular speed τ of the metallic profile, determined in designing the experimental model of the CIF, are:

- ADC - Tempering depth
- HRC - Hardness of the metallic material (Rockwell Scale)
- RZM - Resistance of the metallic material
- DTH - Thermic deformation

The intelligent control interfaces module uses advanced control strategies adapted to the industrial technological process of induction heating and tempering, applying IT&C techniques with fast processing and real time communication. There were designed, analysed and conceived virtual experimentations for intelligent control interfaces using **particle swarm optimisation (PSO)** and **neural networks** in decision support systems employing **fuzzy or neutrosophic logic**, which will be shown in the following chapters.

III. INTELLIGENT CONTROL INTERFACE USING PARTICLE SWARM OPTIMIZATION

Particle Swarm Optimization (PSO) is an evolutionary algorithm gaining more recent interest after being discovered by Kennedy and Eberhart [7, 8]. Instead of using genetics to modify the potential solution, the PSO algorithm has particles traverse a solution space at variable speeds, adjusted depending on their history and that of the swarm. Both of these are known for the entire population. At each instance, the speed of each particle is influenced by these two best solutions found.

The algorithm was first intended to simulate social behaviour, as a representation of swarms of flies or schools of fish. It has since been simplified to a model usable in optimisation problems. [9, 10]. It is a meta-heuristic algorithm, as there are very few assumptions, if any, about the optimisation problem, and it can search large spaces of candidate solutions. However, such algorithms cannot guarantee the optimal solution is found. PSO is not a gradient method, which means that it does not require for the optimisation problem to be differentiable, as do classical optimisation methods. It can be successfully used with partially irregular problems, including noise, time-variable, etc.

The basic version of the algorithm uses a population called swarm, made up of candidate solutions, called particles. These are moved in the search space according to a few simple calculation rules. Their movement is guided by their own best position found in the search space and by the best overall position found by the swarm. When better positions are discovered, these will be used to guide the entire swarm. The process is then repeated, which will lead in the end to a satisfactory solution.

Let $f: \mathbb{R}^n \rightarrow \mathbb{R}$ be the objective function which is to be minimised. The function takes as candidate solution a vector of real values and produces a real number which indicates the fitness of the given candidate solution. The gradient of f is unknown. The aim is to find a solution a for which $f(a) \leq f(b)$ for any b in the search space, which would make it the global minimum. The maximisation can be done using $h = -f$.

Let S be the number of particles in the swarm, each with a position $\mathbf{x}_i \in \mathbb{R}^n$ in the search space and a speed $\mathbf{v}_i \in \mathbb{R}^n$. Let \mathbf{p}_i be the best known position of the particle i and \mathbf{g} the best known position of the entire swarm. Then, for each particle $i=1, \dots, S$, the position is initialised with a random distributed vector $\mathbf{x}_i \sim \mathcal{U}(\mathbf{x}_{\min}, \mathbf{x}_{\max})$, where \mathbf{x}_{\min} and \mathbf{x}_{\max} are the upper and lower limits of the search space, the initial particle position is initialised with its best known value $\mathbf{p}_i \leftarrow \mathbf{x}_i$. If $f(\mathbf{p}_i) < f(\mathbf{g})$ the best known position of the swarm is updated, $\mathbf{g} \leftarrow \mathbf{p}_i$. Then the particle speed is initialised $\mathbf{v}_i \leftarrow \mathcal{U}(\mathbf{v}_{\min}, \mathbf{v}_{\max})$. Until a termination criterion is met (for example the number of iterations or the solution fitness), for each particle $i=1, \dots, S$ and for each dimension $d=1, \dots, n$, the particle speed is updated to: $v_{i,d} \leftarrow \omega v_{i,d} + \phi_p r_p (p_{i,d} - x_{i,d}) + \phi_g r_g (g_d - x_{i,d})$ and the particle position is updated to: $x_i \leftarrow x_i + v_i$. If $(x_i) < (p_i)$, the particle best known position is updated $\mathbf{p}_i \leftarrow \mathbf{x}_i$ and, if $f(\mathbf{p}_i) < f(\mathbf{g})$, the best known swarm position is also updated to $\mathbf{g} \leftarrow \mathbf{p}_i$. Now \mathbf{g} contains the best known position of the swarm.

The parameters ω , ϕ_p and ϕ_g are selected by the user and control the behaviour and functionality of the POS method. The choice

of PSO parameters has a significant impact on the performance of the optimisation algorithm. Therefore, the selection of PSO parameters to increase performance has been the subject of much research.

Speed initialisation may require extra inputs to the problem. A simpler alternative is accelerated particle swarm optimisation (APSO), which does not use speeds and may converge quicker in some applications.

Considering a swarm \mathbf{p} in a n -dimensional search space, the position vector $\mathbf{x}(i,k)$ of each particle i is updated by:

$\mathbf{x}(i, k+1) = \mathbf{x}(i, k) + \mathbf{v}(i, k+1)$, where k is a temporal pseudo-increment. The term $\mathbf{v}(i, k+1)$ is the speed vector, obtained by applying the law $\mathbf{v}(i, k+1) = \omega \mathbf{v}(i, k) + \mathbf{v}(i, k)$, in which applying inertial factor ω is a real number and $\mathbf{v}(i, k)$ is the stochastic speed vector.

The last term is formed by summing the other two:

$$\mathbf{v}(i, k+1) = \omega_1 r_1 (\mathbf{p}(i, k) - \mathbf{x}(i, k)) + \omega_2 r_2 (\mathbf{g}(k) - \mathbf{x}(i, k)), \mathbf{v}(i, k)$$

Representing the best position vector of the particle i , while $\mathbf{p}(g,k)$ is the best position vector of the entire swarm (up to moment k).

The vectors $(\mathbf{p}(i,k) - \mathbf{x}(i,k))$ and $(\mathbf{p}(g,k) - \mathbf{x}(i,k))$ use the amplitudes and directions of the vectors uniting the current particle position $\mathbf{x}(i,k)$ with the best particle position $\mathbf{p}(i,k)$ or the best swarm position $\mathbf{p}(g,k)$. At each iteration, the quality of each particle is evaluated through the fitness function. Each particle retains the best value of the objective function, as well as its position. The interaction between particles allows them to retain the best values of the objective function for the entire swarm over time. The particles can move in a continuous, discrete or mixed domain.

In order to design the ICF2 intelligent control interface, two possible approaches were investigated using particle swarm optimisation through virtual experimentation. The running script for particle swarm optimisation uses the following work parameters:

```
ac = randlim(100,1,0,12); % tempering depth
tc = randlim(100,1,0,10); % tempering time
pc = randlim(100,1,40,70); % tempering power
the first being the dependent variable.
```

There are defined the maximum degree to which the independent variables will be combined in a polynomial, $n=6$, and the fitness function:

$$f = @ (x) \text{ testfun}(x, ac, tc, pc, n)$$

The implementation of PSO used does not require an explicit setting of simulation characteristics, being natively limited to 100 iterations and automatic listing every tenth generation. The model parameters are optimised in 5.79 s. The second version model run obtains the optimised model parameters for the variable Z in 2.2 s. A number of strategies were investigated for the optimisation of HFC Hardening. Their implementation into the intelligent real time control interfaces depends on the specific circumstances of the model characteristics used and the exact definition of the optimisation problem.

IV. INTELLIGENT CONTROL INTERFACE USING NEURAL NETWORKS

Starting from the research done in the field of high frequency tempering, a number of experimentations were developed for the improvement of mechanical characteristics of the used profiles in constructing metal structure buildings through improved performance for the real time control of the HFC Hardening System using neural networks in implementing the Intelligent Real Time Control Interfaces.

To this end, with the aim of testing and simulation through neural networks [11, 12], there were considered the following inputs: - specific power, p , [kW/ cm²], advance speed, v , [mm/min] and piece angular speed, n , [rot/min], the desired output being the piece hardness (HRC).

The dependence between inputs and outputs is based on a polynomial regression model:

$$HRC = 23 + 25 p - 0,106 v + 0,23n + 0,025 pv - 0,125 pn - 0,00126 nv + 0,00075 pvn$$

In order to train the neural network, a Levenberg-Marquardt algorithm was used, with two layers (hidden layer and output layer) and 10 neurons (figure 3). The considered samples were divided so that 70 % were used for training, 15% for validation and 15% for testing.

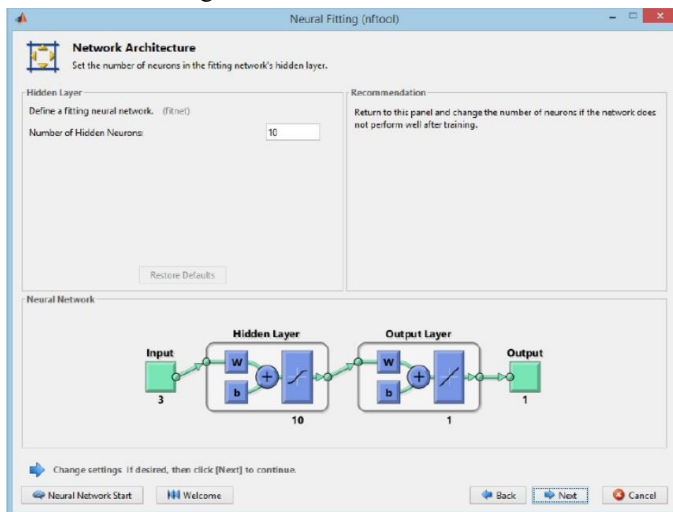


Figure 3. Neural network representation

Figure 4 shows the algorithms used in all stages of the neural network training, the progress in time and the resulting diagrams.

Training the network was done multiple times and was adjusted until the training errors were minimal.

In the case of simulation and testing in Matlab of the HFC Hardening interface, the neural network model can be used as a standalone block in Simulink.

Figure 5 shows the graphics resulting after training, validation and testing the network.

There can be observed that the errors are smaller for training and validation, but larger in testing the network.

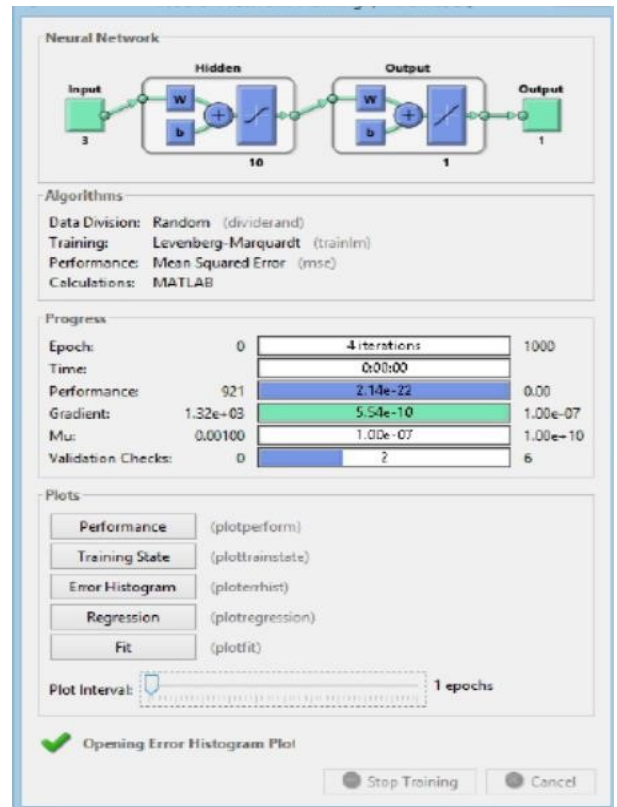


Figure 4. Neural network performance

These larger errors during testing are largely due to the restricted sample considered when training.

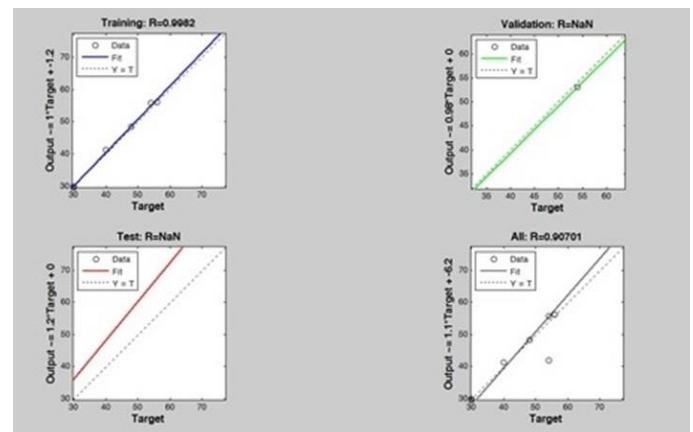


Figure 5. Training the neural networks for HFC Hardening

As the available data increases, the errors in testing will decrease to the normal level of those obtained during training and validation.

V. REGRESSION MODEL FOR SPECIFIC PARAMETERS OF THE HFC HARDENING SYSTEM

With the aim of researching the dependence functions between the CIF process parameters, specific methods of applied statistics are used, namely experiment projection and multiple regression.

If the response of a process or system is influenced by two or more factors, a factorial experiment can be programmed, meaning an experiment where each sample is a possible combination of factor levels.

The effect of a factor is evidenced by the variation of the response values, subject to modifications occurring in its level. This is called a main effect as it refers to the considered inputs (the primary factors).

There are experiments in which the variation in response values, for two different levels of a factor, are not the same at all levels of the other factors, which suggests an interaction between the factors. There are situations where the interactions are significant enough that they mask the main effects, which no longer hold a significant effect on the output value.

The program matrix (experimentation matrix) is defined as being the matrix where the levels of all factors are shown for each sample within the experiment. For ease of calculation, usually, this matrix does not contain real (natural) values of the independent variables studied, but coded (un-dimensional) values obtained from these.

The values, on various variation levels, are in arithmetic or geometric progression (in the latter case they can be brought to arithmetic progression through logarithm). The interdependence relations between the natural value z_j and the coded value are:

$$x_j = 2 \frac{z_j - z_j}{z_{\max} - z_{\min}} \quad \text{and} \quad z_j = z_j + \frac{z_{\max} - z_{\min}}{2} x_j \quad (1)$$

where: x_j - the coded value of factor j ;
 z_j - the natural value of factor j ;
 z_j - the mean of the natural values of factor j ;
 z_{\min} ; z_{\max} - the minimum and maximum, respectively, of factor j .

Among the most frequently used types of experimental programs are **factorial programs**, which show both the main effects of the factors, as well as their interactions. If there are k factors, each of these with two variation levels (minimum / maximum), then the complete factorial program (FFD) has 2^k experiences.

A flexible and efficient design for modelling the second order dependencies is the Box-Wilson or the centred composed design (CCD).

Fig. 1 Experiment design - experimental results

In the case of the studied CIF process, there are considered as independent variables (the inputs), z_j , the process variables:

- specific power, p , in kW/ cm² (z_1);
- advance speed, v : [mm/min] (z_2);
- angular speed, n : [rot/min] (z_3).

The desired dependent variable (output) is the hardness of the superficial strata, HRC. The software used for programming the experiments, data processing and obtaining the regression results is the DOE KISS (student free version).

The experimentation matrix (experiment design and experimental results, for 5 values of the replicates), is shown in Figure 1x.

A multiple regression model is applied which contains more than one variable (regressor). The dependent variable, the response Y , can be correlated to k independent variables, through a linear model of multiple regression $Y = P_0 + P_1x_1 + P_2x_2 + \dots + P_kx_k + E$ (2)

where: $\beta_j, j = 0,1,2,\dots, k$ are called *regression coefficients*.

A second order model with interactions is considered:

$$Y = P_0 + P_1x_1 + P_2x_2 + P_{11}x_1^2 + P_{22}x_2^2 + P_{12}x_1x_2 + E \quad (3)$$

then, using the notations:

$$P_{11} = P_3; \quad P_{22} = P_4; \quad P_{12} = P_5$$

$$x_1^2 = x_3; \quad x_2^2 = x_4; \quad x_1x_2 = x_5$$

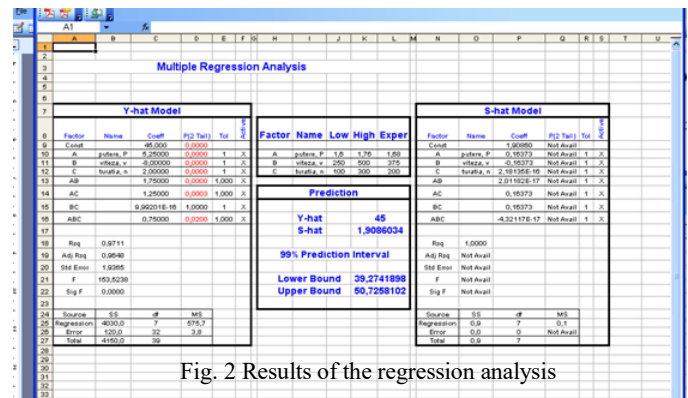
the model becomes linear, a multiple regression, namely:

$$Y = P_0 + P_1x_1 + P_2x_2 + P_3x_3 + P_4x_4 + P_5x_5 + E \quad (4)$$

In order to determine the estimators for the regression model coefficients, the *least squares method* can be used. Thus, there are the observations $(x_{i1}, x_{i2}, \dots, x_{ik}, y_i)$, where $i = 1, 2, \dots, n$ and $n > k$, such that, for each of them is fulfilled the relation (9-1), namely:

$$y_i = P_0 + P_1x_{i1} + P_2x_{i2} + \dots + P_kx_{ik} + E_i = P_0 + \sum_{j=1}^k P_jx_{ij} + E_i \quad (5)$$

For the studied CIF process, the results of the regression analysis, obtained with the DOE KISS software, are shown in Figure 2x.



Taking into account the value of the coefficients of the polynomial model with interactions (see Figure 2, Y-hat Model) and the dependence relations between the coded variables and the natural ones (see equation (1)), there is obtained the dependence function between the studied parameters of the CIF process, namely the second order polynomial relation with interactions:

$$HRC = 23 + 25p - 0,106v + 0,23n + 0,025pv - 0,125pn - 0,00126nv + 0,00075pvn$$

regression method, and achieved intelligent control (IC) interfaces by virtual projection method, through Particle Swarm Optimization (PSO) and neural networks (NN) in which the control decisions (Decision making) use fuzzy logic or logic neutrosophic.

The results obtained from experiments and the multiple regression show the degree of influence on the output variable of each of the independent variables and their respective interactions.

Following the regression analysis results that the polynomial regression model with interactions is adequately adapted to the task at hand. All studied independent variables influence the output variable, the most significant influence being that of the advance speed.

There is a single interaction with insignificant influence on the hardness of the superficial tempered strata (CIF), namely the interaction between the advance speed v and the piece angular speed n .

The results obtained outline the development of the ICI modules using advanced control strategies adapted to the induction hardening process, applying ICT techniques with fast processing and real-time communications, which led to improvement of the material's mechanical characteristics.

ACKNOWLEDGMENT

This work was developed with the support of Romanian ANCSI and MFE by Competitiveness Operational Programme (COP) / "Programul Operațional Competitivitate" (POC), TOP MetEco AMBIENT project, ID P_39_383, contract 107/09.09.2016.

- Induction Heating Processes, CRC Press, Series: [Mechanical Engineering](#), 349 pp., ISBN 9780849337543.
- [2] Yogesh Jaluria, Computational Heat Transfer, November 21, 2002 by CRC Press, Series: Series in Computational and Physical Processes in Mechanics and Thermal Sciences, 560 pp. ISBN 9781560324775
 - [3] Rudnev, Valery; Loveless, Don; Cook, Raymond; Black, Micah (2002), Handbook of Induction Heating, CRC Press, ISBN 0-8247-0848-2.
 - [4] Vladareanu L., Velea L.M., Munteanu R.I, Curaj A., Cononovici S., Sireteanu T., Capitanu L., Munteanu M.S., Real time control method and device for robots in virtual projection, patent EPO-09464001, 18.05.2009, EP2105263. Patent OSIM 123527/30.04.2013
 - [5] Capitanu, L; Vladareanu, L; Onisoru, J; Iarovici, A ; Tiganesteanu, C; Dima, M, Mathematical model and artificial knee joints wear control, Journal of the Balkan Tribological Association, Volume: 14 Issue: 1 Pages: 87-101 Published: 2008, WOS:000255409400010, ISSN: 1310-4772
 - [6] Vladareanu V., Ioan Dumitrache, Luige Vladareanu, Ioan Stefan Sacala, Gabriela Tonț, Mihnea Alexandru Moisescu "Versatile Intelligent Portable Robot Platform applied to dynamic control of the walking robots", Studies in Informatics and Control 24(4):409-418 • December 2015, ISSN: 1220 - 1766, 2015
 - [7] Clerc, M. and Kennedy, J. The particle swarm: explosion stability and convergence in a multidimensional complex space. IEEE Transactions on Evolutionary Computation 6(1), 2002, pp. 58-73
 - [8] Vladareanu V., Schiopu P., Cang S and Yu H.N, "Reduced Base Fuzzy Logic Controller for Robot Actuators", Applied Mechanics and Materials Vol. 555 (2014) pp 249-258© (2014) Trans Tech Publications,
 - [9] Kennedy, J., Eberhart, R., 'Particle Swarm Optimization', Proceedings of the IEEE International Conference on Neural Networks, vol. IV, 1995
 - [10] Kennedy, J. and Eberhart, R., Swarm Intelligence, Academic Press, 1st ed., San Diego, CA, 2001
 - [11] Stich T J, Sporre J K, Velasco T 2000 The application of artificial neural networks to monitoring and control of an induction hardening process, J. Industrial Technol., 16(1): 1-11
 - [12] Ge Y, Hu R, Zhang Z Optimization control of induction hardening process; qingtong shen mechatronics and automation, Proceedings of IEEE International Conference on Mechatronics and Automation, Luoyang; China, pgs. 1126-1130, 2006