

11-9-1999

Analysis of gross receipts tax by standard industrial classification: Monthly Summary -- Business activity reported in October, 1999

Taxation and Revenue Department, State of New Mexico

Follow this and additional works at: https://digitalrepository.unm.edu/nm_grt_m

Recommended Citation

Taxation and Revenue Department, State of New Mexico. "Analysis of gross receipts tax by standard industrial classification: Monthly Summary -- Business activity reported in October, 1999." (1999). https://digitalrepository.unm.edu/nm_grt_m/74

This Report is brought to you for free and open access by the New Mexico Gross Receipts Tax Reports at UNM Digital Repository. It has been accepted for inclusion in New Mexico Gross Receipts Tax Monthly Reports by an authorized administrator of UNM Digital Repository. For more information, please contact disc@unm.edu.



STATE OF NEW MEXICO
Taxation and Revenue Department

An Equal Opportunity Employer
Tax Research Office
Office of the Secretary
P.O. Box 630
Santa Fe, NM 87504

Office of the Secretary
(505) 827-0341
Administrative Services
(505) 827-0369
Audit and Compliance
(505) 827-0900
Motor Transportation
(505) 827-0320
Motor Vehicle
(505) 827-2294
Property Tax
(505) 827-0870
Revenue Processing
(505) 827-0800

Gary E. Johnson
Governor

John J. Chavez
Secretary

November 10, 1999

To: Local Government Treasurers and Finance Officers

From: Robert Olcott, Tax Research Office

Recent weakness in gross receipts tax revenue has prompted considerable concern among state and local government officials. Beginning in May, 1999 the year-over-year growth rates for both taxable gross receipts and gross receipts tax revenue declined significantly. Since June, 1999 the growth rates have actually turned negative, with both taxable gross receipts and tax revenue levels being less than the same periods a year ago. At a recent meeting between Deputy Secretary Jim Burleson and representatives of the New Mexico Municipal League and a few local government jurisdictions, there was discussion that it would be helpful to local government officials to have some indication from the department when processing issues distort the ordinary level of gross receipts tax revenue flowing to local governments. The attached information provides an immediate indication to local government officials regarding processing issues and the overall level of the gross receipts tax distribution.

The Tax Research Office will provide this information on a monthly basis along with the gross receipts tax distribution for at least as long as the disappointing growth rates in revenue and taxable gross receipts continue. Since we have limited staff and it is sometimes difficult to compile the information in time to accompany the distribution warrant, we may discontinue the trend analysis once we see the return of more normal growth rates. In the meantime we hope you find the information useful and would appreciate any comments you have. If you have questions or need for clarification regarding this information, please give me a call in the Tax Research Office at 505/827-0692.

Sincerely,

Robert (Bo) Olcott
Tax Research Office

GROSS RECEIPTS TAX TRENDS – OCTOBER, 1999

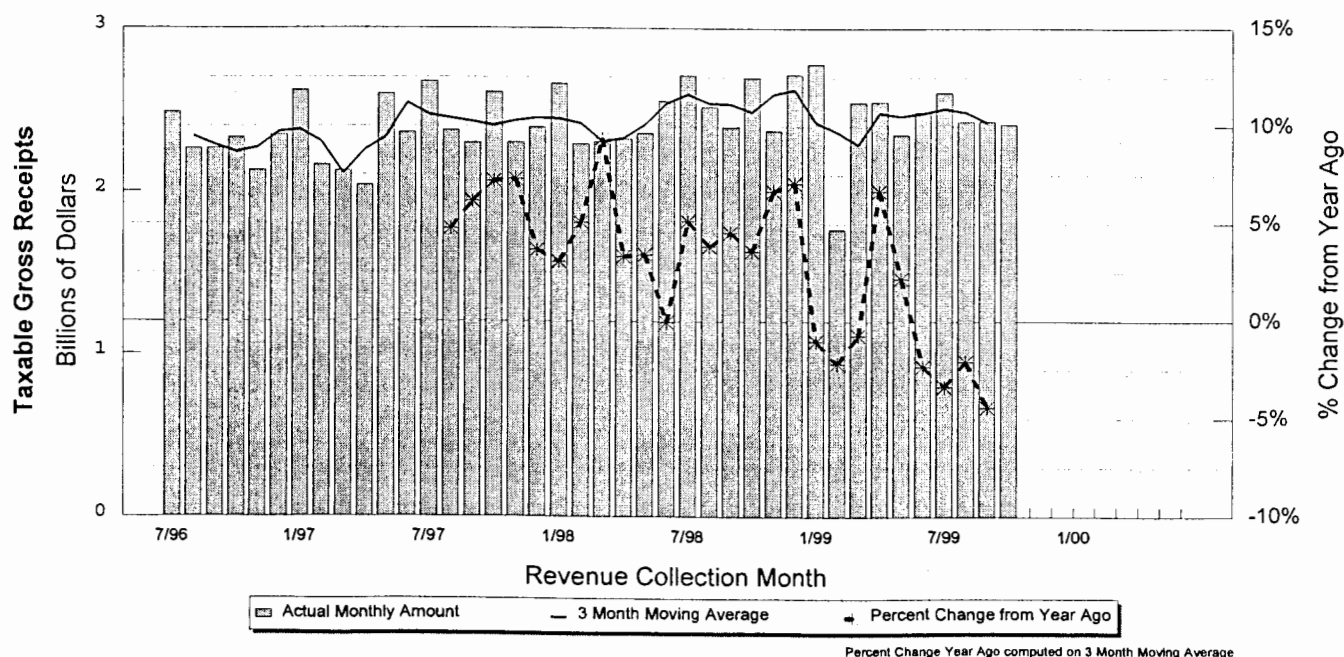
	October, 1998	October 1999	Percent Change
CRS Receipts (GRT, Comp. & Withholding)	218,572,157	221,513,161	+ 1.35 %
Taxable Gross Receipts (statewide)	2,697,705,188	2,412,986,764	- 10.55 %
Local Government GRT Distribution	58,901,611	51,773,690	- 12.10 %

The Veterans Day Holiday of November 11, 1999 interfered significantly with the processing of tax returns received during October, 1999. In order to assure that local governments receive their gross receipts tax checks by the agreed-upon date, the department usually runs the "end-of-month" processing on the 10th, 11th, or the 12th day of each month. This month the end-of-month closing was run on November 9th to assure timeliness of the local government distribution. The department, therefore, had from one to three fewer days to correct returns which contain some type of error.

The effect on the overall amount of the local government distribution was considerable. The amount of undistributed money associated with returns on the error file went from about \$10.3 million last month to about \$21.1 million this month. In general, gross receipts tax represents about 70% of CRS money, the local government share of gross receipts tax is about 36%, so the local government share of CRS money on the error file is about 25%. The \$10.8 million increase in the error file represents about \$2.7 million undistributed to local governments.

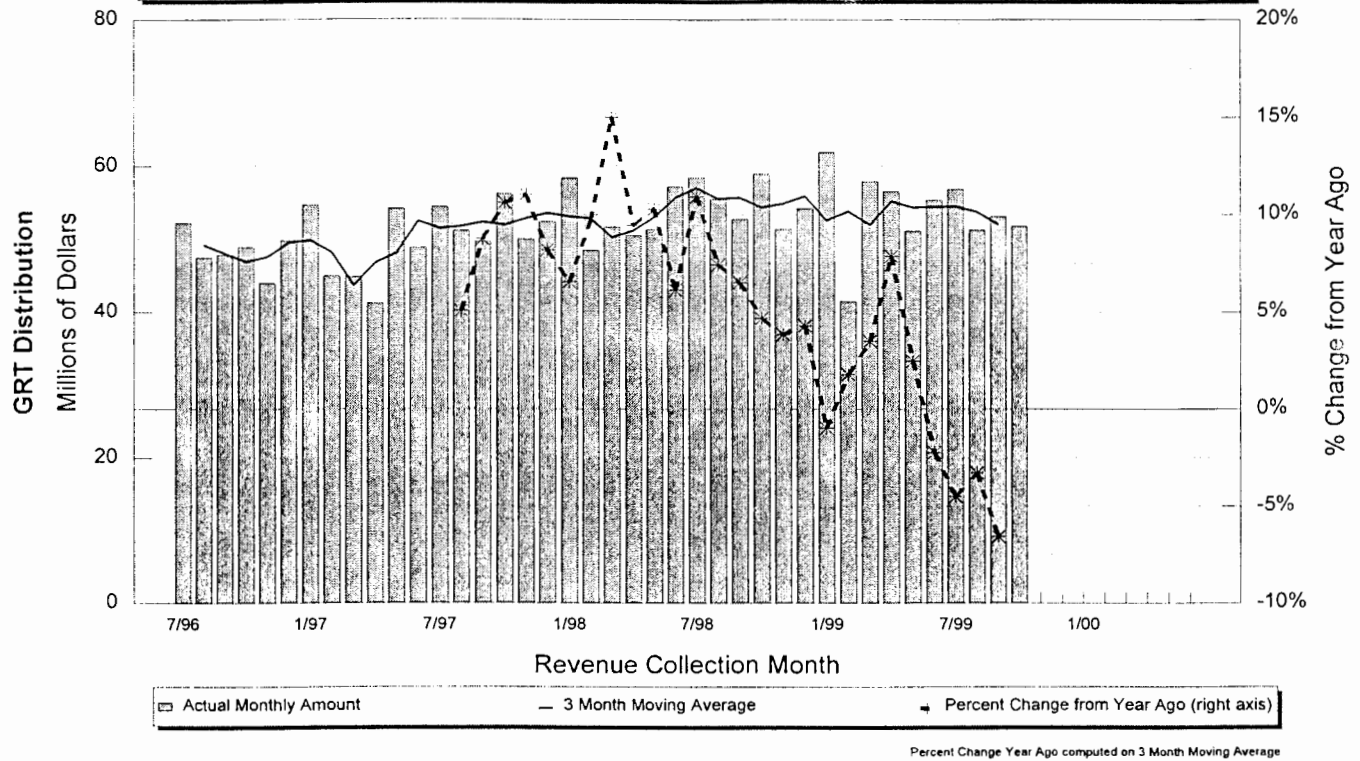
CRS tax receipts during the first week of November amounted to \$21.4 million, indicating the possibility of a considerable amount of late payments by taxpayers. An attached chart shows the history of money received during the first week of each month, but the amount is usually in the \$10 to \$15 million range in months with little carryover from the previous month. Since the Tax Amnesty Program was underway and in its last few weeks, it is difficult to say at this point whether the money during the first week of November was the result of late October returns or Tax Amnesty payments. In either event, the Department expects considerable Tax Amnesty activity during November which should result in a large distribution to local governments in mid-December, 1999.

Statewide Taxable Gross Receipts



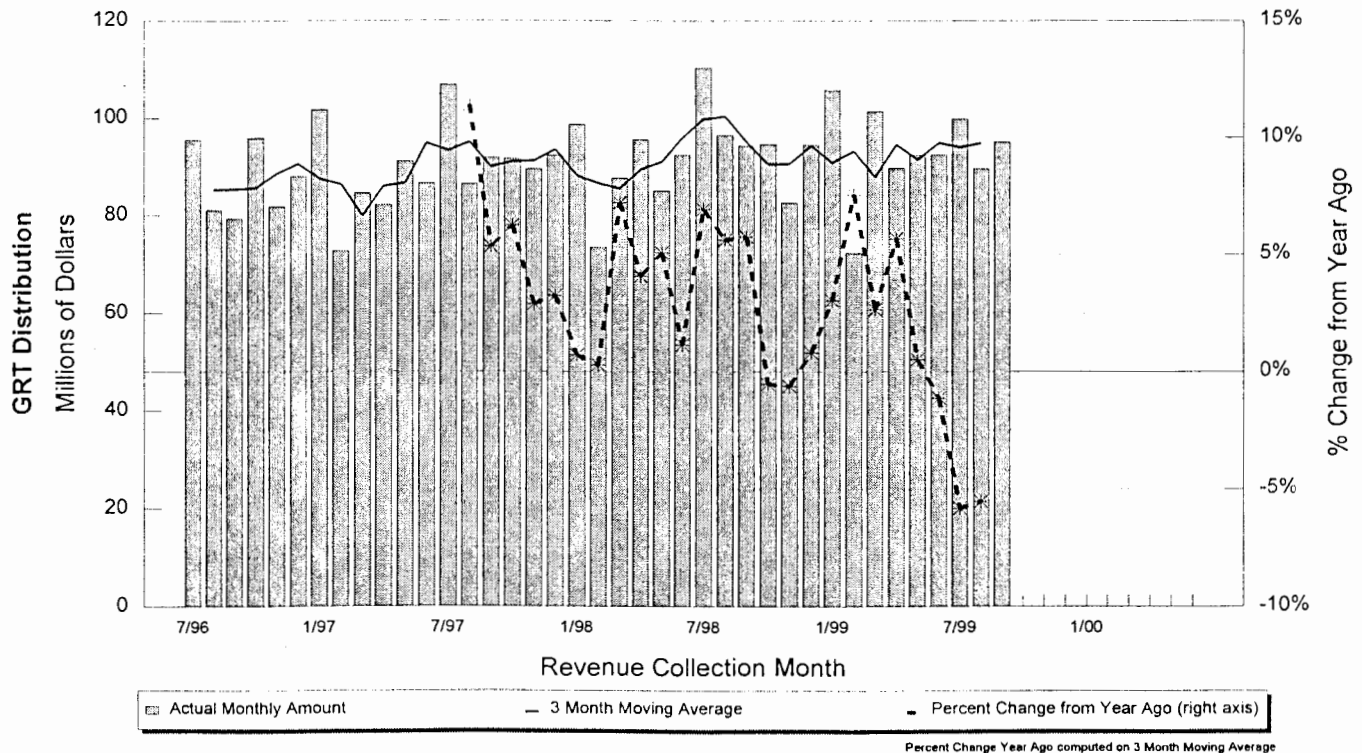
Local Government Gross Receipts Tax Revenue Distribution Amounts

Total for All Local Governments



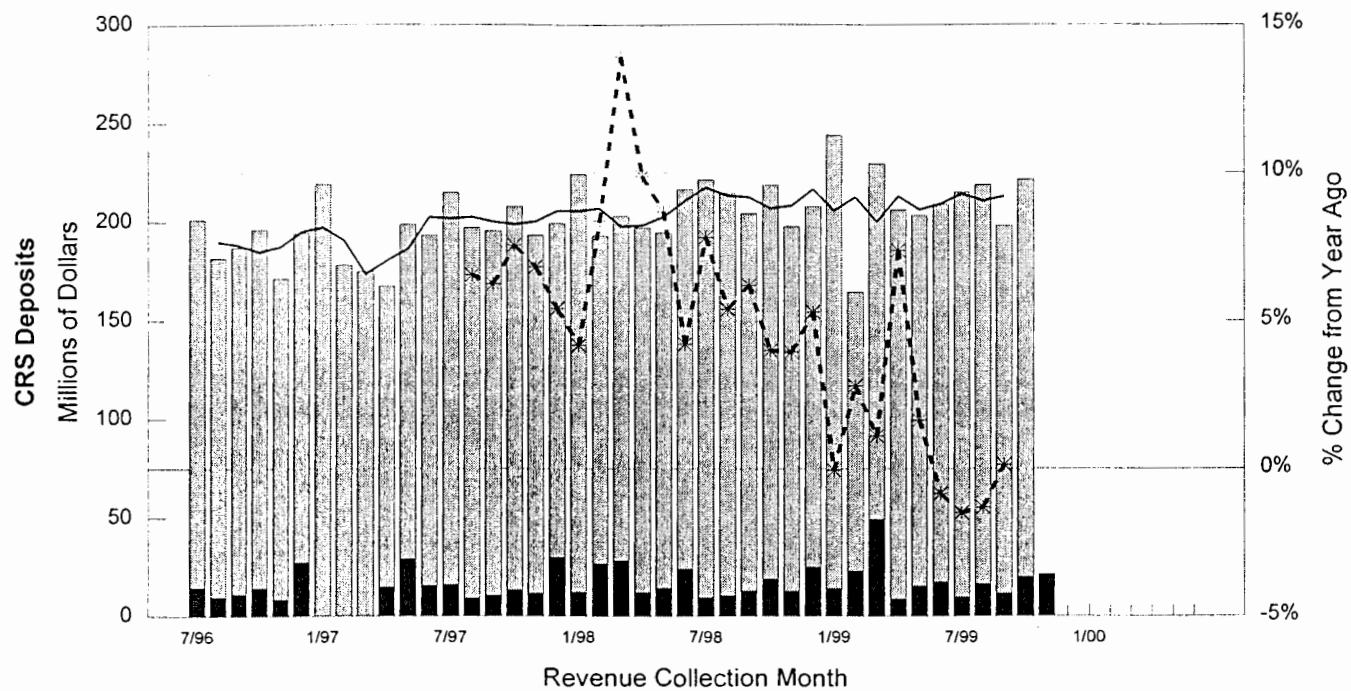
State General Fund Gross Receipts Tax Revenue Distribution

(Note: Latest month amount not yet available)



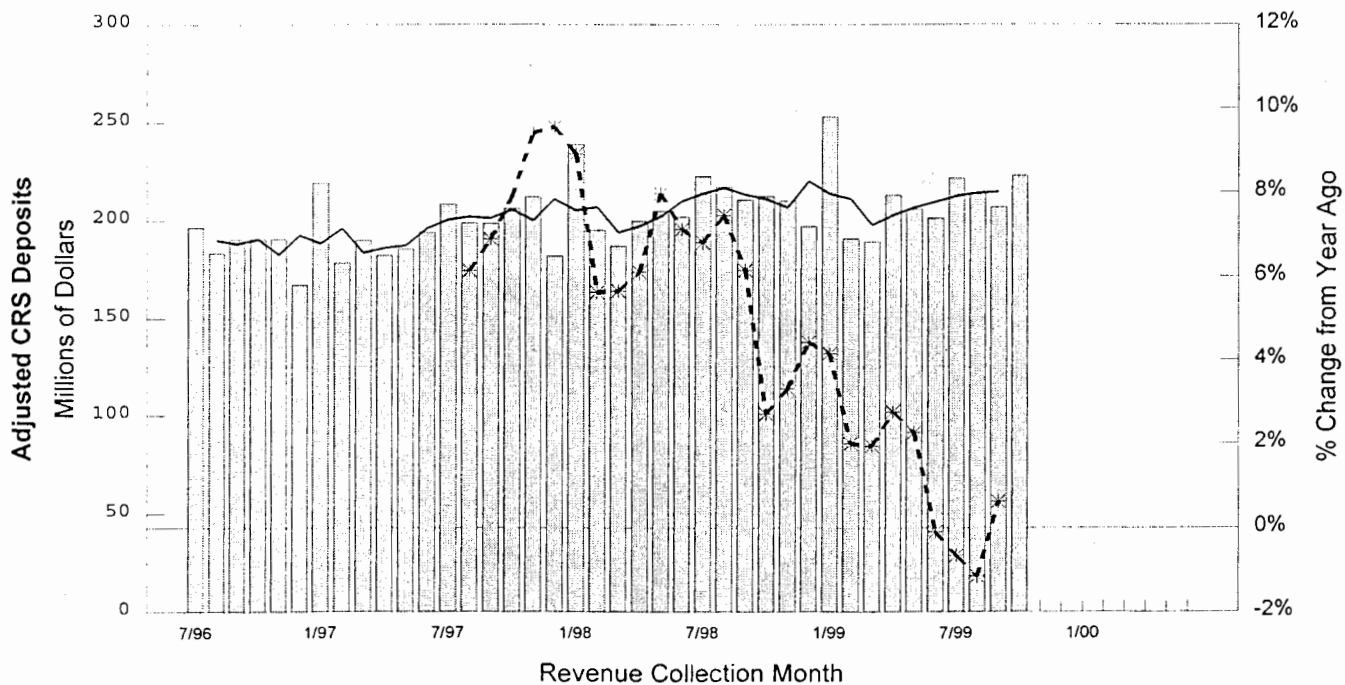
CRS Deposits -- All Tax Programs

Includes Gross Receipts Tax, Compensating Tax & Withholding Tax



Large deposits in 1st week indicate processing distortions such as due date on holiday, delays in the mail, short month (Feb.), equipment breakdown, etc. (money carried-over from prior month)

Adjusted CRS Deposits (GRT, Compensating and Withholding Taxes) (Adjusted for Deposits in First Week)



Actual Monthly Amount 3 Mo. Moving Average Percent Change from Year Ago (right axis)

* MONTHLY *

ANALYSIS OF GROSS RECEIPTS TAX BY STANDARD INDUSTRIAL CLASSIFICATION

* EDITED *

BUSINESS ACTIVITY REPORTED IN OCTOBER, 1999

LOCATION : 02-000 BERNALILLO COUNTY

SIC CODE		NO. TAX RETURNS	TOTAL REPORTED GROSS RECEIPTS	TAXABLE GROSS RECEIPTS	REPORTED TAX DUE
0100	AGRICULTURAL PRODUCTION	10	831,693	64,953	3,576.77
0700	AGRICULTURAL SERVICES	40	1,700,183	1,356,741	75,409.19
AGRI	TOT. AGRICULTURE	50	2,531,876	1,421,694	78,985.96
1310	CRUDE PETROL., NATURAL GAS, NATURAL GAS LIQUIDS				
1381	OIL AND GAS WELL DRILLING				
1389	OIL AND GAS FIELD SERVICES, EXCEPT DRILLING				
MINE	TOT. MINING	7	194,911	174,892	9,452.82
1500	GENERAL BUILDING CONTRACTORS	903	90,840,180	64,514,660	3,586,795.43
1610	HIGHWAY CONTRACTORS	16	4,584,037	2,431,296	137,320.47
1620	NON-BUILDING HEAVY CONTRACTORS, EXCEPT HIGHWAY	19	865,418	619,689	33,828.00
1700	SPECIAL TRADE CONTRACTORS	1,148	69,883,611	25,373,018	1,407,573.87
CONS	TOT. CONTRACT CONSTRUCTION	2,086	166,173,246	92,938,663	5,165,517.77
2000	FOOD AND KINDRED PRODUCTS, EXCEPT MEAT PRODUCTS	17	1,045,129	242,229	13,500.66
2010	MEAT PACKING AND OTHER MEAT PRODUCTS				
2300	APPAREL AND TEXTILE MILL PRODUCTS	12	1,301,216	263,273	14,643.17
2400	LUMBER, WOOD AND PAPER PRODUCTS	57	8,107,587	437,652	23,985.55
2700	PRINTING AND PUBLISHING	93	16,872,184	13,530,207	752,670.66
2800	CHEMICALS AND ALLIED PRODUCTS				
2900	PETROLEUM REFINING AND RELATED INDUSTRIES	4	1,498,159	1,484,904	81,847.84
3200	STONE, CLAY, GLASS, AND CONCRETE PRODUCTS	43	27,039,014	3,230,151	180,814.13
3400	PRIMARY METAL INDUST., FABRICATED METAL PRODUCTS	57	7,334,458	983,628	54,858.12
3500	MACHINERY, EXCEPT ELECTRICAL	13	2,806,168	155,294	8,637.35
3600	ELECTRICAL MACHINERY, EQUIPMENT AND SUPPLIES	19	6,064,120	1,783,088	99,311.87
3670	ELECTRONIC COMPONENTS AND ACCESSORIES	15	10,491,223	2,047,801	112,312.50
3700	TRANSPORTATION EQUIPMENT	4	669,707	185,308	10,309.81
3800	PROF., SCIENTIF., OPTIC., OTHER PRECIS. INSTRUMTS.	20	27,014,274	970,775	53,998.52
3900	MISCELLANEOUS MANUFACTURING	559	71,495,661	4,565,372	251,119.68
MFG-	TOT. MANUFACTURING	917	182,084,498	29,910,462	1,659,721.82
4100	LOCAL AND HIGHWAY PASSENGER TRANSPORTATION	37	2,409,799	1,992,109	110,149.58
4200	MOTOR FREIGHT TRANS., WAREHOUSING, TRANS. SERVICES	98	13,650,748	2,079,505	112,090.97
4500	AIR TRANSPORTATION	21	1,014,075	237,954	13,236.22
4810	TELEPHONE AND TELEGRAPH COMMUNICATIONS	91	16,379,664	16,161,022	896,093.27
4830	RADIO AND TELEVISION BROADCASTING	17	8,247,169	2,357,564	131,139.51
4900	ELECTRIC WATER AND SANITARY SERVICE UTILITIES	21	41,291,740	24,833,456	1,373,200.37
4920	GAS UTILITIES	9	5,190,068	4,688,249	259,698.28
TCU-	TOT. TRANSPORTATION, COMMUNICATIONS AND UTILITIES	294	88,183,263	52,349,859	2,895,608.20
5010	MOTOR VEHICLES AND AUTOMOTIVE EQUIPMENT	56	6,473,587	2,209,420	123,009.72
5020	DRUGS, CHEMICALS AND ALLIED PRODUCTS	26	4,493,152	1,738,590	95,344.60
5040	GROCERIES AND RELATED PRODUCTS	59	21,136,752	2,367,164	131,725.64

* MONTHLY *

ANALYSIS OF GROSS RECEIPTS TAX BY STANDARD INDUSTRIAL CLASSIFICATION

* EDITED *

BUSINESS ACTIVITY REPORTED IN OCTOBER, 1999

LOCATION : 02-000 BERNALILLO COUNTY

SIC CODE		NO. TAX RETURNS	TOTAL REPORTED GROSS RECEIPTS	TAXABLE GROSS RECEIPTS	REPORTED TAX DUE
5060	ELECTRICAL GOODS AND HOUSEHOLD APPLIANCES	49	16,394,915	2,206,366	123,042.69
5070	HARDWARE, PLUMBING AND HEATING EQUIP. AND SUPPLIES	49	17,093,213	2,071,202	115,055.50
5080	MACHINERY, EQUIPMENT AND SUPPLIES	92	22,281,641	11,838,508	657,521.05
5090	MISCELLANEOUS WHOLESALERS	693	139,884,241	24,277,599	1,346,108.01
5092	PETROLEUM AND PETROLEUM PRODUCTS	15	4,800,026	879,279	48,047.09
WHSL	TOT. WHOLESALE TRADE	1,039	232,557,528	47,588,129	2,639,854.30
5200	BUILDING MATERIALS	45	16,386,147	8,655,293	479,865.88
5251	HARDWARE STORES	22	2,017,473	917,522	51,329.59
5252	FARM EQUIPMENT DEALERS	4	156,303	73,204	4,033.99
5300	GENERAL MERCHANDISE, EXCEPT DEPARTMENT STORES	126	10,144,068	7,451,090	413,563.27
5310	DEPARTMENT STORES	14	22,642,499	21,758,434	1,210,313.73
5400	RETAIL FOOD STORES	146	60,292,711	53,180,226	2,955,635.71
5510	MOTOR VEHICLE DEALERS	69	16,867,016	8,032,643	448,891.89
5540	GASOLINE SERVICE STATIONS	60	4,628,127	3,496,741	195,065.91
5592	MOBILE HOME DEALERS	36	5,636,374	4,496,388	251,031.02
5599	MISCELLANEOUS VEHICLE AND AUTO ACCESSORY DEALERS	122	14,169,037	10,298,439	571,574.99
5600	APPAREL AND ACCESSORY STORES	193	13,978,025	13,629,521	759,958.27
5700	FURNITURE, HOME FURNISHINGS AND APPLIANCE STORES	127	14,504,534	12,275,986	679,788.99
5800	EATING AND DRINKING PLACES	664	45,122,115	44,333,544	2,468,139.53
5813	LIQUOR DISPENSERS - BY THE DRINK	89	4,899,856	4,868,597	269,443.13
5910	DRUG AND PROPRIETARY STORES	22	10,810,309	7,358,197	407,105.62
5920	PACKAGE LIQUOR STORES	7	1,010,426	1,003,104	55,216.30
5990	MISCELLANEOUS RETAILERS	2,460	199,427,104	139,574,840	7,741,434.80
RETL	TOT. RETAIL TRADE	4,206	442,692,124	341,403,769	18,962,392.62
6000	BANKS	31	8,180,537	6,272,468	349,445.62
6100	CREDIT AGENCIES, EXCEPT BANKS AND S-AND-L ASSOC.	28	2,263,585	1,690,292	94,579.24
6120	SAVINGS AND LOAN ASSOCIATIONS	8	52,332	16,151	898.39
6200	SECUTY. AND COMDTY. BROKERS, DELRS., EXCGS., SERV.	34	1,347,030	1,329,722	73,967.78
6300	INSURANCE AGENTS, CARRIERS, BROKERS AND SERVICES	61	2,063,701	1,303,305	72,511.31
6510	REAL EST. OPER-LESR-AGT., ETC., AND TITLE ABSTRACT	471	23,270,746	10,729,376	597,690.10
6550	REAL ESTATE SUBDIVIDERS AND DEVELOPERS	42	3,048,788	2,247,623	125,381.07
6700	HOLDING AND OTHER INVESTMENT COMPANIES	45	4,947,647	1,819,294	101,402.31
FIRE	TOT. FINANCE, INSURANCE AND REAL ESTATE	720	45,174,366	25,408,231	1,415,875.82
7000	HOTELS, MOTELS, TRAILER PARKS AND OTHER LODGING	186	15,507,669	13,167,069	734,606.54
7200	PERSONAL SERVICES	1,470	14,525,575	13,904,223	774,363.90
7300	MISCELLANEOUS BUSINESS SERVICES	2,044	76,616,077	51,294,441	2,851,483.14
7391	COMMERCIAL RESEARCH AND DEVELOPMENT LABORATORIES	32	157,138,540	107,788,486	5,797,427.98
7500	AUTOMOBILE RENTAL, REPAIR AND OTHER SERVICES	488	20,705,038	17,425,752	968,988.49
7600	MISCELLANEOUS REPAIR SERVICES	325	4,982,508	3,630,735	202,442.02
7800	MOTION PICTURE THEATERS AND PRODUCTION	34	965,280	563,852	31,450.53
7900	AMUSEMENT AND RECREATION SERVICES	76	5,891,847	3,124,877	172,955.41

* MONTHLY *

ANALYSIS OF GROSS RECEIPTS TAX BY STANDARD INDUSTRIAL CLASSIFICATION

* EDITED *

BUSINESS ACTIVITY REPORTED IN OCTOBER, 1999

LOCATION : 02-000 BERNALILLO COUNTY

SIC CODE		NO. TAX RETURNS	TOTAL REPORTED GROSS RECEIPTS	TAXABLE GROSS RECEIPTS	REPORTED TAX DUE
8010	PHYSICIANS, DENTISTS AND OTHERS	778	31,817,217	30,329,006	1,689,415.12
8060	HOSPITALS AND OTHER HEALTH SERVICES	219	21,996,460	17,999,181	1,001,534.37
8100	LEGAL SERVICES	751	22,024,631	21,048,791	1,172,190.52
8200	EDUCATIONAL SERVICES	117	4,519,475	2,601,248	145,745.02
8600	NONPROFIT MEMBERSHIP ORGANIZATIONS	44	1,428,833	419,824	23,300.50
8900	MISCELLANEOUS SERVICES	3,186	98,883,737	66,260,969	3,690,938.93
8910	ENGINEERING AND ARCHITECTURAL SERVICES	332	26,247,576	13,783,559	763,793.75
SERV	TOT. SERVICES	10,082	503,250,464	363,342,012	20,020,636.22
9100	FEDERAL GOVERNMENT - ALL OTHER				
9200	STATE GOVT. - EXCLUDE EDUCATION AND INSTITUTIONS	28	367,436	367,436	20,447.23
9300	LOCAL GOVERNMENT - COUNTIES				
GOVT	TOT. GOVERNMENT	44	2,641,133	2,621,414	141,741.73
9999	NONCLASSIFIABLE ESTABLISHMENTS - (SERVICES)	42	4,278,723	2,808,022	159,016.64
TOT-	TOTAL FOR ALL INDUSTRIES IN THIS LOCATION	19,487	1,669,762,132	959,967,146	53,148,803.90
TEL-	INTERSTATE TELECOMMUNICATIONS	68	4,232,304	4,224,314	179,533.37

* MONTHLY *

ANALYSIS OF GROSS RECEIPTS TAX BY STANDARD INDUSTRIAL CLASSIFICATION

* EDITED *

BUSINESS ACTIVITY REPORTED IN OCTOBER, 1999

LOCATION : 28-000 CATRON COUNTY

SIC CODE		NO. TAX RETURNS	TOTAL REPORTED GROSS RECEIPTS	TAXABLE GROSS RECEIPTS	REPORTED TAX DUE
0100	AGRICULTURAL PRODUCTION				
AGRI	TOT. AGRICULTURE				
1500	GENERAL BUILDING CONTRACTORS	6	68,523	29,167	1,495.07
1610	HIGHWAY CONTRACTORS				
1620	NON-BUILDING HEAVY CONTRACTORS, EXCEPT HIGHWAY				
1700	SPECIAL TRADE CONTRACTORS	12	38,367	33,151	1,710.39
CONS	TOT. CONTRACT CONSTRUCTION	22	1,146,383	1,101,810	56,479.43
2400	LUMBER, WOOD AND PAPER PRODUCTS				
3200	STONE, CLAY, GLASS, AND CONCRETE PRODUCTS				
3600	ELECTRICAL MACHINERY, EQUIPMENT AND SUPPLIES				
3900	MISCELLANEOUS MANUFACTURING	4	32,181	8,222	421.38
MFG-	TOT. MANUFACTURING	10	290,929	15,890	884.50
4100	LOCAL AND HIGHWAY PASSENGER TRANSPORTATION	6	26,535	26,535	1,359.92
4810	TELEPHONE AND TELEGRAPH COMMUNICATIONS	19	254,869	155,132	8,340.62
4830	RADIO AND TELEVISION BROADCASTING	3	5,078	5,078	289.32
4900	ELECTRIC WATER AND SANITARY SERVICE UTILITIES	5	145,342	130,325	6,845.88
TCU-	TOT. TRANSPORTATION, COMMUNICATIONS AND UTILITIES	33	431,824	317,069	16,835.74
5040	GROCERIES AND RELATED PRODUCTS				
5080	MACHINERY, EQUIPMENT AND SUPPLIES				
5090	MISCELLANEOUS WHOLESALERS				
WHSL	TOT. WHOLESALE TRADE				
5200	BUILDING MATERIALS				
5251	HARDWARE STORES				
5300	GENERAL MERCHANDISE, EXCEPT DEPARTMENT STORES	7	120,158	106,861	6,257.31
5400	RETAIL FOOD STORES	3	9,120	8,284	424.56
5540	GASOLINE SERVICE STATIONS	7	97,386	93,703	4,802.28
5599	MISCELLANEOUS VEHICLE AND AUTO ACCESSORY DEALERS				
5600	APPAREL AND ACCESSORY STORES				
5800	EATING AND DRINKING PLACES	4	70,874	70,874	3,632.28
5813	LIQUOR DISPENSERS - BY THE DRINK				
5920	PACKAGE LIQUOR STORES				
5990	MISCELLANEOUS RETAILERS	36	301,693	246,014	12,872.54
RETL	TOT. RETAIL TRADE	64	667,464	586,410	31,501.61
6510	REAL EST. OPER-LESR-AGT., ETC., AND TITLE ABSTRACT	9	107,492	90,089	4,818.71
FIRE	TOT. FINANCE, INSURANCE AND REAL ESTATE	9	107,492	90,089	4,818.71
7000	HOTELS, MOTELS, TRAILER PARKS AND OTHER LODGING	7	81,533	81,533	4,336.00

* MONTHLY *

ANALYSIS OF GROSS RECEIPTS TAX BY STANDARD INDUSTRIAL CLASSIFICATION

* EDITED *

BUSINESS ACTIVITY REPORTED IN OCTOBER, 1999

LOCATION : 28-000 CATRON COUNTY

SIC CODE		NO. TAX RETURNS	TOTAL REPORTED GROSS RECEIPTS	TAXABLE GROSS RECEIPTS	REPORTED TAX DUE
7200	PERSONAL SERVICES				
7300	MISCELLANEOUS BUSINESS SERVICES	12	50,636	47,894	2,481.53
7500	AUTOMOBILE RENTAL, REPAIR AND OTHER SERVICES	3	5,112	5,112	281.49
7600	MISCELLANEOUS REPAIR SERVICES				
8900	MISCELLANEOUS SERVICES	33	102,885	97,288	4,966.78
8910	ENGINEERING AND ARCHITECTURAL SERVICES				
SERV	TOT. SERVICES	59	249,532	241,193	12,574.83
9999	NONCLASSIFIABLE ESTABLISHMENTS - (SERVICES)				
TOT-	TOTAL FOR ALL INDUSTRIES IN THIS LOCATION	206	2,923,928	2,368,822	123,933.75
TEL-	INTERSTATE TELECOMMUNICATIONS	12	747	660	28.06

* MONTHLY *

ANALYSIS OF GROSS RECEIPTS TAX BY STANDARD INDUSTRIAL CLASSIFICATION

* EDITED *

BUSINESS ACTIVITY REPORTED IN OCTOBER, 1999

LOCATION : 04-000 CHAVES COUNTY

SIC CODE		NO. TAX RETURNS	TOTAL REPORTED GROSS RECEIPTS	TAXABLE GROSS RECEIPTS	REPORTED TAX DUE
0100	AGRICULTURAL PRODUCTION	5	1,888,915	20,855	1,298.90
0700	AGRICULTURAL SERVICES	14	4,249,470	105,027	6,617.08
AGRI	TOT. AGRICULTURE	19	6,138,385	125,882	7,915.98
1310	CRUDE PETROL., NATURAL GAS, NATURAL GAS LIQUIDS				
1381	OIL AND GAS WELL DRILLING				
1389	OIL AND GAS FIELD SERVICES, EXCEPT DRILLING	17	572,806	559,491	35,627.40
1400	NONMETALLIC MINERALS, EXCEPT FUELS AND POTASH				
MINE	TOT. MINING	25	844,105	738,306	46,804.66
1500	GENERAL BUILDING CONTRACTORS	91	4,303,710	4,027,517	256,283.36
1610	HIGHWAY CONTRACTORS				
1620	NON-BUILDING HEAVY CONTRACTORS, EXCEPT HIGHWAY				
1700	SPECIAL TRADE CONTRACTORS	139	2,971,145	1,989,359	127,820.38
CONS	TOT. CONTRACT CONSTRUCTION	240	10,343,965	8,870,746	554,069.56
2000	FOOD AND KINDRED PRODUCTS, EXCEPT MEAT PRODUCTS	6	33,792	31,505	2,047.80
2400	LUMBER, WOOD AND PAPER PRODUCTS	6	60,838	2,805	181.80
2700	PRINTING AND PUBLISHING	8	416,437	283,632	18,436.07
3200	STONE, CLAY, GLASS, AND CONCRETE PRODUCTS	4	347,122	122,556	7,348.13
3400	PRIMARY METAL INDUST., FABRICATED METAL PRODUCTS	6	172,547	159,304	10,353.71
3500	MACHINERY, EXCEPT ELECTRICAL				
3600	ELECTRICAL MACHINERY, EQUIPMENT AND SUPPLIES	6	71,009	49,234	3,192.60
3700	TRANSPORTATION EQUIPMENT				
3900	MISCELLANEOUS MANUFACTURING	40	1,865,976	238,035	15,085.09
MFG-	TOT. MANUFACTURING	79	3,145,114	907,112	57,947.82
4100	LOCAL AND HIGHWAY PASSENGER TRANSPORTATION	5	216,612	197,915	12,113.90
4200	MOTOR FREIGHT TRANS., WAREHOUSING, TRANS. SERVICES	15	430,574	64,211	4,115.53
4810	TELEPHONE AND TELEGRAPH COMMUNICATIONS	46	1,183,172	1,181,889	75,264.29
4830	RADIO AND TELEVISION BROADCASTING	6	173,308	112,496	7,256.97
4900	ELECTRIC WATER AND SANITARY SERVICE UTILITIES	12	2,556,513	2,446,177	155,169.24
4920	GAS UTILITIES	6	448,715	398,773	25,644.47
TCU-	TOT. TRANSPORTATION, COMMUNICATIONS AND UTILITIES	90	5,008,893	4,401,462	279,564.40
5010	MOTOR VEHICLES AND AUTOMOTIVE EQUIPMENT	5	78,675	73,967	4,766.29
5020	DRUGS, CHEMICALS AND ALLIED PRODUCTS	3	292,620	197,264	12,822.16
5040	GROCERIES AND RELATED PRODUCTS	13	1,364,329	298,926	19,430.19
5060	ELECTRICAL GOODS AND HOUSEHOLD APPLIANCES	4	316,590	37,089	2,408.91
5070	HARDWARE, PLUMBING AND HEATING EQUIP. AND SUPPLIES	6	221,241	39,081	2,539.96
5080	MACHINERY, EQUIPMENT AND SUPPLIES	14	2,148,992	498,590	31,460.48
5090	MISCELLANEOUS WHOLESALERS	83	8,175,307	1,212,327	78,392.62
5092	PETROLEUM AND PETROLEUM PRODUCTS	12	200,976	171,854	10,990.30
WHSL	TOT. WHOLESALE TRADE	140	12,798,730	2,529,098	162,810.91

* MONTHLY *

ANALYSIS OF GROSS RECEIPTS TAX BY STANDARD INDUSTRIAL CLASSIFICATION

* EDITED *

BUSINESS ACTIVITY REPORTED IN OCTOBER, 1999

LOCATION : 04-000 CHAVES COUNTY

SIC CODE		NO. TAX RETURNS	TOTAL REPORTED GROSS RECEIPTS	TAXABLE GROSS RECEIPTS	REPORTED TAX DUE
5200	BUILDING MATERIALS	6	640,286	448,074	29,124.80
5251	HARDWARE STORES	6	541,296	454,938	29,570.95
5252	FARM EQUIPMENT DEALERS	3	652,325	460,803	29,861.92
5300	GENERAL MERCHANDISE, EXCEPT DEPARTMENT STORES	33	636,318	542,873	35,241.79
5310	DEPARTMENT STORES	6	2,159,850	1,866,184	121,301.54
5400	RETAIL FOOD STORES	28	5,811,256	4,417,559	285,720.70
5510	MOTOR VEHICLE DEALERS	9	2,565,285	469,286	30,503.61
5540	GASOLINE SERVICE STATIONS	9	592,028	164,684	10,704.43
5592	MOBILE HOME DEALERS	3	218,216	73,288	4,763.72
5599	MISCELLANEOUS VEHICLE AND AUTO ACCESSORY DEALERS	13	821,054	461,528	29,999.28
5600	APPAREL AND ACCESSORY STORES	28	813,437	803,222	52,207.82
5700	FURNITURE, HOME FURNISHINGS AND APPLIANCE STORES	27	969,255	877,393	56,872.28
5800	EATING AND DRINKING PLACES	88	3,299,515	3,217,669	209,014.24
5813	LIQUOR DISPENSERS - BY THE DRINK	7	138,847	138,416	8,779.03
5910	DRUG AND PROPRIETARY STORES	6	1,644,788	600,451	39,029.33
5920	PACKAGE LIQUOR STORES	6	367,844	354,355	22,830.02
5990	MISCELLANEOUS RETAILERS	334	11,252,304	9,466,230	611,194.71
RETL	TOT. RETAIL TRADE	612	33,123,905	24,816,952	1,606,720.17
6000	BANKS	11	640,908	588,674	38,244.69
6100	CREDIT AGENCIES, EXCEPT BANKS AND S-AND-L ASSOC.				
6120	SAVINGS AND LOAN ASSOCIATIONS	4	91,377	47,622	3,095.44
6200	SECURITY AND COMDTY. BROKERS, DELRS., EXCHGS., SERV.	7	37,499	37,499	2,437.06
6300	INSURANCE AGENTS, CARRIERS, BROKERS AND SERVICES	13	254,336	244,457	15,889.72
6510	REAL EST. OPER-LESLR-AGT., ETC., AND TITLE ABSTRACT	24	375,783	285,783	18,572.94
6550	REAL ESTATE SUBDIVIDERS AND DEVELOPERS	8	245,047	237,420	15,283.97
6700	HOLDING AND OTHER INVESTMENT COMPANIES				
FIRE	TOT. FINANCE, INSURANCE AND REAL ESTATE	72	1,671,388	1,467,893	95,224.24
7000	HOTELS, MOTELS, TRAILER PARKS AND OTHER LODGING	26	945,967	814,271	52,910.09
7200	PERSONAL SERVICES	87	863,690	856,514	55,635.86
7300	MISCELLANEOUS BUSINESS SERVICES	95	2,086,289	1,730,201	112,188.22
7500	AUTOMOBILE RENTAL, REPAIR AND OTHER SERVICES	72	1,008,009	773,191	49,640.79
7600	MISCELLANEOUS REPAIR SERVICES	24	400,513	285,393	18,322.08
7800	MOTION PICTURE THEATERS AND PRODUCTION				
7900	AMUSEMENT AND RECREATION SERVICES	11	168,916	108,569	7,048.18
8010	PHYSICIANS, DENTISTS AND OTHERS	93	3,167,107	2,993,349	194,293.51
8060	HOSPITALS AND OTHER HEALTH SERVICES	20	962,655	729,153	47,363.87
8100	LEGAL SERVICES	33	1,568,515	1,536,482	99,869.49
8200	EDUCATIONAL SERVICES	9	146,237	109,632	7,126.07
8600	NONPROFIT MEMBERSHIP ORGANIZATIONS				
8900	MISCELLANEOUS SERVICES	457	9,247,201	5,901,155	380,124.97
8910	ENGINEERING AND ARCHITECTURAL SERVICES	11	678,041	371,287	24,133.64
SERV	TOT. SERVICES	941	21,383,843	16,349,900	1,057,802.49

* MONTHLY *

* EDITED *

ANALYSIS OF GROSS RECEIPTS TAX BY STANDARD INDUSTRIAL CLASSIFICATION

BUSINESS ACTIVITY REPORTED IN OCTOBER, 1999

LOCATION : 04-000 CHAVES COUNTY

SIC CODE		NO. TAX RETURNS	TOTAL REPORTED GROSS RECEIPTS	TAXABLE GROSS RECEIPTS	REPORTED TAX DUE
9999	NONCLASSIFIABLE ESTABLISHMENTS - (SERVICES)	8	938,903	849,750	55,221.91
TOT-	TOTAL FOR ALL INDUSTRIES IN THIS LOCATION	2,226	95,397,231	61,057,099	3,924,082.14
TEL-	INTERSTATE TELECOMMUNICATIONS	36	337,362	337,219	14,331.78

STATE OF NEW MEXICO
COMBINED REVENUE SYSTEMRUN DATE: 11/09/99
RUN NUMBER: 499.00* MONTHLY *
* EDITED *

ANALYSIS OF GROSS RECEIPTS TAX BY STANDARD INDUSTRIAL CLASSIFICATION

BUSINESS ACTIVITY REPORTED IN OCTOBER, 1999

LOCATION : 33-000 CIBOLA COUNTY

SIC CODE		NO. TAX RETURNS	TOTAL REPORTED GROSS RECEIPTS	TAXABLE GROSS RECEIPTS	REPORTED TAX DUE
0700	AGRICULTURAL SERVICES				
AGRI	TOT. AGRICULTURE				
1000	METAL MINING, EXCEPT COPPER, URANIUM, MOLYBDENUM				
MINE	TOT. MINING				
1500	GENERAL BUILDING CONTRACTORS	39	754,441	654,624	43,074.52
1610	HIGHWAY CONTRACTORS	15	3,071,619	2,774,098	175,625.43
1620	NON-BUILDING HEAVY CONTRACTORS, EXCEPT HIGHWAY	5	9,144	3,359	222.82
1700	SPECIAL TRADE CONTRACTORS	40	937,169	258,128	17,563.58
CONS	TOT. CONTRACT CONSTRUCTION	99	4,772,373	3,690,209	236,486.35
2400	LUMBER, WOOD AND PAPER PRODUCTS				
2800	CHEMICALS AND ALLIED PRODUCTS				
3200	STONE, CLAY, GLASS, AND CONCRETE PRODUCTS	4	681,544	241,800	16,471.05
3400	PRIMARY METAL INDUST., FABRICATED METAL PRODUCTS				
3600	ELECTRICAL MACHINERY, EQUIPMENT AND SUPPLIES	6	17,488	11,333	756.34
3700	TRANSPORTATION EQUIPMENT				
3900	MISCELLANEOUS MANUFACTURING	24	204,808	76,607	5,154.41
MFG-	TOT. MANUFACTURING	39	914,138	339,757	23,062.63
4100	LOCAL AND HIGHWAY PASSENGER TRANSPORTATION				
4200	MOTOR FREIGHT TRANS., WAREHOUSING, TRANS. SERVICES	5	105,383	20,430	1,361.75
4810	TELEPHONE AND TELEGRAPH COMMUNICATIONS	42	424,843	424,746	28,011.22
4900	ELECTRIC WATER AND SANITARY SERVICE UTILITIES	10	1,737,004	1,183,676	78,260.96
4920	GAS UTILITIES				
TCU-	TOT. TRANSPORTATION, COMMUNICATIONS AND UTILITIES	63	2,584,154	1,902,461	126,040.35
5010	MOTOR VEHICLES AND AUTOMOTIVE EQUIPMENT				
5020	DRUGS, CHEMICALS AND ALLIED PRODUCTS				
5040	GROCERIES AND RELATED PRODUCTS	4	136,944	2,958	201.55
5070	HARDWARE, PLUMBING AND HEATING EQUIP. AND SUPPLIES				
5080	MACHINERY, EQUIPMENT AND SUPPLIES				
5090	MISCELLANEOUS WHOLESALERS	32	340,812	32,861	2,199.65
5092	PETROLEUM AND PETROLEUM PRODUCTS	3	636,717	29,145	1,896.05
WHSL	TOT. WHOLESALE TRADE	44	1,151,515	90,652	6,047.23
5200	BUILDING MATERIALS				
5251	HARDWARE STORES				
5300	GENERAL MERCHANDISE, EXCEPT DEPARTMENT STORES	18	925,991	739,430	50,309.09
5310	DEPARTMENT STORES	3	1,100	1,100	69.65
5400	RETAIL FOOD STORES	13	1,114,570	1,024,992	69,199.24
5510	MOTOR VEHICLE DEALERS	5	339,027	152,933	10,418.58
5540	GASOLINE SERVICE STATIONS	8	439,917	177,262	12,075.95

STATE OF NEW MEXICO
COMBINED REVENUE SYSTEMRUN DATE: 11/09/99
RUN NUMBER: 499.00* MONTHLY *
* EDITED *

ANALYSIS OF GROSS RECEIPTS TAX BY STANDARD INDUSTRIAL CLASSIFICATION

BUSINESS ACTIVITY REPORTED IN OCTOBER, 1999

LOCATION : 33-000 CIBOLA COUNTY

SIC CODE		NO. TAX RETURNS	TOTAL REPORTED GROSS RECEIPTS	TAXABLE GROSS RECEIPTS	REPORTED TAX DUE
5592	MOBILE HOME DEALERS				
5599	MISCELLANEOUS VEHICLE AND AUTO ACCESSORY DEALERS	5	268,486	175,259	11,939.50
5600	APPAREL AND ACCESSORY STORES	5	129,363	129,363	8,812.85
5700	FURNITURE, HOME FURNISHINGS AND APPLIANCE STORES	6	467,360	67,490	4,595.42
5800	EATING AND DRINKING PLACES	40	1,093,413	1,081,624	73,489.15
5813	LIQUOR DISPENSERS - BY THE DRINK	6	92,613	92,613	5,899.43
5910	DRUG AND PROPRIETARY STORES				
5920	PACKAGE LIQUOR STORES				
5990	MISCELLANEOUS RETAILERS	107	3,526,243	3,016,379	203,970.13
RETL	TOT. RETAIL TRADE	222	8,914,330	6,993,216	473,583.78
6000	BANKS				
6100	CREDIT AGENCIES, EXCEPT BANKS AND S-AND-L ASSOC.	3	12,871	3,322	207.80
6120	SAVINGS AND LOAN ASSOCIATIONS	3	18,650	1,026	69.90
6510	REAL EST. OPER-LESR-AGT., ETC., AND TITLE ABSTRACT	6	57,274	55,921	3,809.62
6700	HOLDING AND OTHER INVESTMENT COMPANIES				
FIRE	TOT. FINANCE, INSURANCE AND REAL ESTATE	16	191,614	135,410	9,206.31
7000	HOTELS, MOTELS, TRAILER PARKS AND OTHER LODGING	13	447,949	438,913	29,900.96
7200	PERSONAL SERVICES	31	107,277	103,953	7,032.08
7300	MISCELLANEOUS BUSINESS SERVICES	39	378,402	291,977	19,880.20
7500	AUTOMOBILE RENTAL, REPAIR AND OTHER SERVICES	31	183,884	175,752	11,885.95
7600	MISCELLANEOUS REPAIR SERVICES	16	79,997	78,397	5,197.99
7800	MOTION PICTURE THEATERS AND PRODUCTION				
7900	AMUSEMENT AND RECREATION SERVICES	6	70,375	55,301	3,767.35
8010	PHYSICIANS, DENTISTS AND OTHERS	15	319,938	282,831	19,124.23
8060	HOSPITALS AND OTHER HEALTH SERVICES	8	137,044	135,621	9,239.21
8100	LEGAL SERVICES	4	73,383	73,383	4,999.19
8900	MISCELLANEOUS SERVICES	124	621,105	521,601	34,653.73
8910	ENGINEERING AND ARCHITECTURAL SERVICES				
SERV	TOT. SERVICES	290	2,427,273	2,165,648	146,220.49
9999	NONCLASSIFIABLE ESTABLISHMENTS - (SERVICES)				
TOT-	TOTAL FOR ALL INDUSTRIES IN THIS LOCATION	779	21,129,272	15,487,381	1,032,200.74
TEL-	INTERSTATE TELECOMMUNICATIONS	38	95,007	94,926	4,034.39

* MONTHLY *
* EDITED *
ANALYSIS OF GROSS RECEIPTS TAX BY STANDARD INDUSTRIAL CLASSIFICATION

BUSINESS ACTIVITY REPORTED IN OCTOBER, 1999

LOCATION : 09-000 COLFAX COUNTY

SIC CODE		NO. TAX RETURNS	TOTAL REPORTED GROSS RECEIPTS	TAXABLE GROSS RECEIPTS	REPORTED TAX DUE
0100	AGRICULTURAL PRODUCTION	5	129,791	129,791	7,546.46
0700	AGRICULTURAL SERVICES				
0800	FORESTRY AND FISHERIES				
AGRI	TOT. AGRICULTURE	10	298,480	289,908	17,689.73
1381	OIL AND GAS WELL DRILLING				
1389	OIL AND GAS FIELD SERVICES, EXCEPT DRILLING				
MINE	TOT. MINING	6	246,806	246,806	13,890.70
1500	GENERAL BUILDING CONTRACTORS	98	3,405,649	3,029,304	186,078.48
1610	HIGHWAY CONTRACTORS				
1620	NON-BUILDING HEAVY CONTRACTORS, EXCEPT HIGHWAY				
1700	SPECIAL TRADE CONTRACTORS	72	1,225,082	1,033,837	63,259.18
CONS	TOT. CONTRACT CONSTRUCTION	181	4,814,547	4,096,864	251,311.68
2000	FOOD AND KINDRED PRODUCTS, EXCEPT MEAT PRODUCTS				
2010	MEAT PACKING AND OTHER MEAT PRODUCTS				
2300	APPAREL AND TEXTILE MILL PRODUCTS	5	1,432	1,188	82.39
2700	PRINTING AND PUBLISHING	4	195,152	149,896	10,276.66
3200	STONE, CLAY, GLASS, AND CONCRETE PRODUCTS				
3400	PRIMARY METAL INDUST., FABRICATED METAL PRODUCTS	3	124,238	8,045	558.08
3600	ELECTRICAL MACHINERY, EQUIPMENT AND SUPPLIES	13	59,171	59,017	3,686.37
3700	TRANSPORTATION EQUIPMENT				
3900	MISCELLANEOUS MANUFACTURING	5	4,827	2,659	170.03
MFG-	TOT. MANUFACTURING	35	425,412	228,964	15,326.27
4100	LOCAL AND HIGHWAY PASSENGER TRANSPORTATION				
4200	MOTOR FREIGHT TRANS., WAREHOUSING, TRANS. SERVICES	5	25,114	21,319	1,265.23
4500	AIR TRANSPORTATION				
4810	TELEPHONE AND TELEGRAPH COMMUNICATIONS	66	396,076	390,780	24,933.25
4830	RADIO AND TELEVISION BROADCASTING	4	163,920	156,774	10,717.61
4900	ELECTRIC WATER AND SANITARY SERVICE UTILITIES	6	310,769	289,705	17,570.54
4920	GAS UTILITIES	7	241,418	175,574	11,305.36
TCU-	TOT. TRANSPORTATION, COMMUNICATIONS AND UTILITIES	92	1,325,881	1,210,758	76,854.57
5010	MOTOR VEHICLES AND AUTOMOTIVE EQUIPMENT				
5040	GROCERIES AND RELATED PRODUCTS				
5070	HARDWARE, PLUMBING AND HEATING EQUIP. AND SUPPLIES				
5080	MACHINERY, EQUIPMENT AND SUPPLIES	7	2,178	1,927	125.04
5090	MISCELLANEOUS WHOLESALERS	44	90,178	60,812	3,648.28
5092	PETROLEUM AND PETROLEUM PRODUCTS	6	496,701	107,702	7,371.84
WHSL	TOT. WHOLESALE TRADE	63	633,663	199,450	13,155.33
5200	BUILDING MATERIALS	7	1,625,302	679,306	43,801.50

* MONTHLY *
* EDITED *

ANALYSIS OF GROSS RECEIPTS TAX BY STANDARD INDUSTRIAL CLASSIFICATION

BUSINESS ACTIVITY REPORTED IN OCTOBER, 1999

LOCATION : 09-000 COLFAX COUNTY

SIC CODE		NO. TAX RETURNS	TOTAL REPORTED GROSS RECEIPTS	TAXABLE GROSS RECEIPTS	REPORTED TAX DUE
5251	HARDWARE STORES				
5300	GENERAL MERCHANDISE, EXCEPT DEPARTMENT STORES	22	87,713	79,457	5,318.76
5310	DEPARTMENT STORES	5	531,171	522,755	36,264.40
5400	RETAIL FOOD STORES	22	1,611,350	1,345,434	91,553.09
5510	MOTOR VEHICLE DEALERS				
5540	GASOLINE SERVICE STATIONS	9	381,520	355,502	24,558.51
5599	MISCELLANEOUS VEHICLE AND AUTO ACCESSORY DEALERS	6	466,888	396,892	25,884.74
5600	APPAREL AND ACCESSORY STORES	12	145,209	145,209	9,682.72
5700	FURNITURE, HOME FURNISHINGS AND APPLIANCE STORES	5	58,073	43,978	3,046.54
5800	EATING AND DRINKING PLACES	31	640,508	638,374	43,070.71
5813	LIQUOR DISPENSERS - BY THE DRINK	11	136,216	136,216	9,425.75
5910	DRUG AND PROPRIETARY STORES				
5920	PACKAGE LIQUOR STORES				
5990	MISCELLANEOUS RETAILERS	210	1,979,947	1,697,889	106,965.11
RETL	TOT. RETAIL TRADE	346	8,156,768	6,363,187	421,545.48
6000	BANKS	10	178,245	128,931	8,717.76
6100	CREDIT AGENCIES, EXCEPT BANKS AND S-AND-L ASSOC.				
6200	SECUTY. AND COMDTY. BROKERS, DELRS., EXCGS., SERV.				
6300	INSURANCE AGENTS, CARRIERS, BROKERS AND SERVICES	4	47,466	11,190	774.06
6510	REAL EST. OPER-LESR-AGT., ETC., AND TITLE ABSTRACT	20	360,406	350,374	22,053.39
6550	REAL ESTATE SUBDIVIDERS AND DEVELOPERS	4	48,773	5,761	356.96
FIRE	TOT. FINANCE, INSURANCE AND REAL ESTATE	43	663,926	518,439	33,403.97
7000	HOTELS, MOTELS, TRAILER PARKS AND OTHER LODGING	26	1,167,305	1,158,210	75,441.01
7200	PERSONAL SERVICES	40	257,944	256,528	17,469.91
7300	MISCELLANEOUS BUSINESS SERVICES	44	748,448	619,092	41,992.83
7500	AUTOMOBILE RENTAL, REPAIR AND OTHER SERVICES	24	160,892	147,885	10,125.11
7600	MISCELLANEOUS REPAIR SERVICES	10	47,152	31,928	1,990.57
7800	MOTION PICTURE THEATERS AND PRODUCTION				
7900	AMUSEMENT AND RECREATION SERVICES	6	380,265	380,265	21,467.46
8010	PHYSICIANS, DENTISTS AND OTHERS	16	243,910	226,174	15,468.71
8060	HOSPITALS AND OTHER HEALTH SERVICES				
8100	LEGAL SERVICES	6	87,712	86,071	5,971.18
8200	EDUCATIONAL SERVICES				
8900	MISCELLANEOUS SERVICES	188	6,043,732	5,936,638	372,047.15
8910	ENGINEERING AND ARCHITECTURAL SERVICES	6	36,430	33,931	2,053.41
SERV	TOT. SERVICES	370	9,196,886	8,899,818	565,603.43
9393	LOCAL GOVERNMENT - MUNICIPALITIES	15	301,410	265,529	18,208.80
GOVT	TOT. GOVERNMENT	15	301,410	265,529	18,208.80

TAXATION AND REVENUE DEPARTMENT
STATE OF NEW MEXICO
COMBINED REVENUE SYSTEM
ANALYSIS OF GROSS RECEIPTS TAX BY STANDARD INDUSTRIAL CLASSIFICATION

* MONTHLY *
* EDITED *

BUSINESS ACTIVITY REPORTED IN OCTOBER, 1999

LOCATION : 09-000 COLFAX COUNTY

SIC CODE		NO. TAX RETURNS	TOTAL REPORTED GROSS RECEIPTS	TAXABLE GROSS RECEIPTS	REPORTED TAX DUE
TOT-	TOTAL FOR ALL INDUSTRIES IN THIS LOCATION	1,161	26,063,780	22,319,724	1,426,989.96
TEL-	INTERSTATE TELECOMMUNICATIONS	47	117,078	116,775	4,962.96

* MONTHLY *

ANALYSIS OF GROSS RECEIPTS TAX BY STANDARD INDUSTRIAL CLASSIFICATION

* EDITED *

BUSINESS ACTIVITY REPORTED IN OCTOBER, 1999

LOCATION : 05-000 CURRY COUNTY

SIC CODE		NO. TAX RETURNS	TOTAL REPORTED GROSS RECEIPTS	TAXABLE GROSS RECEIPTS	REPORTED TAX DUE
0100	AGRICULTURAL PRODUCTION	3	567,406	175,477	10,857.65
0700	AGRICULTURAL SERVICES	7	1,867,041	132,063	8,142.71
AGRI	TOT. AGRICULTURE	10	2,434,447	307,540	19,000.36
1381	OIL AND GAS WELL DRILLING				
1389	OIL AND GAS FIELD SERVICES, EXCEPT DRILLING				
1400	NONMETALLIC MINERALS, EXCEPT FUELS AND POTASH				
MINE	TOT. MINING				
1500	GENERAL BUILDING CONTRACTORS				
1620	NON-BUILDING HEAVY CONTRACTORS, EXCEPT HIGHWAY				
1700	SPECIAL TRADE CONTRACTORS	103	2,264,859	1,167,508	70,443.51
CONS	TOT. CONTRACT CONSTRUCTION	200	7,260,536	5,473,381	320,140.17
2000	FOOD AND KINDRED PRODUCTS, EXCEPT MEAT PRODUCTS	4	74,215	1,976	122.24
2300	APPAREL AND TEXTILE MILL PRODUCTS				
2400	LUMBER, WOOD AND PAPER PRODUCTS				
2700	PRINTING AND PUBLISHING				
3200	STONE, CLAY, GLASS, AND CONCRETE PRODUCTS				
3400	PRIMARY METAL INDUST., FABRICATED METAL PRODUCTS				
3500	MACHINERY, EXCEPT ELECTRICAL	3	83,399	11,989	654.15
3600	ELECTRICAL MACHINERY, EQUIPMENT AND SUPPLIES	7	16,844	14,950	902.28
3700	TRANSPORTATION EQUIPMENT				
3900	MISCELLANEOUS MANUFACTURING	23	808,528	55,860	3,320.48
MFG-	TOT. MANUFACTURING	47	1,389,819	220,096	13,372.11
4100	LOCAL AND HIGHWAY PASSENGER TRANSPORTATION	7	200,430	195,930	11,984.41
4200	MOTOR FREIGHT TRANS., WAREHOUSING, TRANS. SERVICES	10	131,709	24,232	1,434.44
4810	TELEPHONE AND TELEGRAPH COMMUNICATIONS	42	1,336,069	1,324,520	76,958.30
4830	RADIO AND TELEVISION BROADCASTING	4	53,094	35,303	2,184.38
4900	ELECTRIC WATER AND SANITARY SERVICE UTILITIES	8	2,103,018	1,988,531	121,040.61
4920	GAS UTILITIES	6	388,441	307,971	18,664.88
TCU-	TOT. TRANSPORTATION, COMMUNICATIONS AND UTILITIES	77	4,212,761	3,876,487	232,267.02
5010	MOTOR VEHICLES AND AUTOMOTIVE EQUIPMENT	13	912,748	47,418	2,934.00
5020	DRUGS, CHEMICALS AND ALLIED PRODUCTS	3	209,143	90,157	5,578.20
5040	GROCERIES AND RELATED PRODUCTS	6	199,250	27,880	1,725.05
5060	ELECTRICAL GOODS AND HOUSEHOLD APPLIANCES	3	228,623	43,527	2,691.56
5070	HARDWARE, PLUMBING AND HEATING EQUIP. AND SUPPLIES	4	103,246	19,154	1,185.15
5080	MACHINERY, EQUIPMENT AND SUPPLIES	8	111,924	83,443	5,089.64
5090	MISCELLANEOUS WHOLESALERS	81	2,818,531	432,260	26,463.98
5092	PETROLEUM AND PETROLEUM PRODUCTS	8	529,684	511,955	31,529.76
WHSL	TOT. WHOLESALE TRADE	126	5,113,149	1,255,793	77,197.34

TAXATION AND REVENUE DEPARTMENT
STATE OF NEW MEXICO
COMBINED REVENUE SYSTEM
ANALYSIS OF GROSS RECEIPTS TAX BY STANDARD INDUSTRIAL CLASSIFICATION

* MONTHLY *
* EDITED *

BUSINESS ACTIVITY REPORTED IN OCTOBER, 1999

LOCATION : 05-000 CURRY COUNTY

SIC CODE		NO. TAX RETURNS	TOTAL REPORTED GROSS RECEIPTS	TAXABLE GROSS RECEIPTS	REPORTED TAX DUE
5200	BUILDING MATERIALS	12	2,651,843	927,901	57,345.43
5251	HARDWARE STORES				
5252	FARM EQUIPMENT DEALERS	7	1,466,711	449,295	24,149.63
5300	GENERAL MERCHANDISE, EXCEPT DEPARTMENT STORES	29	997,999	668,558	41,274.35
5310	DEPARTMENT STORES	4	1,828,538	1,701,757	105,295.32
5400	RETAIL FOOD STORES	32	3,797,016	3,374,348	208,268.87
5510	MOTOR VEHICLE DEALERS	14	1,239,244	649,545	39,693.74
5540	GASOLINE SERVICE STATIONS	11	132,251	79,193	4,886.54
5592	MOBILE HOME DEALERS				
5599	MISCELLANEOUS VEHICLE AND AUTO ACCESSORY DEALERS	15	460,216	359,535	22,088.88
5600	APPAREL AND ACCESSORY STORES	21	692,720	685,050	42,299.62
5700	FURNITURE, HOME FURNISHINGS AND APPLIANCE STORES	16	503,047	392,483	24,284.86
5800	EATING AND DRINKING PLACES	66	3,002,307	2,977,617	184,092.39
5813	LIQUOR DISPENSERS - BY THE DRINK	12	455,754	441,859	27,340.01
5910	DRUG AND PROPRIETARY STORES	5	1,006,186	357,710	22,133.31
5990	MISCELLANEOUS RETAILERS	293	10,164,915	8,083,881	498,467.78
RETL	TOT. RETAIL TRADE	543	29,088,698	21,786,955	1,341,110.83
6000	BANKS	10	342,567	337,009	20,843.39
6100	CREDIT AGENCIES, EXCEPT BANKS AND S-AND-L ASSOC.				
6120	SAVINGS AND LOAN ASSOCIATIONS	3	51,939	35,452	2,193.59
6200	SECUTY. AND COMDTY. BROKERS, DELRS., EXCGS., SERV.				
6300	INSURANCE AGENTS, CARRIERS, BROKERS AND SERVICES	9	101,092	95,970	5,931.95
6510	REAL EST. OPER-LESR-AGT., ETC., AND TITLE ABSTRACT	27	330,218	290,021	17,771.44
6550	REAL ESTATE SUBDIVIDERS AND DEVELOPERS				
6700	HOLDING AND OTHER INVESTMENT COMPANIES				
FIRE	TOT. FINANCE, INSURANCE AND REAL ESTATE	56	913,452	846,089	52,111.52
7000	HOTELS, MOTELS, TRAILER PARKS AND OTHER LODGING	14	390,257	354,918	21,952.24
7200	PERSONAL SERVICES	94	642,131	637,112	38,731.93
7300	MISCELLANEOUS BUSINESS SERVICES	80	1,869,162	1,778,202	104,253.28
7500	AUTOMOBILE RENTAL, REPAIR AND OTHER SERVICES	70	1,306,775	1,070,785	65,552.97
7600	MISCELLANEOUS REPAIR SERVICES	36	324,418	266,648	15,665.57
7800	MOTION PICTURE THEATERS AND PRODUCTION				
7900	AMUSEMENT AND RECREATION SERVICES	19	157,423	154,596	9,451.97
8010	PHYSICIANS, DENTISTS AND OTHERS	66	1,976,656	1,774,016	109,767.26
8060	HOSPITALS AND OTHER HEALTH SERVICES	15	446,005	404,125	25,000.56
8100	LEGAL SERVICES	20	369,810	368,807	22,819.92
8200	EDUCATIONAL SERVICES	4	20,014	20,014	1,219.04
8600	NONPROFIT MEMBERSHIP ORGANIZATIONS				
8900	MISCELLANEOUS SERVICES	295	2,549,165	2,220,970	135,605.63
8910	ENGINEERING AND ARCHITECTURAL SERVICES	3	30,811	30,811	1,782.66
SERV	TOT. SERVICES	719	10,177,530	9,175,907	557,675.27

* MONTHLY *
* EDITED *

ANALYSIS OF GROSS RECEIPTS TAX BY STANDARD INDUSTRIAL CLASSIFICATION

BUSINESS ACTIVITY REPORTED IN OCTOBER, 1999

LOCATION : 05-000 CURRY COUNTY

SIC CODE	NO. TAX RETURNS	TOTAL REPORTED GROSS RECEIPTS	TAXABLE GROSS RECEIPTS	REPORTED TAX DUE
9999 NONCLASSIFIABLE ESTABLISHMENTS - (SERVICES)				
TOT- TOTAL FOR ALL INDUSTRIES IN THIS LOCATION	1,782	60,651,140	42,965,594	2,614,138.48
TEL- INTERSTATE TELECOMMUNICATIONS	28	301,492	301,423	12,810.50

TAXATION AND REVENUE DEPARTMENT
STATE OF NEW MEXICO
COMBINED REVENUE SYSTEM
ANALYSIS OF GROSS RECEIPTS TAX BY STANDARD INDUSTRIAL CLASSIFICATION

* MONTHLY *
* EDITED *

BUSINESS ACTIVITY REPORTED IN OCTOBER, 1999

LOCATION : 27-000 DE BACA COUNTY

SIC CODE		NO. TAX RETURNS	TOTAL REPORTED GROSS RECEIPTS	TAXABLE GROSS RECEIPTS	REPORTED TAX DUE
0100	AGRICULTURAL PRODUCTION				
AGRI	TOT. AGRICULTURE				
1389	OIL AND GAS FIELD SERVICES, EXCEPT DRILLING				
1400	NONMETALLIC MINERALS, EXCEPT FUELS AND POTASH				
MINE	TOT. MINING				
1500	GENERAL BUILDING CONTRACTORS	8	407,105	406,947	24,012.38
1700	SPECIAL TRADE CONTRACTORS	8	46,104	21,585	1,292.91
CONS	TOT. CONTRACT CONSTRUCTION	16	453,209	428,532	25,305.29
3600	ELECTRICAL MACHINERY, EQUIPMENT AND SUPPLIES				
3900	MISCELLANEOUS MANUFACTURING				
MFG-	TOT. MANUFACTURING				
4100	LOCAL AND HIGHWAY PASSENGER TRANSPORTATION				
4200	MOTOR FREIGHT TRANS., WAREHOUSING, TRANS. SERVICES	4	18,992	5,313	299.83
4810	TELEPHONE AND TELEGRAPH COMMUNICATIONS	12	77,615	28,685	1,705.91
4920	GAS UTILITIES				
TCU-	TOT. TRANSPORTATION, COMMUNICATIONS AND UTILITIES	20	133,436	69,209	4,078.96
5040	GROCERIES AND RELATED PRODUCTS				
5060	ELECTRICAL GOODS AND HOUSEHOLD APPLIANCES				
5090	MISCELLANEOUS WHOLESALE	7	1,566	971	58.25
5092	PETROLEUM AND PETROLEUM PRODUCTS				
WHSL	TOT. WHOLESALE TRADE	11	57,922	57,327	3,545.11
5200	BUILDING MATERIALS				
5300	GENERAL MERCHANDISE, EXCEPT DEPARTMENT STORES	5	4,264	4,264	258.13
5310	DEPARTMENT STORES				
5400	RETAIL FOOD STORES	4	260,580	225,758	13,968.76
5540	GASOLINE SERVICE STATIONS	3	157,407	46,738	2,891.89
5800	EATING AND DRINKING PLACES	5	22,332	22,332	1,381.80
5813	LIQUOR DISPENSERS - BY THE DRINK	4	65,232	65,232	3,946.87
5910	DRUG AND PROPRIETARY STORES				
5990	MISCELLANEOUS RETAILERS	38	258,221	143,062	8,560.68
RETL	TOT. RETAIL TRADE	63	906,363	581,867	35,567.41
6000	BANKS				
6510	REAL EST. OPER-LESR-AGT., ETC., AND TITLE ABSTRACT				
FIRE	TOT. FINANCE, INSURANCE AND REAL ESTATE	4	20,344	20,308	1,179.98
7000	HOTELS, MOTELS, TRAILER PARKS AND OTHER LODGING				
7200	PERSONAL SERVICES	4	14,319	14,319	885.99

* MONTHLY *

ANALYSIS OF GROSS RECEIPTS TAX BY STANDARD INDUSTRIAL CLASSIFICATION

* EDITED *

BUSINESS ACTIVITY REPORTED IN OCTOBER, 1999

LOCATION : 27-000 DE BACA COUNTY

SIC CODE		NO. TAX RETURNS	TOTAL REPORTED GROSS RECEIPTS	TAXABLE GROSS RECEIPTS	REPORTED TAX DUE
7300	MISCELLANEOUS BUSINESS SERVICES	7	45,731	43,651	2,560.43
7500	AUTOMOBILE RENTAL, REPAIR AND OTHER SERVICES	5	26,848	24,485	1,510.17
7800	MISCELLANEOUS REPAIR SERVICES	4	10,209	10,209	574.27
7900	AMUSEMENT AND RECREATION SERVICES				
8060	HOSPITALS AND OTHER HEALTH SERVICES				
8600	NONPROFIT MEMBERSHIP ORGANIZATIONS				
8900	MISCELLANEOUS SERVICES	28	116,828	116,468	6,799.34
SERV	TOT. SERVICES	53	282,458	277,652	16,569.82
9100	FEDERAL GOVERNMENT - ALL OTHER				
GOVT	TOT. GOVERNMENT				
TOT-	TOTAL FOR ALL INDUSTRIES IN THIS LOCATION	174	2,139,609	1,454,754	87,373.91
TEL-	INTERSTATE TELECOMMUNICATIONS	10	842	836	35.55

TAXATION AND REVENUE DEPARTMENT
STATE OF NEW MEXICO
COMBINED REVENUE SYSTEM
ANALYSIS OF GROSS RECEIPTS TAX BY STANDARD INDUSTRIAL CLASSIFICATION

* MONTHLY *
* EDITED *

BUSINESS ACTIVITY REPORTED IN OCTOBER, 1999

LOCATION : 07-000 DONA ANA COUNTY

SIC CODE		NO. TAX RETURNS	TOTAL REPORTED GROSS RECEIPTS	TAXABLE GROSS RECEIPTS	REPORTED TAX DUE
0100	AGRICULTURAL PRODUCTION	10	875,466	26,989	1,710.91
0700	AGRICULTURAL SERVICES	17	504,010	234,095	14,772.84
AGRI	TOT. AGRICULTURE	27	1,379,476	261,084	16,483.75
1381	OIL AND GAS WELL DRILLING	3	51,973	982	58.73
MINE	TOT. MINING	3	51,973	982	58.73
1500	GENERAL BUILDING CONTRACTORS	294	19,951,349	16,088,230	1,007,106.66
1610	HIGHWAY CONTRACTORS	8	3,348,347	3,156,864	189,077.90
1620	NON-BUILDING HEAVY CONTRACTORS, EXCEPT HIGHWAY	14	1,118,424	1,000,901	60,844.49
1700	SPECIAL TRADE CONTRACTORS	283	11,161,669	4,741,953	285,817.41
CONS	TOT. CONTRACT CONSTRUCTION	599	35,579,789	24,987,947	1,542,846.46
2000	FOOD AND KINDRED PRODUCTS, EXCEPT MEAT PRODUCTS	12	1,965,600	527,153	33,606.04
2300	APPAREL AND TEXTILE MILL PRODUCTS	14	129,607	33,727	2,150.11
2400	LUMBER, WOOD AND PAPER PRODUCTS	12	1,386,978	207,148	13,205.70
2700	PRINTING AND PUBLISHING	11	1,223,505	787,960	50,232.46
2900	PETROLEUM REFINING AND RELATED INDUSTRIES				
3200	STONE, CLAY, GLASS, AND CONCRETE PRODUCTS	10	1,077,590	501,173	30,039.28
3400	PRIMARY METAL INDUST., FABRICATED METAL PRODUCTS	11	569,449	186,877	11,568.00
3500	MACHINERY, EXCEPT ELECTRICAL	13	167,540	59,869	3,504.16
3600	ELECTRICAL MACHINERY, EQUIPMENT AND SUPPLIES	13	1,391,292	1,258,408	79,664.42
3670	ELECTRONIC COMPONENTS AND ACCESSORIES	3	3,534	347	21.70
3700	TRANSPORTATION EQUIPMENT				
3900	MISCELLANEOUS MANUFACTURING	45	3,971,469	491,331	30,337.23
MFG-	TOT. MANUFACTURING	147	12,000,170	4,071,550	255,448.26
4000	RAILROAD TRANSPORTATION				
4100	LOCAL AND HIGHWAY PASSENGER TRANSPORTATION	6	956,540	912,105	55,868.52
4200	MOTOR FREIGHT TRANS., WAREHOUSING, TRANS. SERVICES	29	833,749	161,401	10,104.46
4500	AIR TRANSPORTATION				
4810	TELEPHONE AND TELEGRAPH COMMUNICATIONS	61	2,962,374	2,955,381	182,844.25
4830	RADIO AND TELEVISION BROADCASTING	11	1,141,689	1,054,297	65,944.94
4900	ELECTRIC WATER AND SANITARY SERVICE UTILITIES	111	9,970,653	8,009,368	493,378.30
4920	GAS UTILITIES	5	387,025	359,212	21,636.81
TCU-	TOT. TRANSPORTATION, COMMUNICATIONS AND UTILITIES	226	16,323,771	13,488,903	832,144.95
5010	MOTOR VEHICLES AND AUTOMOTIVE EQUIPMENT	5	66,837	15,527	989.83
5020	DRUGS, CHEMICALS AND ALLIED PRODUCTS	7	31,146	23,535	1,381.02
5040	GROCERIES AND RELATED PRODUCTS	18	2,265,718	243,078	14,573.06
5060	ELECTRICAL GOODS AND HOUSEHOLD APPLIANCES	9	685,451	99,115	6,302.88
5070	HARDWARE, PLUMBING AND HEATING EQUIP. AND SUPPLIES	12	1,220,719	125,530	7,999.82
5080	MACHINERY, EQUIPMENT AND SUPPLIES	15	1,570,388	478,403	29,120.20
5090	MISCELLANEOUS WHOLESALERS	124	5,815,112	547,770	34,470.04

* MONTHLY *
* EDITED *

ANALYSIS OF GROSS RECEIPTS TAX BY STANDARD INDUSTRIAL CLASSIFICATION

BUSINESS ACTIVITY REPORTED IN OCTOBER, 1999

LOCATION : 07-000 DONA ANA COUNTY

SIC CODE		NO. TAX RETURNS	TOTAL REPORTED GROSS RECEIPTS	TAXABLE GROSS RECEIPTS	REPORTED TAX DUE
5092	PETROLEUM AND PETROLEUM PRODUCTS	23	2,237,850	874,325	53,404.85
WHSL	TOT. WHOLESALE TRADE	213	13,873,219	2,407,283	148,241.70
5200	BUILDING MATERIALS	21	3,515,118	1,199,440	74,956.55
5251	HARDWARE STORES	20	1,298,409	896,917	56,968.36
5252	FARM EQUIPMENT DEALERS	7	284,897	187,884	10,965.54
5300	GENERAL MERCHANDISE, EXCEPT DEPARTMENT STORES	43	1,157,541	915,712	57,601.34
5310	DEPARTMENT STORES	9	5,725,376	5,338,099	340,299.51
5400	RETAIL FOOD STORES	66	13,501,959	11,460,634	727,129.61
5510	MOTOR VEHICLE DEALERS	29	6,498,081	1,693,101	107,288.53
5540	GASOLINE SERVICE STATIONS	27	2,323,384	843,707	53,372.05
5592	MOBILE HOME DEALERS	15	2,736,931	2,153,472	136,471.27
5599	MISCELLANEOUS VEHICLE AND AUTO ACCESSORY DEALERS	31	2,691,654	2,012,265	128,144.37
5600	APPAREL AND ACCESSORY STORES	49	1,712,666	1,599,051	101,748.31
5700	FURNITURE, HOME FURNISHINGS AND APPLIANCE STORES	37	2,292,391	1,977,159	126,043.11
5800	EATING AND DRINKING PLACES	186	8,155,873	8,055,028	510,393.55
5813	LIQUOR DISPENSERS - BY THE DRINK	20	1,117,607	1,047,470	64,241.91
5910	DRUG AND PROPRIETARY STORES	5	8,611,424	1,011,297	64,470.17
5920	PACKAGE LIQUOR STORES	21	2,046,712	2,023,714	128,542.71
5990	MISCELLANEOUS RETAILERS	615	29,040,753	22,895,066	1,452,183.17
RETL	TOT. RETAIL TRADE	1,201	75,487,928	65,310,018	4,140,820.06
6000	BANKS	17	1,132,348	803,692	51,004.13
6100	CREDIT AGENCIES, EXCEPT BANKS AND S-AND-L ASSOC.	7	153,285	89,209	5,687.10
6120	SAVINGS AND LOAN ASSOCIATIONS	6	730,637	62,471	3,982.50
6200	SECUTY. AND COMDTY. BROKERS, DELRS., EXCGS., SERV.	10	71,621	71,621	4,565.46
6300	INSURANCE AGENTS, CARRIERS, BROKERS AND SERVICES	11	110,790	110,790	7,062.88
6510	REAL EST. OPER-LESLR-AGT., ETC., AND TITLE ABSTRACT	65	1,210,392	853,306	53,864.88
6550	REAL ESTATE SUBDIVIDERS AND DEVELOPERS	8	954,351	284,987	18,167.07
6700	HOLDING AND OTHER INVESTMENT COMPANIES	5	93,926	93,926	5,982.69
FIRE	TOT. FINANCE, INSURANCE AND REAL ESTATE	129	4,457,350	2,370,002	150,316.71
7000	HOTELS, MOTELS, TRAILER PARKS AND OTHER LODGING	56	2,233,652	1,943,829	123,786.09
7200	PERSONAL SERVICES	258	3,561,986	3,336,374	211,625.97
7300	MISCELLANEOUS BUSINESS SERVICES	359	6,962,822	5,008,648	312,688.57
7391	COMMERCIAL RESEARCH AND DEVELOPMENT LABORATORIES	10	5,613,678	5,299,989	309,752.08
7500	AUTOMOBILE RENTAL, REPAIR AND OTHER SERVICES	174	2,744,144	2,188,870	138,021.81
7600	MISCELLANEOUS REPAIR SERVICES	62	616,679	366,673	22,722.04
7800	MOTION PICTURE THEATERS AND PRODUCTION	6	319,199	313,425	19,980.85
7900	AMUSEMENT AND RECREATION SERVICES	32	147,380	113,357	7,187.63
8010	PHYSICIANS, DENTISTS AND OTHERS	238	8,801,458	7,575,117	482,913.66
8060	HOSPITALS AND OTHER HEALTH SERVICES	64	3,787,295	2,861,061	182,389.34
8100	LEGAL SERVICES	73	1,566,055	1,561,955	99,537.82
8200	EDUCATIONAL SERVICES	41	499,847	498,780	31,789.03

* MONTHLY *
* EDITED *

ANALYSIS OF GROSS RECEIPTS TAX BY STANDARD INDUSTRIAL CLASSIFICATION

BUSINESS ACTIVITY REPORTED IN OCTOBER, 1999

LOCATION : 07-000 DONA ANA COUNTY

SIC CODE		NO. TAX RETURNS	TOTAL REPORTED GROSS RECEIPTS	TAXABLE GROSS RECEIPTS	REPORTED TAX DUE
8600	NONPROFIT MEMBERSHIP ORGANIZATIONS	10	47,702	37,674	2,401.70
8900	MISCELLANEOUS SERVICES	586	24,529,376	10,242,991	622,678.09
8910	ENGINEERING AND ARCHITECTURAL SERVICES	36	1,313,089	1,114,572	71,035.37
SERV	TOT. SERVICES	2,005	62,744,362	42,463,314	2,638,510.05
9100	FEDERAL GOVERNMENT - ALL OTHER				
9200	STATE GOVT. - EXCLUDE EDUCATION AND INSTITUTIONS				
9393	LOCAL GOVERNMENT - MUNICIPALITIES				
GOVT	TOT. GOVERNMENT	4	681,831	660,688	40,685.72
9999	NONCLASSIFIABLE ESTABLISHMENTS - (SERVICES)	39	128,139	110,658	6,938.29
TOT-	TOTAL FOR ALL INDUSTRIES IN THIS LOCATION	4,593	222,708,008	156,132,428	9,772,494.68
TEL-	INTERSTATE TELECOMMUNICATIONS	52	820,246	819,583	34,832.28

* MONTHLY *

ANALYSIS OF GROSS RECEIPTS TAX BY STANDARD INDUSTRIAL CLASSIFICATION

* EDITED *

BUSINESS ACTIVITY REPORTED IN OCTOBER, 1999

LOCATION : 03-000 EDDY COUNTY

SIC CODE		NO. TAX RETURNS	TOTAL REPORTED GROSS RECEIPTS	TAXABLE GROSS RECEIPTS	REPORTED TAX DUE
0100	AGRICULTURAL PRODUCTION				
0700	AGRICULTURAL SERVICES				
AGRI	TOT. AGRICULTURE	10	434,979	224,227	13,742.88
1310	CRUDE PETROL., NATURAL GAS, NATURAL GAS LIQUIDS	7	347,412	345,662	21,163.43
1381	OIL AND GAS WELL DRILLING	10	2,233,489	2,233,489	125,658.47
1389	OIL AND GAS FIELD SERVICES, EXCEPT DRILLING	49	4,004,344	3,906,587	225,155.76
1400	NONMETALLIC MINERALS, EXCEPT FUELS AND POTASH				
1474	POTASH				
MINE	TOT. MINING	69	6,850,812	6,485,738	371,977.66
1500	GENERAL BUILDING CONTRACTORS	113	3,398,442	3,135,631	191,054.81
1610	HIGHWAY CONTRACTORS				
1620	NON-BUILDING HEAVY CONTRACTORS, EXCEPT HIGHWAY				
1700	SPECIAL TRADE CONTRACTORS	151	5,452,615	4,066,913	242,149.05
CONS	TOT. CONTRACT CONSTRUCTION	275	9,269,175	7,567,843	453,791.31
2300	APPAREL AND TEXTILE MILL PRODUCTS				
2400	LUMBER, WOOD AND PAPER PRODUCTS				
2700	PRINTING AND PUBLISHING				
2800	CHEMICALS AND ALLIED PRODUCTS				
2900	PETROLEUM REFINING AND RELATED INDUSTRIES	4	6,709,901	209,780	12,242.32
3200	STONE, CLAY, GLASS, AND CONCRETE PRODUCTS	8	1,274,645	1,053,933	65,179.74
3400	PRIMARY METAL INDUST., FABRICATED METAL PRODUCTS	10	1,011,482	981,535	56,321.75
3500	MACHINERY, EXCEPT ELECTRICAL	3	218,440	205,808	12,734.38
3600	ELECTRICAL MACHINERY, EQUIPMENT AND SUPPLIES	10	138,978	81,682	5,045.84
3700	TRANSPORTATION EQUIPMENT				
3900	MISCELLANEOUS MANUFACTURING	39	445,118	154,672	9,536.21
MFG-	TOT. MANUFACTURING	82	10,092,224	2,845,663	170,852.18
4100	LOCAL AND HIGHWAY PASSENGER TRANSPORTATION				
4200	MOTOR FREIGHT TRANS., WAREHOUSING, TRANS. SERVICES	17	1,046,223	714,207	38,157.57
4500	AIR TRANSPORTATION				
4600	PIPELINE TRANSPORTATION				
4810	TELEPHONE AND TELEGRAPH COMMUNICATIONS	46	334,890	334,579	20,259.59
4830	RADIO AND TELEVISION BROADCASTING	6	170,638	148,344	9,178.77
4900	ELECTRIC WATER AND SANITARY SERVICE UTILITIES	7	2,942,855	2,768,726	166,555.99
4920	GAS UTILITIES	4	378,655	305,700	18,679.79
TCU-	TOT. TRANSPORTATION, COMMUNICATIONS AND UTILITIES	86	5,007,671	4,405,966	261,160.01
5010	MOTOR VEHICLES AND AUTOMOTIVE EQUIPMENT	3	85,031	38,943	2,409.57
5020	DRUGS, CHEMICALS AND ALLIED PRODUCTS	7	199,870	171,724	10,531.44
5040	GROCERIES AND RELATED PRODUCTS	4	1,791	1,374	84.99
5060	ELECTRICAL GOODS AND HOUSEHOLD APPLIANCES				

TAXATION AND REVENUE DEPARTMENT
STATE OF NEW MEXICO
COMBINED REVENUE SYSTEM
ANALYSIS OF GROSS RECEIPTS TAX BY STANDARD INDUSTRIAL CLASSIFICATION

* MONTHLY *
* EDITED *

BUSINESS ACTIVITY REPORTED IN OCTOBER, 1999

LOCATION : 03-000 EDDY COUNTY

SIC CODE		NO. TAX RETURNS	TOTAL REPORTED GROSS RECEIPTS	TAXABLE GROSS RECEIPTS	REPORTED TAX DUE
5070	HARDWARE, PLUMBING AND HEATING EQUIP. AND SUPPLIES				
5080	MACHINERY, EQUIPMENT AND SUPPLIES	15	1,564,885	1,284,979	73,655.80
5090	MISCELLANEOUS WHOLESALERS	81	1,794,946	890,314	53,979.61
5092	PETROLEUM AND PETROLEUM PRODUCTS	12	5,464,617	1,358,732	83,483.25
WHSL	TOT. WHOLESALE TRADE	126	9,313,158	3,893,671	233,276.98
5200	BUILDING MATERIALS	9	911,398	634,259	39,244.75
5251	HARDWARE STORES				
5252	FARM EQUIPMENT DEALERS				
5300	GENERAL MERCHANDISE, EXCEPT DEPARTMENT STORES	21	13,596-	95,831-	5,945.74-
5310	DEPARTMENT STORES	12	2,071,735	1,862,820	115,261.49
5400	RETAIL FOOD STORES	34	5,703,261	4,872,240	301,062.69
5510	MOTOR VEHICLE DEALERS	11	719,978	440,827	27,235.40
5540	GASOLINE SERVICE STATIONS	20	129,372	38,680	2,379.49
5592	MOBILE HOME DEALERS				
5599	MISCELLANEOUS VEHICLE AND AUTO ACCESSORY DEALERS	19	1,075,017	754,503	46,589.49
5600	APPAREL AND ACCESSORY STORES	13	427,359	423,671	26,214.68
5700	FURNITURE, HOME FURNISHINGS AND APPLIANCE STORES	14	526,362	440,110	27,230.90
5800	EATING AND DRINKING PLACES	83	2,943,786	2,791,021	172,445.06
5813	LIQUOR DISPENSERS - BY THE DRINK	9	449,059	449,059	27,557.52
5910	DRUG AND PROPRIETARY STORES	6	1,237,850	301,177	18,635.31
5920	PACKAGE LIQUOR STORES	5	512,674	512,674	30,318.75
5990	MISCELLANEOUS RETAILERS	331	11,383,928	9,028,504	553,048.39
RETL	TOT. RETAIL TRADE	594	29,244,164	23,218,248	1,428,583.78
6000	BANKS	11	498,744	357,282	22,106.80
6100	CREDIT AGENCIES, EXCEPT BANKS AND S-AND-L ASSOC.				
6120	SAVINGS AND LOAN ASSOCIATIONS				
6200	SECUTY. AND COMDTY. BROKERS, DELRS., EXCGS., SERV.	7	37,033	37,033	2,291.43
6300	INSURANCE AGENTS, CARRIERS, BROKERS AND SERVICES	5	102,423	33,453	2,069.88
6510	REAL EST. OPER-LESR-AGT., ETC., AND TITLE ABSTRACT	44	314,205	231,707	14,336.88
6700	HOLDING AND OTHER INVESTMENT COMPANIES	3	7,892	7,892	488.33
FIRE	TOT. FINANCE, INSURANCE AND REAL ESTATE	74	974,982	671,523	41,550.48
7000	HOTELS, MOTELS, TRAILER PARKS AND OTHER LODGING	18	458,392	432,665	26,722.70
7200	PERSONAL SERVICES	96	589,460	549,026	33,924.46
7300	MISCELLANEOUS BUSINESS SERVICES	84	2,468,886	1,898,323	116,510.57
7391	COMMERCIAL RESEARCH AND DEVELOPMENT LABORATORIES				
7500	AUTOMOBILE RENTAL, REPAIR AND OTHER SERVICES	92	1,181,860	1,064,094	65,154.07
7600	MISCELLANEOUS REPAIR SERVICES	56	683,773	615,427	37,237.65
7800	MOTION PICTURE THEATERS AND PRODUCTION				
7900	AMUSEMENT AND RECREATION SERVICES				
8010	PHYSICIANS, DENTISTS AND OTHERS	68	1,647,837	1,497,694	92,669.83
8060	HOSPITALS AND OTHER HEALTH SERVICES	13	4,850,290	998,440	61,778.45

* MONTHLY *
* EDITED *

BUSINESS ACTIVITY REPORTED IN OCTOBER, 1999

LOCATION : 03-000 EDDY COUNTY

SIC CODE		NO. TAX RETURNS	TOTAL REPORTED GROSS RECEIPTS	TAXABLE GROSS RECEIPTS	REPORTED TAX DUE
8100	LEGAL SERVICES	13	315,771	315,771	19,538.31
8200	EDUCATIONAL SERVICES	7	18,222	18,222	1,126.26
8600	NONPROFIT MEMBERSHIP ORGANIZATIONS	3	12,899	11,323	632.27
8900	MISCELLANEOUS SERVICES	468	6,763,772	6,152,655	366,058.88
8910	ENGINEERING AND ARCHITECTURAL SERVICES	8	341,461	300,369	18,345.67
SERV	TOT. SERVICES	931	20,503,745	15,025,128	912,162.21
9999	NONCLASSIFIABLE ESTABLISHMENTS - (SERVICES)	5	7,376	7,376	456.40
TOT-	TOTAL FOR ALL INDUSTRIES IN THIS LOCATION	2,252	91,698,285	64,345,384	3,887,553.89
TEL-	INTERSTATE TELECOMMUNICATIONS	30	149,749	149,692	6,361.89

* MONTHLY *
* EDITED *

ANALYSIS OF GROSS RECEIPTS TAX BY STANDARD INDUSTRIAL CLASSIFICATION

BUSINESS ACTIVITY REPORTED IN OCTOBER, 1999

LOCATION : 08-000 GRANT COUNTY

SIC CODE		NO. TAX RETURNS	TOTAL REPORTED GROSS RECEIPTS	TAXABLE GROSS RECEIPTS	REPORTED TAX DUE
0100	AGRICULTURAL PRODUCTION				
0700	AGRICULTURAL SERVICES				
AGRI	TOT. AGRICULTURE	5	125,996	90,216	5,243.84
1000	METAL MINING, EXCEPT COPPER, URANIUM, MOLYBDENUM				
1020	COPPER				
MINE	TOT. MINING	3	316,908	316,908	19,823.47
1500	GENERAL BUILDING CONTRACTORS	77	1,778,963	1,626,502	97,777.73
1610	HIGHWAY CONTRACTORS				
1820	NON-BUILDING HEAVY CONTRACTORS, EXCEPT HIGHWAY				
1700	SPECIAL TRADE CONTRACTORS	84	1,744,289	1,343,916	82,256.02
CONS	TOT. CONTRACT CONSTRUCTION	166	4,850,042	4,289,607	256,717.20
2000	FOOD AND KINDRED PRODUCTS, EXCEPT MEAT PRODUCTS				
2700	PRINTING AND PUBLISHING	6	125,821	98,541	6,277.21
2800	CHEMICALS AND ALLIED PRODUCTS				
3200	STONE, CLAY, GLASS, AND CONCRETE PRODUCTS	4	24,692	19,453	1,184.42
3400	PRIMARY METAL INDUST., FABRICATED METAL PRODUCTS				
3500	MACHINERY, EXCEPT ELECTRICAL				
3600	ELECTRICAL MACHINERY, EQUIPMENT AND SUPPLIES	10	27,954	22,073	1,403.90
3700	TRANSPORTATION EQUIPMENT				
3900	MISCELLANEOUS MANUFACTURING	15	103,507	50,977	3,160.98
MFG-	TOT. MANUFACTURING	40	529,186	403,028	24,470.79
4100	LOCAL AND HIGHWAY PASSENGER TRANSPORTATION				
4200	MOTOR FREIGHT TRANS., WAREHOUSING, TRANS. SERVICES	11	172,479	165,849	9,838.23
4500	AIR TRANSPORTATION				
4810	TELEPHONE AND TELEGRAPH COMMUNICATIONS	53	875,033	789,231	47,825.58
4830	RADIO AND TELEVISION BROADCASTING	3	52,092	43,627	2,781.23
4900	ELECTRIC WATER AND SANITARY SERVICE UTILITIES	11	4,516,770	4,216,035	248,143.48
4920	GAS UTILITIES	5	178,123	162,033	10,188.82
TCU-	TOT. TRANSPORTATION, COMMUNICATIONS AND UTILITIES	87	5,920,589	5,484,834	325,058.31
5010	MOTOR VEHICLES AND AUTOMOTIVE EQUIPMENT				
5020	DRUGS, CHEMICALS AND ALLIED PRODUCTS				
5040	GROCERIES AND RELATED PRODUCTS	9	9,697	4,367	276.59
5060	ELECTRICAL GOODS AND HOUSEHOLD APPLIANCES				
5070	HARDWARE, PLUMBING AND HEATING EQUIP. AND SUPPLIES	5	114,854	64,127	4,073.78
5080	MACHINERY, EQUIPMENT AND SUPPLIES	6	392,431	360,553	22,737.58
5090	MISCELLANEOUS WHOLESALERS	47	249,219	197,440	11,645.17
5092	PETROLEUM AND PETROLEUM PRODUCTS	10	573,271	405,358	25,743.00
WHSL	TOT. WHOLESALE TRADE	82	1,429,270	1,058,593	66,180.49

* MONTHLY *
* EDITED *

ANALYSIS OF GROSS RECEIPTS TAX BY STANDARD INDUSTRIAL CLASSIFICATION

BUSINESS ACTIVITY REPORTED IN OCTOBER, 1999

LOCATION : 08-000 GRANT COUNTY

SIC CODE		NO. TAX RETURNS	TOTAL REPORTED GROSS RECEIPTS	TAXABLE GROSS RECEIPTS	REPORTED TAX DUE
5200	BUILDING MATERIALS	4	880,566	536,421	34,132.64
5251	HARDWARE STORES				
5300	GENERAL MERCHANDISE, EXCEPT DEPARTMENT STORES	37	1,073,193	1,023,623	65,018.37
5310	DEPARTMENT STORES	4	198,080	180,802	11,526.09
5400	RETAIL FOOD STORES	16	2,010,135	1,513,539	95,974.87
5510	MOTOR VEHICLE DEALERS	10	523,650	152,348	9,712.18
5540	GASOLINE SERVICE STATIONS	5	202,653	196,218	11,716.03
5592	MOBILE HOME DEALERS				
5599	MISCELLANEOUS VEHICLE AND AUTO ACCESSORY DEALERS	18	1,155,041	840,099	52,575.53
5600	APPAREL AND ACCESSORY STORES	11	295,373	290,403	18,505.76
5700	FURNITURE, HOME FURNISHINGS AND APPLIANCE STORES	13	495,848	492,418	31,347.59
5800	EATING AND DRINKING PLACES	61	1,487,579	1,469,401	92,815.71
5813	LIQUOR DISPENSERS - BY THE DRINK	14	155,937	155,937	9,632.04
5910	DRUG AND PROPRIETARY STORES	6	467,651	39,436	2,514.01
5920	PACKAGE LIQUOR STORES	5	66,416	66,416	4,162.13
5990	MISCELLANEOUS RETAILERS	289	7,778,019	6,963,632	439,822.45
RETL	TOT. RETAIL TRADE	497	17,165,513	14,295,636	902,992.29
6000	BANKS	10	237,740	201,458	12,842.93
6100	CREDIT AGENCIES, EXCEPT BANKS AND S-AND-L ASSOC.	4	4,861	514	32.76
6200	SECURITY AND COMDTY. BROKERS, DELRS., EXCHGS., SERV.	4	31,119	31,119	1,954.35
6300	INSURANCE AGENTS, CARRIERS, BROKERS AND SERVICES	5	27,205	13,989	891.83
6510	REAL EST. OPER-LESR-AGT., ETC., AND TITLE ABSTRACT	17	184,148	135,825	8,456.67
6550	REAL ESTATE SUBDIVIDERS AND DEVELOPERS				
6700	HOLDING AND OTHER INVESTMENT COMPANIES				
FIRE	TOT. FINANCE, INSURANCE AND REAL ESTATE	43	525,325	423,158	26,744.66
7000	HOTELS, MOTELS, TRAILER PARKS AND OTHER LODGING	14	379,256	358,020	22,497.44
7200	PERSONAL SERVICES	58	347,107	339,072	21,573.01
7300	MISCELLANEOUS BUSINESS SERVICES	96	2,104,473	1,698,901	101,959.39
7500	AUTOMOBILE RENTAL, REPAIR AND OTHER SERVICES	39	346,355	311,372	19,375.79
7600	MISCELLANEOUS REPAIR SERVICES	19	395,707	377,509	23,968.49
7900	AMUSEMENT AND RECREATION SERVICES				
8010	PHYSICIANS, DENTISTS AND OTHERS	48	1,860,621	1,524,143	97,155.50
8060	HOSPITALS AND OTHER HEALTH SERVICES	27	628,208	604,760	38,276.95
8100	LEGAL SERVICES	19	250,853	248,264	15,807.51
8200	EDUCATIONAL SERVICES	7	23,051	23,051	1,406.03
8600	NONPROFIT MEMBERSHIP ORGANIZATIONS				
8900	MISCELLANEOUS SERVICES	176	1,999,993	1,540,278	93,497.00
8910	ENGINEERING AND ARCHITECTURAL SERVICES	5	183,563	161,993	10,283.00
SERV	TOT. SERVICES	514	8,628,737	7,254,590	449,955.97
9999	NONCLASSIFIABLE ESTABLISHMENTS - (SERVICES)	4	303,719	253,226	16,135.40

TAXATION AND REVENUE DEPARTMENT
STATE OF NEW MEXICO
COMBINED REVENUE SYSTEM
ANALYSIS OF GROSS RECEIPTS TAX BY STANDARD INDUSTRIAL CLASSIFICATION

* MONTHLY *
* EDITED *

BUSINESS ACTIVITY REPORTED IN OCTOBER, 1999

LOCATION : 08-000 GRANT COUNTY

SIC CODE		NO. TAX RETURNS	TOTAL REPORTED GROSS RECEIPTS	TAXABLE GROSS RECEIPTS	REPORTED TAX DUE
TOT-	TOTAL FOR ALL INDUSTRIES IN THIS LOCATION	1,441	39,795,285	33,869,796	2,093,322.42
TEL-	INTERSTATE TELECOMMUNICATIONS	45	188,804	188,172	7,997.32

* MONTHLY *

ANALYSIS OF GROSS RECEIPTS TAX BY STANDARD INDUSTRIAL CLASSIFICATION

* EDITED *

BUSINESS ACTIVITY REPORTED IN OCTOBER, 1999

LOCATION : 24-000 GUADALUPE COUNTY

SIC CODE		NO. TAX RETURNS	TOTAL REPORTED GROSS RECEIPTS	TAXABLE GROSS RECEIPTS	REPORTED TAX DUE
1500	GENERAL BUILDING CONTRACTORS	17	1,674,744	1,650,238	91,721.72
1610	HIGHWAY CONTRACTORS				
1620	NON-BUILDING HEAVY CONTRACTORS, EXCEPT HIGHWAY				
1700	SPECIAL TRADE CONTRACTORS	13	524,140	31,964	1,719.52
CONS	TOT. CONTRACT CONSTRUCTION	36	4,456,155	3,527,704	194,279.37
2700	PRINTING AND PUBLISHING				
3600	ELECTRICAL MACHINERY, EQUIPMENT AND SUPPLIES				
3700	TRANSPORTATION EQUIPMENT				
3900	MISCELLANEOUS MANUFACTURING				
MFG-	TOT. MANUFACTURING	7	29,068	24,840	1,448.94
4100	LOCAL AND HIGHWAY PASSENGER TRANSPORTATION				
4200	MOTOR FREIGHT TRANS., WAREHOUSING, TRANS. SERVICES	3	104,239	24,126	1,296.79
4810	TELEPHONE AND TELEGRAPH COMMUNICATIONS	24	148,845	137,256	8,141.00
4830	RADIO AND TELEVISION BROADCASTING				
4900	ELECTRIC WATER AND SANITARY SERVICE UTILITIES				
4920	GAS UTILITIES				
TCU-	TOT. TRANSPORTATION, COMMUNICATIONS AND UTILITIES	33	300,799	201,541	11,667.01
5010	MOTOR VEHICLES AND AUTOMOTIVE EQUIPMENT				
5020	DRUGS, CHEMICALS AND ALLIED PRODUCTS				
5040	GROCERIES AND RELATED PRODUCTS				
5070	HARDWARE, PLUMBING AND HEATING EQUIP. AND SUPPLIES				
5080	MACHINERY, EQUIPMENT AND SUPPLIES				
5090	MISCELLANEOUS WHOLESALE	16	166,525	7,206	434.22
5092	PETROLEUM AND PETROLEUM PRODUCTS				
WHSL	TOT. WHOLESALE TRADE	24	577,770	92,013	5,628.36
5200	BUILDING MATERIALS	4	152,282	115,339	7,064.50
5300	GENERAL MERCHANDISE, EXCEPT DEPARTMENT STORES	9	20,776	13,399	810.64
5310	DEPARTMENT STORES				
5400	RETAIL FOOD STORES	7	380,429	372,844	22,697.16
5540	GASOLINE SERVICE STATIONS	13	370,128	356,080	21,481.52
5599	MISCELLANEOUS VEHICLE AND AUTO ACCESSORY DEALERS	4	15,486	14,827	905.76
5600	APPAREL AND ACCESSORY STORES				
5700	FURNITURE, HOME FURNISHINGS AND APPLIANCE STORES				
5800	EATING AND DRINKING PLACES	11	352,981	333,974	20,442.62
5813	LIQUOR DISPENSERS - BY THE DRINK	3	5,508	5,508	315.60
5910	DRUG AND PROPRIETARY STORES				
5920	PACKAGE LIQUOR STORES				
5990	MISCELLANEOUS RETAILERS	44	1,492,603	604,601	36,946.57

TAXATION AND REVENUE DEPARTMENT
STATE OF NEW MEXICO
COMBINED REVENUE SYSTEM
ANALYSIS OF GROSS RECEIPTS TAX BY STANDARD INDUSTRIAL CLASSIFICATION

* MONTHLY *
* EDITED *

BUSINESS ACTIVITY REPORTED IN OCTOBER, 1999

LOCATION : 24-000 GUADALUPE COUNTY

SIC CODE		NO. TAX RETURNS	TOTAL REPORTED GROSS RECEIPTS	TAXABLE GROSS RECEIPTS	REPORTED TAX DUE
RETL	TOT. RETAIL TRADE	101	2,887,184	1,849,497	112,671.41
6000	BANKS				
6300	INSURANCE AGENTS, CARRIERS, BROKERS AND SERVICES				
6700	HOLDING AND OTHER INVESTMENT COMPANIES				
FIRE	TOT. FINANCE, INSURANCE AND REAL ESTATE				
7000	HOTELS, MOTELS, TRAILER PARKS AND OTHER LODGING	20	590,495	590,495	36,082.84
7200	PERSONAL SERVICES	7	8,935	7,790	476.56
7300	MISCELLANEOUS BUSINESS SERVICES	5	41,905	40,443	2,438.14
7500	AUTOMOBILE RENTAL, REPAIR AND OTHER SERVICES	11	168,700	159,236	9,751.29
7600	MISCELLANEOUS REPAIR SERVICES				
7800	MOTION PICTURE THEATERS AND PRODUCTION				
7900	AMUSEMENT AND RECREATION SERVICES				
8010	PHYSICIANS, DENTISTS AND OTHERS				
8060	HOSPITALS AND OTHER HEALTH SERVICES				
8900	MISCELLANEOUS SERVICES	47	893,537	886,406	54,266.05
8910	ENGINEERING AND ARCHITECTURAL SERVICES				
SERV	TOT. SERVICES	100	1,757,069	1,727,344	105,602.02
9999	NONCLASSIFIABLE ESTABLISHMENTS - (SERVICES)				
TOT-	TOTAL FOR ALL INDUSTRIES IN THIS LOCATION	308	10,146,951	7,558,651	439,603.97
TEL-	INTERSTATE TELECOMMUNICATIONS	15	572	451	19.17

* MONTHLY *

ANALYSIS OF GROSS RECEIPTS TAX BY STANDARD INDUSTRIAL CLASSIFICATION

* EDITED *

BUSINESS ACTIVITY REPORTED IN OCTOBER, 1999

LOCATION : 31-000 HARDING COUNTY

SIC CODE		NO. TAX RETURNS	TOTAL REPORTED GROSS RECEIPTS	TAXABLE GROSS RECEIPTS	REPORTED TAX DUE
0100	AGRICULTURAL PRODUCTION				
0700	AGRICULTURAL SERVICES				
AGRI	TOT. AGRICULTURE				
1500	GENERAL BUILDING CONTRACTORS	3	17,908	6,033	322.07
1700	SPECIAL TRADE CONTRACTORS	3	90,103	85,097	5,082.04
CONS	TOT. CONTRACT CONSTRUCTION	6	108,011	91,131	5,404.11
2900	PETROLEUM REFINING AND RELATED INDUSTRIES				
3800	ELECTRICAL MACHINERY, EQUIPMENT AND SUPPLIES				
3900	MISCELLANEOUS MANUFACTURING				
MFG-	TOT. MANUFACTURING	4	5,505	5,505	291.68
4100	LOCAL AND HIGHWAY PASSENGER TRANSPORTATION				
4200	MOTOR FREIGHT TRANS., WAREHOUSING, TRANS. SERVICES				
4810	TELEPHONE AND TELEGRAPH COMMUNICATIONS	10	31,763	28,181	1,566.41
4900	ELECTRIC WATER AND SANITARY SERVICE UTILITIES				
TCU-	TOT. TRANSPORTATION, COMMUNICATIONS AND UTILITIES	14	82,832	78,984	4,285.40
5070	HARDWARE, PLUMBING AND HEATING EQUIP. AND SUPPLIES				
5090	MISCELLANEOUS WHOLESALE	7	2,206	2,016	114.24
5092	PETROLEUM AND PETROLEUM PRODUCTS				
WHSL	TOT. WHOLESALE TRADE	10	279,670	9,230	492.98
5300	GENERAL MERCHANDISE, EXCEPT DEPARTMENT STORES				
5540	GASOLINE SERVICE STATIONS				
5800	EATING AND DRINKING PLACES	19	33,903	33,903	1,906.12
5813	LIQUOR DISPENSERS - BY THE DRINK	5	23,083	23,083	1,255.12
5920	PACKAGE LIQUOR STORES				
5990	MISCELLANEOUS RETAILERS	22	35,280	32,173	1,894.68
RETL	TOT. RETAIL TRADE	52	128,201	117,484	6,771.25
6000	BANKS				
6510	REAL EST. OPER-LESR-AGT., ETC., AND TITLE ABSTRACT				
FIRE	TOT. FINANCE, INSURANCE AND REAL ESTATE				
7200	PERSONAL SERVICES				
7300	MISCELLANEOUS BUSINESS SERVICES				
7500	AUTOMOBILE RENTAL, REPAIR AND OTHER SERVICES				
8900	MISCELLANEOUS SERVICES	11	4,517	4,517	245.74
SERV	TOT. SERVICES	17	10,351	9,820	545.85

TAXATION AND REVENUE DEPARTMENT
STATE OF NEW MEXICO
COMBINED REVENUE SYSTEM
ANALYSIS OF GROSS RECEIPTS TAX BY STANDARD INDUSTRIAL CLASSIFICATION

* MONTHLY *
* EDITED *

BUSINESS ACTIVITY REPORTED IN OCTOBER, 1999

LOCATION : 31-000 HARDING COUNTY

SIC CODE		NO. TAX RETURNS	TOTAL REPORTED GROSS RECEIPTS	TAXABLE GROSS RECEIPTS	REPORTED TAX DUE
TOT-	TOTAL FOR ALL INDUSTRIES IN THIS LOCATION	108	646,995	344,468	19,523.41
TEL-	INTERSTATE TELECOMMUNICATIONS	3	83	75	3.18

STATE OF NEW MEXICO
COMBINED REVENUE SYSTEMRUN DATE: 11/09/99
RUN NUMBER: 499.00* MONTHLY *
* EDITED *

ANALYSIS OF GROSS RECEIPTS TAX BY STANDARD INDUSTRIAL CLASSIFICATION

BUSINESS ACTIVITY REPORTED IN OCTOBER, 1999

LOCATION : 23-000 HIDALGO COUNTY

SIC CODE		NO. TAX RETURNS	TOTAL REPORTED GROSS RECEIPTS	TAXABLE GROSS RECEIPTS	REPORTED TAX DUE
0700	AGRICULTURAL SERVICES				
AGRI	TOT. AGRICULTURE				
1094	URANIUM				
MINE	TOT. MINING				
1500	GENERAL BUILDING CONTRACTORS	20	168,891	161,262	8,934.69
1610	HIGHWAY CONTRACTORS				
1620	NON-BUILDING HEAVY CONTRACTORS, EXCEPT HIGHWAY				
1700	SPECIAL TRADE CONTRACTORS	15	150,928	122,217	6,805.57
CONS	TOT. CONTRACT CONSTRUCTION	38	571,316	521,083	28,511.52
2700	PRINTING AND PUBLISHING	3	16,677	16,677	1,031.87
3600	ELECTRICAL MACHINERY, EQUIPMENT AND SUPPLIES				
3700	TRANSPORTATION EQUIPMENT				
3900	MISCELLANEOUS MANUFACTURING	3	2,470	1,213	75.08
MFG-	TOT. MANUFACTURING	9	34,091	22,382	1,384.90
4100	LOCAL AND HIGHWAY PASSENGER TRANSPORTATION	3	20,961	15,744	844.21
4810	TELEPHONE AND TELEGRAPH COMMUNICATIONS	29	314,191	208,219	12,471.29
4830	RADIO AND TELEVISION BROADCASTING				
4900	ELECTRIC WATER AND SANITARY SERVICE UTILITIES	6	711,051	664,603	36,904.53
4920	GAS UTILITIES				
TCU-	TOT. TRANSPORTATION, COMMUNICATIONS AND UTILITIES	41	1,055,485	896,687	50,656.66
5080	MACHINERY, EQUIPMENT AND SUPPLIES	3	7,353	7,353	407.16
5090	MISCELLANEOUS WHOLESALE	18	1,138,546	89,624	4,900.77
5092	PETROLEUM AND PETROLEUM PRODUCTS	5	405,236	78,199	4,473.87
WHSL	TOT. WHOLESALE TRADE	26	1,551,134	175,177	9,781.80
5200	BUILDING MATERIALS	5	70,375	61,143	3,646.82
5251	HARDWARE STORES				
5252	FARM EQUIPMENT DEALERS				
5300	GENERAL MERCHANDISE, EXCEPT DEPARTMENT STORES	10	137,546	119,016	6,542.45
5310	DEPARTMENT STORES				
5400	RETAIL FOOD STORES	9	612,858	525,672	32,432.62
5510	MOTOR VEHICLE DEALERS	3	77,462	65,189	4,033.59
5540	GASOLINE SERVICE STATIONS	3	1,120,407	209,537	12,965.10
5599	MISCELLANEOUS VEHICLE AND AUTO ACCESSORY DEALERS				
5600	APPAREL AND ACCESSORY STORES				
5700	FURNITURE, HOME FURNISHINGS AND APPLIANCE STORES	3	21,471	21,471	1,328.51
5800	EATING AND DRINKING PLACES	12	1,589,416	720,679	43,661.26
5813	LIQUOR DISPENSERS - BY THE DRINK	4	76,968	76,026	4,128.86
5910	DRUG AND PROPRIETARY STORES				

* MONTHLY *

ANALYSIS OF GROSS RECEIPTS TAX BY STANDARD INDUSTRIAL CLASSIFICATION

* EDITED *

BUSINESS ACTIVITY REPORTED IN OCTOBER, 1999

LOCATION : 23-000 HIDALGO COUNTY

SIC CODE		NO. TAX RETURNS	TOTAL REPORTED GROSS RECEIPTS	TAXABLE GROSS RECEIPTS	REPORTED TAX DUE
5920	PACKAGE LIQUOR STORES	6	139,757	127,922	7,836.85
5990	MISCELLANEOUS RETAILERS	62	176,412	149,779	8,649.26
RETL	TOT. RETAIL TRADE	128	4,435,722	2,200,520	132,779.88
6000	BANKS				
6100	CREDIT AGENCIES, EXCEPT BANKS AND S-AND-L ASSOC.				
6300	INSURANCE AGENTS, CARRIERS, BROKERS AND SERVICES				
6510	REAL EST. OPER-LESR-AGT., ETC., AND TITLE ABSTRACT	6	22,241	10,210	610.89
6700	HOLDING AND OTHER INVESTMENT COMPANIES				
FIRE	TOT. FINANCE, INSURANCE AND REAL ESTATE	10	56,405	44,373	2,724.75
7000	HOTELS, MOTELS, TRAILER PARKS AND OTHER LODGING	9	198,047	192,843	11,873.52
7200	PERSONAL SERVICES	12	27,538	27,538	1,631.14
7300	MISCELLANEOUS BUSINESS SERVICES	10	14,800	14,800	859.11
7500	AUTOMOBILE RENTAL, REPAIR AND OTHER SERVICES	10	126,588	75,838	4,447.72
7600	MISCELLANEOUS REPAIR SERVICES				
7900	AMUSEMENT AND RECREATION SERVICES	3	1,528	1,528	94.18
8010	PHYSICIANS, DENTISTS AND OTHERS	8	21,475	20,652	1,168.28
8060	HOSPITALS AND OTHER HEALTH SERVICES				
8900	MISCELLANEOUS SERVICES	39	496,635	492,832	26,874.13
SERV	TOT. SERVICES	95	896,467	835,886	47,550.13
9393	LOCAL GOVERNMENT - MUNICIPALITIES				
GOVT	TOT. GOVERNMENT				
TOT-	TOTAL FOR ALL INDUSTRIES IN THIS LOCATION	350	8,689,640	4,721,443	274,924.99
TEL-	INTERSTATE TELECOMMUNICATIONS	13	1,410	1,403	59.62

* MONTHLY *

ANALYSIS OF GROSS RECEIPTS TAX BY STANDARD INDUSTRIAL CLASSIFICATION

* EDITED *

BUSINESS ACTIVITY REPORTED IN OCTOBER, 1999

LOCATION : 06-000 LEA COUNTY

SIC CODE		NO. TAX RETURNS	TOTAL REPORTED GROSS RECEIPTS	TAXABLE GROSS RECEIPTS	REPORTED TAX DUE
0100	AGRICULTURAL PRODUCTION	5	47,756	19,553	1,026.55
0700	AGRICULTURAL SERVICES	10	247,401	246,853	14,212.03
AGRI	TOT. AGRICULTURE	15	295,157	266,406	15,238.58
1310	CRUDE PETROL., NATURAL GAS, NATURAL GAS LIQUIDS	3	14,787	11,589	608.42
1381	OIL AND GAS WELL DRILLING	7	1,107,427	1,107,427	58,151.63
1389	OIL AND GAS FIELD SERVICES, EXCEPT DRILLING	158	14,221,736	13,599,587	785,749.17
MINE	TOT. MINING	168	15,343,950	14,718,603	844,509.22
1500	GENERAL BUILDING CONTRACTORS	96	2,424,348	2,144,713	127,005.96
1610	HIGHWAY CONTRACTORS	3	1,087,889	696,412	39,646.12
1620	NON-BUILDING HEAVY CONTRACTORS, EXCEPT HIGHWAY	4	494,497	308,049	16,204.46
1700	SPECIAL TRADE CONTRACTORS	172	3,218,192	2,778,070	157,870.22
CONS	TOT. CONTRACT CONSTRUCTION	275	7,224,926	5,927,244	340,726.76
2000	FOOD AND KINDRED PRODUCTS, EXCEPT MEAT PRODUCTS	3	949,096	83	5.11
2010	MEAT PACKING AND OTHER MEAT PRODUCTS				
2400	LUMBER, WOOD AND PAPER PRODUCTS	8	52,369	14,842	892.21
2700	PRINTING AND PUBLISHING	10	421,295	257,593	15,508.90
2800	PETROLEUM REFINING AND RELATED INDUSTRIES	4	837,953	736,207	39,045.15
3200	STONE, CLAY, GLASS, AND CONCRETE PRODUCTS				
3400	PRIMARY METAL INDUST., FABRICATED METAL PRODUCTS	13	232,701	143,017	8,871.03
3500	MACHINERY, EXCEPT ELECTRICAL	3	217,971	193,465	10,781.27
3600	ELECTRICAL MACHINERY, EQUIPMENT AND SUPPLIES	10	98,235	12,680	768.62
3670	ELECTRONIC COMPONENTS AND ACCESSORIES				
3700	TRANSPORTATION EQUIPMENT				
3800	PROF., SCIENTIF., OPTIC., OTHER PRECIS. INSTRUMTS.				
3900	MISCELLANEOUS MANUFACTURING	26	991,100	118,462	7,134.03
MFG-	TOT. MANUFACTURING	85	3,923,364	1,540,800	86,918.92
4100	LOCAL AND HIGHWAY PASSENGER TRANSPORTATION	6	478,807	227,529	13,762.62
4200	MOTOR FREIGHT TRANS., WAREHOUSING, TRANS. SERVICES	13	474,008	354,218	18,736.04
4500	AIR TRANSPORTATION				
4600	PIPELINE TRANSPORTATION				
4810	TELEPHONE AND TELEGRAPH COMMUNICATIONS	68	614,621	614,483	36,499.69
4830	RADIO AND TELEVISION BROADCASTING	5	134,549	117,353	6,992.82
4900	ELECTRIC WATER AND SANITARY SERVICE UTILITIES	15	5,880,401	5,578,848	309,183.16
4920	GAS UTILITIES	10	741,264	542,219	31,152.36
TCU-	TOT. TRANSPORTATION, COMMUNICATIONS AND UTILITIES	120	8,235,954	7,346,954	411,722.64
5010	MOTOR VEHICLES AND AUTOMOTIVE EQUIPMENT	3	28,344	5,183	305.27
5020	DRUGS, CHEMICALS AND ALLIED PRODUCTS	11	653,819	572,949	31,802.70
5040	GROCERIES AND RELATED PRODUCTS	9	366,734	226,143	13,747.55
5060	ELECTRICAL GOODS AND HOUSEHOLD APPLIANCES	4	569,355	94,210	5,647.37

TAXATION AND REVENUE DEPARTMENT
STATE OF NEW MEXICO
COMBINED REVENUE SYSTEM
ANALYSIS OF GROSS RECEIPTS TAX BY STANDARD INDUSTRIAL CLASSIFICATION

* MONTHLY *
* EDITED *

BUSINESS ACTIVITY REPORTED IN OCTOBER, 1999

LOCATION : 06-000 LEA COUNTY

SIC CODE		NO. TAX RETURNS	TOTAL REPORTED GROSS RECEIPTS	TAXABLE GROSS RECEIPTS	REPORTED TAX DUE
5070	HARDWARE, PLUMBING AND HEATING EQUIP. AND SUPPLIES	6	348,595	190,947	11,457.17
5080	MACHINERY, EQUIPMENT AND SUPPLIES	30	912,745	633,901	37,829.02
5090	MISCELLANEOUS WHOLESALERS	111	1,969,862	921,802	52,587.08
5092	PETROLEUM AND PETROLEUM PRODUCTS	18	34,107,347	1,921,085	107,885.84
WHSL	TOT. WHOLESALE TRADE	192	38,956,801	4,566,220	261,262.00
5200	BUILDING MATERIALS	8	727,837	528,324	31,699.94
5251	HARDWARE STORES				
5300	GENERAL MERCHANDISE, EXCEPT DEPARTMENT STORES	26	486,651	448,345	27,180.92
5310	DEPARTMENT STORES	7	1,213,002	1,106,715	66,390.84
5400	RETAIL FOOD STORES	33	6,154,380	5,238,679	315,836.79
5510	MOTOR VEHICLE DEALERS	9	692,276	523,545	31,412.69
5540	GASOLINE SERVICE STATIONS	13	378,869	367,255	22,032.44
5592	MOBILE HOME DEALERS				
5599	MISCELLANEOUS VEHICLE AND AUTO ACCESSORY DEALERS	19	2,000,740	1,462,473	88,231.28
5600	APPAREL AND ACCESSORY STORES	31	818,996	804,045	48,384.75
5700	FURNITURE, HOME FURNISHINGS AND APPLIANCE STORES	10	303,975	279,509	16,801.69
5800	EATING AND DRINKING PLACES	95	2,707,811	2,666,104	160,492.66
5813	LIQUOR DISPENSERS - BY THE DRINK	27	559,220	548,025	31,666.54
5910	DRUG AND PROPRIETARY STORES	6	1,073,512	319,709	19,185.67
5920	PACKAGE LIQUOR STORES	7	742,606	669,780	39,999.50
5990	MISCELLANEOUS RETAILERS	393	10,388,768	8,045,724	478,826.76
RETL	TOT. RETAIL TRADE	692	28,765,534	23,393,206	1,400,519.54
6000	BANKS	16	583,137	495,158	29,910.51
6100	CREDIT AGENCIES, EXCEPT BANKS AND S-AND-L ASSOC.				
6200	SECUTY. AND COMDTY. BROKERS, DELRS., EXCGS., SERV.	4	29,851	29,851	1,805.20
6300	INSURANCE AGENTS, CARRIERS, BROKERS AND SERVICES	8	50,641	47,679	2,872.35
6510	REAL EST. OPER-LESR-AGT., ETC., AND TITLE ABSTRACT	28	293,625	293,345	17,517.99
6700	HOLDING AND OTHER INVESTMENT COMPANIES				
FIRE	TOT. FINANCE, INSURANCE AND REAL ESTATE	62	997,919	896,616	53,942.10
7000	HOTELS, MOTELS, TRAILER PARKS AND OTHER LODGING	23	361,586	315,046	18,924.52
7200	PERSONAL SERVICES	97	484,346	463,931	27,874.32
7300	MISCELLANEOUS BUSINESS SERVICES	70	2,375,586	1,882,296	109,859.72
7391	COMMERCIAL RESEARCH AND DEVELOPMENT LABORATORIES				
7500	AUTOMOBILE RENTAL, REPAIR AND OTHER SERVICES	77	1,204,304	1,044,666	62,701.03
7600	MISCELLANEOUS REPAIR SERVICES	53	1,423,509	1,082,763	63,972.66
7800	MOTION PICTURE THEATERS AND PRODUCTION				
7900	AMUSEMENT AND RECREATION SERVICES	6	43,611	42,753	2,565.23
8010	PHYSICIANS, DENTISTS AND OTHERS	78	1,664,076	1,558,040	93,139.92
8060	HOSPITALS AND OTHER HEALTH SERVICES	9	156,481	146,979	8,841.56
8100	LEGAL SERVICES	23	560,959	555,430	33,479.26
8200	EDUCATIONAL SERVICES	5	46,149	30,483	1,706.44

* MONTHLY *

ANALYSIS OF GROSS RECEIPTS TAX BY STANDARD INDUSTRIAL CLASSIFICATION

* EDITED *

BUSINESS ACTIVITY REPORTED IN OCTOBER, 1999

LOCATION : 06-000 LEA COUNTY

SIC CODE		NO. TAX RETURNS	TOTAL REPORTED GROSS RECEIPTS	TAXABLE GROSS RECEIPTS	REPORTED TAX DUE
8600	NONPROFIT MEMBERSHIP ORGANIZATIONS				
8900	MISCELLANEOUS SERVICES	550	9,114,843	7,818,771	456,769.28
8910	ENGINEERING AND ARCHITECTURAL SERVICES	7	60,302	59,145	3,375.77
SERV	TOT. SERVICES	1,003	17,582,012	15,081,255	888,070.98
9300	LOCAL GOVERNMENT - COUNTIES				
GOVT	TOT. GOVERNMENT				
9999	NONCLASSIFIABLE ESTABLISHMENTS - (SERVICES)				
TOT-	TOTAL FOR ALL INDUSTRIES IN THIS LOCATION	2,618	121,373,509	73,784,349	4,305,563.77
TEL-	INTERSTATE TELECOMMUNICATIONS	56	78,856	78,847	3,351.00

TAXATION AND REVENUE DEPARTMENT
STATE OF NEW MEXICO
COMBINED REVENUE SYSTEM
ANALYSIS OF GROSS RECEIPTS TAX BY STANDARD INDUSTRIAL CLASSIFICATION

* MONTHLY *
* EDITED *

BUSINESS ACTIVITY REPORTED IN OCTOBER, 1999

LOCATION : 26-000 LINCOLN COUNTY

SIC CODE		NO. TAX RETURNS	TOTAL REPORTED GROSS RECEIPTS	TAXABLE GROSS RECEIPTS	REPORTED TAX DUE
0100	AGRICULTURAL PRODUCTION				
0700	AGRICULTURAL SERVICES				
0800	FORESTRY AND FISHERIES				
AGRI	TOT. AGRICULTURE				
1389	OIL AND GAS FIELD SERVICES, EXCEPT DRILLING				
MINE	TOT. MINING				
1500	GENERAL BUILDING CONTRACTORS	132	2,685,307	2,315,688	138,678.90
1610	HIGHWAY CONTRACTORS				
1620	NON-BUILDING HEAVY CONTRACTORS, EXCEPT HIGHWAY				
1700	SPECIAL TRADE CONTRACTORS	128	1,793,123	1,161,820	73,996.90
CONS	TOT. CONTRACT CONSTRUCTION	266	6,555,825	5,334,269	318,535.36
2400	LUMBER, WOOD AND PAPER PRODUCTS				
2700	PRINTING AND PUBLISHING	3	211,500	124,410	8,630.97
3200	STONE, CLAY, GLASS, AND CONCRETE PRODUCTS	3	15,374	8,956	566.64
3600	ELECTRICAL MACHINERY, EQUIPMENT AND SUPPLIES	11	10,151	7,752	525.54
3700	TRANSPORTATION EQUIPMENT				
3900	MISCELLANEOUS MANUFACTURING	31	864,726	95,355	6,502.39
MFG-	TOT. MANUFACTURING	52	1,158,669	261,347	17,803.92
4100	LOCAL AND HIGHWAY PASSENGER TRANSPORTATION	6	39,863	36,719	1,958.74
4200	MOTOR FREIGHT TRANS., WAREHOUSING, TRANS. SERVICES	5	89,120	45,247	2,543.96
4810	TELEPHONE AND TELEGRAPH COMMUNICATIONS	63	68,480	65,821	4,090.34
4830	RADIO AND TELEVISION BROADCASTING	12	345,748	345,116	22,029.57
4900	ELECTRIC WATER AND SANITARY SERVICE UTILITIES	16	1,349,574	1,222,811	73,965.22
4920	GAS UTILITIES	6	42,736	33,319	1,948.08
TCU-	TOT. TRANSPORTATION, COMMUNICATIONS AND UTILITIES	108	1,935,519	1,749,033	106,535.91
5010	MOTOR VEHICLES AND AUTOMOTIVE EQUIPMENT				
5020	DRUGS, CHEMICALS AND ALLIED PRODUCTS	3	1,043	1,026	65.38
5040	GROCERIES AND RELATED PRODUCTS	7	579,969	36,524	2,440.52
5070	HARDWARE, PLUMBING AND HEATING EQUIP. AND SUPPLIES				
5080	MACHINERY, EQUIPMENT AND SUPPLIES	4	27,802	27,802	1,918.91
5090	MISCELLANEOUS WHOLESALERS	53	362,097	161,915	8,817.50
5092	PETROLEUM AND PETROLEUM PRODUCTS	3	79,101	79,101	4,928.41
WHSL	TOT. WHOLESALE TRADE	73	1,270,856	385,401	23,303.01
5200	BUILDING MATERIALS				
5251	HARDWARE STORES	7	319,145	219,999	15,126.11
5300	GENERAL MERCHANDISE, EXCEPT DEPARTMENT STORES	20	222,397	179,951	10,777.96
5310	DEPARTMENT STORES	6	151,554	141,688	9,824.93
5400	RETAIL FOOD STORES	20	1,847,773	1,788,073	121,854.20

STATE OF NEW MEXICO
COMBINED REVENUE SYSTEM

RUN DATE: 11/09/99

RUN NUMBER: 499.00

* MONTHLY *
* EDITED *

ANALYSIS OF GROSS RECEIPTS TAX BY STANDARD INDUSTRIAL CLASSIFICATION

BUSINESS ACTIVITY REPORTED IN OCTOBER, 1999

LOCATION : 26-000 LINCOLN COUNTY

SIC CODE		NO. TAX RETURNS	TOTAL REPORTED GROSS RECEIPTS	TAXABLE GROSS RECEIPTS	REPORTED TAX DUE
5510	MOTOR VEHICLE DEALERS	5	347,736	223,110	14,832.25
5540	GASOLINE SERVICE STATIONS	11	483,080	200,934	12,779.54
5599	MISCELLANEOUS VEHICLE AND AUTO ACCESSORY DEALERS	7	458,076	385,029	24,972.85
5600	APPAREL AND ACCESSORY STORES	16	313,549	310,464	21,527.40
5700	FURNITURE, HOME FURNISHINGS AND APPLIANCE STORES	18	340,919	315,750	19,622.69
5800	EATING AND DRINKING PLACES	87	2,686,120	2,674,064	176,880.96
5813	LIQUOR DISPENSERS - BY THE DRINK	7	247,147	247,147	13,294.49
5910	DRUG AND PROPRIETARY STORES				
5920	PACKAGE LIQUOR STORES	4	1,115,667	1,067,478	74,056.29
5990	MISCELLANEOUS RETAILERS	314	7,663,142	6,387,928	390,831.35
RETL	TOT. RETAIL TRADE	525	18,089,845	15,035,353	966,701.61
6000	BANKS	13	818,511	249,980	17,076.28
6100	CREDIT AGENCIES, EXCEPT BANKS AND S-AND-L ASSOC.				
6120	SAVINGS AND LOAN ASSOCIATIONS				
6200	SECUTY. AND COMDTY. BROKERS, DELRS., EXCGS., SERV.				
6300	INSURANCE AGENTS, CARRIERS, BROKERS AND SERVICES	7	113,649	112,474	7,366.90
6510	REAL EST. OPER-LESR-AGT., ETC., AND TITLE ABSTRACT	46	1,146,805	1,025,197	63,890.79
6550	REAL ESTATE SUBDIVIDERS AND DEVELOPERS	3	17,321	17,321	1,118.13
6700	HOLDING AND OTHER INVESTMENT COMPANIES	4	37,858	32,502	1,979.53
FIRE	TOT. FINANCE, INSURANCE AND REAL ESTATE	78	2,163,371	1,460,914	93,047.20
7000	HOTELS, MOTELS, TRAILER PARKS AND OTHER LODGING	68	1,207,630	1,131,997	75,035.32
7200	PERSONAL SERVICES	59	300,758	297,373	19,569.41
7300	MISCELLANEOUS BUSINESS SERVICES	67	1,540,551	1,511,659	91,658.89
7500	AUTOMOBILE RENTAL, REPAIR AND OTHER SERVICES	23	173,897	162,743	10,429.22
7600	MISCELLANEOUS REPAIR SERVICES	16	104,195	76,041	4,691.90
7900	AMUSEMENT AND RECREATION SERVICES	5	83,673	83,673	5,183.24
8010	PHYSICIANS, DENTISTS AND OTHERS	35	483,334	463,192	31,367.50
8060	HOSPITALS AND OTHER HEALTH SERVICES	8	273,211	273,110	18,879.44
8100	LEGAL SERVICES	26	501,644	495,670	34,369.13
8200	EDUCATIONAL SERVICES				
8600	NONPROFIT MEMBERSHIP ORGANIZATIONS				
8900	MISCELLANEOUS SERVICES	321	1,745,122	1,442,874	88,881.27
8910	ENGINEERING AND ARCHITECTURAL SERVICES	6	213,816	186,051	11,078.32
SERV	TOT. SERVICES	638	6,644,584	6,141,135	392,202.83
9100	FEDERAL GOVERNMENT - ALL OTHER				
9393	LOCAL GOVERNMENT - MUNICIPALITIES				
GOVT	TOT. GOVERNMENT	6	43,411	43,411	2,776.22
9999	NONCLASSIFIABLE ESTABLISHMENTS - (SERVICES)	6	72,699	70,156	4,063.68

TAXATION AND REVENUE DEPARTMENT
STATE OF NEW MEXICO
COMBINED REVENUE SYSTEM
ANALYSIS OF GROSS RECEIPTS TAX BY STANDARD INDUSTRIAL CLASSIFICATION

* MONTHLY *
* EDITED *

BUSINESS ACTIVITY REPORTED IN OCTOBER, 1999

LOCATION : 26-000 LINCOLN COUNTY

SIC CODE		NO. TAX RETURNS	TOTAL REPORTED GROSS RECEIPTS	TAXABLE GROSS RECEIPTS	REPORTED TAX DUE
TOT-	TOTAL FOR ALL INDUSTRIES IN THIS LOCATION	1,759	38,073,436	30,601,910	1,931,976.50
TEL-	INTERSTATE TELECOMMUNICATIONS	35	20,056	19,916	846.41

* MONTHLY *

ANALYSIS OF GROSS RECEIPTS TAX BY STANDARD INDUSTRIAL CLASSIFICATION

* EDITED *

BUSINESS ACTIVITY REPORTED IN OCTOBER, 1999

LOCATION : 32-000 LOS ALAMOS COUNTY

SIC CODE		NO. TAX RETURNS	TOTAL REPORTED GROSS RECEIPTS	TAXABLE GROSS RECEIPTS	REPORTED TAX DUE
0100	AGRICULTURAL PRODUCTION				
0700	AGRICULTURAL SERVICES				
AGRI	TOT. AGRICULTURE	5	37,127	36,263	2,198.46
1000	METAL MINING, EXCEPT COPPER, URANIUM, MOLYBDENUM				
1381	OIL AND GAS WELL DRILLING				
MINE	TOT. MINING				
1500	GENERAL BUILDING CONTRACTORS	54	4,040,691	3,560,219	215,838.25
1610	HIGHWAY CONTRACTORS				
1620	NON-BUILDING HEAVY CONTRACTORS, EXCEPT HIGHWAY				
1700	SPECIAL TRADE CONTRACTORS	89	4,418,626	1,516,698	91,949.83
CONS	TOT. CONTRACT CONSTRUCTION	148	9,564,116	6,167,389	373,897.95
2300	APPAREL AND TEXTILE MILL PRODUCTS				
2400	LUMBER, WOOD AND PAPER PRODUCTS				
2700	PRINTING AND PUBLISHING				
3200	STONE, CLAY, GLASS, AND CONCRETE PRODUCTS	3	253,391	98,679	5,982.43
3500	MACHINERY, EXCEPT ELECTRICAL	3	200,820	6,905	418.59
3600	ELECTRICAL MACHINERY, EQUIPMENT AND SUPPLIES	3	738,405	19,475	1,180.68
3670	ELECTRONIC COMPONENTS AND ACCESSORIES				
3900	MISCELLANEOUS MANUFACTURING	14	72,506	39,340	2,384.34
MFG-	TOT. MANUFACTURING	29	1,657,912	297,982	18,064.48
4200	MOTOR FREIGHT TRANS., WAREHOUSING, TRANS. SERVICES				
4500	AIR TRANSPORTATION				
4810	TELEPHONE AND TELEGRAPH COMMUNICATIONS	23	455,995	453,825	27,497.67
4900	ELECTRIC WATER AND SANITARY SERVICE UTILITIES				
4920	GAS UTILITIES				
TCU-	TOT. TRANSPORTATION, COMMUNICATIONS AND UTILITIES	28	731,164	467,909	28,351.50
5020	DRUGS, CHEMICALS AND ALLIED PRODUCTS				
5040	GROCERIES AND RELATED PRODUCTS	4	1,279	1,239	75.10
5060	ELECTRICAL GOODS AND HOUSEHOLD APPLIANCES	4	1,571,080	36,133	2,190.56
5070	HARDWARE, PLUMBING AND HEATING EQUIP. AND SUPPLIES	5	770,172	73,861	4,477.81
5080	MACHINERY, EQUIPMENT AND SUPPLIES	5	7,630	5,538	335.77
5090	MISCELLANEOUS WHOLESALE	33	1,644,152	480,948	29,157.45
5092	PETROLEUM AND PETROLEUM PRODUCTS				
WHSL	TOT. WHOLESALE TRADE	54	4,287,422	851,983	51,651.47
5300	GENERAL MERCHANDISE, EXCEPT DEPARTMENT STORES	10	261,675	256,795	15,568.22
5310	DEPARTMENT STORES				
5400	RETAIL FOOD STORES	14	3,325,462	2,967,252	179,889.65
5540	GASOLINE SERVICE STATIONS	4	56,059	50,791	3,061.80

TAXATION AND REVENUE DEPARTMENT
STATE OF NEW MEXICO
COMBINED REVENUE SYSTEM
ANALYSIS OF GROSS RECEIPTS TAX BY STANDARD INDUSTRIAL CLASSIFICATION

* MONTHLY *
* EDITED *

BUSINESS ACTIVITY REPORTED IN OCTOBER, 1999

LOCATION : 32-000 LOS ALAMOS COUNTY

SIC CODE		NO. TAX RETURNS	TOTAL REPORTED GROSS RECEIPTS	TAXABLE GROSS RECEIPTS	REPORTED TAX DUE
5599	MISCELLANEOUS VEHICLE AND AUTO ACCESSORY DEALERS				
5600	APPAREL AND ACCESSORY STORES	5	110,227	97,814	5,929.99
5700	FURNITURE, HOME FURNISHINGS AND APPLIANCE STORES				
5800	EATING AND DRINKING PLACES	32	1,142,506	1,139,904	69,106.68
5813	LIQUOR DISPENSERS - BY THE DRINK	3	26,295	26,295	1,594.14
5910	DRUG AND PROPRIETARY STORES				
5920	PACKAGE LIQUOR STORES				
5990	MISCELLANEOUS RETAILERS	122	2,019,380	919,866	55,585.85
RETL	TOT. RETAIL TRADE	199	7,547,105	5,908,837	358,024.86
6000	BANKS	3	446,015	68,607	4,159.31
6100	CREDIT AGENCIES, EXCEPT BANKS AND S-AND-L ASSOC.				
6200	SECUTY. AND COMDTY. BROKERS, DELRS., EXCGS., SERV.				
6300	INSURANCE AGENTS, CARRIERS, BROKERS AND SERVICES				
6510	REAL EST. OPER-LESR-AGT., ETC., AND TITLE ABSTRACT	21	655,973	479,775	29,086.36
6550	REAL ESTATE SUBDIVIDERS AND DEVELOPERS	3	1,750,026	637,363	38,640.11
FIRE	TOT. FINANCE, INSURANCE AND REAL ESTATE	31	2,862,094	1,195,825	72,496.92
7000	HOTELS, MOTELS, TRAILER PARKS AND OTHER LODGING	10	595,764	595,764	36,118.21
7200	PERSONAL SERVICES	50	235,804	228,527	13,792.20
7300	MISCELLANEOUS BUSINESS SERVICES	62	7,968,143	5,433,927	329,431.84
7391	COMMERCIAL RESEARCH AND DEVELOPMENT LABORATORIES	5	506,888	370,552	22,464.74
7500	AUTOMOBILE RENTAL, REPAIR AND OTHER SERVICES	13	370,291	339,160	20,578.95
7600	MISCELLANEOUS REPAIR SERVICES	5	36,891	13,255	803.61
7900	AMUSEMENT AND RECREATION SERVICES				
8010	PHYSICIANS, DENTISTS AND OTHERS	41	1,302,442	1,274,262	77,252.14
8060	HOSPITALS AND OTHER HEALTH SERVICES	12	416,115	413,821	25,087.88
8100	LEGAL SERVICES	6	61,308	61,308	3,716.78
8200	EDUCATIONAL SERVICES	4	109,051	109,051	6,611.23
8600	NONPROFIT MEMBERSHIP ORGANIZATIONS				
8900	MISCELLANEOUS SERVICES	180	26,672,598	25,518,343	1,547,041.76
8910	ENGINEERING AND ARCHITECTURAL SERVICES	22	4,941,653	4,334,789	262,796.60
SERV	TOT. SERVICES	415	43,251,438	38,703,472	2,346,345.40
9300	LOCAL GOVERNMENT - COUNTIES				
GOVT	TOT. GOVERNMENT				
9999	NONCLASSIFIABLE ESTABLISHMENTS - (SERVICES)				
TOT-	TOTAL FOR ALL INDUSTRIES IN THIS LOCATION	914	72,394,543	54,338,469	3,294,002.61
TEL-	INTERSTATE TELECOMMUNICATIONS	20	410,601	410,161	17,431.83

* MONTHLY *

ANALYSIS OF GROSS RECEIPTS TAX BY STANDARD INDUSTRIAL CLASSIFICATION

* EDITED *

BUSINESS ACTIVITY REPORTED IN OCTOBER, 1999

LOCATION : 19-000 LUNA COUNTY

SIC CODE		NO. TAX RETURNS	TOTAL REPORTED GROSS RECEIPTS	TAXABLE GROSS RECEIPTS	REPORTED TAX DUE
0100	AGRICULTURAL PRODUCTION				
0700	AGRICULTURAL SERVICES				
AGRI	TOT. AGRICULTURE				
1500	GENERAL BUILDING CONTRACTORS	49	1,726,866	1,657,950	100,250.22
1610	HIGHWAY CONTRACTORS				
1620	NON-BUILDING HEAVY CONTRACTORS, EXCEPT HIGHWAY				
1700	SPECIAL TRADE CONTRACTORS	36	700,483	596,236	36,274.21
CONS	TOT. CONTRACT CONSTRUCTION	91	2,793,692	2,618,679	158,863.30
2000	FOOD AND KINDRED PRODUCTS, EXCEPT MEAT PRODUCTS	7	7,245,538	164,940	9,719.22
2400	LUMBER, WOOD AND PAPER PRODUCTS	5	13,754	2,801	176.81
2700	PRINTING AND PUBLISHING	7	187,861	134,326	8,479.36
3200	STONE, CLAY, GLASS, AND CONCRETE PRODUCTS				
3400	PRIMARY METAL INDUST., FABRICATED METAL PRODUCTS				
3500	MACHINERY, EXCEPT ELECTRICAL				
3600	ELECTRICAL MACHINERY, EQUIPMENT AND SUPPLIES	3	33,901	10,732	670.62
3700	TRANSPORTATION EQUIPMENT	3	203,590	16,500	997.67
3900	MISCELLANEOUS MANUFACTURING	13	1,220,067	29,774	1,793.45
MFG-	TOT. MANUFACTURING	42	8,950,972	385,330	23,496.23
4100	LOCAL AND HIGHWAY PASSENGER TRANSPORTATION				
4200	MOTOR FREIGHT TRANS., WAREHOUSING, TRANS. SERVICES	8	189,664	29,580	1,730.30
4810	TELEPHONE AND TELEGRAPH COMMUNICATIONS	31	448,733	431,407	26,219.93
4830	RADIO AND TELEVISION BROADCASTING	3	18,015	13,623	859.93
4900	ELECTRIC WATER AND SANITARY SERVICE UTILITIES	9	1,196,018	1,103,098	65,291.16
4920	GAS UTILITIES				
TCU-	TOT. TRANSPORTATION, COMMUNICATIONS AND UTILITIES	55	1,977,747	1,683,954	100,145.26
5010	MOTOR VEHICLES AND AUTOMOTIVE EQUIPMENT				
5020	DRUGS, CHEMICALS AND ALLIED PRODUCTS				
5040	GROCERIES AND RELATED PRODUCTS	7	922,026	105,113	6,515.80
5060	ELECTRICAL GOODS AND HOUSEHOLD APPLIANCES				
5070	HARDWARE, PLUMBING AND HEATING EQUIP. AND SUPPLIES				
5080	MACHINERY, EQUIPMENT AND SUPPLIES	7	342,505	118,598	6,939.81
5090	MISCELLANEOUS WHOLESALERS	24	126,489	107,273	6,669.16
5092	PETROLEUM AND PETROLEUM PRODUCTS	7	587,002	351,837	20,604.48
WHSL	TOT. WHOLESALE TRADE	50	2,052,107	709,488	42,412.19
5200	BUILDING MATERIALS	4	374,611	229,037	14,213.62
5251	HARDWARE STORES				
5300	GENERAL MERCHANDISE, EXCEPT DEPARTMENT STORES	15	2,096,431	1,874,448	118,218.23
5310	DEPARTMENT STORES	5	1,325,604	1,181,617	74,589.91

* MONTHLY *
* EDITED *

ANALYSIS OF GROSS RECEIPTS TAX BY STANDARD INDUSTRIAL CLASSIFICATION

BUSINESS ACTIVITY REPORTED IN OCTOBER, 1999

LOCATION : 19-000 LUNA COUNTY

SIC CODE		NO. TAX RETURNS	TOTAL REPORTED GROSS RECEIPTS	TAXABLE GROSS RECEIPTS	REPORTED TAX DUE
5400	RETAIL FOOD STORES	17	905,189	769,265	48,588.06
5510	MOTOR VEHICLE DEALERS	9	312,435	217,477	13,309.75
5540	GASOLINE SERVICE STATIONS	12	531,854	261,529	16,397.07
5592	MOBILE HOME DEALERS				
5599	MISCELLANEOUS VEHICLE AND AUTO ACCESSORY DEALERS	9	563,274	423,837	26,710.43
5600	APPAREL AND ACCESSORY STORES	7	124,007	124,007	7,827.93
5700	FURNITURE, HOME FURNISHINGS AND APPLIANCE STORES	7	293,510	290,285	18,324.21
5800	EATING AND DRINKING PLACES	27	1,510,233	1,508,680	95,235.45
5813	LIQUOR DISPENSERS - BY THE DRINK	10	350,662	350,662	22,113.56
5910	DRUG AND PROPRIETARY STORES	4	476,189	142,671	9,006.09
5990	MISCELLANEOUS RETAILERS	164	1,370,898	1,278,934	79,094.12
RETL	TOT. RETAIL TRADE	293	10,439,043	8,852,355	556,248.88
6000	BANKS	3	116,218	99,792	6,299.36
6100	CREDIT AGENCIES, EXCEPT BANKS AND S-AND-L ASSOC.	5	8,075	4,156	262.33
6200	SECUTY. AND COMDTY. BROKERS, DELRS., EXCGS., SERV.				
6300	INSURANCE AGENTS, CARRIERS, BROKERS AND SERVICES				
6510	REAL EST. OPER-LESR-AGT., ETC., AND TITLE ABSTRACT	14	93,552	86,768	5,409.22
6700	HOLDING AND OTHER INVESTMENT COMPANIES	6	10,691	9,591	589.02
FIRE	TOT. FINANCE, INSURANCE AND REAL ESTATE	31	237,724	209,494	13,139.92
7000	HOTELS, MOTELS, TRAILER PARKS AND OTHER LODGING	30	398,445	348,871	21,974.92
7200	PERSONAL SERVICES	29	245,682	226,473	14,283.32
7300	MISCELLANEOUS BUSINESS SERVICES	52	1,230,010	732,863	44,581.43
7500	AUTOMOBILE RENTAL, REPAIR AND OTHER SERVICES	47	756,703	608,562	37,446.88
7600	MISCELLANEOUS REPAIR SERVICES	18	112,796	102,328	5,981.40
7900	AMUSEMENT AND RECREATION SERVICES	4	8,166	8,166	515.47
8010	PHYSICIANS, DENTISTS AND OTHERS	31	595,503	525,681	33,183.58
8060	HOSPITALS AND OTHER HEALTH SERVICES	14	1,522,925	936,081	59,090.09
8100	LEGAL SERVICES	5	88,609	88,134	5,563.44
8200	EDUCATIONAL SERVICES				
8900	MISCELLANEOUS SERVICES	104	1,345,563	1,220,213	71,563.56
8910	ENGINEERING AND ARCHITECTURAL SERVICES				
SERV	TOT. SERVICES	337	6,338,801	4,831,772	296,355.60
9393	LOCAL GOVERNMENT - MUNICIPALITIES				
GOVT	TOT. GOVERNMENT				
TOT-	TOTAL FOR ALL INDUSTRIES IN THIS LOCATION	903	32,964,880	19,413,738	1,198,362.12
TEL-	INTERSTATE TELECOMMUNICATIONS	21	94,796	94,691	4,024.38

* MONTHLY *

ANALYSIS OF GROSS RECEIPTS TAX BY STANDARD INDUSTRIAL CLASSIFICATION

* EDITED *

BUSINESS ACTIVITY REPORTED IN OCTOBER, 1999

LOCATION : 13-000 MCKINLEY COUNTY

SIC CODE		NO. TAX RETURNS	TOTAL REPORTED GROSS RECEIPTS	TAXABLE GROSS RECEIPTS	REPORTED TAX DUE
0700	AGRICULTURAL SERVICES				
AGRI	TOT. AGRICULTURE				
1094	URANIUM				
MINE	TOT. MINING				
1500	GENERAL BUILDING CONTRACTORS	52	4,553,121	3,796,714	232,430.47
1610	HIGHWAY CONTRACTORS	6	2,163,513	1,921,021	113,300.23
1620	NON-BUILDING HEAVY CONTRACTORS, EXCEPT HIGHWAY	5	356,779	179,681	10,909.98
1700	SPECIAL TRADE CONTRACTORS	79	2,410,423	1,418,390	85,867.15
CONS	TOT. CONTRACT CONSTRUCTION	142	9,483,836	7,315,806	442,507.83
2000	FOOD AND KINDRED PRODUCTS, EXCEPT MEAT PRODUCTS				
2400	LUMBER, WOOD AND PAPER PRODUCTS	3	27,390	26,599	1,562.71
2700	PRINTING AND PUBLISHING	4	594,457	237,339	14,982.04
2900	PETROLEUM REFINING AND RELATED INDUSTRIES	3	1,663,834	1,375,047	81,900.24
3200	STONE, CLAY, GLASS, AND CONCRETE PRODUCTS				
3400	PRIMARY METAL INDUST., FABRICATED METAL PRODUCTS				
3600	ELECTRICAL MACHINERY, EQUIPMENT AND SUPPLIES	4	40,886	21,153	1,321.41
3700	TRANSPORTATION EQUIPMENT				
3900	MISCELLANEOUS MANUFACTURING	41	1,807,717	79,278	4,910.31
MFG-	TOT. MANUFACTURING	60	4,574,349	1,807,419	108,964.47
4100	LOCAL AND HIGHWAY PASSENGER TRANSPORTATION				
4200	MOTOR FREIGHT TRANS., WAREHOUSING, TRANS. SERVICES	7	48,303	18,567	1,157.29
4500	AIR TRANSPORTATION				
4810	TELEPHONE AND TELEGRAPH COMMUNICATIONS	33	699,157	696,875	43,147.63
4830	RADIO AND TELEVISION BROADCASTING	7	436,407	380,314	23,886.83
4900	ELECTRIC WATER AND SANITARY SERVICE UTILITIES	9	2,435,261	2,043,950	120,082.08
4920	GAS UTILITIES	3	339,817	271,268	16,989.67
TCU-	TOT. TRANSPORTATION, COMMUNICATIONS AND UTILITIES	63	4,150,596	3,450,864	207,666.96
5010	MOTOR VEHICLES AND AUTOMOTIVE EQUIPMENT	7	526,155	80,130	5,058.19
5020	DRUGS, CHEMICALS AND ALLIED PRODUCTS				
5040	GROCERIES AND RELATED PRODUCTS	10	2,076,596	193,782	12,232.28
5060	ELECTRICAL GOODS AND HOUSEHOLD APPLIANCES				
5070	HARDWARE, PLUMBING AND HEATING EQUIP. AND SUPPLIES	5	32,639	23,207	1,461.88
5080	MACHINERY, EQUIPMENT AND SUPPLIES	5	38,637	12,589	794.66
5090	MISCELLANEOUS WHOLESALE	85	7,206,955	591,460	36,931.84
5092	PETROLEUM AND PETROLEUM PRODUCTS	4	8,392,303	1,828,365	107,465.79
WHSL	TOT. WHOLESALE TRADE	121	18,443,489	2,792,536	167,921.79
5200	BUILDING MATERIALS				
5251	HARDWARE STORES				

* MONTHLY *
* EDITED *

ANALYSIS OF GROSS RECEIPTS TAX BY STANDARD INDUSTRIAL CLASSIFICATION

BUSINESS ACTIVITY REPORTED IN OCTOBER, 1999

LOCATION : 13-000 MCKINLEY COUNTY

SIC CODE		NO. TAX RETURNS	TOTAL REPORTED GROSS RECEIPTS	TAXABLE GROSS RECEIPTS	REPORTED TAX DUE
5252	FARM EQUIPMENT DEALERS				
5300	GENERAL MERCHANDISE, EXCEPT DEPARTMENT STORES	18	987,628	585,735	34,962.70
5310	DEPARTMENT STORES	6	1,332,797	1,304,882	82,360.74
5400	RETAIL FOOD STORES	28	5,555,183	4,773,076	297,721.52
5510	MOTOR VEHICLE DEALERS	11	1,640,600	1,327,911	83,811.02
5540	GASOLINE SERVICE STATIONS	16	1,246,850	1,009,267	60,992.87
5592	MOBILE HOME DEALERS	5	607,281	143,447	8,932.79
5599	MISCELLANEOUS VEHICLE AND AUTO ACCESSORY DEALERS	20	1,633,686	1,382,868	87,051.27
5600	APPAREL AND ACCESSORY STORES	17	1,149,719	1,141,830	72,076.43
5700	FURNITURE, HOME FURNISHINGS AND APPLIANCE STORES	10	604,702	327,815	20,693.33
5800	EATING AND DRINKING PLACES	68	3,160,888	3,122,444	195,659.74
5813	LIQUOR DISPENSERS - BY THE DRINK	19	1,044,922	1,044,580	64,092.66
5910	DRUG AND PROPRIETARY STORES				
5920	PACKAGE LIQUOR STORES	6	108,875	108,875	6,607.99
5990	MISCELLANEOUS RETAILERS	277	36,796,080	28,576,704	1,722,950.15
RETL	TOT. RETAIL TRADE	506	59,209,331	46,541,196	2,844,705.71
6000	BANKS	8	405,998	365,543	23,064.64
6100	CREDIT AGENCIES, EXCEPT BANKS AND S-AND-L ASSOC.	8	40,354	3,659	229.23
6120	SAVINGS AND LOAN ASSOCIATIONS				
6200	SECUTY. AND COMDTY. BROKERS, DELRS., EXCGS., SERV.				
6300	INSURANCE AGENTS, CARRIERS, BROKERS AND SERVICES	6	17,577	14,711	922.82
6510	REAL EST. OPER-LESR-AGT., ETC., AND TITLE ABSTRACT	20	295,146	188,030	11,767.61
6700	HOLDING AND OTHER INVESTMENT COMPANIES	6	79,504	26,184	1,652.85
FIRE	TOT. FINANCE, INSURANCE AND REAL ESTATE	51	864,319	598,992	37,691.83
7000	HOTELS, MOTELS, TRAILER PARKS AND OTHER LODGING	36	1,273,200	1,271,780	80,264.95
7200	PERSONAL SERVICES	68	874,872	803,531	50,092.11
7300	MISCELLANEOUS BUSINESS SERVICES	69	682,177	624,950	39,185.14
7500	AUTOMOBILE RENTAL, REPAIR AND OTHER SERVICES	49	797,809	687,826	43,039.37
7600	MISCELLANEOUS REPAIR SERVICES	16	375,783	357,453	22,139.31
7800	MOTION PICTURE THEATERS AND PRODUCTION				
7900	AMUSEMENT AND RECREATION SERVICES	7	130,055	101,785	6,306.16
8010	PHYSICIANS, DENTISTS AND OTHERS	28	629,182	597,865	37,825.87
8060	HOSPITALS AND OTHER HEALTH SERVICES	5	65,418	65,418	4,129.51
8100	LEGAL SERVICES	15	327,122	321,698	20,256.28
8200	EDUCATIONAL SERVICES	4	45,714	45,714	2,853.96
8600	NONPROFIT MEMBERSHIP ORGANIZATIONS				
8900	MISCELLANEOUS SERVICES	208	6,428,978	2,604,469	162,524.34
8910	ENGINEERING AND ARCHITECTURAL SERVICES				
SERV	TOT. SERVICES	510	11,733,399	7,585,580	475,124.57
9200	STATE GOVT. - EXCLUDE EDUCATION AND INSTITUTIONS				
9393	LOCAL GOVERNMENT - MUNICIPALITIES				

TAXATION AND REVENUE DEPARTMENT
STATE OF NEW MEXICO
COMBINED REVENUE SYSTEM* MONTHLY *
* EDITED *

ANALYSIS OF GROSS RECEIPTS TAX BY STANDARD INDUSTRIAL CLASSIFICATION

BUSINESS ACTIVITY REPORTED IN OCTOBER, 1999

LOCATION : 13-000 MCKINLEY COUNTY

SIC CODE		NO. TAX RETURNS	TOTAL REPORTED GROSS RECEIPTS	TAXABLE GROSS RECEIPTS	REPORTED TAX DUE
GOVT	TOT. GOVERNMENT	3	1,817,077	982,632	61,646.08
9999	NONCLASSIFIABLE ESTABLISHMENTS - (SERVICES)	4	40,153	31,897	1,877.87
TOT-	TOTAL FOR ALL INDUSTRIES IN THIS LOCATION	1,463	110,370,367	71,160,550	4,351,459.33
TEL-	INTERSTATE TELECOMMUNICATIONS	32	216,636	216,046	9,181.96

TAXATION AND REVENUE DEPARTMENT
STATE OF NEW MEXICO
COMBINED REVENUE SYSTEM
ANALYSIS OF GROSS RECEIPTS TAX BY STANDARD INDUSTRIAL CLASSIFICATION

* MONTHLY *
* EDITED *

BUSINESS ACTIVITY REPORTED IN OCTOBER, 1999

LOCATION : 30-000 MORA COUNTY

SIC CODE		NO. TAX RETURNS	TOTAL REPORTED GROSS RECEIPTS	TAXABLE GROSS RECEIPTS	REPORTED TAX DUE
0100	AGRICULTURAL PRODUCTION				
0700	AGRICULTURAL SERVICES				
AGRI	TOT. AGRICULTURE	4	66,498	66,498	3,740.49
1500	GENERAL BUILDING CONTRACTORS				
1610	HIGHWAY CONTRACTORS				
1620	NON-BUILDING HEAVY CONTRACTORS, EXCEPT HIGHWAY				
1700	SPECIAL TRADE CONTRACTORS	12	104,874	98,069	5,851.14
CONS	TOT. CONTRACT CONSTRUCTION	22	557,182	518,350	29,694.48
2300	APPAREL AND TEXTILE MILL PRODUCTS				
2400	LUMBER, WOOD AND PAPER PRODUCTS				
3600	ELECTRICAL MACHINERY, EQUIPMENT AND SUPPLIES				
3900	MISCELLANEOUS MANUFACTURING	6	5,087	3,055	171.83
MFG-	TOT. MANUFACTURING	11	9,891	6,095	342.85
4200	MOTOR FREIGHT TRANS., WAREHOUSING, TRANS. SERVICES				
4810	TELEPHONE AND TELEGRAPH COMMUNICATIONS	16	116,708	81,876	4,660.20
4900	ELECTRIC WATER AND SANITARY SERVICE UTILITIES				
TCU-	TOT. TRANSPORTATION, COMMUNICATIONS AND UTILITIES	23	364,454	297,315	16,789.37
5020	DRUGS, CHEMICALS AND ALLIED PRODUCTS				
5040	GROCERIES AND RELATED PRODUCTS				
5090	MISCELLANEOUS WHOLESALE	9	9,848	9,332	530.73
5092	PETROLEUM AND PETROLEUM PRODUCTS				
WHSL	TOT. WHOLESALE TRADE	13	75,644	63,090	3,610.72
5200	BUILDING MATERIALS				
5300	GENERAL MERCHANDISE, EXCEPT DEPARTMENT STORES	5	6,610	6,610	374.81
5310	DEPARTMENT STORES				
5400	RETAIL FOOD STORES	5	338,300	270,435	15,211.97
5540	GASOLINE SERVICE STATIONS	6	84,120	81,117	4,727.32
5599	MISCELLANEOUS VEHICLE AND AUTO ACCESSORY DEALERS				
5600	APPAREL AND ACCESSORY STORES				
5800	EATING AND DRINKING PLACES	4	49,140	49,140	2,789.84
5813	LIQUOR DISPENSERS - BY THE DRINK				
5990	MISCELLANEOUS RETAILERS	29	72,995	60,245	3,293.58
RETL	TOT. RETAIL TRADE	55	689,864	524,730	29,614.06
6000	BANKS				
6510	REAL EST. OPER-LESR-AGT., ETC., AND TITLE ABSTRACT				
FIRE	TOT. FINANCE, INSURANCE AND REAL ESTATE	7	90,427	90,011	5,077.86

* MONTHLY *

* EDITED *

ANALYSIS OF GROSS RECEIPTS TAX BY STANDARD INDUSTRIAL CLASSIFICATION

BUSINESS ACTIVITY REPORTED IN OCTOBER, 1999

LOCATION : 30-000 MORA COUNTY

SIC CODE		NO. TAX RETURNS	TOTAL REPORTED GROSS RECEIPTS	TAXABLE GROSS RECEIPTS	REPORTED TAX DUE
7000	HOTELS, MOTELS, TRAILER PARKS AND OTHER LODGING				
7200	PERSONAL SERVICES	3	8,980	8,980	505.15
7300	MISCELLANEOUS BUSINESS SERVICES	18	66,975	65,749	3,712.02
7500	AUTOMOBILE RENTAL, REPAIR AND OTHER SERVICES	5	22,744	18,241	1,026.05
7600	MISCELLANEOUS REPAIR SERVICES				
7900	AMUSEMENT AND RECREATION SERVICES	3	19,984	19,984	1,124.09
8060	HOSPITALS AND OTHER HEALTH SERVICES				
8600	NONPROFIT MEMBERSHIP ORGANIZATIONS				
8900	MISCELLANEOUS SERVICES	17	75,500	57,012	3,207.43
SERV	TOT. SERVICES	51	228,323	201,795	11,365.09
9999	NONCLASSIFIABLE ESTABLISHMENTS - (SERVICES)	5	20,830	9,522	535.59
TOT-	TOTAL FOR ALL INDUSTRIES IN THIS LOCATION	191	2,101,111	1,777,406	100,770.51
TEL-	INTERSTATE TELECOMMUNICATIONS	11	1,448	1,356	57.61

TAXATION AND REVENUE DEPARTMENT
STATE OF NEW MEXICO
COMBINED REVENUE SYSTEM
ANALYSIS OF GROSS RECEIPTS TAX BY STANDARD INDUSTRIAL CLASSIFICATION

* MONTHLY *
* EDITED *

BUSINESS ACTIVITY REPORTED IN OCTOBER, 1999

LOCATION : 15-000 OTERO COUNTY

SIC CODE		NO. TAX RETURNS	TOTAL REPORTED GROSS RECEIPTS	TAXABLE GROSS RECEIPTS	REPORTED TAX DUE
0100	AGRICULTURAL PRODUCTION	12	365,389	516	29.01
0700	AGRICULTURAL SERVICES				
0800	FORESTRY AND FISHERIES				
AGRI	TOT. AGRICULTURE	16	385,094	20,220	1,137.38
1500	GENERAL BUILDING CONTRACTORS	134	11,433,189	10,291,600	602,780.83
1610	HIGHWAY CONTRACTORS	3	523,896	405,052	25,032.96
1620	NON-BUILDING HEAVY CONTRACTORS, EXCEPT HIGHWAY	4	152,098	88,752	5,491.55
1700	SPECIAL TRADE CONTRACTORS	117	4,851,691	2,960,555	169,925.53
CONS	TOT. CONTRACT CONSTRUCTION	258	16,960,875	13,745,959	803,230.87
2000	FOOD AND KINDRED PRODUCTS, EXCEPT MEAT PRODUCTS	5	128,688	106,829	6,610.02
2010	MEAT PACKING AND OTHER MEAT PRODUCTS				
2400	LUMBER, WOOD AND PAPER PRODUCTS	6	1,080,888	11,554	676.03
2700	PRINTING AND PUBLISHING				
3200	STONE, CLAY, GLASS, AND CONCRETE PRODUCTS	6	563,508	136,376	7,918.54
3400	PRIMARY METAL INDUST., FABRICATED METAL PRODUCTS	7	3,201,123	113,267	6,871.44
3600	ELECTRICAL MACHINERY, EQUIPMENT AND SUPPLIES	10	140,767	97,948	6,054.95
3700	TRANSPORTATION EQUIPMENT				
3900	MISCELLANEOUS MANUFACTURING	29	250,011	126,002	7,687.49
MFG-	TOT. MANUFACTURING	67	5,454,886	651,922	39,445.24
4100	LOCAL AND HIGHWAY PASSENGER TRANSPORTATION	3	43,544	43,544	2,494.41
4200	MOTOR FREIGHT TRANS., WAREHOUSING, TRANS. SERVICES	14	271,477	54,870	3,334.20
4500	AIR TRANSPORTATION				
4600	PIPELINE TRANSPORTATION				
4810	TELEPHONE AND TELEGRAPH COMMUNICATIONS	55	1,083,525	1,082,975	65,008.50
4830	RADIO AND TELEVISION BROADCASTING	11	128,810	127,876	7,833.94
4900	ELECTRIC WATER AND SANITARY SERVICE UTILITIES	15	3,590,682	2,490,035	149,819.45
4920	GAS UTILITIES	4	393,360	249,633	15,297.39
TCU-	TOT. TRANSPORTATION, COMMUNICATIONS AND UTILITIES	105	5,593,419	4,059,093	244,416.46
5010	MOTOR VEHICLES AND AUTOMOTIVE EQUIPMENT	4	269,224	14,128	874.15
5020	DRUGS, CHEMICALS AND ALLIED PRODUCTS				
5040	GROCERIES AND RELATED PRODUCTS	15	193,437	146,800	9,036.84
5060	ELECTRICAL GOODS AND HOUSEHOLD APPLIANCES	6	820,457	80,365	4,853.12
5070	HARDWARE, PLUMBING AND HEATING EQUIP. AND SUPPLIES	4	369,216	50,201	3,088.72
5080	MACHINERY, EQUIPMENT AND SUPPLIES	5	22,903	7,889	488.11
5090	MISCELLANEOUS WHOLESALERS	70	556,206	203,638	12,191.20
5092	PETROLEUM AND PETROLEUM PRODUCTS				
WHSL	TOT. WHOLESALE TRADE	107	2,352,526	618,075	37,003.95
5200	BUILDING MATERIALS	9	1,074,654	454,852	28,037.85

* MONTHLY *
* EDITED *

ANALYSIS OF GROSS RECEIPTS TAX BY STANDARD INDUSTRIAL CLASSIFICATION

BUSINESS ACTIVITY REPORTED IN OCTOBER, 1999

LOCATION : 15-000 OTERO COUNTY

SIC CODE		NO. TAX RETURNS	TOTAL REPORTED GROSS RECEIPTS	TAXABLE GROSS RECEIPTS	REPORTED TAX DUE
5251	HARDWARE STORES	12	668,441	295,841	18,291.12
5300	GENERAL MERCHANDISE, EXCEPT DEPARTMENT STORES	26	289,036	273,864	16,531.56
5310	DEPARTMENT STORES	9	1,507,103	1,390,108	85,969.63
5400	RETAIL FOOD STORES	36	4,442,389	3,805,185	233,532.35
5510	MOTOR VEHICLE DEALERS	9	2,333,288	324,314	20,060.37
5540	GASOLINE SERVICE STATIONS	11	735,292	175,410	10,570.46
5592	MOBILE HOME DEALERS				
5599	MISCELLANEOUS VEHICLE AND AUTO ACCESSORY DEALERS	16	700,073	502,347	31,069.03
5600	APPAREL AND ACCESSORY STORES	19	407,838	394,076	24,378.40
5700	FURNITURE, HOME FURNISHINGS AND APPLIANCE STORES	12	413,278	340,858	21,033.98
5800	EATING AND DRINKING PLACES	65	2,643,266	2,551,189	155,383.68
5813	LIQUOR DISPENSERS - BY THE DRINK	8	223,128	223,128	13,514.00
5910	DRUG AND PROPRIETARY STORES				
5920	PACKAGE LIQUOR STORES	4	92,981	92,129	5,648.23
5990	MISCELLANEOUS RETAILERS	360	10,394,937	8,964,855	551,460.29
RETL	TOT. RETAIL TRADE	601	26,440,662	20,058,896	1,232,230.48
6000	BANKS	15	2,502,807	437,553	26,906.67
6100	CREDIT AGENCIES, EXCEPT BANKS AND S-AND-L ASSOC.	4	27,473	27,473	1,699.91
6120	SAVINGS AND LOAN ASSOCIATIONS	4	69,803	32,686	2,022.42
6200	SECUTY. AND COMDTY. BROKERS, DELRS., EXCGS., SERV.	3	36,902	36,902	2,283.31
6300	INSURANCE AGENTS, CARRIERS, BROKERS AND SERVICES	5	33,257	33,257	2,056.13
6510	REAL EST. OPER-LESR-AGT., ETC., AND TITLE ABSTRACT	38	507,195	469,004	28,126.25
6550	REAL ESTATE SUBDIVIDERS AND DEVELOPERS	3	54,716	5,808	331.60
6700	HOLDING AND OTHER INVESTMENT COMPANIES	4	24,582	24,582	1,516.50
FIRE	TOT. FINANCE, INSURANCE AND REAL ESTATE	76	3,256,735	1,067,265	64,942.79
7000	HOTELS, MOTELS, TRAILER PARKS AND OTHER LODGING	30	635,069	526,344	32,491.47
7200	PERSONAL SERVICES	124	1,063,339	1,028,755	63,044.51
7300	MISCELLANEOUS BUSINESS SERVICES	124	2,010,909	1,782,995	106,785.10
7391	COMMERCIAL RESEARCH AND DEVELOPMENT LABORATORIES				
7500	AUTOMOBILE RENTAL, REPAIR AND OTHER SERVICES	57	667,377	551,323	33,078.27
7600	MISCELLANEOUS REPAIR SERVICES	37	223,815	178,427	10,821.76
7800	MOTION PICTURE THEATERS AND PRODUCTION				
7900	AMUSEMENT AND RECREATION SERVICES	9	29,764	29,764	1,774.36
8010	PHYSICIANS, DENTISTS AND OTHERS	51	1,554,641	1,431,336	88,562.00
8060	HOSPITALS AND OTHER HEALTH SERVICES	21	621,831	585,840	36,085.64
8100	LEGAL SERVICES	17	249,244	235,488	14,568.38
8200	EDUCATIONAL SERVICES	4	5,259	5,259	298.11
8600	NONPROFIT MEMBERSHIP ORGANIZATIONS	5	21,459	21,250	1,103.57
8900	MISCELLANEOUS SERVICES	303	5,657,249	4,833,222	280,349.59
8910	ENGINEERING AND ARCHITECTURAL SERVICES	13	663,141	547,624	31,311.33
SERV	TOT. SERVICES	798	13,506,825	11,858,569	706,355.54

TAXATION AND REVENUE DEPARTMENT
STATE OF NEW MEXICO
COMBINED REVENUE SYSTEM

* MONTHLY *
* EDITED *

ANALYSIS OF GROSS RECEIPTS TAX BY STANDARD INDUSTRIAL CLASSIFICATION

BUSINESS ACTIVITY REPORTED IN OCTOBER, 1999

LOCATION : 15-000 OTERO COUNTY

SIC CODE		NO. TAX RETURNS	TOTAL REPORTED GROSS RECEIPTS	TAXABLE GROSS RECEIPTS	REPORTED TAX DUE
9999	NONCLASSIFIABLE ESTABLISHMENTS - (SERVICES)	7	63,235	61,383	3,797.54
TOT-	TOTAL FOR ALL INDUSTRIES IN THIS LOCATION	2,035	74,014,256	52,141,381	3,132,560.25
TEL-	INTERSTATE TELECOMMUNICATIONS	45	376,798	376,711	16,010.23

* MONTHLY *

ANALYSIS OF GROSS RECEIPTS TAX BY STANDARD INDUSTRIAL CLASSIFICATION

* EDITED *

BUSINESS ACTIVITY REPORTED IN OCTOBER, 1999

LOCATION : 10-000 QUAY COUNTY

SIC CODE		NO. TAX RETURNS	TOTAL REPORTED GROSS RECEIPTS	TAXABLE GROSS RECEIPTS	REPORTED TAX DUE
0700	AGRICULTURAL SERVICES				
AGRI	TOT. AGRICULTURE				
1389	OIL AND GAS FIELD SERVICES, EXCEPT DRILLING				
MINE	TOT. MINING				
1500	GENERAL BUILDING CONTRACTORS				
1610	HIGHWAY CONTRACTORS				
1700	SPECIAL TRADE CONTRACTORS	32	657,599	592,253	35,801.96
CONS	TOT. CONTRACT CONSTRUCTION	56	1,631,584	1,535,058	91,382.15
2000	FOOD AND KINDRED PRODUCTS, EXCEPT MEAT PRODUCTS				
3400	PRIMARY METAL INDUST., FABRICATED METAL PRODUCTS				
3600	ELECTRICAL MACHINERY, EQUIPMENT AND SUPPLIES	3	655,826	8,419	541.94
3700	TRANSPORTATION EQUIPMENT				
3900	MISCELLANEOUS MANUFACTURING	16	46,836	28,855	1,468.96
MFG-	TOT. MANUFACTURING	23	1,410,459	46,629	2,613.13
4100	LOCAL AND HIGHWAY PASSENGER TRANSPORTATION				
4200	MOTOR FREIGHT TRANS., WAREHOUSING, TRANS. SERVICES	15	204,429	92,762	5,758.06
4810	TELEPHONE AND TELEGRAPH COMMUNICATIONS	40	267,835	252,997	15,766.78
4830	RADIO AND TELEVISION BROADCASTING	6	30,963	24,995	1,609.05
4900	ELECTRIC WATER AND SANITARY SERVICE UTILITIES				
4920	GAS UTILITIES	4	86,174	67,163	4,310.74
TCU-	TOT. TRANSPORTATION, COMMUNICATIONS AND UTILITIES	70	895,348	725,532	45,570.92
5020	DRUGS, CHEMICALS AND ALLIED PRODUCTS				
5040	GROCERIES AND RELATED PRODUCTS				
5070	HARDWARE, PLUMBING AND HEATING EQUIP. AND SUPPLIES				
5080	MACHINERY, EQUIPMENT AND SUPPLIES	3	7,763	2,159	139.00
5090	MISCELLANEOUS WHOLESALERS	24	172,172	56,281	3,614.14
5092	PETROLEUM AND PETROLEUM PRODUCTS	3	281,940	268,981	17,315.66
WHSL	TOT. WHOLESALE TRADE	36	462,940	328,352	21,126.80
5200	BUILDING MATERIALS				
5251	HARDWARE STORES	3	220,327	192,510	12,392.85
5252	FARM EQUIPMENT DEALERS	3	146,587	90,092	5,799.64
5300	GENERAL MERCHANDISE, EXCEPT DEPARTMENT STORES	12	327,415	303,584	19,526.19
5310	DEPARTMENT STORES	3	363,807	359,467	23,139.94
5400	RETAIL FOOD STORES	12	1,791,248	1,344,892	86,098.83
5510	MOTOR VEHICLE DEALERS	5	149,593	116,563	7,503.73
5540	GASOLINE SERVICE STATIONS	16	447,016	371,137	23,891.93
5599	MISCELLANEOUS VEHICLE AND AUTO ACCESSORY DEALERS	5	120,934	73,007	4,664.54
5600	APPAREL AND ACCESSORY STORES				

* MONTHLY *

ANALYSIS OF GROSS RECEIPTS TAX BY STANDARD INDUSTRIAL CLASSIFICATION

* EDITED *

BUSINESS ACTIVITY REPORTED IN OCTOBER, 1999

LOCATION : 10-000 QUAY COUNTY

SIC CODE		NO. TAX RETURNS	TOTAL REPORTED GROSS RECEIPTS	TAXABLE GROSS RECEIPTS	REPORTED TAX DUE
5700	FURNITURE, HOME FURNISHINGS AND APPLIANCE STORES	3	30,269	30,269	1,946.46
5800	EATING AND DRINKING PLACES	24	637,009	622,114	40,048.60
5813	LIQUOR DISPENSERS - BY THE DRINK	6	70,857	70,857	4,561.41
5910	DRUG AND PROPRIETARY STORES				
5920	PACKAGE LIQUOR STORES				
5990	MISCELLANEOUS RETAILERS	112	400,309	355,185	22,346.31
RETL	TOT. RETAIL TRADE	210	4,933,489	3,989,578	255,740.08
6000	BANKS				
6100	CREDIT AGENCIES, EXCEPT BANKS AND S-AND-L ASSOC.				
6120	SAVINGS AND LOAN ASSOCIATIONS				
6300	INSURANCE AGENTS, CARRIERS, BROKERS AND SERVICES				
6510	REAL EST. OPER-LESR-AGT., ETC., AND TITLE ABSTRACT	7	26,866	26,866	1,642.46
6700	HOLDING AND OTHER INVESTMENT COMPANIES				
FIRE	TOT. FINANCE, INSURANCE AND REAL ESTATE	13	87,887	83,008	5,256.61
7000	HOTELS, MOTELS, TRAILER PARKS AND OTHER LODGING	28	425,515	424,793	27,346.04
7200	PERSONAL SERVICES	18	104,139	98,776	6,354.94
7300	MISCELLANEOUS BUSINESS SERVICES	29	205,376	184,375	11,819.38
7500	AUTOMOBILE RENTAL, REPAIR AND OTHER SERVICES	14	200,902	174,057	10,990.14
7600	MISCELLANEOUS REPAIR SERVICES	15	172,749	141,487	8,879.19
7800	MOTION PICTURE THEATERS AND PRODUCTION				
7900	AMUSEMENT AND RECREATION SERVICES	4	36,735	25,836	1,663.22
8010	PHYSICIANS, DENTISTS AND OTHERS	17	316,320	308,515	19,860.67
8060	HOSPITALS AND OTHER HEALTH SERVICES				
8100	LEGAL SERVICES	5	36,891	36,891	2,374.86
8600	NONPROFIT MEMBERSHIP ORGANIZATIONS				
8900	MISCELLANEOUS SERVICES	108	1,222,030	1,198,939	73,998.39
8910	ENGINEERING AND ARCHITECTURAL SERVICES	3	36,735	36,735	2,068.84
SERV	TOT. SERVICES	244	2,784,167	2,657,179	167,079.23
9999	NONCLASSIFIABLE ESTABLISHMENTS - (SERVICES)				
TOT-	TOTAL FOR ALL INDUSTRIES IN THIS LOCATION	658	12,264,040	9,404,441	591,001.02
TEL-	INTERSTATE TELECOMMUNICATIONS	23	51,470	51,431	2,185.83

* MONTHLY *

ANALYSIS OF GROSS RECEIPTS TAX BY STANDARD INDUSTRIAL CLASSIFICATION

* EDITED *

BUSINESS ACTIVITY REPORTED IN OCTOBER, 1999

LOCATION : 17-000 RIO ARRIBA COUNTY

SIC CODE		NO. TAX RETURNS	TOTAL REPORTED GROSS RECEIPTS	TAXABLE GROSS RECEIPTS	REPORTED TAX DUE
0100	AGRICULTURAL PRODUCTION				
0700	AGRICULTURAL SERVICES	6	54,616	46,317	2,740.22
0800	FORESTRY AND FISHERIES				
AGRI	TOT. AGRICULTURE	12	111,418	89,161	5,275.75
1000	METAL MINING, EXCEPT COPPER, URANIUM, MOLYBDENUM				
1389	OIL AND GAS FIELD SERVICES, EXCEPT DRILLING	12	3,662,547	3,662,547	206,018.28
1400	NONMETALLIC MINERALS, EXCEPT FUELS AND POTASH				
MINE	TOT. MINING	15	3,833,259	3,664,912	206,162.95
1500	GENERAL BUILDING CONTRACTORS	85	3,835,509	3,103,432	180,797.77
1610	HIGHWAY CONTRACTORS	4	297,147	272,717	15,340.33
1620	NON-BUILDING HEAVY CONTRACTORS, EXCEPT HIGHWAY	14	2,012,260	1,998,203	112,963.43
1700	SPECIAL TRADE CONTRACTORS	161	2,670,204	1,809,795	102,569.81
CONS	TOT. CONTRACT CONSTRUCTION	264	8,815,120	7,184,147	411,671.34
2000	FOOD AND KINDRED PRODUCTS, EXCEPT MEAT PRODUCTS	3	53,473	52,257	2,939.46
2300	APPAREL AND TEXTILE MILL PRODUCTS				
2400	LUMBER, WOOD AND PAPER PRODUCTS				
2700	PRINTING AND PUBLISHING	3	142,702	98,100	6,069.96
3200	STONE, CLAY, GLASS, AND CONCRETE PRODUCTS				
3400	PRIMARY METAL INDUST., FABRICATED METAL PRODUCTS				
3600	ELECTRICAL MACHINERY, EQUIPMENT AND SUPPLIES	7	15,253	9,426	562.32
3700	TRANSPORTATION EQUIPMENT				
3900	MISCELLANEOUS MANUFACTURING	29	486,895	120,480	6,854.15
MFG-	TOT. MANUFACTURING	48	844,400	290,088	16,999.63
4000	RAILROAD TRANSPORTATION				
4100	LOCAL AND HIGHWAY PASSENGER TRANSPORTATION	3	19,779	19,779	1,201.54
4200	MOTOR FREIGHT TRANS., WAREHOUSING, TRANS. SERVICES	7	100,222	51,701	2,942.19
4600	PIPELINE TRANSPORTATION				
4810	TELEPHONE AND TELEGRAPH COMMUNICATIONS	42	65,720	63,957	3,602.74
4830	RADIO AND TELEVISION BROADCASTING	4	25,164	16,901	1,045.78
4900	ELECTRIC WATER AND SANITARY SERVICE UTILITIES	17	691,791	499,543	29,523.62
4920	GAS UTILITIES	3	263,197	186,259	10,944.08
TCU-	TOT. TRANSPORTATION, COMMUNICATIONS AND UTILITIES	79	1,245,416	917,683	53,754.68
5010	MOTOR VEHICLES AND AUTOMOTIVE EQUIPMENT	4	14,679	14,679	908.26
5020	DRUGS, CHEMICALS AND ALLIED PRODUCTS				
5040	GROCERIES AND RELATED PRODUCTS	5	82,382	38,241	2,153.37
5060	ELECTRICAL GOODS AND HOUSEHOLD APPLIANCES				
5070	HARDWARE, PLUMBING AND HEATING EQUIP. AND SUPPLIES	3	85,052	82,475	4,639.21
5080	MACHINERY, EQUIPMENT AND SUPPLIES	4	8,438	2,514	152.75
5090	MISCELLANEOUS WHOLESALE	56	201,196	114,628	6,817.38

TAXATION AND REVENUE DEPARTMENT
STATE OF NEW MEXICO
COMBINED REVENUE SYSTEM* MONTHLY *
* EDITED *

ANALYSIS OF GROSS RECEIPTS TAX BY STANDARD INDUSTRIAL CLASSIFICATION

BUSINESS ACTIVITY REPORTED IN OCTOBER, 1999

LOCATION : 17-000 RIO ARriba COUNTY

SIC CODE		NO. TAX RETURNS	TOTAL REPORTED GROSS RECEIPTS	TAXABLE GROSS RECEIPTS	REPORTED TAX DUE
5092	PETROLEUM AND PETROLEUM PRODUCTS	3	510,233	442,159	27,358.59
WHSL	TOT. WHOLESALE TRADE	78	902,328	695,044	42,050.07
5200	BUILDING MATERIALS	7	1,076,598	251,249	15,451.08
5251	HARDWARE STORES	7	220,507	185,996	11,468.83
5252	FARM EQUIPMENT DEALERS				
5300	GENERAL MERCHANDISE, EXCEPT DEPARTMENT STORES	20	224,369	219,257	12,528.11
5310	DEPARTMENT STORES	4	665	665	39.24
5400	RETAIL FOOD STORES	35	2,933,036	2,544,385	155,964.20
5510	MOTOR VEHICLE DEALERS	5	270,168	252,472	15,621.68
5540	GASOLINE SERVICE STATIONS	12	550,766	401,212	23,955.26
5592	MOBILE HOME DEALERS	5	557,437	433,645	26,831.80
5599	MISCELLANEOUS VEHICLE AND AUTO ACCESSORY DEALERS	5	354,696	311,087	19,068.38
5600	APPAREL AND ACCESSORY STORES	13	185,389	172,811	10,690.48
5700	FURNITURE, HOME FURNISHINGS AND APPLIANCE STORES	4	140,990	97,066	5,998.41
5800	EATING AND DRINKING PLACES	47	1,871,704	1,848,154	113,075.22
5813	LIQUOR DISPENSERS - BY THE DRINK	10	122,138	122,138	7,128.21
5910	DRUG AND PROPRIETARY STORES				
5920	PACKAGE LIQUOR STORES	4	29,730	23,715	1,339.62
5990	MISCELLANEOUS RETAILERS	185	7,282,222	5,972,503	366,866.26
RETL	TOT. RETAIL TRADE	367	17,003,503	13,357,036	818,243.94
6000	BANKS	5	184,246	179,362	11,021.04
6100	CREDIT AGENCIES, EXCEPT BANKS AND S-AND-L ASSOC.				
6120	SAVINGS AND LOAN ASSOCIATIONS				
6300	INSURANCE AGENTS, CARRIERS, BROKERS AND SERVICES				
6510	REAL EST. OPER-LESR-AGT., ETC., AND TITLE ABSTRACT	25	409,979	390,345	22,844.46
6550	REAL ESTATE SUBDIVIDERS AND DEVELOPERS	3	262,982	262,982	16,221.36
FIRE	TOT. FINANCE, INSURANCE AND REAL ESTATE	38	890,537	853,653	51,379.09
7000	HOTELS, MOTELS, TRAILER PARKS AND OTHER LODGING	29	405,307	399,535	24,230.85
7200	PERSONAL SERVICES	43	256,401	242,585	14,909.78
7300	MISCELLANEOUS BUSINESS SERVICES	31	1,856,313	1,749,678	98,729.46
7500	AUTOMOBILE RENTAL, REPAIR AND OTHER SERVICES	32	220,278	170,139	10,250.39
7600	MISCELLANEOUS REPAIR SERVICES	10	102,718	29,942	1,734.58
7900	AMUSEMENT AND RECREATION SERVICES	5	23,410	23,410	1,378.17
8010	PHYSICIANS, DENTISTS AND OTHERS	21	364,355	338,502	20,750.03
8060	HOSPITALS AND OTHER HEALTH SERVICES	8	177,699	169,155	10,418.22
8100	LEGAL SERVICES	9	74,554	74,554	4,613.03
8200	EDUCATIONAL SERVICES				
8600	NONPROFIT MEMBERSHIP ORGANIZATIONS				
8900	MISCELLANEOUS SERVICES	210	1,901,703	1,698,194	99,394.75
8910	ENGINEERING AND ARCHITECTURAL SERVICES	11	83,213	77,437	4,401.67
SERV	TOT. SERVICES	413	5,504,636	5,010,538	293,076.40

TAXATION AND REVENUE DEPARTMENT
STATE OF NEW MEXICO
COMBINED REVENUE SYSTEM
ANALYSIS OF GROSS RECEIPTS TAX BY STANDARD INDUSTRIAL CLASSIFICATION

* MONTHLY *
* EDITED *

BUSINESS ACTIVITY REPORTED IN OCTOBER, 1999

LOCATION : 17-000 RIO ARriba COUNTY

SIC CODE		NO. TAX RETURNS	TOTAL REPORTED GROSS RECEIPTS	TAXABLE GROSS RECEIPTS	REPORTED TAX DUE
9300	LOCAL GOVERNMENT - COUNTIES				
9393	LOCAL GOVERNMENT - MUNICIPALITIES				
GOVT	TOT. GOVERNMENT				
9999	NONCLASSIFIABLE ESTABLISHMENTS - (SERVICES)				
TOT-	TOTAL FOR ALL INDUSTRIES IN THIS LOCATION	1,325	39,284,446	32,174,598	1,904,955.76
TEL-	INTERSTATE TELECOMMUNICATIONS	35	18,329	17,450	741.62

* MONTHLY *

ANALYSIS OF GROSS RECEIPTS TAX BY STANDARD INDUSTRIAL CLASSIFICATION

* EDITED *

BUSINESS ACTIVITY REPORTED IN OCTOBER, 1999

LOCATION : 11-000 ROOSEVELT COUNTY

SIC CODE		NO. TAX RETURNS	TOTAL REPORTED GROSS RECEIPTS	TAXABLE GROSS RECEIPTS	REPORTED TAX DUE
0100	AGRICULTURAL PRODUCTION				
0700	AGRICULTURAL SERVICES				
AGRI	TOT. AGRICULTURE				
1500	GENERAL BUILDING CONTRACTORS	59	3,199,641	2,897,600	155,414.90
1700	SPECIAL TRADE CONTRACTORS	48	262,685	197,185	11,387.59
CONS	TOT. CONTRACT CONSTRUCTION	107	3,462,326	3,094,785	166,802.49
2000	FOOD AND KINDRED PRODUCTS, EXCEPT MEAT PRODUCTS				
2400	LUMBER, WOOD AND PAPER PRODUCTS	3	65,977	6,467	356.31
2700	PRINTING AND PUBLISHING				
3200	STONE, CLAY, GLASS, AND CONCRETE PRODUCTS	3	62,059	6,612	379.87
3500	MACHINERY, EXCEPT ELECTRICAL				
3600	ELECTRICAL MACHINERY, EQUIPMENT AND SUPPLIES	3	7,222	6,494	401.78
3700	TRANSPORTATION EQUIPMENT				
3900	MISCELLANEOUS MANUFACTURING	4	47,551	7,002	397.16
MFG-	TOT. MANUFACTURING	20	630,766	64,421	3,627.43
4100	LOCAL AND HIGHWAY PASSENGER TRANSPORTATION	5	25,921	25,921	1,468.57
4200	MOTOR FREIGHT TRANS., WAREHOUSING, TRANS. SERVICES	16	549,266	32,545	1,736.45
4810	TELEPHONE AND TELEGRAPH COMMUNICATIONS	41	299,957	298,903	17,879.11
4830	RADIO AND TELEVISION BROADCASTING	3	39,963	30,260	1,872.32
4900	ELECTRIC WATER AND SANITARY SERVICE UTILITIES	4	602,361	580,118	34,041.07
4920	GAS UTILITIES	5	128,090	106,821	6,287.31
TCU-	TOT. TRANSPORTATION, COMMUNICATIONS AND UTILITIES	74	1,645,558	1,074,567	63,284.83
5020	DRUGS, CHEMICALS AND ALLIED PRODUCTS	3	1,211	362	19.03
5040	GROCERIES AND RELATED PRODUCTS	4	1,308	1,308	80.92
5080	MACHINERY, EQUIPMENT AND SUPPLIES	4	122,255	59,260	3,666.73
5090	MISCELLANEOUS WHOLESALE	33	239,391	27,394	1,646.31
5092	PETROLEUM AND PETROLEUM PRODUCTS	3	39,615	39,615	2,279.91
WHSL	TOT. WHOLESALE TRADE	47	403,780	127,940	7,692.90
5200	BUILDING MATERIALS	3	155,608	95,651	5,914.75
5251	HARDWARE STORES	3	217,112	180,703	11,174.37
5252	FARM EQUIPMENT DEALERS	6	159,435	94,920	5,661.39
5300	GENERAL MERCHANDISE, EXCEPT DEPARTMENT STORES	12	309,710	239,130	14,752.84
5310	DEPARTMENT STORES	3	15,862	15,862	975.09
5400	RETAIL FOOD STORES	10	930,294	774,624	47,880.86
5510	MOTOR VEHICLE DEALERS				
5540	GASOLINE SERVICE STATIONS	6	1,078,726	462,217	28,533.10
5592	MOBILE HOME DEALERS				
5599	MISCELLANEOUS VEHICLE AND AUTO ACCESSORY DEALERS	6	262,254	229,655	14,194.40

* MONTHLY *
* EDITED *

ANALYSIS OF GROSS RECEIPTS TAX BY STANDARD INDUSTRIAL CLASSIFICATION

BUSINESS ACTIVITY REPORTED IN OCTOBER, 1999

LOCATION : 11-000 ROOSEVELT COUNTY

SIC CODE		NO. TAX RETURNS	TOTAL REPORTED GROSS RECEIPTS	TAXABLE GROSS RECEIPTS	REPORTED TAX DUE
5600	APPAREL AND ACCESSORY STORES	5	98,410	98,410	6,089.14
5700	FURNITURE, HOME FURNISHINGS AND APPLIANCE STORES	8	119,184	96,670	5,978.41
5800	EATING AND DRINKING PLACES	24	573,238	570,996	35,324.60
5813	LIQUOR DISPENSERS - BY THE DRINK				
5910	DRUG AND PROPRIETARY STORES	4	340,869	76,879	4,756.87
5920	PACKAGE LIQUOR STORES				
5990	MISCELLANEOUS RETAILERS	140	4,227,682	3,400,997	209,399.95
RETL	TOT. RETAIL TRADE	236	9,223,248	6,920,178	426,737.55
6000	BANKS	5	135,506	118,810	7,351.35
6100	CREDIT AGENCIES, EXCEPT BANKS AND S-AND-L ASSOC.	3	1,177	1,177	72.85
6120	SAVINGS AND LOAN ASSOCIATIONS				
6200	SECUTY. AND COMDTY. BROKERS, DELRS., EXCGS., SERV.				
6300	INSURANCE AGENTS, CARRIERS, BROKERS AND SERVICES	3	6,302	6,302	389.92
6510	REAL EST. OPER-LESR-AGT., ETC., AND TITLE ABSTRACT	5	28,854	28,854	1,739.95
6550	REAL ESTATE SUBDIVIDERS AND DEVELOPERS				
6700	HOLDING AND OTHER INVESTMENT COMPANIES				
FIRE	TOT. FINANCE, INSURANCE AND REAL ESTATE	20	243,717	227,128	14,008.11
7000	HOTELS, MOTELS, TRAILER PARKS AND OTHER LODGING	3	24,436	24,436	1,511.99
7200	PERSONAL SERVICES	39	274,693	238,846	14,696.10
7300	MISCELLANEOUS BUSINESS SERVICES	31	237,122	175,611	10,795.17
7500	AUTOMOBILE RENTAL, REPAIR AND OTHER SERVICES	28	261,910	165,951	10,257.95
7600	MISCELLANEOUS REPAIR SERVICES	15	112,561	102,615	6,004.01
7800	MOTION PICTURE THEATERS AND PRODUCTION				
7900	AMUSEMENT AND RECREATION SERVICES	3	560,782	7,491	435.36
8010	PHYSICIANS, DENTISTS AND OTHERS	9	147,089	112,981	6,990.69
8060	HOSPITALS AND OTHER HEALTH SERVICES				
8200	EDUCATIONAL SERVICES				
8600	NONPROFIT MEMBERSHIP ORGANIZATIONS				
8900	MISCELLANEOUS SERVICES	128	743,586	688,611	41,182.18
SERV	TOT. SERVICES	260	2,399,088	1,553,451	94,157.21
9999	NONCLASSIFIABLE ESTABLISHMENTS - (SERVICES)				
TOT-	TOTAL FOR ALL INDUSTRIES IN THIS LOCATION	770	18,128,170	13,081,167	777,463.41
TEL-	INTERSTATE TELECOMMUNICATIONS	30	76,666	76,633	3,256.91

* MONTHLY *

ANALYSIS OF GROSS RECEIPTS TAX BY STANDARD INDUSTRIAL CLASSIFICATION

* EDITED *

BUSINESS ACTIVITY REPORTED IN OCTOBER, 1999

LOCATION : 29-000 SANDOVAL COUNTY

SIC CODE		NO. TAX RETURNS	TOTAL REPORTED GROSS RECEIPTS	TAXABLE GROSS RECEIPTS	REPORTED TAX DUE
0100	AGRICULTURAL PRODUCTION				
0700	AGRICULTURAL SERVICES	4	259,437	25,096	1,521.80
0800	FORESTRY AND FISHERIES				
AGRI	TOT. AGRICULTURE	8	318,554	78,063	4,676.55
1000	METAL MINING, EXCEPT COPPER, URANIUM, MOLYBDENUM				
1389	OIL AND GAS FIELD SERVICES, EXCEPT DRILLING				
MINE	TOT. MINING	6	162,581	162,581	9,351.02
1500	GENERAL BUILDING CONTRACTORS	156	9,441,461	7,989,073	485,944.29
1610	HIGHWAY CONTRACTORS	11	1,632,151	1,127,337	66,388.67
1620	NON-BUILDING HEAVY CONTRACTORS, EXCEPT HIGHWAY	15	305,743	293,939	17,397.47
1700	SPECIAL TRADE CONTRACTORS	199	5,564,575	2,036,003	121,130.97
CONS	TOT. CONTRACT CONSTRUCTION	381	16,943,930	11,446,353	690,861.40
2000	FOOD AND KINDRED PRODUCTS, EXCEPT MEAT PRODUCTS				
2400	LUMBER, WOOD AND PAPER PRODUCTS	12	753,463	98,432	5,958.63
2700	PRINTING AND PUBLISHING	6	249,364	172,670	10,653.55
2900	PETROLEUM REFINING AND RELATED INDUSTRIES	4	396,213	389,746	24,000.35
3200	STONE, CLAY, GLASS, AND CONCRETE PRODUCTS	20	9,084,722	182,266	11,195.71
3400	PRIMARY METAL INDUST., FABRICATED METAL PRODUCTS	7	530,073	222,929	13,669.30
3500	MACHINERY, EXCEPT ELECTRICAL				
3600	ELECTRICAL MACHINERY, EQUIPMENT AND SUPPLIES	15	78,173	41,746	2,545.52
3800	PROF., SCIENTIF., OPTIC., OTHER PRECIS. INSTRUMTS.	5	9,103,784	1,043,755	60,035.67
3900	MISCELLANEOUS MANUFACTURING	62	1,048,027	1,081,827	65,430.92
MFG-	TOT. MANUFACTURING	134	21,437,385	3,253,495	194,727.65
4100	LOCAL AND HIGHWAY PASSENGER TRANSPORTATION	13	231,798	222,871	13,539.69
4200	MOTOR FREIGHT TRANS., WAREHOUSING, TRANS. SERVICES	10	125,877	50,361	2,991.36
4810	TELEPHONE AND TELEGRAPH COMMUNICATIONS	68	1,539,958	1,537,187	93,845.97
4830	RADIO AND TELEVISION BROADCASTING	4	274	0	0.00
4900	ELECTRIC WATER AND SANITARY SERVICE UTILITIES	14	6,546,330	5,609,002	344,646.16
4920	GAS UTILITIES	5	594,903	529,152	32,467.93
TCU-	TOT. TRANSPORTATION, COMMUNICATIONS AND UTILITIES	114	9,039,140	7,948,572	487,491.11
5010	MOTOR VEHICLES AND AUTOMOTIVE EQUIPMENT	4	262,329	160,827	9,951.19
5020	DRUGS, CHEMICALS AND ALLIED PRODUCTS	4	182,814	1,114	68.75
5040	GROCERIES AND RELATED PRODUCTS	11	281,263	4,599	278.62
5060	ELECTRICAL GOODS AND HOUSEHOLD APPLIANCES	4	481,361	6,913	427.67
5070	HARDWARE, PLUMBING AND HEATING EQUIP. AND SUPPLIES	5	342,071	64,198	3,971.92
5080	MACHINERY, EQUIPMENT AND SUPPLIES	9	61,187	28,247	1,747.16
5090	MISCELLANEOUS WHOLESALERS	83	1,197,949	276,772	16,666.74
WHSL	TOT. WHOLESALE TRADE	120	2,808,974	542,670	33,112.05

* MONTHLY *

ANALYSIS OF GROSS RECEIPTS TAX BY STANDARD INDUSTRIAL CLASSIFICATION

* EDITED *

BUSINESS ACTIVITY REPORTED IN OCTOBER, 1999

LOCATION : 29-000 SANDOVAL COUNTY

SIC CODE		NO. TAX RETURNS	TOTAL REPORTED GROSS RECEIPTS	TAXABLE GROSS RECEIPTS	REPORTED TAX DUE
5200	BUILDING MATERIALS	11	138,184	119,566	7,304.60
5251	HARDWARE STORES	7	228,482	174,261	10,612.90
5300	GENERAL MERCHANDISE, EXCEPT DEPARTMENT STORES	38	637,404	495,302	30,268.36
5310	DEPARTMENT STORES	6	1,118,683	1,037,561	64,185.39
5400	RETAIL FOOD STORES	35	5,294,864	4,756,801	293,378.87
5510	MOTOR VEHICLE DEALERS	5	16,423	0	0.00
5540	GASOLINE SERVICE STATIONS	14	594,197	566,583	34,512.60
5599	MISCELLANEOUS VEHICLE AND AUTO ACCESSORY DEALERS	10	579,255	521,402	32,170.57
5600	APPAREL AND ACCESSORY STORES	8	109,968	109,968	6,778.54
5700	FURNITURE, HOME FURNISHINGS AND APPLIANCE STORES	12	370,218	314,373	19,262.80
5800	EATING AND DRINKING PLACES	74	3,181,424	3,169,025	194,751.39
5813	LIQUOR DISPENSERS - BY THE DRINK	10	389,992	388,241	23,520.14
5910	DRUG AND PROPRIETARY STORES				
5920	PACKAGE LIQUOR STORES				
5990	MISCELLANEOUS RETAILERS	358	18,267,180	6,184,110	375,102.50
RETL	TOT. RETAIL TRADE	594	39,791,837	18,805,273	1,151,706.72
6000	BANKS	17	400,393	319,697	19,678.08
6100	CREDIT AGENCIES, EXCEPT BANKS AND S-AND-L ASSOC.	7	113,050	113,050	6,913.10
6200	SECUTY. AND COMDTY. BROKERS, DELRS., EXCGS., SERV.	4	17,118	17,118	1,052.42
6300	INSURANCE AGENTS, CARRIERS, BROKERS AND SERVICES				
6510	REAL EST. OPER-LESR-AGT., ETC., AND TITLE ABSTRACT	56	891,272	814,016	48,879.99
6550	REAL ESTATE SUBDIVIDERS AND DEVELOPERS	3	882,118	882,118	54,395.40
6700	HOLDING AND OTHER INVESTMENT COMPANIES				
FIRE	TOT. FINANCE, INSURANCE AND REAL ESTATE	92	2,415,507	2,158,275	131,675.40
7000	HOTELS, MOTELS, TRAILER PARKS AND OTHER LODGING	19	394,051	379,047	23,296.42
7200	PERSONAL SERVICES	118	1,179,139	1,121,545	69,103.38
7300	MISCELLANEOUS BUSINESS SERVICES	163	5,940,174	2,162,903	130,334.94
7391	COMMERCIAL RESEARCH AND DEVELOPMENT LABORATORIES				
7500	AUTOMOBILE RENTAL, REPAIR AND OTHER SERVICES	41	524,776	475,354	29,309.06
7600	MISCELLANEOUS REPAIR SERVICES	28	377,321	183,343	11,051.73
7800	MOTION PICTURE THEATERS AND PRODUCTION				
7900	AMUSEMENT AND RECREATION SERVICES				
8010	PHYSICIANS, DENTISTS AND OTHERS	69	1,240,283	1,234,142	76,239.04
8060	HOSPITALS AND OTHER HEALTH SERVICES	12	172,668	100,164	6,142.84
8100	LEGAL SERVICES	13	124,387	124,387	7,611.33
8200	EDUCATIONAL SERVICES	7	58,409	11,508	702.65
8600	NONPROFIT MEMBERSHIP ORGANIZATIONS	6	85,750	11,011	681.01
8900	MISCELLANEOUS SERVICES	353	7,148,085	3,817,613	229,776.48
8910	ENGINEERING AND ARCHITECTURAL SERVICES	19	289,930	247,157	14,899.79
SERV	TOT. SERVICES	853	17,591,117	9,908,605	601,641.80
9393	LOCAL GOVERNMENT - MUNICIPALITIES				

* MONTHLY *
* EDITED *

ANALYSIS OF GROSS RECEIPTS TAX BY STANDARD INDUSTRIAL CLASSIFICATION

BUSINESS ACTIVITY REPORTED IN OCTOBER, 1999

LOCATION : 29-000 SANDOVAL COUNTY

SIC CODE		NO. TAX RETURNS	TOTAL REPORTED GROSS RECEIPTS	TAXABLE GROSS RECEIPTS	REPORTED TAX DUE
GOVT	TOT. GOVERNMENT				
9999	NONCLASSIFIABLE ESTABLISHMENTS - (SERVICES)				
TOT-	TOTAL FOR ALL INDUSTRIES IN THIS LOCATION	2,307	110,564,941	54,331,329	3,306,907.47
TEL-	INTERSTATE TELECOMMUNICATIONS	53	308,734	308,330	13,103.97

* MONTHLY *

ANALYSIS OF GROSS RECEIPTS TAX BY STANDARD INDUSTRIAL CLASSIFICATION

* EDITED *

BUSINESS ACTIVITY REPORTED IN OCTOBER, 1999

LOCATION : 16-000 SAN JUAN COUNTY

SIC CODE		NO. TAX RETURNS	TOTAL REPORTED GROSS RECEIPTS	TAXABLE GROSS RECEIPTS	REPORTED TAX DUE
0100	AGRICULTURAL PRODUCTION	7	127,822	66,403	3,886.50
0700	AGRICULTURAL SERVICES	14	191,096	191,096	11,594.21
AGRI	TOT. AGRICULTURE	21	318,918	257,499	15,480.71
1310	CRUDE PETROL., NATURAL GAS, NATURAL GAS LIQUIDS				
1381	OIL AND GAS WELL DRILLING				
1389	OIL AND GAS FIELD SERVICES, EXCEPT DRILLING	92	15,264,419	14,113,715	834,787.60
MINE	TOT. MINING	104	15,612,481	14,457,498	854,948.29
1500	GENERAL BUILDING CONTRACTORS	177	6,734,351	5,127,829	307,894.68
1610	HIGHWAY CONTRACTORS	7	1,990,409	1,160,962	67,018.92
1620	NON-BUILDING HEAVY CONTRACTORS, EXCEPT HIGHWAY	21	826,061	750,438	43,764.53
1700	SPECIAL TRADE CONTRACTORS	217	9,955,061	6,438,743	381,227.07
CONS	TOT. CONTRACT CONSTRUCTION	422	19,505,882	13,477,972	799,905.20
2000	FOOD AND KINDRED PRODUCTS, EXCEPT MEAT PRODUCTS	5	151,730	117,454	6,988.38
2300	APPAREL AND TEXTILE MILL PRODUCTS				
2400	LUMBER, WOOD AND PAPER PRODUCTS	6	83,807	51,508	2,986.29
2700	PRINTING AND PUBLISHING	6	638,872	431,753	26,184.00
2900	PETROLEUM REFINING AND RELATED INDUSTRIES	9	1,539,391	1,381,094	82,109.82
3200	STONE, CLAY, GLASS, AND CONCRETE PRODUCTS	9	253,564	132,897	8,017.31
3400	PRIMARY METAL INDUST., FABRICATED METAL PRODUCTS	18	483,075	213,838	12,860.69
3500	MACHINERY, EXCEPT ELECTRICAL	4	170,626	24,076	1,459.59
3600	ELECTRICAL MACHINERY, EQUIPMENT AND SUPPLIES	8	106,815	37,072	2,252.19
3670	ELECTRONIC COMPONENTS AND ACCESSORIES				
3700	TRANSPORTATION EQUIPMENT	3	37,488	15,555	952.11
3900	MISCELLANEOUS MANUFACTURING	36	970,786	500,590	29,671.29
MFG-	TOT. MANUFACTURING	109	4,469,890	2,915,500	174,055.31
4100	LOCAL AND HIGHWAY PASSENGER TRANSPORTATION	4	750,129	731,951	41,625.91
4200	MOTOR FREIGHT TRANS., WAREHOUSING, TRANS. SERVICES	63	2,686,049	1,236,786	72,478.79
4810	TELEPHONE AND TELEGRAPH COMMUNICATIONS	65	2,945,967	2,894,462	173,887.59
4830	RADIO AND TELEVISION BROADCASTING	7	339,308	177,215	10,743.68
4900	ELECTRIC WATER AND SANITARY SERVICE UTILITIES	9	1,397,042	675,170	38,826.18
4920	GAS UTILITIES	5	789,757	688,544	41,403.86
TCU-	TOT. TRANSPORTATION, COMMUNICATIONS AND UTILITIES	153	8,908,252	6,404,129	378,966.01
5010	MOTOR VEHICLES AND AUTOMOTIVE EQUIPMENT	7	717,273	338,362	20,519.94
5020	DRUGS, CHEMICALS AND ALLIED PRODUCTS	7	183,115	78,956	4,893.87
5040	GROCERIES AND RELATED PRODUCTS	19	687,366	144,285	8,808.28
5060	ELECTRICAL GOODS AND HOUSEHOLD APPLIANCES	8	1,544,833	556,937	33,777.70
5070	HARDWARE, PLUMBING AND HEATING EQUIP. AND SUPPLIES	12	1,318,098	357,219	21,645.10
5080	MACHINERY, EQUIPMENT AND SUPPLIES	24	5,043,059	4,050,782	245,058.34
5090	MISCELLANEOUS WHOLESALEERS	138	6,650,738	2,756,533	165,201.97

TAXATION AND REVENUE DEPARTMENT
STATE OF NEW MEXICO
COMBINED REVENUE SYSTEM* MONTHLY *
* EDITED *

ANALYSIS OF GROSS RECEIPTS TAX BY STANDARD INDUSTRIAL CLASSIFICATION

BUSINESS ACTIVITY REPORTED IN OCTOBER, 1999

LOCATION : 16-000 SAN JUAN COUNTY

SIC CODE		NO. TAX RETURNS	TOTAL REPORTED GROSS RECEIPTS	TAXABLE GROSS RECEIPTS	REPORTED TAX DUE
5092	PETROLEUM AND PETROLEUM PRODUCTS	13	9,931,841	2,544,994	157,378.00
WHSL	TOT. WHOLESALE TRADE	228	26,076,323	10,828,068	657,283.20
5200	BUILDING MATERIALS	17	3,350,897	1,612,413	97,917.42
5251	HARDWARE STORES	11	914,059	513,359	31,122.39
5252	FARM EQUIPMENT DEALERS				
5300	GENERAL MERCHANDISE, EXCEPT DEPARTMENT STORES	41	1,547,727	1,184,285	71,668.06
5310	DEPARTMENT STORES	9	4,609,147	4,413,871	287,591.65
5400	RETAIL FOOD STORES	53	11,822,382	9,649,479	586,374.95
5510	MOTOR VEHICLE DEALERS	16	2,729,358	1,259,776	76,106.70
5540	GASOLINE SERVICE STATIONS	18	2,097,784	1,933,711	115,599.61
5592	MOBILE HOME DEALERS	18	3,315,538	1,913,559	115,646.33
5599	MISCELLANEOUS VEHICLE AND AUTO ACCESSORY DEALERS	33	3,364,459	2,520,029	151,729.47
5600	APPAREL AND ACCESSORY STORES	33	1,550,667	1,416,827	85,905.81
5700	FURNITURE, HOME FURNISHINGS AND APPLIANCE STORES	26	1,616,800	1,081,662	65,510.91
5800	EATING AND DRINKING PLACES	148	6,827,665	6,527,184	396,884.01
5813	LIQUOR DISPENSERS - BY THE DRINK	16	727,284	654,327	39,324.84
5910	DRUG AND PROPRIETARY STORES	7	2,014,600	650,315	39,528.61
5920	PACKAGE LIQUOR STORES				
5990	MISCELLANEOUS RETAILERS	541	25,576,758	21,101,895	1,274,530.81
RETL	TOT. RETAIL TRADE	992	72,537,776	56,584,997	3,424,342.76
6000	BANKS	12	864,560	660,612	40,003.58
6100	CREDIT AGENCIES, EXCEPT BANKS AND S-AND-L ASSOC.	8	45,832	20,639	1,249.15
6120	SAVINGS AND LOAN ASSOCIATIONS	4	22,556	2,109	127.83
6200	SECUTY. AND COMDTY. BROKERS, DELRS., EXCGS., SERV.	6	90,655	90,655	5,495.96
6300	INSURANCE AGENTS, CARRIERS, BROKERS AND SERVICES	7	74,025	66,797	4,067.41
6510	REAL EST. OPER-LESLR-AGT., ETC., AND TITLE ABSTRACT	41	390,552	349,102	20,991.59
6550	REAL ESTATE SUBDIVIDERS AND DEVELOPERS				
6700	HOLDING AND OTHER INVESTMENT COMPANIES				
FIRE	TOT. FINANCE, INSURANCE AND REAL ESTATE	83	1,687,425	1,229,246	74,325.30
7000	HOTELS, MOTELS, TRAILER PARKS AND OTHER LODGING	31	1,738,380	1,456,788	88,344.79
7200	PERSONAL SERVICES	213	1,527,785	1,490,400	89,931.89
7300	MISCELLANEOUS BUSINESS SERVICES	237	11,167,416	8,702,772	515,219.00
7391	COMMERCIAL RESEARCH AND DEVELOPMENT LABORATORIES				
7500	AUTOMOBILE RENTAL, REPAIR AND OTHER SERVICES	103	4,056,390	1,614,146	99,270.22
7600	MISCELLANEOUS REPAIR SERVICES	118	3,613,843	2,427,932	146,153.52
7800	MOTION PICTURE THEATERS AND PRODUCTION				
7900	AMUSEMENT AND RECREATION SERVICES	36	415,772	411,457	24,286.69
8010	PHYSICIANS, DENTISTS AND OTHERS	115	3,875,569	3,684,989	223,258.26
8060	HOSPITALS AND OTHER HEALTH SERVICES	22	3,004,224	2,082,100	126,274.03
8100	LEGAL SERVICES	38	732,188	728,679	44,001.89
8200	EDUCATIONAL SERVICES	17	308,292	258,997	15,716.03

* MONTHLY *
* EDITED *

ANALYSIS OF GROSS RECEIPTS TAX BY STANDARD INDUSTRIAL CLASSIFICATION

BUSINESS ACTIVITY REPORTED IN OCTOBER, 1999

LOCATION : 16-000 SAN JUAN COUNTY

SIC CODE		NO. TAX RETURNS	TOTAL REPORTED GROSS RECEIPTS	TAXABLE GROSS RECEIPTS	REPORTED TAX DUE
8900	MISCELLANEOUS SERVICES	483	12,292,233	10,472,539	625,698.13
8910	ENGINEERING AND ARCHITECTURAL SERVICES	20	1,905,656	1,193,211	70,484.71
SERV	TOT. SERVICES	1,436	44,924,838	34,793,626	2,084,984.05
9282	STATE GOVERNMENT - EDUCATIONAL INSTITUTIONS	0	94,897-	94,897-	5,634.48-
9393	LOCAL GOVERNMENT - MUNICIPALITIES	4	5,333,501	4,463,608	263,245.81
GOVT	TOT. GOVERNMENT	4	5,238,605	4,368,712	257,611.33
9999	NONCLASSIFIABLE ESTABLISHMENTS - (SERVICES)	7	59,602	8,299	505.75
TOT-	TOTAL FOR ALL INDUSTRIES IN THIS LOCATION	3,559	199,339,991	145,325,545	8,722,407.91
TEL-	INTERSTATE TELECOMMUNICATIONS	57	578,093	577,800	24,556.51

* MONTHLY *
* EDITED *

ANALYSIS OF GROSS RECEIPTS TAX BY STANDARD INDUSTRIAL CLASSIFICATION

BUSINESS ACTIVITY REPORTED IN OCTOBER, 1999

LOCATION : 12-000 SAN MIGUEL COUNTY

SIC CODE		NO. TAX RETURNS	TOTAL REPORTED GROSS RECEIPTS	TAXABLE GROSS RECEIPTS	REPORTED TAX DUE
0100	AGRICULTURAL PRODUCTION				
0700	AGRICULTURAL SERVICES				
AGRI	TOT. AGRICULTURE				
1500	GENERAL BUILDING CONTRACTORS	52	1,708,625	1,611,668	97,534.74
1620	NON-BUILDING HEAVY CONTRACTORS, EXCEPT HIGHWAY	5	37,364	12,798	802.64
1700	SPECIAL TRADE CONTRACTORS	88	1,949,774	980,453	61,071.23
CONS	TOT. CONTRACT CONSTRUCTION	145	3,695,763	2,604,919	159,408.61
2000	FOOD AND KINDRED PRODUCTS, EXCEPT MEAT PRODUCTS				
2400	LUMBER, WOOD AND PAPER PRODUCTS	6	114,037	39,101	2,276.28
2700	PRINTING AND PUBLISHING				
3200	STONE, CLAY, GLASS, AND CONCRETE PRODUCTS				
3400	PRIMARY METAL INDUST., FABRICATED METAL PRODUCTS				
3600	ELECTRICAL MACHINERY, EQUIPMENT AND SUPPLIES	7	18,723	12,880	809.25
3700	TRANSPORTATION EQUIPMENT				
3900	MISCELLANEOUS MANUFACTURING	17	1,343,745	23,472	1,420.58
MFG-	TOT. MANUFACTURING	36	1,769,495	200,985	12,418.08
4100	LOCAL AND HIGHWAY PASSENGER TRANSPORTATION	13	202,414	202,414	12,658.55
4200	MOTOR FREIGHT TRANS., WAREHOUSING, TRANS. SERVICES	11	43,923	17,653	1,040.87
4810	TELEPHONE AND TELEGRAPH COMMUNICATIONS	39	553,420	537,702	33,215.61
4830	RADIO AND TELEVISION BROADCASTING	5	37,471	33,568	2,139.94
4900	ELECTRIC WATER AND SANITARY SERVICE UTILITIES	10	1,550,898	1,220,157	74,558.65
TCU-	TOT. TRANSPORTATION, COMMUNICATIONS AND UTILITIES	78	2,388,125	2,011,493	123,613.62
5020	DRUGS, CHEMICALS AND ALLIED PRODUCTS				
5040	GROCERIES AND RELATED PRODUCTS	10	1,417,383	103,517	6,309.19
5060	ELECTRICAL GOODS AND HOUSEHOLD APPLIANCES				
5070	HARDWARE, PLUMBING AND HEATING EQUIP. AND SUPPLIES				
5080	MACHINERY, EQUIPMENT AND SUPPLIES	7	57,541	27,005	1,720.81
5090	MISCELLANEOUS WHOLESALERS	49	370,288	34,163	2,099.92
5092	PETROLEUM AND PETROLEUM PRODUCTS	3	314,697	186,476	11,887.87
WHSL	TOT. WHOLESALE TRADE	74	2,161,896	352,748	22,118.36
5200	BUILDING MATERIALS				
5251	HARDWARE STORES				
5300	GENERAL MERCHANDISE, EXCEPT DEPARTMENT STORES	18	185,952	149,671	9,459.89
5310	DEPARTMENT STORES	4	142,543	132,524	8,448.40
5400	RETAIL FOOD STORES	21	2,197,235	1,775,097	112,753.27
5510	MOTOR VEHICLE DEALERS				
5540	GASOLINE SERVICE STATIONS	10	374,560	275,104	17,062.69
5592	MOBILE HOME DEALERS				

* MONTHLY *

ANALYSIS OF GROSS RECEIPTS TAX BY STANDARD INDUSTRIAL CLASSIFICATION

* EDITED *

BUSINESS ACTIVITY REPORTED IN OCTOBER, 1999

LOCATION : 12-000 SAN MIGUEL COUNTY

SIC CODE		NO. TAX RETURNS	TOTAL REPORTED GROSS RECEIPTS	TAXABLE GROSS RECEIPTS	REPORTED TAX DUE
5599	MISCELLANEOUS VEHICLE AND AUTO ACCESSORY DEALERS	5	302,721	247,566	15,782.36
5600	APPAREL AND ACCESSORY STORES	5	133,043	133,043	8,481.47
5700	FURNITURE, HOME FURNISHINGS AND APPLIANCE STORES	11	54,591	48,419	3,035.06
5800	EATING AND DRINKING PLACES	37	1,498,519	1,268,348	80,159.83
5813	LIQUOR DISPENSERS - BY THE DRINK	15	590,259	568,282	35,974.70
5910	DRUG AND PROPRIETARY STORES				
5920	PACKAGE LIQUOR STORES	3	336,296	291,286	18,262.63
5990	MISCELLANEOUS RETAILERS	146	5,260,420	4,459,127	282,849.11
RETL	TOT. RETAIL TRADE	282	12,370,582	10,129,030	642,030.31
6000	BANKS	7	140,726	119,935	7,641.42
6100	CREDIT AGENCIES, EXCEPT BANKS AND S-AND-L ASSOC.				
6200	SECUTY. AND COMDTY. BROKERS, DELRS., EXCGS., SERV.				
6300	INSURANCE AGENTS, CARRIERS, BROKERS AND SERVICES	3	48,431	7,265	463.17
6510	REAL EST. OPER-LESR-AGT., ETC., AND TITLE ABSTRACT	30	435,900	138,443	8,371.66
6550	REAL ESTATE SUBDIVIDERS AND DEVELOPERS				
6700	HOLDING AND OTHER INVESTMENT COMPANIES				
FIRE	TOT. FINANCE, INSURANCE AND REAL ESTATE	46	664,977	292,108	18,016.78
7000	HOTELS, MOTELS, TRAILER PARKS AND OTHER LODGING	25	496,883	490,118	30,725.85
7200	PERSONAL SERVICES	52	348,265	316,303	19,993.86
7300	MISCELLANEOUS BUSINESS SERVICES	49	407,337	377,229	23,676.06
7500	AUTOMOBILE RENTAL, REPAIR AND OTHER SERVICES	41	383,392	327,706	20,647.10
7600	MISCELLANEOUS REPAIR SERVICES	12	57,969	44,421	2,726.51
7900	AMUSEMENT AND RECREATION SERVICES	4	438,435	438,435	25,595.90
8010	PHYSICIANS, DENTISTS AND OTHERS	36	636,708	596,816	38,036.38
8060	HOSPITALS AND OTHER HEALTH SERVICES	15	265,010	257,385	16,327.75
8100	LEGAL SERVICES	9	106,495	106,095	6,763.54
8200	EDUCATIONAL SERVICES	5	33,411	32,708	2,082.04
8600	NONPROFIT MEMBERSHIP ORGANIZATIONS				
8900	MISCELLANEOUS SERVICES	178	1,187,666	649,809	40,576.56
8910	ENGINEERING AND ARCHITECTURAL SERVICES				
SERV	TOT. SERVICES	430	4,547,115	3,785,637	235,895.02
9100	FEDERAL GOVERNMENT - ALL OTHER				
9300	LOCAL GOVERNMENT - COUNTIES				
GOVT	TOT. GOVERNMENT				
9999	NONCLASSIFIABLE ESTABLISHMENTS - (SERVICES)	7	80,210	8,109	498.82
TOT-	TOTAL FOR ALL INDUSTRIES IN THIS LOCATION	1,103	27,727,549	19,434,416	1,216,933.27
TEL-	INTERSTATE TELECOMMUNICATIONS	35	80,326	79,654	3,385.31

* MONTHLY *

ANALYSIS OF GROSS RECEIPTS TAX BY STANDARD INDUSTRIAL CLASSIFICATION

* EDITED *

BUSINESS ACTIVITY REPORTED IN OCTOBER, 1999

LOCATION : 01-000 SANTA FE COUNTY

SIC CODE		NO. TAX RETURNS	TOTAL REPORTED GROSS RECEIPTS	TAXABLE GROSS RECEIPTS	REPORTED TAX DUE
0100	AGRICULTURAL PRODUCTION	12	528,184	306,200	19,235.24
0700	AGRICULTURAL SERVICES	35	896,104	875,845	54,143.36
AGRI	TOT. AGRICULTURE	47	1,424,288	1,182,046	73,378.60
1000	METAL MINING, EXCEPT COPPER, URANIUM, MOLYBDENUM				
1381	OIL AND GAS WELL DRILLING				
1389	OIL AND GAS FIELD SERVICES, EXCEPT DRILLING				
MINE	TOT. MINING	3	64,194	64,194	3,771.41
1500	GENERAL BUILDING CONTRACTORS	459	27,664,315	23,228,076	1,410,993.68
1610	HIGHWAY CONTRACTORS	8	1,569,731	1,055,303	64,137.59
1620	NON-BUILDING HEAVY CONTRACTORS, EXCEPT HIGHWAY	22	1,747,090	1,447,437	90,840.70
1700	SPECIAL TRADE CONTRACTORS	501	15,872,252	6,513,393	400,027.17
CONS	TOT. CONTRACT CONSTRUCTION	990	46,853,387	32,244,210	1,965,999.14
2000	FOOD AND KINDRED PRODUCTS, EXCEPT MEAT PRODUCTS	9	2,175,981	162,242	10,241.02
2300	APPAREL AND TEXTILE MILL PRODUCTS	9	340,809	88,797	5,557.66
2400	LUMBER, WOOD AND PAPER PRODUCTS	34	1,780,516	710,092	44,516.57
2700	PRINTING AND PUBLISHING	34	2,947,554	2,368,526	149,258.60
2900	PETROLEUM REFINING AND RELATED INDUSTRIES				
3200	STONE, CLAY, GLASS, AND CONCRETE PRODUCTS	12	626,832	86,552	5,426.22
3400	PRIMARY METAL INDUST., FABRICATED METAL PRODUCTS	14	2,046,532	299,482	18,670.49
3600	ELECTRICAL MACHINERY, EQUIPMENT AND SUPPLIES	12	984,473	588,174	36,785.66
3670	ELECTRONIC COMPONENTS AND ACCESSORIES				
3700	TRANSPORTATION EQUIPMENT				
3800	PROF., SCIENTIF., OPTIC., OTHER PRECIS. INSTRUMTS.	3	31,596	15,686	990.20
3900	MISCELLANEOUS MANUFACTURING	206	5,280,767	1,533,725	93,603.05
MFG-	TOT. MANUFACTURING	337	16,624,289	6,249,114	390,042.83
4000	RAILROAD TRANSPORTATION				
4100	LOCAL AND HIGHWAY PASSENGER TRANSPORTATION	29	313,883	289,195	18,195.88
4200	MOTOR FREIGHT TRANS., WAREHOUSING, TRANS. SERVICES	24	767,946	323,690	20,318.46
4500	AIR TRANSPORTATION				
4810	TELEPHONE AND TELEGRAPH COMMUNICATIONS	65	6,770,826	6,375,686	397,514.89
4830	RADIO AND TELEVISION BROADCASTING	9	935,662	864,470	54,047.40
4900	ELECTRIC WATER AND SANITARY SERVICE UTILITIES	10	7,352,497	6,386,123	396,408.50
4920	GAS UTILITIES	4	1,264,779	1,079,443	66,951.23
TCU-	TOT. TRANSPORTATION, COMMUNICATIONS AND UTILITIES	147	17,657,409	15,511,862	965,392.51
5010	MOTOR VEHICLES AND AUTOMOTIVE EQUIPMENT	7	522,402	145,418	9,179.52
5020	DRUGS, CHEMICALS AND ALLIED PRODUCTS	3	1,535	648	40.64
5040	GROCERIES AND RELATED PRODUCTS	28	1,331,115	87,551	4,924.02
5060	ELECTRICAL GOODS AND HOUSEHOLD APPLIANCES	6	1,181,965	212,975	13,435.10
5070	HARDWARE, PLUMBING AND HEATING EQUIP. AND SUPPLIES	10	4,751,845	421,421	25,845.93

* MONTHLY *

ANALYSIS OF GROSS RECEIPTS TAX BY STANDARD INDUSTRIAL CLASSIFICATION

* EDITED *

BUSINESS ACTIVITY REPORTED IN OCTOBER, 1999

LOCATION : 01-000 SANTA FE COUNTY

SIC CODE		NO. TAX RETURNS	TOTAL REPORTED GROSS RECEIPTS	TAXABLE GROSS RECEIPTS	REPORTED TAX DUE
5080	MACHINERY, EQUIPMENT AND SUPPLIES	19	2,326,871	2,035,003	128,447.90
5090	MISCELLANEOUS WHOLESALERS	227	20,832,535	2,082,749	129,821.85
5092	PETROLEUM AND PETROLEUM PRODUCTS	10	803,240	716,679	43,923.66
WHSL	TOT. WHOLESALE TRADE	310	31,751,508	5,702,444	355,618.62
5200	BUILDING MATERIALS	15	4,289,639	2,039,054	128,480.73
5251	HARDWARE STORES	10	1,152,051	586,634	37,029.25
5252	FARM EQUIPMENT DEALERS				
5300	GENERAL MERCHANDISE, EXCEPT DEPARTMENT STORES	41	3,109,267	2,373,431	145,186.12
5310	DEPARTMENT STORES	9	5,940,838	5,570,203	351,208.60
5400	RETAIL FOOD STORES	74	18,967,452	17,462,450	1,100,066.19
5510	MOTOR VEHICLE DEALERS	16	5,040,207	1,519,494	95,869.93
5540	GASOLINE SERVICE STATIONS	11	171,901	158,912	9,931.41
5592	MOBILE HOME DEALERS				
5599	MISCELLANEOUS VEHICLE AND AUTO ACCESSORY DEALERS	21	2,433,523	1,897,726	119,695.44
5600	APPAREL AND ACCESSORY STORES	116	5,826,387	4,952,674	310,283.74
5700	FURNITURE, HOME FURNISHINGS AND APPLIANCE STORES	47	3,972,687	3,004,785	189,488.72
5800	EATING AND DRINKING PLACES	245	14,981,937	15,417,336	968,297.13
5813	LIQUOR DISPENSERS - BY THE DRINK	17	789,111	787,975	49,647.47
5910	DRUG AND PROPRIETARY STORES	5	2,721,889	1,277,088	80,595.32
5920	PACKAGE LIQUOR STORES	13	701,622	689,626	42,402.79
5990	MISCELLANEOUS RETAILERS	1,157	56,882,785	37,445,740	2,351,385.19
RETL	TOT. RETAIL TRADE	1,803	127,573,926	95,772,501	6,016,187.02
6000	BANKS	13	1,574,949	1,011,916	63,877.19
6100	CREDIT AGENCIES, EXCEPT BANKS AND S-AND-L ASSOC.	7	237,877	88,907	5,612.26
6120	SAVINGS AND LOAN ASSOCIATIONS	3	16,386	3,908	246.69
6200	SECUTY. AND COMDTY. BROKERS, DELRS., EXCGS., SERV.	12	552,305	542,535	34,246.65
6300	INSURANCE AGENTS, CARRIERS, BROKERS AND SERVICES	12	164,561	158,282	9,991.54
6510	REAL EST. OPER-LESR-AGT., ETC., AND TITLE ABSTRACT	165	5,965,982	4,648,841	287,791.48
6550	REAL ESTATE SUBDIVIDERS AND DEVELOPERS	11	6,148,772	3,249,772	194,973.35
6700	HOLDING AND OTHER INVESTMENT COMPANIES	22	2,509,966	681,432	42,312.39
FIRE	TOT. FINANCE, INSURANCE AND REAL ESTATE	245	17,170,799	10,385,593	639,051.55
7000	HOTELS, MOTELS, TRAILER PARKS AND OTHER LODGING	84	12,059,730	11,788,704	739,924.83
7200	PERSONAL SERVICES	467	3,385,904	4,128,700	257,923.29
7300	MISCELLANEOUS BUSINESS SERVICES	551	13,344,217	9,042,663	566,220.91
7391	COMMERCIAL RESEARCH AND DEVELOPMENT LABORATORIES	5	258,649	52,699	3,326.60
7500	AUTOMOBILE RENTAL, REPAIR AND OTHER SERVICES	137	3,819,224	3,348,429	208,899.61
7600	MISCELLANEOUS REPAIR SERVICES	77	1,039,424	802,192	49,629.22
7800	MOTION PICTURE THEATERS AND PRODUCTION	6	130,539	73,417	4,634.42
7900	AMUSEMENT AND RECREATION SERVICES	19	482,825	383,642	23,081.03
8010	PHYSICIANS, DENTISTS AND OTHERS	234	7,229,355	6,812,269	429,527.04
8060	HOSPITALS AND OTHER HEALTH SERVICES	68	3,195,832	3,017,660	190,007.19

TAXATION AND REVENUE DEPARTMENT
STATE OF NEW MEXICO
COMBINED REVENUE SYSTEM
ANALYSIS OF GROSS RECEIPTS TAX BY STANDARD INDUSTRIAL CLASSIFICATION

* MONTHLY *
* EDITED *

BUSINESS ACTIVITY REPORTED IN OCTOBER, 1999

LOCATION : 01-000 SANTA FE COUNTY

SIC CODE		NO. TAX RETURNS	TOTAL REPORTED GROSS RECEIPTS	TAXABLE GROSS RECEIPTS	REPORTED TAX DUE
8100	LEGAL SERVICES	180	5,740,013	4,928,721	310,907.70
8200	EDUCATIONAL SERVICES	39	349,913	311,534	19,407.68
8600	NONPROFIT MEMBERSHIP ORGANIZATIONS	14	804,338	730,924	46,083.17
8900	MISCELLANEOUS SERVICES	1,186	34,178,796	15,827,106	982,895.54
8910	ENGINEERING AND ARCHITECTURAL SERVICES	112	2,985,927	2,215,434	138,261.01
SERV	TOT. SERVICES	3,179	89,004,686	63,464,094	3,970,729.24
9100	FEDERAL GOVERNMENT - ALL OTHER				
9200	STATE GOVT. - EXCLUDE EDUCATION AND INSTITUTIONS				
GOVT	TOT. GOVERNMENT	3	24,163	24,163	1,507.06
9999	NONCLASSIFIABLE ESTABLISHMENTS - (SERVICES)	22	239,554	171,936	10,777.75
TOT-	TOTAL FOR ALL INDUSTRIES IN THIS LOCATION	7,086	348,388,204	230,772,156	14,392,455.73
TEL-	INTERSTATE TELECOMMUNICATIONS	46	1,074,381	1,068,262	45,401.13

* MONTHLY *

ANALYSIS OF GROSS RECEIPTS TAX BY STANDARD INDUSTRIAL CLASSIFICATION

* EDITED *

BUSINESS ACTIVITY REPORTED IN OCTOBER, 1999

LOCATION : 21-000 SIERRA COUNTY

SIC CODE		NO. TAX RETURNS	TOTAL REPORTED GROSS RECEIPTS	TAXABLE GROSS RECEIPTS	REPORTED TAX DUE
1000	METAL MINING, EXCEPT COPPER, URANIUM, MOLYBDENUM				
MINE	TOT. MINING				
1500	GENERAL BUILDING CONTRACTORS				
1610	HIGHWAY CONTRACTORS				
1700	SPECIAL TRADE CONTRACTORS	32	280,004	209,987	13,262.41
CONS	TOT. CONTRACT CONSTRUCTION	60	1,189,946	910,962	54,303.13
2700	PRINTING AND PUBLISHING				
3600	ELECTRICAL MACHINERY, EQUIPMENT AND SUPPLIES	6	1,567	253	16.40
3700	TRANSPORTATION EQUIPMENT				
3900	MISCELLANEOUS MANUFACTURING				
MFG-	TOT. MANUFACTURING	11	48,221	22,852	1,486.96
4100	LOCAL AND HIGHWAY PASSENGER TRANSPORTATION	13	36,133	36,133	2,358.16
4500	AIR TRANSPORTATION				
4810	TELEPHONE AND TELEGRAPH COMMUNICATIONS	29	95,592	95,233	5,634.21
4830	RADIO AND TELEVISION BROADCASTING	4	31,034	31,034	1,883.24
4900	ELECTRIC WATER AND SANITARY SERVICE UTILITIES				
4920	GAS UTILITIES	4	135,428	126,267	7,685.17
TCU-	TOT. TRANSPORTATION, COMMUNICATIONS AND UTILITIES	53	384,820	366,979	22,147.79
5020	DRUGS, CHEMICALS AND ALLIED PRODUCTS				
5040	GROCERIES AND RELATED PRODUCTS	4	282,122	15,816	1,037.90
5060	ELECTRICAL GOODS AND HOUSEHOLD APPLIANCES				
5080	MACHINERY, EQUIPMENT AND SUPPLIES				
5090	MISCELLANEOUS WHOLESALE	30	308,252	116,318	6,756.24
5092	PETROLEUM AND PETROLEUM PRODUCTS				
WHSL	TOT. WHOLESALE TRADE	41	755,063	160,227	9,622.23
5200	BUILDING MATERIALS				
5252	FARM EQUIPMENT DEALERS				
5300	GENERAL MERCHANDISE, EXCEPT DEPARTMENT STORES	25	688,763	581,305	37,561.38
5310	DEPARTMENT STORES				
5400	RETAIL FOOD STORES	8	1,425,388	1,280,219	83,911.63
5510	MOTOR VEHICLE DEALERS	5	60,547	58,004	3,806.04
5540	GASOLINE SERVICE STATIONS	4	142,372	142,372	8,842.10
5592	MOBILE HOME DEALERS				
5599	MISCELLANEOUS VEHICLE AND AUTO ACCESSORY DEALERS	5	273,043	70,232	4,578.80
5600	APPAREL AND ACCESSORY STORES	5	15,936	13,664	895.06
5700	FURNITURE, HOME FURNISHINGS AND APPLIANCE STORES	4	14,319	13,207	865.53
5800	EATING AND DRINKING PLACES	17	579,537	578,907	37,554.06
5813	LIQUOR DISPENSERS - BY THE DRINK	12	488,096	385,431	23,513.99

STATE OF NEW MEXICO
COMBINED REVENUE SYSTEMRUN DATE: 11/09/99
RUN NUMBER: 499.00* MONTHLY *
* EDITED *

ANALYSIS OF GROSS RECEIPTS TAX BY STANDARD INDUSTRIAL CLASSIFICATION

BUSINESS ACTIVITY REPORTED IN OCTOBER, 1999

LOCATION : 21-000 SIERRA COUNTY

SIC CODE		NO. TAX RETURNS	TOTAL REPORTED GROSS RECEIPTS	TAXABLE GROSS RECEIPTS	REPORTED TAX DUE
5910	DRUG AND PROPRIETARY STORES				
5990	MISCELLANEOUS RETAILERS	122	848,320	780,247	49,611.47
RETL	TOT. RETAIL TRADE	215	5,151,823	4,198,292	270,097.86
6000	BANKS				
6100	CREDIT AGENCIES, EXCEPT BANKS AND S-AND-L ASSOC.				
6200	SECUTY. AND COMDTY. BROKERS, DELRS., EXCGS., SERV.				
6300	INSURANCE AGENTS, CARRIERS, BROKERS AND SERVICES				
6510	REAL EST. OPER-LESR-AGT., ETC., AND TITLE ABSTRACT	15	91,477	76,387	4,828.92
6700	HOLDING AND OTHER INVESTMENT COMPANIES				
FIRE	TOT. FINANCE, INSURANCE AND REAL ESTATE	23	143,701	128,610	8,233.74
7000	HOTELS, MOTELS, TRAILER PARKS AND OTHER LODGING	20	266,403	254,576	16,174.33
7200	PERSONAL SERVICES	37	172,926	172,926	11,261.52
7300	MISCELLANEOUS BUSINESS SERVICES	41	275,876	206,519	13,391.53
7500	AUTOMOBILE RENTAL, REPAIR AND OTHER SERVICES	19	303,718	98,113	6,183.15
7600	MISCELLANEOUS REPAIR SERVICES	22	107,186	81,418	5,180.43
7800	MOTION PICTURE THEATERS AND PRODUCTION				
7900	AMUSEMENT AND RECREATION SERVICES	4	171,439	100,231	5,958.17
8010	PHYSICIANS, DENTISTS AND OTHERS	11	91,637	91,637	6,005.26
8060	HOSPITALS AND OTHER HEALTH SERVICES	8	89,498	83,603	5,486.45
8100	LEGAL SERVICES	6	87,381	87,053	5,712.86
8600	NONPROFIT MEMBERSHIP ORGANIZATIONS				
8900	MISCELLANEOUS SERVICES	113	386,732	306,358	18,986.10
8910	ENGINEERING AND ARCHITECTURAL SERVICES	4	36,446	33,419	2,145.23
SERV	TOT. SERVICES	288	2,025,884	1,552,496	98,854.14
9100	FEDERAL GOVERNMENT - ALL OTHER				
9393	LOCAL GOVERNMENT - MUNICIPALITIES				
GOVT	TOT. GOVERNMENT				
TOT-	TOTAL FOR ALL INDUSTRIES IN THIS LOCATION	695	10,004,265	7,593,614	481,331.84
TEL-	INTERSTATE TELECOMMUNICATIONS	22	9,258	9,133	388.15

STATE OF NEW MEXICO
COMBINED REVENUE SYSTEMRUN DATE: 11/09/99
RUN NUMBER: 499.00* MONTHLY *
* EDITED *

ANALYSIS OF GROSS RECEIPTS TAX BY STANDARD INDUSTRIAL CLASSIFICATION

BUSINESS ACTIVITY REPORTED IN OCTOBER, 1999

LOCATION : 25-000 SOCORRO COUNTY

SIC CODE		NO. TAX RETURNS	TOTAL REPORTED GROSS RECEIPTS	TAXABLE GROSS RECEIPTS	REPORTED TAX DUE
0100	AGRICULTURAL PRODUCTION				
0700	AGRICULTURAL SERVICES				
AGRI	TOT. AGRICULTURE	4	689,910	5,481	304.90
1000	METAL MINING, EXCEPT COPPER, URANIUM, MOLYBDENUM				
MINE	TOT. MINING				
1500	GENERAL BUILDING CONTRACTORS				
1620	NON-BUILDING HEAVY CONTRACTORS, EXCEPT HIGHWAY				
1700	SPECIAL TRADE CONTRACTORS	45	850,268	466,513	27,111.84
CONS	TOT. CONTRACT CONSTRUCTION	76	3,173,746	2,725,250	158,222.61
2400	LUMBER, WOOD AND PAPER PRODUCTS	3	7,340	7,340	437.43
2700	PRINTING AND PUBLISHING				
3200	STONE, CLAY, GLASS, AND CONCRETE PRODUCTS				
3400	PRIMARY METAL INDUST., FABRICATED METAL PRODUCTS				
3600	ELECTRICAL MACHINERY, EQUIPMENT AND SUPPLIES	5	13,187	11,997	718.13
3700	TRANSPORTATION EQUIPMENT				
3900	MISCELLANEOUS MANUFACTURING	12	586,637	21,760	1,252.68
MFG-	TOT. MANUFACTURING	25	658,108	78,994	4,681.12
4100	LOCAL AND HIGHWAY PASSENGER TRANSPORTATION				
4200	MOTOR FREIGHT TRANS., WAREHOUSING, TRANS. SERVICES				
4500	AIR TRANSPORTATION				
4810	TELEPHONE AND TELEGRAPH COMMUNICATIONS	40	369,563	333,765	19,582.17
4830	RADIO AND TELEVISION BROADCASTING				
4900	ELECTRIC WATER AND SANITARY SERVICE UTILITIES	6	1,161,025	799,744	46,174.85
TCU-	TOT. TRANSPORTATION, COMMUNICATIONS AND UTILITIES	52	1,577,183	1,179,648	68,525.42
5010	MOTOR VEHICLES AND AUTOMOTIVE EQUIPMENT	0	40,278-	14,158-	849.45-
5020	DRUGS, CHEMICALS AND ALLIED PRODUCTS				
5070	HARDWARE, PLUMBING AND HEATING EQUIP. AND SUPPLIES				
5080	MACHINERY, EQUIPMENT AND SUPPLIES	5	6,731	6,178	370.68
5090	MISCELLANEOUS WHOLESALERS	43	332,364	205,241	12,212.23
5092	PETROLEUM AND PETROLEUM PRODUCTS				
WHSL	TOT. WHOLESALE TRADE	52	313,357	211,370	12,579.99
5251	HARDWARE STORES	4	148,605	95,997	5,759.84
5252	FARM EQUIPMENT DEALERS				
5300	GENERAL MERCHANDISE, EXCEPT DEPARTMENT STORES	21	692,694	489,759	29,361.91
5310	DEPARTMENT STORES	4	23,741	23,741	1,424.28
5400	RETAIL FOOD STORES	10	1,374,386	1,100,391	65,888.32
5510	MOTOR VEHICLE DEALERS				
5540	GASOLINE SERVICE STATIONS	10	171,404	147,867	8,842.67

* MONTHLY *
* EDITED *

ANALYSIS OF GROSS RECEIPTS TAX BY STANDARD INDUSTRIAL CLASSIFICATION

BUSINESS ACTIVITY REPORTED IN OCTOBER, 1999

LOCATION : 25-000 SOCORRO COUNTY

SIC CODE		NO. TAX RETURNS	TOTAL REPORTED GROSS RECEIPTS	TAXABLE GROSS RECEIPTS	REPORTED TAX DUE
5599	MISCELLANEOUS VEHICLE AND AUTO ACCESSORY DEALERS	3	73,738	45,608	2,736.49
5600	APPAREL AND ACCESSORY STORES	4	11,299	11,299	677.93
5700	FURNITURE, HOME FURNISHINGS AND APPLIANCE STORES	3	4,011	3,681	213.99
5800	EATING AND DRINKING PLACES	23	724,795	719,011	43,015.39
5813	LIQUOR DISPENSERS - BY THE DRINK	4	210,221	205,402	12,052.89
5920	PACKAGE LIQUOR STORES				
5990	MISCELLANEOUS RETAILERS	129	706,441	611,805	36,023.94
RETL	TOT. RETAIL TRADE	219	4,296,505	3,528,219	210,355.34
6000	BANKS	5	73,348	61,932	3,715.93
6100	CREDIT AGENCIES, EXCEPT BANKS AND S-AND-L ASSOC.				
6300	INSURANCE AGENTS, CARRIERS, BROKERS AND SERVICES				
6510	REAL EST. OPER-LESR-AGT., ETC., AND TITLE ABSTRACT	20	206,511	133,519	7,976.73
FIRE	TOT. FINANCE, INSURANCE AND REAL ESTATE	29	288,242	200,941	12,022.06
7000	HOTELS, MOTELS, TRAILER PARKS AND OTHER LODGING	11	495,126	491,923	29,515.37
7200	PERSONAL SERVICES	27	34,483	34,483	2,027.79
7300	MISCELLANEOUS BUSINESS SERVICES	22	200,401	149,941	8,723.05
7391	COMMERCIAL RESEARCH AND DEVELOPMENT LABORATORIES				
7500	AUTOMOBILE RENTAL, REPAIR AND OTHER SERVICES	22	242,272	208,022	12,446.00
7600	MISCELLANEOUS REPAIR SERVICES	5	63,585	51,872	3,015.01
7900	AMUSEMENT AND RECREATION SERVICES				
8010	PHYSICIANS, DENTISTS AND OTHERS	13	367,786	367,543	21,942.00
8060	HOSPITALS AND OTHER HEALTH SERVICES				
8100	LEGAL SERVICES	9	50,198	50,198	2,991.42
8200	EDUCATIONAL SERVICES				
8600	NONPROFIT MEMBERSHIP ORGANIZATIONS				
8900	MISCELLANEOUS SERVICES	102	639,848	583,876	34,412.86
8910	ENGINEERING AND ARCHITECTURAL SERVICES	5	139,830	139,380	8,137.96
SERV	TOT. SERVICES	225	2,285,604	2,129,313	126,336.03
9200	STATE GOVT. - EXCLUDE EDUCATION AND INSTITUTIONS				
9393	LOCAL GOVERNMENT - MUNICIPALITIES				
GOVT	TOT. GOVERNMENT				
9999	NONCLASSIFIABLE ESTABLISHMENTS - (SERVICES)	3	272,776	257,825	15,469.48
TOT-	TOTAL FOR ALL INDUSTRIES IN THIS LOCATION	689	13,631,463	10,389,925	612,869.96
TEL-	INTERSTATE TELECOMMUNICATIONS	29	84,190	84,026	3,571.12

* MONTHLY *
* EDITED *

ANALYSIS OF GROSS RECEIPTS TAX BY STANDARD INDUSTRIAL CLASSIFICATION

BUSINESS ACTIVITY REPORTED IN OCTOBER, 1999

LOCATION : 20-000 TAOS COUNTY

SIC CODE		NO. TAX RETURNS	TOTAL REPORTED GROSS RECEIPTS	TAXABLE GROSS RECEIPTS	REPORTED TAX DUE
0100	AGRICULTURAL PRODUCTION	4	98,581	511	33.00
0700	AGRICULTURAL SERVICES	3	47,384	40,417	2,778.67
AGRI	TOT. AGRICULTURE	7	145,964	40,928	2,811.67
1000	METAL MINING, EXCEPT COPPER, URANIUM, MOLYBDENUM				
MINE	TOT. MINING				
1500	GENERAL BUILDING CONTRACTORS	135	4,160,155	3,614,688	237,584.89
1610	HIGHWAY CONTRACTORS	5	758,531	694,760	45,449.94
1620	NON-BUILDING HEAVY CONTRACTORS, EXCEPT HIGHWAY	8	1,242,531	786,199	49,885.18
1700	SPECIAL TRADE CONTRACTORS	136	1,630,092	1,023,680	68,048.85
CONS	TOT. CONTRACT CONSTRUCTION	284	7,791,309	6,119,328	400,968.86
2000	FOOD AND KINDRED PRODUCTS, EXCEPT MEAT PRODUCTS				
2300	APPAREL AND TEXTILE MILL PRODUCTS	9	230,537	99,434	6,836.06
2400	LUMBER, WOOD AND PAPER PRODUCTS	15	293,322	111,738	7,346.07
2700	PRINTING AND PUBLISHING				
3200	STONE, CLAY, GLASS, AND CONCRETE PRODUCTS	9	67,160	24,596	1,565.76
3400	PRIMARY METAL INDUST., FABRICATED METAL PRODUCTS	4	77,393	41,935	2,796.58
3600	ELECTRICAL MACHINERY, EQUIPMENT AND SUPPLIES	11	64,276	25,553	1,741.19
3700	TRANSPORTATION EQUIPMENT				
3900	MISCELLANEOUS MANUFACTURING	46	833,398	221,410	14,741.10
MFG-	TOT. MANUFACTURING	99	1,705,834	660,169	44,342.55
4100	LOCAL AND HIGHWAY PASSENGER TRANSPORTATION	7	57,785	56,503	3,695.03
4200	MOTOR FREIGHT TRANS., WAREHOUSING, TRANS. SERVICES	7	56,872	5,755	366.09
4500	AIR TRANSPORTATION				
4810	TELEPHONE AND TELEGRAPH COMMUNICATIONS	54	795,142	785,145	51,106.44
4830	RADIO AND TELEVISION BROADCASTING				
4900	ELECTRIC WATER AND SANITARY SERVICE UTILITIES	9	1,527,754	1,452,125	94,526.25
4920	GAS UTILITIES	5	246,115	218,241	14,400.32
TCU-	TOT. TRANSPORTATION, COMMUNICATIONS AND UTILITIES	89	2,804,316	2,630,416	171,688.75
5020	DRUGS, CHEMICALS AND ALLIED PRODUCTS				
5040	GROCERIES AND RELATED PRODUCTS	8	35,933	1,540	105.02
5060	ELECTRICAL GOODS AND HOUSEHOLD APPLIANCES				
5070	HARDWARE, PLUMBING AND HEATING EQUIP. AND SUPPLIES				
5080	MACHINERY, EQUIPMENT AND SUPPLIES	3	2,496	1,808	114.49
5090	MISCELLANEOUS WHOLESALERS	58	450,029	194,985	13,145.21
WHSL	TOT. WHOLESALE TRADE	74	795,761	231,705	15,610.49
5200	BUILDING MATERIALS	17	1,672,228	941,777	63,423.40
5251	HARDWARE STORES	6	554,257	371,059	24,944.63
5300	GENERAL MERCHANDISE, EXCEPT DEPARTMENT STORES	29	400,332	341,608	23,297.51

TAXATION AND REVENUE DEPARTMENT
STATE OF NEW MEXICO
COMBINED REVENUE SYSTEM* MONTHLY *
* EDITED *

ANALYSIS OF GROSS RECEIPTS TAX BY STANDARD INDUSTRIAL CLASSIFICATION

BUSINESS ACTIVITY REPORTED IN OCTOBER, 1999

LOCATION : 20-000 TAOS COUNTY

SIC CODE		NO. TAX RETURNS	TOTAL REPORTED GROSS RECEIPTS	TAXABLE GROSS RECEIPTS	REPORTED TAX DUE
5310	DEPARTMENT STORES	8	181,345	163,843	11,262.40
5400	RETAIL FOOD STORES	36	4,571,175	4,091,386	280,296.35
5510	MOTOR VEHICLE DEALERS				
5540	GASOLINE SERVICE STATIONS	14	514,773	393,197	25,145.75
5599	MISCELLANEOUS VEHICLE AND AUTO ACCESSORY DEALERS	5	154,363	138,072	9,367.45
5600	APPAREL AND ACCESSORY STORES	30	754,608	693,391	46,886.16
5700	FURNITURE, HOME FURNISHINGS AND APPLIANCE STORES	12	232,749	183,370	12,563.08
5800	EATING AND DRINKING PLACES	74	2,804,205	2,804,767	190,283.72
5813	LIQUOR DISPENSERS - BY THE DRINK	9	231,732	231,532	14,994.03
5920	PACKAGE LIQUOR STORES				
5990	MISCELLANEOUS RETAILERS	388	8,716,064	6,997,945	473,435.92
RETL	TOT. RETAIL TRADE	633	21,358,705	17,513,744	1,187,019.71
6000	BANKS	7	447,233	168,487	11,583.51
6100	CREDIT AGENCIES, EXCEPT BANKS AND S-AND-L ASSOC.	5	11,161	11,161	760.52
6200	SECUTY. AND COMDTY. BROKERS, DELRS., EXCGS., SERV.	6	8,810	6,289	432.30
6300	INSURANCE AGENTS, CARRIERS, BROKERS AND SERVICES	4	260,782	67,902	4,668.23
6510	REAL EST. OPER-LESR-AGT., ETC., AND TITLE ABSTRACT	40	623,259	602,341	39,537.75
FIRE	TOT. FINANCE, INSURANCE AND REAL ESTATE	62	1,351,245	856,180	56,982.31
7000	HOTELS, MOTELS, TRAILER PARKS AND OTHER LODGING	100	1,987,601	1,932,196	131,156.61
7200	PERSONAL SERVICES	105	729,672	654,233	42,922.55
7300	MISCELLANEOUS BUSINESS SERVICES	78	942,086	663,599	44,167.58
7500	AUTOMOBILE RENTAL, REPAIR AND OTHER SERVICES	50	418,856	368,712	24,921.86
7600	MISCELLANEOUS REPAIR SERVICES	14	206,313	115,378	7,912.34
7800	MOTION PICTURE THEATERS AND PRODUCTION				
7900	AMUSEMENT AND RECREATION SERVICES				
8010	PHYSICIANS, DENTISTS AND OTHERS	34	847,431	802,819	55,027.71
8060	HOSPITALS AND OTHER HEALTH SERVICES	17	1,196,527	1,171,458	80,333.47
8100	LEGAL SERVICES	28	276,075	269,837	18,502.70
8200	EDUCATIONAL SERVICES	9	193,282	32,971	2,167.43
8600	NONPROFIT MEMBERSHIP ORGANIZATIONS	11	232,072	227,204	15,351.46
8900	MISCELLANEOUS SERVICES	321	3,295,806	2,602,864	173,618.93
8910	ENGINEERING AND ARCHITECTURAL SERVICES	22	257,275	227,165	15,102.81
SERV	TOT. SERVICES	799	10,746,823	9,221,425	620,985.25
9999	NONCLASSIFIABLE ESTABLISHMENTS - (SERVICES)				
TOT-	TOTAL FOR ALL INDUSTRIES IN THIS LOCATION	2,053	46,829,056	37,278,818	2,500,756.23
TEL-	INTERSTATE TELECOMMUNICATIONS	50	177,226	174,993	7,437.22

* MONTHLY *

* EDITED *

BUSINESS ACTIVITY REPORTED IN OCTOBER, 1999

LOCATION : 22-000 TORRANCE COUNTY

SIC CODE		NO. TAX RETURNS	TOTAL REPORTED GROSS RECEIPTS	TAXABLE GROSS RECEIPTS	REPORTED TAX DUE
0100	AGRICULTURAL PRODUCTION				
0800	FORESTRY AND FISHERIES				
AGRI	TOT. AGRICULTURE				
1389	OIL AND GAS FIELD SERVICES, EXCEPT DRILLING				
1400	NONMETALLIC MINERALS, EXCEPT FUELS AND POTASH				
MINE	TOT. MINING				
1500	GENERAL BUILDING CONTRACTORS	36	1,662,761	815,108	49,692.64
1610	HIGHWAY CONTRACTORS				
1620	NON-BUILDING HEAVY CONTRACTORS, EXCEPT HIGHWAY				
1700	SPECIAL TRADE CONTRACTORS	73	1,349,387	888,190	52,458.01
CONS	TOT. CONTRACT CONSTRUCTION	114	3,094,786	1,782,197	106,703.79
2400	LUMBER, WOOD AND PAPER PRODUCTS				
2700	PRINTING AND PUBLISHING	3	40,204	37,025	2,312.79
3200	STONE, CLAY, GLASS, AND CONCRETE PRODUCTS				
3400	PRIMARY METAL INDUST., FABRICATED METAL PRODUCTS				
3600	ELECTRICAL MACHINERY, EQUIPMENT AND SUPPLIES	11	87,141	86,266	5,373.67
3700	TRANSPORTATION EQUIPMENT				
3900	MISCELLANEOUS MANUFACTURING	18	245,459	35,940	2,195.39
MFG-	TOT. MANUFACTURING	36	895,672	660,677	38,413.91
4100	LOCAL AND HIGHWAY PASSENGER TRANSPORTATION	6	149,700	149,700	8,518.38
4200	MOTOR FREIGHT TRANS., WAREHOUSING, TRANS. SERVICES	11	294,138	64,154	3,813.03
4810	TELEPHONE AND TELEGRAPH COMMUNICATIONS	44	329,088	312,279	18,292.32
4900	ELECTRIC WATER AND SANITARY SERVICE UTILITIES	8	36,782	35,205	2,073.87
TCU-	TOT. TRANSPORTATION, COMMUNICATIONS AND UTILITIES	69	809,708	561,339	32,797.60
5040	GROCERIES AND RELATED PRODUCTS				
5060	ELECTRICAL GOODS AND HOUSEHOLD APPLIANCES				
5070	HARDWARE, PLUMBING AND HEATING EQUIP. AND SUPPLIES				
5080	MACHINERY, EQUIPMENT AND SUPPLIES	3	19,342	18,310	1,144.36
5090	MISCELLANEOUS WHOLESALE	30	133,197	95,161	5,533.46
5092	PETROLEUM AND PETROLEUM PRODUCTS	3	264,707	229,223	14,284.51
WHSL	TOT. WHOLESALE TRADE	41	707,180	394,616	24,163.30
5200	BUILDING MATERIALS				
5251	HARDWARE STORES				
5300	GENERAL MERCHANDISE, EXCEPT DEPARTMENT STORES	19	642,009	448,418	27,968.15
5310	DEPARTMENT STORES	4	633	633	37.34
5400	RETAIL FOOD STORES	12	1,397,795	1,199,854	74,517.85
5510	MOTOR VEHICLE DEALERS	4	121,109	102,405	6,116.08
5540	GASOLINE SERVICE STATIONS	9	608,632	596,938	34,906.70

* MONTHLY *

ANALYSIS OF GROSS RECEIPTS TAX BY STANDARD INDUSTRIAL CLASSIFICATION

* EDITED *

BUSINESS ACTIVITY REPORTED IN OCTOBER, 1999

LOCATION : 22-000 TORRANCE COUNTY

SIC CODE		NO. TAX RETURNS	TOTAL REPORTED GROSS RECEIPTS	TAXABLE GROSS RECEIPTS	REPORTED TAX DUE
5592	MOBILE HOME DEALERS	5	428,738	393,118	22,670.51
5599	MISCELLANEOUS VEHICLE AND AUTO ACCESSORY DEALERS	3	87,375	69,204	4,325.25
5600	APPAREL AND ACCESSORY STORES	3	1,691	1,691	105.12
5700	FURNITURE, HOME FURNISHINGS AND APPLIANCE STORES	4	1,160	1,132	66.85
5800	EATING AND DRINKING PLACES	21	409,890	407,640	24,810.54
5813	LIQUOR DISPENSERS - BY THE DRINK	6	218,574	214,592	12,462.43
5990	MISCELLANEOUS RETAILERS	138	1,356,149	896,235	54,066.58
RETL	TOT. RETAIL TRADE	231	5,332,007	4,350,002	263,171.08
6000	BANKS	10	129,742	115,095	7,165.11
6100	CREDIT AGENCIES, EXCEPT BANKS AND S-AND-L ASSOC.				
6300	INSURANCE AGENTS, CARRIERS, BROKERS AND SERVICES				
6510	REAL EST. OPER-LESR-AGT., ETC., AND TITLE ABSTRACT	21	65,217	63,297	3,780.58
FIRE	TOT. FINANCE, INSURANCE AND REAL ESTATE	35	224,845	207,629	12,693.56
7000	HOTELS, MOTELS, TRAILER PARKS AND OTHER LODGING	11	113,208	113,208	7,073.63
7200	PERSONAL SERVICES	22	61,349	61,349	3,719.73
7300	MISCELLANEOUS BUSINESS SERVICES	59	220,717	135,182	8,207.06
7500	AUTOMOBILE RENTAL, REPAIR AND OTHER SERVICES	16	113,631	102,136	6,320.53
7800	MISCELLANEOUS REPAIR SERVICES	5	27,309	19,129	1,107.91
7900	AMUSEMENT AND RECREATION SERVICES				
8010	PHYSICIANS, DENTISTS AND OTHERS	8	81,539	78,717	4,782.02
8080	HOSPITALS AND OTHER HEALTH SERVICES	3	10,223	7,947	465.28
8100	LEGAL SERVICES				
8900	MISCELLANEOUS SERVICES	142	3,161,336	3,040,973	173,757.56
8910	ENGINEERING AND ARCHITECTURAL SERVICES	4	45,027	33,057	1,884.04
SERV	TOT. SERVICES	274	3,882,689	3,640,048	210,298.75
TOT-	TOTAL FOR ALL INDUSTRIES IN THIS LOCATION	808	14,994,709	11,619,216	689,539.81
TEL-	INTERSTATE TELECOMMUNICATIONS	43	45,947	45,899	1,950.69

* MONTHLY *

ANALYSIS OF GROSS RECEIPTS TAX BY STANDARD INDUSTRIAL CLASSIFICATION

* EDITED *

BUSINESS ACTIVITY REPORTED IN OCTOBER, 1999

LOCATION : 18-000 UNION COUNTY

SIC CODE		NO. TAX RETURNS	TOTAL REPORTED GROSS RECEIPTS	TAXABLE GROSS RECEIPTS	REPORTED TAX DUE
0100	AGRICULTURAL PRODUCTION				
0700	AGRICULTURAL SERVICES				
AGRI	TOT. AGRICULTURE	5	250,353	250,353	13,936.57
1500	GENERAL BUILDING CONTRACTORS	5	1,140,369	1,139,982	70,536.40
1610	HIGHWAY CONTRACTORS				
1620	NON-BUILDING HEAVY CONTRACTORS, EXCEPT HIGHWAY				
1700	SPECIAL TRADE CONTRACTORS	11	932,700	59,409	3,675.92
CONS	TOT. CONTRACT CONSTRUCTION	21	2,438,061	1,496,478	91,774.29
2700	PRINTING AND PUBLISHING				
3400	PRIMARY METAL INDUST., FABRICATED METAL PRODUCTS				
3600	ELECTRICAL MACHINERY, EQUIPMENT AND SUPPLIES	3	130	130	8.05
3700	TRANSPORTATION EQUIPMENT				
MFG-	TOT. MANUFACTURING	8	155,091	56,370	3,420.58
4100	LOCAL AND HIGHWAY PASSENGER TRANSPORTATION	5	30,814	30,814	1,837.22
4200	MOTOR FREIGHT TRANS., WAREHOUSING, TRANS. SERVICES	4	31,769	31,742	1,937.97
4810	TELEPHONE AND TELEGRAPH COMMUNICATIONS	32	168,169	138,976	8,298.86
4830	RADIO AND TELEVISION BROADCASTING				
4900	ELECTRIC WATER AND SANITARY SERVICE UTILITIES	6	1,302,071	1,267,146	67,507.60
4920	GAS UTILITIES				
TCU-	TOT. TRANSPORTATION, COMMUNICATIONS AND UTILITIES	52	1,648,562	1,564,697	85,364.76
5070	HARDWARE, PLUMBING AND HEATING EQUIP. AND SUPPLIES				
5090	MISCELLANEOUS WHOLESALERS	11	41,440	13,807	833.03
5092	PETROLEUM AND PETROLEUM PRODUCTS				
WHSL	TOT. WHOLESALE TRADE	14	107,588	74,627	4,152.33
5200	BUILDING MATERIALS	4	220,510	62,064	3,840.19
5251	HARDWARE STORES				
5300	GENERAL MERCHANDISE, EXCEPT DEPARTMENT STORES	17	106,983	104,781	6,455.82
5310	DEPARTMENT STORES	4	31,076	31,076	1,919.95
5400	RETAIL FOOD STORES	5	488,455	455,403	28,109.94
5540	GASOLINE SERVICE STATIONS	5	64,727	62,160	3,824.74
5599	MISCELLANEOUS VEHICLE AND AUTO ACCESSORY DEALERS				
5600	APPAREL AND ACCESSORY STORES	7	38,562	38,562	2,383.38
5800	EATING AND DRINKING PLACES	6	187,458	187,412	11,344.94
5910	DRUG AND PROPRIETARY STORES	4	178,000	17,957	1,111.09
5920	PACKAGE LIQUOR STORES				
5990	MISCELLANEOUS RETAILERS	67	312,520	189,246	11,216.78
RETL	TOT. RETAIL TRADE	124	1,823,212	1,333,827	81,664.01

* MONTHLY *

ANALYSIS OF GROSS RECEIPTS TAX BY STANDARD INDUSTRIAL CLASSIFICATION

* EDITED *

BUSINESS ACTIVITY REPORTED IN OCTOBER, 1999

LOCATION : 18-000 UNION COUNTY

SIC CODE		NO. TAX RETURNS	TOTAL REPORTED GROSS RECEIPTS	TAXABLE GROSS RECEIPTS	REPORTED TAX DUE
6000	BANKS	4	168,209	100,075	6,192.12
6300	INSURANCE AGENTS, CARRIERS, BROKERS AND SERVICES	3	12,785	2,300	142.30
6510	REAL EST. OPER-LESR-AGT., ETC., AND TITLE ABSTRACT	3	13,372	10,356	640.79
FIRE	TOT. FINANCE, INSURANCE AND REAL ESTATE	10	194,366	112,731	6,975.21
7000	HOTELS, MOTELS, TRAILER PARKS AND OTHER LODGING	8	220,172	215,544	13,336.78
7200	PERSONAL SERVICES	12	43,048	40,050	2,385.95
7300	MISCELLANEOUS BUSINESS SERVICES	15	208,397	187,782	11,598.01
7500	AUTOMOBILE RENTAL, REPAIR AND OTHER SERVICES	4	12,401	12,090	675.24
7600	MISCELLANEOUS REPAIR SERVICES	14	76,617	71,881	4,020.67
7800	MOTION PICTURE THEATERS AND PRODUCTION				
8010	PHYSICIANS, DENTISTS AND OTHERS	11	355,002	238,014	14,727.10
8100	LEGAL SERVICES				
8900	MISCELLANEOUS SERVICES	56	436,697	291,299	16,359.65
SERV	TOT. SERVICES	123	1,403,425	1,107,185	66,229.69
9100	FEDERAL GOVERNMENT - ALL OTHER				
9393	LOCAL GOVERNMENT - MUNICIPALITIES				
9396	LOCAL GOVERNMENT - SPECIAL DISTRICTS AND OTHER				
GOVT	TOT. GOVERNMENT				
9999	NONCLASSIFIABLE ESTABLISHMENTS - (SERVICES)				
TOT-	TOTAL FOR ALL INDUSTRIES IN THIS LOCATION	362	8,034,758	6,002,831	353,900.08
TEL-	INTERSTATE TELECOMMUNICATIONS	12	59,602	59,595	2,532.81

* MONTHLY *

ANALYSIS OF GROSS RECEIPTS TAX BY STANDARD INDUSTRIAL CLASSIFICATION

* EDITED *

BUSINESS ACTIVITY REPORTED IN OCTOBER, 1999

LOCATION : 14-000 VALENCIA COUNTY

SIC CODE		NO. TAX RETURNS	TOTAL REPORTED GROSS RECEIPTS	TAXABLE GROSS RECEIPTS	REPORTED TAX DUE
0100	AGRICULTURAL PRODUCTION	3	12,160	9,970	580.56
0700	AGRICULTURAL SERVICES	5	124,512	48,122	3,040.51
AGRI	TOT. AGRICULTURE	8	136,672	58,092	3,621.07
1500	GENERAL BUILDING CONTRACTORS	127	4,232,306	3,243,916	198,036.01
1610	HIGHWAY CONTRACTORS	7	1,326,125	1,185,508	69,899.77
1620	NON-BUILDING HEAVY CONTRACTORS, EXCEPT HIGHWAY	7	98,052	40,041	2,439.87
1700	SPECIAL TRADE CONTRACTORS	214	4,316,575	2,195,149	137,524.69
CONS	TOT. CONTRACT CONSTRUCTION	355	9,973,058	6,664,615	407,900.34
2000	FOOD AND KINDRED PRODUCTS, EXCEPT MEAT PRODUCTS	4	43,631	3,978	231.25
2010	MEAT PACKING AND OTHER MEAT PRODUCTS	3	40,236	40,186	2,373.82
2300	APPAREL AND TEXTILE MILL PRODUCTS				
2400	LUMBER, WOOD AND PAPER PRODUCTS	4	18,181	6,456	377.93
2700	PRINTING AND PUBLISHING	4	159,759	121,557	7,892.16
2900	PETROLEUM REFINING AND RELATED INDUSTRIES	3	533,565	526,418	32,709.82
3200	STONE, CLAY, GLASS, AND CONCRETE PRODUCTS	3	9,575	3,980	232.67
3400	PRIMARY METAL INDUST., FABRICATED METAL PRODUCTS	7	53,306	24,397	1,445.17
3500	MACHINERY, EXCEPT ELECTRICAL				
3600	ELECTRICAL MACHINERY, EQUIPMENT AND SUPPLIES	12	143,296	136,938	8,736.86
3670	ELECTRONIC COMPONENTS AND ACCESSORIES				
3700	TRANSPORTATION EQUIPMENT	3	157,701	42,987	2,746.83
3900	MISCELLANEOUS MANUFACTURING	57	1,194,138	191,872	11,518.22
MFG-	TOT. MANUFACTURING	105	2,430,762	1,161,014	71,953.97
4000	RAILROAD TRANSPORTATION				
4100	LOCAL AND HIGHWAY PASSENGER TRANSPORTATION				
4200	MOTOR FREIGHT TRANS., WAREHOUSING, TRANS. SERVICES	11	322,369	34,654	2,211.31
4810	TELEPHONE AND TELEGRAPH COMMUNICATIONS	56	1,088,585	1,087,574	65,956.42
4830	RADIO AND TELEVISION BROADCASTING				
4900	ELECTRIC WATER AND SANITARY SERVICE UTILITIES	10	2,155,861	1,858,923	111,735.19
4920	GAS UTILITIES	4	399,921	356,215	21,682.39
TCU-	TOT. TRANSPORTATION, COMMUNICATIONS AND UTILITIES	85	3,969,841	3,340,471	201,775.72
5010	MOTOR VEHICLES AND AUTOMOTIVE EQUIPMENT				
5020	DRUGS, CHEMICALS AND ALLIED PRODUCTS	4	57,546	3,493	224.99
5040	GROCERIES AND RELATED PRODUCTS	13	545,729	155,989	9,118.71
5060	ELECTRICAL GOODS AND HOUSEHOLD APPLIANCES				
5070	HARDWARE, PLUMBING AND HEATING EQUIP. AND SUPPLIES				
5080	MACHINERY, EQUIPMENT AND SUPPLIES	8	558,052	13,906	886.80
5090	MISCELLANEOUS WHOLESALERS	89	2,181,923	655,400	40,872.08
5092	PETROLEUM AND PETROLEUM PRODUCTS	3	110,999	109,965	7,089.10
WHSL	TOT. WHOLESALE TRADE	122	3,469,349	947,443	58,745.89

TAXATION AND REVENUE DEPARTMENT
STATE OF NEW MEXICO
COMBINED REVENUE SYSTEM* MONTHLY *
* EDITED *

ANALYSIS OF GROSS RECEIPTS TAX BY STANDARD INDUSTRIAL CLASSIFICATION

BUSINESS ACTIVITY REPORTED IN OCTOBER, 1999

LOCATION : 14-000 VALENCIA COUNTY

SIC CODE		NO. TAX RETURNS	TOTAL REPORTED GROSS RECEIPTS	TAXABLE GROSS RECEIPTS	REPORTED TAX DUE
5200	BUILDING MATERIALS	6	703,812	385,904	24,983.41
5300	GENERAL MERCHANDISE, EXCEPT DEPARTMENT STORES	27	685,216	491,605	31,625.04
5310	DEPARTMENT STORES				
5400	RETAIL FOOD STORES	26	4,946,047	4,344,768	276,514.25
5510	MOTOR VEHICLE DEALERS	8	299,646	157,248	9,932.72
5540	GASOLINE SERVICE STATIONS	15	575,003	531,403	33,913.22
5592	MOBILE HOME DEALERS	6	896,066	856,066	55,235.18
5599	MISCELLANEOUS VEHICLE AND AUTO ACCESSORY DEALERS	10	891,116	703,359	44,904.05
5600	APPAREL AND ACCESSORY STORES	13	400,701	399,896	25,655.38
5700	FURNITURE, HOME FURNISHINGS AND APPLIANCE STORES	7	141,574	80,930	5,180.34
5800	EATING AND DRINKING PLACES	65	2,365,413	2,357,197	151,198.70
5813	LIQUOR DISPENSERS - BY THE DRINK	11	186,387	186,379	12,026.22
5910	DRUG AND PROPRIETARY STORES				
5990	MISCELLANEOUS RETAILERS	312	11,215,070	8,045,403	514,904.04
RETL	TOT. RETAIL TRADE	510	24,211,927	19,104,067	1,222,161.78
6000	BANKS	17	346,590	295,781	19,004.56
6100	CREDIT AGENCIES, EXCEPT BANKS AND S-AND-L ASSOC.	3	3,174	3,174	202.37
6120	SAVINGS AND LOAN ASSOCIATIONS				
6200	SECURITY, AND COMDTY. BROKERS, DELRS., EXCGS., SERV.				
6300	INSURANCE AGENTS, CARRIERS, BROKERS AND SERVICES				
6510	REAL EST. OPER-LESR-AGT., ETC., AND TITLE ABSTRACT	54	481,900	392,230	23,870.60
6550	REAL ESTATE SUBDIVIDERS AND DEVELOPERS				
FIRE	TOT. FINANCE, INSURANCE AND REAL ESTATE	81	1,377,787	933,750	57,252.79
7000	HOTELS, MOTELS, TRAILER PARKS AND OTHER LODGING				
7200	PERSONAL SERVICES	117	418,056	389,312	24,638.07
7300	MISCELLANEOUS BUSINESS SERVICES	83	473,812	423,567	26,345.99
7500	AUTOMOBILE RENTAL, REPAIR AND OTHER SERVICES	60	1,210,522	1,218,904	77,055.88
7600	MISCELLANEOUS REPAIR SERVICES	39	353,841	305,475	18,310.13
7800	MOTION PICTURE THEATERS AND PRODUCTION				
7900	AMUSEMENT AND RECREATION SERVICES	6	9,656	9,621	622.80
8010	PHYSICIANS, DENTISTS AND OTHERS	37	1,052,814	1,031,231	65,434.84
8060	HOSPITALS AND OTHER HEALTH SERVICES	26	470,225	409,784	26,398.39
8100	LEGAL SERVICES	31	369,483	368,153	23,351.98
8200	EDUCATIONAL SERVICES	6	162,645	4,751	303.47
8600	NONPROFIT MEMBERSHIP ORGANIZATIONS	3	20,173	20,173	1,250.22
8900	MISCELLANEOUS SERVICES	364	3,422,868	2,508,242	155,175.45
8910	ENGINEERING AND ARCHITECTURAL SERVICES	9	53,406	52,021	3,248.36
SERV	TOT. SERVICES	785	8,118,663	6,841,409	428,604.43
9999	NONCLASSIFIABLE ESTABLISHMENTS - (SERVICES)	4	21,983	11,848	688.66

* MONTHLY *

ANALYSIS OF GROSS RECEIPTS TAX BY STANDARD INDUSTRIAL CLASSIFICATION

* EDITED *

BUSINESS ACTIVITY REPORTED IN OCTOBER, 1999

LOCATION : 14-000 VALENCIA COUNTY

SIC CODE		NO. TAX RETURNS	TOTAL REPORTED GROSS RECEIPTS	TAXABLE GROSS RECEIPTS	REPORTED TAX DUE
TOT-	TOTAL FOR ALL INDUSTRIES IN THIS LOCATION	2,055	53,710,041	39,062,709	2,452,704.65
TEL-	INTERSTATE TELECOMMUNICATIONS	54	189,823	189,701	8,062.32

* MONTHLY *
* EDITED *

ANALYSIS OF GROSS RECEIPTS TAX BY STANDARD INDUSTRIAL CLASSIFICATION

BUSINESS ACTIVITY REPORTED IN OCTOBER, 1999

LOCATION : 77-000 R & D SERVICES

SIC CODE		NO. TAX RETURNS	TOTAL REPORTED GROSS RECEIPTS	TAXABLE GROSS RECEIPTS	REPORTED TAX DUE
1500 CONS	GENERAL BUILDING CONTRACTORS TOT. CONTRACT CONSTRUCTION				
3800 MFG-	PROF., SCIENTIF., OPTIC., OTHER PRECIS. INSTRUMTS. TOT. MANUFACTURING				
5700 5990 RETL	FURNITURE, HOME FURNISHINGS AND APPLIANCE STORES MISCELLANEOUS RETAILERS TOT. RETAIL TRADE	5	283,797	56,392	2,819.58
7300 7391 8200 8900 8910 SERV	MISCELLANEOUS BUSINESS SERVICES COMMERCIAL RESEARCH AND DEVELOPMENT LABORATORIES EDUCATIONAL SERVICES MISCELLANEOUS SERVICES ENGINEERING AND ARCHITECTURAL SERVICES TOT. SERVICES	11 5 11 31	1,058,919 438,838 453,298 2,704,774	302,934 438,838 453,248 1,948,740	15,146.69 21,941.88 22,662.40 97,436.98
TOT-	TOTAL FOR ALL INDUSTRIES IN THIS LOCATION	41	3,199,202	2,184,335	109,216.73

STATE OF NEW MEXICO
COMBINED REVENUE SYSTEMRUN DATE: 11/09/99
RUN NUMBER: 499.00* MONTHLY *
* EDITED *

ANALYSIS OF GROSS RECEIPTS TAX BY STANDARD INDUSTRIAL CLASSIFICATION

BUSINESS ACTIVITY REPORTED IN OCTOBER, 1999

LOCATION : 88-000 OUT-OF-STATE

SIC CODE		NO. TAX RETURNS	TOTAL REPORTED GROSS RECEIPTS	TAXABLE GROSS RECEIPTS	REPORTED TAX DUE
0700	AGRICULTURAL SERVICES	3	200,095	17,604	880.21
AGRI	TOT. AGRICULTURE	3	200,095	17,604	880.21
1000	METAL MINING, EXCEPT COPPER, URANIUM, MOLYBDENUM	0	108,531-	544-	27.19-
1310	CRUDE PETROL., NATURAL GAS, NATURAL GAS LIQUIDS				
1381	OIL AND GAS WELL DRILLING	6	350,340	48,363-	2,418.16-
1389	OIL AND GAS FIELD SERVICES, EXCEPT DRILLING	40	2,083,906	1,841,955	92,097.76
1474	POTASH				
MINE	TOT. MINING	50	20,160,534	3,055,630	152,781.49
1500	GENERAL BUILDING CONTRACTORS				
1610	HIGHWAY CONTRACTORS				
1620	NON-BUILDING HEAVY CONTRACTORS, EXCEPT HIGHWAY				
1700	SPECIAL TRADE CONTRACTORS	69	3,238,341	1,835,287	91,764.35
CONS	TOT. CONTRACT CONSTRUCTION	99	4,879,301	2,719,302	135,965.12
2000	FOOD AND KINDRED PRODUCTS, EXCEPT MEAT PRODUCTS				
2300	APPAREL AND TEXTILE MILL PRODUCTS				
2400	LUMBER, WOOD AND PAPER PRODUCTS	3	20,387	0	0.00
2700	PRINTING AND PUBLISHING	15	1,174,566	604,226	30,211.32
2800	CHEMICALS AND ALLIED PRODUCTS	12	456,396	167,920	8,396.02
2900	PETROLEUM REFINING AND RELATED INDUSTRIES				
3200	STONE, CLAY, GLASS, AND CONCRETE PRODUCTS	18	1,346,213	161,658	8,082.89
3400	PRIMARY METAL INDUST., FABRICATED METAL PRODUCTS	15	2,614,652	934,083	46,704.17
3500	MACHINERY, EXCEPT ELECTRICAL	9	474,248	260,690	13,034.52
3600	ELECTRICAL MACHINERY, EQUIPMENT AND SUPPLIES	11	2,399,346	704,985	35,249.26
3670	ELECTRONIC COMPONENTS AND ACCESSORIES	5	415,598	46,850	2,342.49
3700	TRANSPORTATION EQUIPMENT	4	178,919	0	0.00
3800	PROF., SCIENTIF., OPTIC., OTHER PRECIS. INSTRUMTS.	4	1,081,813	85,050	4,252.51
3900	MISCELLANEOUS MANUFACTURING	108	22,551,823	3,859,574	192,978.75
MFG-	TOT. MANUFACTURING	209	32,933,686	6,831,901	341,595.10
4000	RAILROAD TRANSPORTATION				
4100	LOCAL AND HIGHWAY PASSENGER TRANSPORTATION	3	194,771	193,540	9,677.02
4200	MOTOR FREIGHT TRANS., WAREHOUSING, TRANS. SERVICES	21	7,999,626	576,312	28,815.62
4500	AIR TRANSPORTATION				
4810	TELEPHONE AND TELEGRAPH COMMUNICATIONS	21	3,416,589	3,416,589	170,829.48
4830	RADIO AND TELEVISION BROADCASTING	5	878,092	878,092	43,904.62
4900	ELECTRIC WATER AND SANITARY SERVICE UTILITIES				
4920	GAS UTILITIES	3	343,054	214,220	10,710.99
TCU-	TOT. TRANSPORTATION, COMMUNICATIONS AND UTILITIES	57	13,737,531	5,325,046	266,252.32
5010	MOTOR VEHICLES AND AUTOMOTIVE EQUIPMENT	25	4,774,480	341,005	17,050.26
5020	DRUGS, CHEMICALS AND ALLIED PRODUCTS	42	21,347,763	1,573,297	78,664.87

* MONTHLY *

ANALYSIS OF GROSS RECEIPTS TAX BY STANDARD INDUSTRIAL CLASSIFICATION

* EDITED *

BUSINESS ACTIVITY REPORTED IN OCTOBER, 1999

LOCATION : 88-000 OUT-OF-STATE

SIC CODE		NO. TAX RETURNS	TOTAL REPORTED GROSS RECEIPTS	TAXABLE GROSS RECEIPTS	REPORTED TAX DUE
5040	GROCERIES AND RELATED PRODUCTS	49	20,362,319	720,266	36,013.32
5060	ELECTRICAL GOODS AND HOUSEHOLD APPLIANCES	22	9,703,070	2,089,406	104,470.32
5070	HARDWARE, PLUMBING AND HEATING EQUIP. AND SUPPLIES	33	3,742,882	67,385	3,369.26
5080	MACHINERY, EQUIPMENT AND SUPPLIES	75	12,255,841	4,942,640	247,131.97
5090	MISCELLANEOUS WHOLESALERS	343	197,713,586	9,916,734	495,836.78
5092	PETROLEUM AND PETROLEUM PRODUCTS	26	19,220,015	678,555	33,927.75
WHSL	TOT. WHOLESALE TRADE	615	289,119,954	20,329,289	1,016,464.53
5200	BUILDING MATERIALS	11	321,314	220,344	11,017.22
5251	HARDWARE STORES	9	427,929	79,130	3,956.47
5252	FARM EQUIPMENT DEALERS	7	729,178	211,689	10,584.44
5300	GENERAL MERCHANDISE, EXCEPT DEPARTMENT STORES	7	193,387	167,820	8,391.00
5310	DEPARTMENT STORES	4	1,480,769	1,480,769	74,038.46
5400	RETAIL FOOD STORES	5	65,025	39,910	1,995.51
5510	MOTOR VEHICLE DEALERS	5	7,218,794	10,844	542.19
5540	GASOLINE SERVICE STATIONS				
5599	MISCELLANEOUS VEHICLE AND AUTO ACCESSORY DEALERS	15	1,516,206	259,998	12,999.88
5600	APPAREL AND ACCESSORY STORES	10	358,728	164,971	8,248.57
5700	FURNITURE, HOME FURNISHINGS AND APPLIANCE STORES	25	594,588	470,341	23,517.07
5800	EATING AND DRINKING PLACES	17	321,757	257,632	12,881.64
5813	LIQUOR DISPENSERS - BY THE DRINK				
5910	DRUG AND PROPRIETARY STORES	6	4,730,744	460,507	23,025.34
5990	MISCELLANEOUS RETAILERS	737	67,329,614	26,817,069	1,340,809.33
RETL	TOT. RETAIL TRADE	862	89,096,464	30,966,579	1,548,284.89
6000	BANKS	3	916,496	636,064	31,803.20
6100	CREDIT AGENCIES, EXCEPT BANKS AND S-AND-L ASSOC.	22	5,640,680	2,769,406	138,470.29
6200	SECUTY. AND COMDTY. BROKERS, DELRS., EXCGS., SERV.				
6300	INSURANCE AGENTS, CARRIERS, BROKERS AND SERVICES	4	175,850	175,850	8,792.49
6510	REAL EST. OPER-LESR-AGT., ETC., AND TITLE ABSTRACT	31	1,171,689	1,155,262	57,763.11
6550	REAL ESTATE SUBDIVIDERS AND DEVELOPERS				
6700	HOLDING AND OTHER INVESTMENT COMPANIES	6	1,120,245	226,647	11,332.34
FIRE	TOT. FINANCE, INSURANCE AND REAL ESTATE	69	9,406,928	5,345,196	267,259.84
7000	HOTELS, MOTELS, TRAILER PARKS AND OTHER LODGING	4	168,049	168,049	8,402.44
7200	PERSONAL SERVICES	32	461,838	446,289	22,314.49
7300	MISCELLANEOUS BUSINESS SERVICES	180	19,314,714	12,553,326	627,666.40
7391	COMMERCIAL RESEARCH AND DEVELOPMENT LABORATORIES				
7500	AUTOMOBILE RENTAL, REPAIR AND OTHER SERVICES	48	4,093,540	3,634,158	181,707.93
7600	MISCELLANEOUS REPAIR SERVICES	36	7,536,403	1,277,030	63,851.50
7800	MOTION PICTURE THEATERS AND PRODUCTION				
7900	AMUSEMENT AND RECREATION SERVICES	7	181,060	181,060	9,053.02
8010	PHYSICIANS, DENTISTS AND OTHERS	8	25,032	24,674	1,233.71
8060	HOSPITALS AND OTHER HEALTH SERVICES	9	525,932	504,719	25,235.95

TAXATION AND REVENUE DEPARTMENT
STATE OF NEW MEXICO
COMBINED REVENUE SYSTEMPAGE 86
RUN DATE: 11/09/99
RUN NUMBER: 499.00* MONTHLY *
* EDITED *

ANALYSIS OF GROSS RECEIPTS TAX BY STANDARD INDUSTRIAL CLASSIFICATION

BUSINESS ACTIVITY REPORTED IN OCTOBER, 1999

LOCATION : 88-000 OUT-OF-STATE

SIC CODE		NO. TAX RETURNS	TOTAL REPORTED GROSS RECEIPTS	TAXABLE GROSS RECEIPTS	REPORTED TAX DUE
8100	LEGAL SERVICES	7	153,005	135,709	6,785.44
8200	EDUCATIONAL SERVICES	8	139,930	103,212	5,160.63
8600	NONPROFIT MEMBERSHIP ORGANIZATIONS	4	252,227	252,227	12,611.35
8900	MISCELLANEOUS SERVICES	526	35,863,234	23,464,458	1,173,223.01
8910	ENGINEERING AND ARCHITECTURAL SERVICES	29	758,212	734,281	36,714.05
SERV	TOT. SERVICES	902	69,822,655	43,769,152	2,188,457.86
9100	FEDERAL GOVERNMENT - ALL OTHER				
9282	STATE GOVERNMENT - EDUCATIONAL INSTITUTIONS				
GOVT	TOT. GOVERNMENT	3	77,100	77,100	3,855.00
9999	NONCLASSIFIABLE ESTABLISHMENTS - (SERVICES)	9	123,473	84,372	4,218.58
TOT-	TOTAL FOR ALL INDUSTRIES IN THIS LOCATION	2,878	529,557,723	118,521,171	5,926,014.94
TEL-	INTERSTATE TELECOMMUNICATIONS	8	2,739,219	2,739,219	116,416.81

* MONTHLY *

ANALYSIS OF GROSS RECEIPTS TAX BY STANDARD INDUSTRIAL CLASSIFICATION

* EDITED *

BUSINESS ACTIVITY REPORTED IN OCTOBER, 1999

LOCATION : 44-000 LEASED VEHICLES

SIC CODE		NO. TAX RETURNS	TOTAL REPORTED GROSS RECEIPTS	TAXABLE GROSS RECEIPTS	REPORTED TAX DUE
4100	LOCAL AND HIGHWAY PASSENGER TRANSPORTATION				
4500	AIR TRANSPORTATION				
TCU-	TOT. TRANSPORTATION, COMMUNICATIONS AND UTILITIES	3	29,857	29,857	1,492.87
5510	MOTOR VEHICLE DEALERS				
5990	MISCELLANEOUS RETAILERS				
RETL	TOT. RETAIL TRADE	11	86,773	82,124	4,106.21
6100	CREDIT AGENCIES, EXCEPT BANKS AND S-AND-L ASSOC.				
6510	REAL EST. OPER-LESR-AGT., ETC., AND TITLE ABSTRACT				
FIRE	TOT. FINANCE, INSURANCE AND REAL ESTATE	3	4,341	4,329	216.44
7300	MISCELLANEOUS BUSINESS SERVICES				
7500	AUTOMOBILE RENTAL, REPAIR AND OTHER SERVICES				
8900	MISCELLANEOUS SERVICES	15	1,858,674	1,846,254	92,312.71
SERV	TOT. SERVICES	28	7,858,677	7,815,319	390,765.93
TOT-	TOTAL FOR ALL INDUSTRIES IN THIS LOCATION	45	7,979,648	7,931,629	396,581.45

* MONTHLY *
* EDITED *

ANALYSIS OF GROSS RECEIPTS TAX BY STANDARD INDUSTRIAL CLASSIFICATION

BUSINESS ACTIVITY REPORTED IN OCTOBER, 1999

LOCATION : 55-000 GOVERNMENTAL GRS

SIC CODE		NO. TAX RETURNS	TOTAL REPORTED GROSS RECEIPTS	TAXABLE GROSS RECEIPTS	REPORTED TAX DUE
0100 AGRI	AGRICULTURAL PRODUCTION TOT. AGRICULTURE				
1500 1610 1620 1700 CONS	GENERAL BUILDING CONTRACTORS HIGHWAY CONTRACTORS NON-BUILDING HEAVY CONTRACTORS, EXCEPT HIGHWAY SPECIAL TRADE CONTRACTORS TOT. CONTRACT CONSTRUCTION	8 15 26	413,498 350,962 809,310	392,200 172,985 576,103	21,080.74 9,303.82 30,969.27
2400 3200 3900 MFG-	LUMBER, WOOD AND PAPER PRODUCTS STONE, CLAY, GLASS, AND CONCRETE PRODUCTS MISCELLANEOUS MANUFACTURING TOT. MANUFACTURING	4 9	415,458 3,133,432	123,722 576,953	6,650.04 31,011.23
4100 4500 4900 TCU-	LOCAL AND HIGHWAY PASSENGER TRANSPORTATION AIR TRANSPORTATION ELECTRIC WATER AND SANITARY SERVICE UTILITIES TOT. TRANSPORTATION, COMMUNICATIONS AND UTILITIES	52 55	3,357,900 3,360,318	3,178,572 3,180,990	158,928.57 161,346.57
5090 WHSL	MISCELLANEOUS WHOLESALERS TOT. WHOLESALE TRADE				
5300 5400 5510 5540 5592 5599 5600 5800 5990 RETL	GENERAL MERCHANDISE, EXCEPT DEPARTMENT STORES RETAIL FOOD STORES MOTOR VEHICLE DEALERS GASOLINE SERVICE STATIONS MOBILE HOME DEALERS MISCELLANEOUS VEHICLE AND AUTO ACCESSORY DEALERS APPAREL AND ACCESSORY STORES EATING AND DRINKING PLACES MISCELLANEOUS RETAILERS TOT. RETAIL TRADE	3 3 10 25 47	903,879 10,946 2,610 1,379,604 2,682,049	864,716 10,946 2,610 971,743 2,212,719	46,478.48 588.34 2,610.00 52,309.55 121,481.76
6000 6510 FIRE	BANKS REAL EST. OPER-LESR-AGT., ETC., AND TITLE ABSTRACT TOT. FINANCE, INSURANCE AND REAL ESTATE	8	80,601	80,601	4,332.32
7200 7300 7500 7600 8010 8200	PERSONAL SERVICES MISCELLANEOUS BUSINESS SERVICES AUTOMOBILE RENTAL, REPAIR AND OTHER SERVICES MISCELLANEOUS REPAIR SERVICES PHYSICIANS, DENTISTS AND OTHERS EDUCATIONAL SERVICES	8 12 4 3 3	3,434 367,369 19,398 52,367 81,323	4,640 362,239 12,109 52,269 75,453	476.51 317,944.07 650.85 2,809.44 3,772.65

* MONTHLY *
* EDITED *

ANALYSIS OF GROSS RECEIPTS TAX BY STANDARD INDUSTRIAL CLASSIFICATION

BUSINESS ACTIVITY REPORTED IN OCTOBER, 1999

LOCATION : 55-000 GOVERNMENTAL GRS

SIC CODE		NO. TAX RETURNS	TOTAL REPORTED GROSS RECEIPTS	TAXABLE GROSS RECEIPTS	REPORTED TAX DUE
8900	MISCELLANEOUS SERVICES	36	1,141,163	1,016,106	140,310.92
8910	ENGINEERING AND ARCHITECTURAL SERVICES				
SERV	TOT. SERVICES	69	1,729,491	1,586,873	469,407.58
9100	FEDERAL GOVERNMENT - ALL OTHER				
9200	STATE GOVT. - EXCLUDE EDUCATION AND INSTITUTIONS				
9282	STATE GOVERNMENT - EDUCATIONAL INSTITUTIONS	15	6,520,627	5,979,936	298,996.78
9300	LOCAL GOVERNMENT - COUNTIES	16	2,379,110	2,072,697	103,634.86
9393	LOCAL GOVERNMENT - MUNICIPALITIES	57	24,670,523	23,881,720	1,194,085.99
9395	LOCAL GOVERNMENT - SCHOOL DISTRICTS				
GOVT	TOT. GOVERNMENT	98	36,107,528	34,396,547	1,719,827.36
9999	NONCLASSIFIABLE ESTABLISHMENTS - (SERVICES)	6	308,429	308,429	15,421.48
TOT-	TOTAL FOR ALL INDUSTRIES IN THIS LOCATION	323	48,235,650	42,925,019	2,554,090.28

STATE OF NEW MEXICO
COMBINED REVENUE SYSTEM

RUN DATE: 11/09/99

RUN NUMBER: 499.00

* MONTHLY *
* EDITED *

ANALYSIS OF GROSS RECEIPTS TAX BY STANDARD INDUSTRIAL CLASSIFICATION

BUSINESS ACTIVITY REPORTED IN OCTOBER, 1999

LOCATION : 02-100

ALBUQUERQUE

SIC CODE		NO. TAX RETURNS	TOTAL REPORTED GROSS RECEIPTS	TAXABLE GROSS RECEIPTS	REPORTED TAX DUE
0100	AGRICULTURAL PRODUCTION	6	122,601	45,002	2,504.44
0700	AGRICULTURAL SERVICES	27	1,358,098	1,134,695	63,117.43
AGRI	TOT. AGRICULTURE	33	1,480,700	1,179,697	65,621.87
1310	CRUDE PETROL., NATURAL GAS, NATURAL GAS LIQUIDS				
1381	OIL AND GAS WELL DRILLING				
1389	OIL AND GAS FIELD SERVICES, EXCEPT DRILLING				
MINE	TOT. MINING	5	27,976	27,936	1,553.95
1500	GENERAL BUILDING CONTRACTORS	677	78,183,941	55,361,593	3,082,397.65
1610	HIGHWAY CONTRACTORS	12	3,972,988	1,905,615	106,120.77
1620	NON-BUILDING HEAVY CONTRACTORS, EXCEPT HIGHWAY	13	508,293	263,263	14,644.02
1700	SPECIAL TRADE CONTRACTORS	921	62,124,563	21,605,474	1,202,777.39
CONS	TOT. CONTRACT CONSTRUCTION	1,623	144,789,784	79,135,945	4,405,939.83
2000	FOOD AND KINDRED PRODUCTS, EXCEPT MEAT PRODUCTS	9	911,930	167,252	9,303.37
2010	MEAT PACKING AND OTHER MEAT PRODUCTS				
2300	APPAREL AND TEXTILE MILL PRODUCTS	11	1,300,327	262,525	14,602.94
2400	LUMBER, WOOD AND PAPER PRODUCTS	39	4,443,286	239,893	13,355.98
2700	PRINTING AND PUBLISHING	80	16,373,696	13,422,897	746,689.21
2800	CHEMICALS AND ALLIED PRODUCTS				
2900	PETROLEUM REFINING AND RELATED INDUSTRIES				
3200	STONE, CLAY, GLASS, AND CONCRETE PRODUCTS	27	17,714,442	2,114,793	120,855.12
3400	PRIMARY METAL INDUST., FABRICATED METAL PRODUCTS	43	6,800,750	910,705	50,657.96
3500	MACHINERY, EXCEPT ELECTRICAL	12	2,805,688	154,814	8,611.55
3600	ELECTRICAL MACHINERY, EQUIPMENT AND SUPPLIES	9	5,578,952	1,709,801	95,107.68
3670	ELECTRONIC COMPONENTS AND ACCESSORIES	14	9,639,781	1,196,359	66,547.47
3700	TRANSPORTATION EQUIPMENT	3	669,375	184,975	10,289.24
3800	PROF., SCIENTIF., OPTIC., OTHER PRECIS. INSTRUMTS.	19	26,948,040	970,320	53,974.06
3900	MISCELLANEOUS MANUFACTURING	467	67,604,788	4,467,984	245,096.10
MFG-	TOT. MANUFACTURING	739	162,016,666	26,704,808	1,485,291.76
4100	LOCAL AND HIGHWAY PASSENGER TRANSPORTATION	28	2,127,203	1,709,543	94,782.83
4200	MOTOR FREIGHT TRANS., WAREHOUSING, TRANS. SERVICES	81	4,322,204	1,277,403	70,002.94
4500	AIR TRANSPORTATION	21	1,014,075	237,954	13,236.22
4810	TELEPHONE AND TELEGRAPH COMMUNICATIONS	44	14,571,060	14,356,193	798,509.83
4830	RADIO AND TELEVISION BROADCASTING	16	8,247,157	2,357,564	131,139.51
4900	ELECTRIC WATER AND SANITARY SERVICE UTILITIES				
4920	GAS UTILITIES				
TCU-	TOT. TRANSPORTATION, COMMUNICATIONS AND UTILITIES	198	68,808,969	43,741,046	2,431,681.15
5010	MOTOR VEHICLES AND AUTOMOTIVE EQUIPMENT	43	5,872,654	1,914,339	106,418.15
5020	DRUGS, CHEMICALS AND ALLIED PRODUCTS	19	3,191,835	1,007,146	56,022.47
5040	GROCERIES AND RELATED PRODUCTS	47	20,735,114	2,360,347	131,350.40

* MONTHLY *
* EDITED *
ANALYSIS OF GROSS RECEIPTS TAX BY STANDARD INDUSTRIAL CLASSIFICATION

BUSINESS ACTIVITY REPORTED IN OCTOBER, 1999

LOCATION : 02-100 ALBUQUERQUE

SIC CODE		NO. TAX RETURNS	TOTAL REPORTED GROSS RECEIPTS	TAXABLE GROSS RECEIPTS	REPORTED TAX DUE
5080	ELECTRICAL GOODS AND HOUSEHOLD APPLIANCES	44	16,114,549	2,110,045	117,713.24
5070	HARDWARE, PLUMBING AND HEATING EQUIP. AND SUPPLIES	45	16,554,973	1,978,194	110,053.63
5080	MACHINERY, EQUIPMENT AND SUPPLIES	79	21,009,515	11,195,959	622,922.23
5090	MISCELLANEOUS WHOLESALERS	569	119,418,701	22,394,977	1,243,442.77
5092	PETROLEUM AND PETROLEUM PRODUCTS	12	3,797,839	656,668	36,081.75
WHSL	TOT. WHOLESALE TRADE	858	206,695,178	43,617,675	2,424,004.64
5200	BUILDING MATERIALS	33	14,686,205	7,797,409	433,731.35
5251	HARDWARE STORES	17	1,810,643	728,835	40,541.44
5252	FARM EQUIPMENT DEALERS	3	118,789	52,941	2,944.85
5300	GENERAL MERCHANDISE, EXCEPT DEPARTMENT STORES	91	9,269,195	6,792,897	378,050.45
5310	DEPARTMENT STORES	10	22,639,146	21,755,082	1,210,126.41
5400	RETAIL FOOD STORES	110	54,961,286	48,476,631	2,695,367.24
5510	MOTOR VEHICLE DEALERS	60	16,234,304	7,516,259	418,091.93
5540	GASOLINE SERVICE STATIONS	50	4,118,738	3,287,541	183,083.22
5592	MOBILE HOME DEALERS	34	5,625,111	4,486,026	250,474.04
5599	MISCELLANEOUS VEHICLE AND AUTO ACCESSORY DEALERS	102	12,968,209	9,395,866	522,692.15
5600	APPAREL AND ACCESSORY STORES	181	13,289,140	13,042,838	725,586.67
5700	FURNITURE, HOME FURNISHINGS AND APPLIANCE STORES	113	13,774,188	11,578,292	642,260.83
5800	EATING AND DRINKING PLACES	588	40,327,722	39,640,344	2,206,787.58
5813	LIQUOR DISPENSERS - BY THE DRINK	76	4,099,106	4,075,536	226,814.78
5910	DRUG AND PROPRIETARY STORES	20	9,267,395	6,573,771	364,850.38
5920	PACKAGE LIQUOR STORES	5	700,366	693,044	38,550.57
5990	MISCELLANEOUS RETAILERS	2,087	177,897,027	123,334,940	6,860,837.07
RETL	TOT. RETAIL TRADE	3,580	401,786,569	309,228,253	17,200,790.96
6000	BANKS	19	7,880,065	5,986,388	332,992.82
6100	CREDIT AGENCIES, EXCEPT BANKS AND S-AND-L ASSOC.	26	2,260,168	1,686,875	94,379.25
6120	SAVINGS AND LOAN ASSOCIATIONS	8	52,332	16,151	898.39
6200	SECUTY. AND COMDTY. BROKERS, DELRS., EXCGS., SERV.	32	1,346,592	1,329,284	73,943.62
6300	INSURANCE AGENTS, CARRIERS, BROKERS AND SERVICES	57	2,061,217	1,300,827	72,358.48
6510	REAL EST. OPER-LESR-AGT., ETC., AND TITLE ABSTRACT	417	22,534,510	10,031,387	558,266.87
6550	REAL ESTATE SUBDIVIDERS AND DEVELOPERS	33	2,791,452	2,095,494	116,586.77
6700	HOLDING AND OTHER INVESTMENT COMPANIES	42	4,911,491	1,783,138	99,187.08
FIRE	TOT. FINANCE, INSURANCE AND REAL ESTATE	634	43,837,826	24,229,543	1,348,613.28
7000	HOTELS, MOTELS, TRAILER PARKS AND OTHER LODGING	163	14,884,881	12,662,879	704,481.27
7200	PERSONAL SERVICES	1,346	13,822,181	13,231,809	737,059.88
7300	MISCELLANEOUS BUSINESS SERVICES	1,828	70,609,847	47,987,840	2,670,634.08
7391	COMMERCIAL RESEARCH AND DEVELOPMENT LABORATORIES	27	4,376,233	1,995,225	111,040.23
7500	AUTOMOBILE RENTAL, REPAIR AND OTHER SERVICES	411	18,843,974	15,947,646	887,564.54
7600	MISCELLANEOUS REPAIR SERVICES	282	4,584,084	3,344,347	186,758.85
7800	MOTION PICTURE THEATERS AND PRODUCTION	33	949,481	563,852	31,450.53
7900	AMUSEMENT AND RECREATION SERVICES	70	3,951,161	2,636,080	146,663.59

* MONTHLY *

ANALYSIS OF GROSS RECEIPTS TAX BY STANDARD INDUSTRIAL CLASSIFICATION

* EDITED *

BUSINESS ACTIVITY REPORTED IN OCTOBER, 1999

LOCATION : 02-100

ALBUQUERQUE

SIC CODE		NO. TAX RETURNS	TOTAL REPORTED GROSS RECEIPTS	TAXABLE GROSS RECEIPTS	REPORTED TAX DUE
8010	PHYSICIANS, DENTISTS AND OTHERS	744	30,882,735	29,436,939	1,638,030.64
8060	HOSPITALS AND OTHER HEALTH SERVICES	204	21,603,467	17,606,747	979,821.81
8100	LEGAL SERVICES	725	21,788,537	20,895,802	1,163,463.82
8200	EDUCATIONAL SERVICES	108	4,326,583	2,408,356	134,053.63
8600	NONPROFIT MEMBERSHIP ORGANIZATIONS	37	1,158,082	376,419	20,929.31
8900	MISCELLANEOUS SERVICES	2,787	93,115,633	62,471,731	3,481,021.49
8910	ENGINEERING AND ARCHITECTURAL SERVICES	304	25,078,691	12,724,383	706,631.01
SERV	TOT. SERVICES	9,069	329,975,569	244,290,053	13,599,604.68
9100	FEDERAL GOVERNMENT - ALL OTHER				
9200	STATE GOVT. - EXCLUDE EDUCATION AND INSTITUTIONS	26	361,530	361,530	20,129.77
9300	LOCAL GOVERNMENT - COUNTIES				
GOVT	TOT. GOVERNMENT	30	425,196	405,477	22,635.14
9999	NONCLASSIFIABLE ESTABLISHMENTS - (SERVICES)	41	4,278,096	2,807,395	158,979.81
TOT-	TOTAL FOR ALL INDUSTRIES IN THIS LOCATION	16,810	1,364,122,529	775,367,829	43,144,717.07
TEL-	INTERSTATE TELECOMMUNICATIONS	26	3,394,926	3,387,291	143,959.88

* MONTHLY *
* EDITED *

ANALYSIS OF GROSS RECEIPTS TAX BY STANDARD INDUSTRIAL CLASSIFICATION

BUSINESS ACTIVITY REPORTED IN OCTOBER, 1999

LOCATION : 02-200 LOS RANCHOS DE ALB

SIC CODE		NO. TAX RETURNS	TOTAL REPORTED GROSS RECEIPTS	TAXABLE GROSS RECEIPTS	REPORTED TAX DUE
0700	AGRICULTURAL SERVICES				
AGRI	TOT. AGRICULTURE				
1500	GENERAL BUILDING CONTRACTORS	24	408,073	339,111	19,922.78
1700	SPECIAL TRADE CONTRACTORS	20	8,364-	37,111-	2,180.26-
CONS	TOT. CONTRACT CONSTRUCTION	44	399,708	302,000	17,742.52
2000	FOOD AND KINDRED PRODUCTS, EXCEPT MEAT PRODUCTS				
2700	PRINTING AND PUBLISHING				
2900	PETROLEUM REFINING AND RELATED INDUSTRIES				
3200	STONE, CLAY, GLASS, AND CONCRETE PRODUCTS				
3400	PRIMARY METAL INDUST., FABRICATED METAL PRODUCTS	3	123,533	31,381	1,843.62
3900	MISCELLANEOUS MANUFACTURING	7	76,149	27,181	1,596.87
MFG-	TOT. MANUFACTURING	16	319,442	164,803	9,682.22
4100	LOCAL AND HIGHWAY PASSENGER TRANSPORTATION				
4200	MOTOR FREIGHT TRANS., WAREHOUSING, TRANS. SERVICES				
4810	TELEPHONE AND TELEGRAPH COMMUNICATIONS	5	61,048	61,048	3,583.71
4900	ELECTRIC WATER AND SANITARY SERVICE UTILITIES				
4920	GAS UTILITIES				
TCU-	TOT. TRANSPORTATION, COMMUNICATIONS AND UTILITIES	10	229,173	227,632	13,370.49
5010	MOTOR VEHICLES AND AUTOMOTIVE EQUIPMENT				
5090	MISCELLANEOUS WHOLESALERS				
WHSL	TOT. WHOLESALE TRADE	13	1,449,552	191,203	11,233.15
5251	HARDWARE STORES				
5300	GENERAL MERCHANDISE, EXCEPT DEPARTMENT STORES	4	10,549	10,549	619.76
5400	RETAIL FOOD STORES	5	236,554	235,685	13,846.47
5540	GASOLINE SERVICE STATIONS				
5599	MISCELLANEOUS VEHICLE AND AUTO ACCESSORY DEALERS	3	56,939	55,953	3,287.22
5800	APPAREL AND ACCESSORY STORES	6	603,505	567,475	33,339.15
5800	EATING AND DRINKING PLACES	9	889,653	788,799	46,341.93
5910	DRUG AND PROPRIETARY STORES				
5990	MISCELLANEOUS RETAILERS	32	603,995	520,355	30,570.86
RETL	TOT. RETAIL TRADE	64	2,696,615	2,356,349	138,435.47
6000	BANKS				
6100	CREDIT AGENCIES, EXCEPT BANKS AND S-AND-L ASSOC.				
6510	REAL EST. OPER-LESR-AGT., ETC., AND TITLE ABSTRACT	6	72,036	58,075	3,411.89
6550	REAL ESTATE SUBDIVIDERS AND DEVELOPERS				
6700	HOLDING AND OTHER INVESTMENT COMPANIES				
FIRE	TOT. FINANCE, INSURANCE AND REAL ESTATE	11	228,026	214,065	12,576.31

* MONTHLY *

ANALYSIS OF GROSS RECEIPTS TAX BY STANDARD INDUSTRIAL CLASSIFICATION

* EDITED *

BUSINESS ACTIVITY REPORTED IN OCTOBER, 1999

LOCATION : 02-200 LOS RANCHOS DE ALB

SIC CODE		NO. TAX RETURNS	TOTAL REPORTED GROSS RECEIPTS	TAXABLE GROSS RECEIPTS	REPORTED TAX DUE
7000	HOTELS, MOTELS, TRAILER PARKS AND OTHER LODGING	6	34,307	34,307	2,015.53
7200	PERSONAL SERVICES	16	124,273	124,273	7,301.03
7300	MISCELLANEOUS BUSINESS SERVICES	22	148,605	86,828	5,101.13
7500	AUTOMOBILE RENTAL, REPAIR AND OTHER SERVICES	9	153,942	137,577	8,082.66
7600	MISCELLANEOUS REPAIR SERVICES	6	23,067	15,827	929.82
7900	AMUSEMENT AND RECREATION SERVICES				
8010	PHYSICIANS, DENTISTS AND OTHERS	6	158,586	155,543	9,138.15
8060	HOSPITALS AND OTHER HEALTH SERVICES				
8100	LEGAL SERVICES	13	110,673	84,793	4,976.57
8200	EDUCATIONAL SERVICES				
8900	MISCELLANEOUS SERVICES	42	598,549	382,406	22,466.36
SERV	TOT. SERVICES	125	1,445,784	1,114,776	65,488.01
9999	NONCLASSIFIABLE ESTABLISHMENTS - (SERVICES)				
TOT-	TOTAL FOR ALL INDUSTRIES IN THIS LOCATION	286	6,772,206	4,574,734	268,757.70
TEL-	INTERSTATE TELECOMMUNICATIONS	4	17,394	17,394	739.23

TAXATION AND REVENUE DEPARTMENT
STATE OF NEW MEXICO
COMBINED REVENUE SYSTEM

* MONTHLY *
* EDITED *

ANALYSIS OF GROSS RECEIPTS TAX BY STANDARD INDUSTRIAL CLASSIFICATION

BUSINESS ACTIVITY REPORTED IN OCTOBER, 1999

LOCATION : 02-318

TIJERAS

SIC CODE		NO. TAX RETURNS	TOTAL REPORTED GROSS RECEIPTS	TAXABLE GROSS RECEIPTS	REPORTED TAX DUE
1500	GENERAL BUILDING CONTRACTORS				
1620	NON-BUILDING HEAVY CONTRACTORS, EXCEPT HIGHWAY				
1700	SPECIAL TRADE CONTRACTORS	36	651,082	391,312	22,500.43
CONS	TOT. CONTRACT CONSTRUCTION	73	1,378,500	1,037,037	59,629.64
2700	PRINTING AND PUBLISHING				
3400	PRIMARY METAL INDUST., FABRICATED METAL PRODUCTS	3	12,170	12,170	699.76
3600	ELECTRICAL MACHINERY, EQUIPMENT AND SUPPLIES				
3900	MISCELLANEOUS MANUFACTURING	6	159,725	21,822	1,254.77
MFG-	TOT. MANUFACTURING	12	209,489	66,503	3,823.90
4810	TELEPHONE AND TELEGRAPH COMMUNICATIONS	12	30,610	26,835	1,541.84
4900	ELECTRIC WATER AND SANITARY SERVICE UTILITIES				
4920	GAS UTILITIES				
TCU-	TOT. TRANSPORTATION, COMMUNICATIONS AND UTILITIES	15	212,516	207,097	11,906.91
5020	DRUGS, CHEMICALS AND ALLIED PRODUCTS				
5040	GROCERIES AND RELATED PRODUCTS				
5080	MACHINERY, EQUIPMENT AND SUPPLIES				
5090	MISCELLANEOUS WHOLESALE	17	51,459	45,736	2,629.85
WHSL	TOT. WHOLESALE TRADE	21	53,722	48,000	2,759.98
5200	BUILDING MATERIALS				
5300	GENERAL MERCHANDISE, EXCEPT DEPARTMENT STORES	4	11,308	11,308	650.19
5310	DEPARTMENT STORES				
5400	RETAIL FOOD STORES	4	56,449	56,449	3,245.83
5599	MISCELLANEOUS VEHICLE AND AUTO ACCESSORY DEALERS				
5700	FURNITURE, HOME FURNISHINGS AND APPLIANCE STORES				
5800	EATING AND DRINKING PLACES	5	71,631	71,631	4,118.82
5813	LIQUOR DISPENSERS - BY THE DRINK	6	3,242	356	20.46
5990	MISCELLANEOUS RETAILERS	42	221,315	192,609	10,803.26
RETL	TOT. RETAIL TRADE	67	381,087	345,717	19,606.97
6000	BANKS				
6100	CREDIT AGENCIES, EXCEPT BANKS AND S-AND-L ASSOC.				
6510	REAL EST. OPER-LESR-AGT., ETC., AND TITLE ABSTRACT	10	116,908	116,908	6,722.21
6550	REAL ESTATE SUBDIVIDERS AND DEVELOPERS				
FIRE	TOT. FINANCE, INSURANCE AND REAL ESTATE	14	179,832	171,225	9,845.45
7200	PERSONAL SERVICES	5	1,365	1,365	78.47
7300	MISCELLANEOUS BUSINESS SERVICES	16	54,966	47,369	2,723.74
7500	AUTOMOBILE RENTAL, REPAIR AND OTHER SERVICES				

* MONTHLY *

ANALYSIS OF GROSS RECEIPTS TAX BY STANDARD INDUSTRIAL CLASSIFICATION

* EDITED *

BUSINESS ACTIVITY REPORTED IN OCTOBER, 1999

LOCATION : 02-318

TIJERAS

SIC CODE		NO. TAX RETURNS	TOTAL REPORTED GROSS RECEIPTS	TAXABLE GROSS RECEIPTS	REPORTED TAX DUE
7600	MISCELLANEOUS REPAIR SERVICES				
8010	PHYSICIANS, DENTISTS AND OTHERS	4	188,474	179,564	10,324.92
8060	HOSPITALS AND OTHER HEALTH SERVICES				
8100	LEGAL SERVICES	3	69,911	12,685	729.39
8200	EDUCATIONAL SERVICES				
8900	MISCELLANEOUS SERVICES	47	374,997	114,059	6,558.37
8910	ENGINEERING AND ARCHITECTURAL SERVICES	3	54,786	54,786	3,150.18
SERV	TOT. SERVICES	84	757,955	422,745	24,307.84
TOT-	TOTAL FOR ALL INDUSTRIES IN THIS LOCATION	286	3,173,101	2,298,323	131,880.69
TEL-	INTERSTATE TELECOMMUNICATIONS	17	18,255	17,900	760.76

* MONTHLY *

ANALYSIS OF GROSS RECEIPTS TAX BY STANDARD INDUSTRIAL CLASSIFICATION

* EDITED *

BUSINESS ACTIVITY REPORTED IN OCTOBER, 1999

LOCATION : 02-417

CORRALES

SIC CODE		NO. TAX RETURNS	TOTAL REPORTED GROSS RECEIPTS	TAXABLE GROSS RECEIPTS	REPORTED TAX DUE
0700 AGRI	AGRICULTURAL SERVICES TOT. AGRICULTURE				
1500 1700 CONS	GENERAL BUILDING CONTRACTORS SPECIAL TRADE CONTRACTORS TOT. CONTRACT CONSTRUCTION	17 21 38	166,661 130,016 296,678	129,420 55,731 185,151	7,926.97 3,413.56 11,340.53
2400 3200 3400 3600 3900 MFG-	LUMBER, WOOD AND PAPER PRODUCTS STONE, CLAY, GLASS, AND CONCRETE PRODUCTS PRIMARY METAL INDUST., FABRICATED METAL PRODUCTS ELECTRICAL MACHINERY, EQUIPMENT AND SUPPLIES MISCELLANEOUS MANUFACTURING TOT. MANUFACTURING	3 7 13	1,920 302,965 367,956	1,920 66,151 78,572	117.61 4,051.75 4,812.57
4810 4920 TCU-	TELEPHONE AND TELEGRAPH COMMUNICATIONS GAS UTILITIES TOT. TRANSPORTATION, COMMUNICATIONS AND UTILITIES	8	18,565	18,560	1,136.83
5010 5020 5040 5080 5090 WHSL	MOTOR VEHICLES AND AUTOMOTIVE EQUIPMENT DRUGS, CHEMICALS AND ALLIED PRODUCTS GROCERIES AND RELATED PRODUCTS MACHINERY, EQUIPMENT AND SUPPLIES MISCELLANEOUS WHOLESALERS TOT. WHOLESALE TRADE	9 15	60,122 115,281	59,615 114,774	3,651.43 7,029.93
5300 5310 5400 5700 5800 5990 RETL	GENERAL MERCHANDISE, EXCEPT DEPARTMENT STORES DEPARTMENT STORES RETAIL FOOD STORES FURNITURE, HOME FURNISHINGS AND APPLIANCE STORES EATING AND DRINKING PLACES MISCELLANEOUS RETAILERS TOT. RETAIL TRADE	3 30 37	3,671 138,338 185,608	3,649 61,414 108,662	223.53 3,710.84 6,604.76
6510 6700 FIRE	REAL EST. OPER-LESR-AGT., ETC., AND TITLE ABSTRACT HOLDING AND OTHER INVESTMENT COMPANIES TOT. FINANCE, INSURANCE AND REAL ESTATE				
7000 7200 7300 7500 7600 7800	HOTELS, MOTELS, TRAILER PARKS AND OTHER LODGING PERSONAL SERVICES MISCELLANEOUS BUSINESS SERVICES AUTOMOBILE RENTAL, REPAIR AND OTHER SERVICES MISCELLANEOUS REPAIR SERVICES MOTION PICTURE THEATERS AND PRODUCTION	6 9 4	7,226 51,758 60,016	6,993 51,747 55,670	428.29 3,169.53 3,409.77

* MONTHLY *

ANALYSIS OF GROSS RECEIPTS TAX BY STANDARD INDUSTRIAL CLASSIFICATION

* EDITED *

BUSINESS ACTIVITY REPORTED IN OCTOBER, 1999

LOCATION : 02-417

CORRALES

SIC CODE		NO. TAX RETURNS	TOTAL REPORTED GROSS RECEIPTS	TAXABLE GROSS RECEIPTS	REPORTED TAX DUE
8010	PHYSICIANS, DENTISTS AND OTHERS				
8060	HOSPITALS AND OTHER HEALTH SERVICES	4	27,857	27,857	1,706.25
8900	MISCELLANEOUS SERVICES	37	608,281	130,808	8,011.99
8910	ENGINEERING AND ARCHITECTURAL SERVICES	3	5,508	3,528	216.08
SERV	TOT. SERVICES	69	797,548	296,706	18,173.22
TOT-	TOTAL FOR ALL INDUSTRIES IN THIS LOCATION	186	1,907,032	927,820	56,778.23
TEL-	INTERSTATE TELECOMMUNICATIONS	7	2,740	2,740	116.45

TAXATION AND REVENUE DEPARTMENT
STATE OF NEW MEXICO
COMBINED REVENUE SYSTEM
ANALYSIS OF GROSS RECEIPTS TAX BY STANDARD INDUSTRIAL CLASSIFICATION

* MONTHLY *
* EDITED *

BUSINESS ACTIVITY REPORTED IN OCTOBER, 1999

LOCATION : 02-555 STATE FAIRGROUNDS

SIC CODE		NO. TAX RETURNS	TOTAL REPORTED GROSS RECEIPTS	TAXABLE GROSS RECEIPTS	REPORTED TAX DUE
1500	GENERAL BUILDING CONTRACTORS				
1700	SPECIAL TRADE CONTRACTORS				
CONS	TOT. CONTRACT CONSTRUCTION	3	54,789	9,998	537.37
2400	LUMBER, WOOD AND PAPER PRODUCTS				
3900	MISCELLANEOUS MANUFACTURING				
MFG-	TOT. MANUFACTURING	12	53,449	39,808	2,139.67
5090	MISCELLANEOUS WHOLESALERS	6	62,958	26,060	1,400.74
WHSL	TOT. WHOLESALE TRADE	6	62,958	26,060	1,400.74
5251	HARDWARE STORES				
5300	GENERAL MERCHANDISE, EXCEPT DEPARTMENT STORES	5	49,840	46,368	2,492.29
5400	RETAIL FOOD STORES	6	107,331	107,331	5,769.03
5600	APPAREL AND ACCESSORY STORES	4	16,183	16,053	862.83
5700	FURNITURE, HOME FURNISHINGS AND APPLIANCE STORES				
5800	EATING AND DRINKING PLACES	7	270,772	270,772	14,553.98
5813	LIQUOR DISPENSERS - BY THE DRINK				
5990	MISCELLANEOUS RETAILERS	35	273,733	273,648	14,708.62
RETL	TOT. RETAIL TRADE	62	1,097,448	1,093,761	58,789.67
7200	PERSONAL SERVICES	3	11,312	11,312	608.03
7900	AMUSEMENT AND RECREATION SERVICES				
8900	MISCELLANEOUS SERVICES	11	62,050	62,050	3,335.17
8910	ENGINEERING AND ARCHITECTURAL SERVICES				
SERV	TOT. SERVICES	17	2,219,794	771,911	41,490.23
9100	FEDERAL GOVERNMENT - ALL OTHER				
9200	STATE GOVT. - EXCLUDE EDUCATION AND INSTITUTIONS				
GOVT	TOT. GOVERNMENT	14	2,215,937	2,215,937	119,106.59
TOT-	TOTAL FOR ALL INDUSTRIES IN THIS LOCATION	114	5,704,375	4,157,474	223,464.27

* MONTHLY *

ANALYSIS OF GROSS RECEIPTS TAX BY STANDARD INDUSTRIAL CLASSIFICATION

* EDITED *

BUSINESS ACTIVITY REPORTED IN OCTOBER, 1999

LOCATION : 02-647 RIO RANCHO (BERN)

SIC CODE		NO. TAX RETURNS	TOTAL REPORTED GROSS RECEIPTS	TAXABLE GROSS RECEIPTS	REPORTED TAX DUE
1500	GENERAL BUILDING CONTRACTORS				
1610	HIGHWAY CONTRACTORS				
1700	SPECIAL TRADE CONTRACTORS	29	176,236	72,752	4,501.55
CONS	TOT. CONTRACT CONSTRUCTION	48	3,350,932	1,340,837	82,964.32
2000	FOOD AND KINDRED PRODUCTS, EXCEPT MEAT PRODUCTS				
2700	PRINTING AND PUBLISHING				
3600	ELECTRICAL MACHINERY, EQUIPMENT AND SUPPLIES	3	33,683	30,214	1,869.48
3700	TRANSPORTATION EQUIPMENT				
3900	MISCELLANEOUS MANUFACTURING	4	67,190	9,235	571.43
MFG-	TOT. MANUFACTURING	11	301,852	57,037	3,529.18
4810	TELEPHONE AND TELEGRAPH COMMUNICATIONS	8	22,184	22,184	1,343.67
4900	ELECTRIC WATER AND SANITARY SERVICE UTILITIES				
4920	GAS UTILITIES				
TCU-	TOT. TRANSPORTATION, COMMUNICATIONS AND UTILITIES	11	34,225	33,673	2,054.59
5020	DRUGS, CHEMICALS AND ALLIED PRODUCTS				
5040	GROCERIES AND RELATED PRODUCTS	3	157	157	9.71
5060	ELECTRICAL GOODS AND HOUSEHOLD APPLIANCES				
5070	HARDWARE, PLUMBING AND HEATING EQUIP. AND SUPPLIES				
5080	MACHINERY, EQUIPMENT AND SUPPLIES	3	5,608	5,608	347.00
5090	MISCELLANEOUS WHOLESALERS	19	98,544	29,174	1,805.12
WHSL	TOT. WHOLESALE TRADE	28	192,417	54,272	3,358.11
5300	GENERAL MERCHANDISE, EXCEPT DEPARTMENT STORES				
5400	RETAIL FOOD STORES	3	774,408	745,705	46,140.47
5510	MOTOR VEHICLE DEALERS				
5540	GASOLINE SERVICE STATIONS				
5599	MISCELLANEOUS VEHICLE AND AUTO ACCESSORY DEALERS				
5700	FURNITURE, HOME FURNISHINGS AND APPLIANCE STORES				
5800	EATING AND DRINKING PLACES	11	561,601	561,262	34,728.10
5990	MISCELLANEOUS RETAILERS	44	672,577	579,894	35,517.62
RETL	TOT. RETAIL TRADE	64	2,697,085	2,346,799	144,844.87
6000	BANKS				
6200	SECUTY. AND COMDTY. BROKERS, DELRS., EXCGS., SERV.				
6300	INSURANCE AGENTS, CARRIERS, BROKERS AND SERVICES	3	2,414	2,414	149.34
6510	REAL EST. OPER-LESR-AGT., ETC., AND TITLE ABSTRACT	14	104,699	104,699	6,478.21
6550	REAL ESTATE SUBDIVIDERS AND DEVELOPERS				
FIRE	TOT. FINANCE, INSURANCE AND REAL ESTATE	21	197,145	196,376	12,150.78

* MONTHLY *
* EDITED *

ANALYSIS OF GROSS RECEIPTS TAX BY STANDARD INDUSTRIAL CLASSIFICATION

BUSINESS ACTIVITY REPORTED IN OCTOBER, 1999

LOCATION : 02-847 RIO RANCHO (BERN)

SIC CODE		NO. TAX RETURNS	TOTAL REPORTED GROSS RECEIPTS	TAXABLE GROSS RECEIPTS	REPORTED TAX DUE
7000	HOTELS, MOTELS, TRAILER PARKS AND OTHER LODGING				
7200	PERSONAL SERVICES	21	59,943	59,428	3,677.08
7300	MISCELLANEOUS BUSINESS SERVICES	17	289,053	260,832	16,138.98
7500	AUTOMOBILE RENTAL, REPAIR AND OTHER SERVICES	7	229,155	102,441	6,338.50
7600	MISCELLANEOUS REPAIR SERVICES	4	10,331	6,981	431.98
8010	PHYSICIANS, DENTISTS AND OTHERS	6	243,722	243,722	15,080.30
8080	HOSPITALS AND OTHER HEALTH SERVICES				
8100	LEGAL SERVICES				
8200	EDUCATIONAL SERVICES				
8600	NONPROFIT MEMBERSHIP ORGANIZATIONS				
8900	MISCELLANEOUS SERVICES	54	401,237	360,009	22,275.59
8910	ENGINEERING AND ARCHITECTURAL SERVICES				
SERV	TOT. SERVICES	117	1,751,924	1,551,896	96,023.56
TOT-	TOTAL FOR ALL INDUSTRIES IN THIS LOCATION	300	8,525,580	5,580,891	344,925.41
TEL-	INTERSTATE TELECOMMUNICATIONS	4	8,370	8,370	355.73

* MONTHLY *

ANALYSIS OF GROSS RECEIPTS TAX BY STANDARD INDUSTRIAL CLASSIFICATION

* EDITED *

BUSINESS ACTIVITY REPORTED IN OCTOBER, 1999

LOCATION : 02-002 RMDR BERNALILLO CNTY

SIC CODE		NO. TAX RETURNS	TOTAL REPORTED GROSS RECEIPTS	TAXABLE GROSS RECEIPTS	REPORTED TAX DUE
0100	AGRICULTURAL PRODUCTION				
0700	AGRICULTURAL SERVICES				
AGRI	TOT. AGRICULTURE				
1389	OIL AND GAS FIELD SERVICES, EXCEPT DRILLING				
MINE	TOT. MINING				
1500	GENERAL BUILDING CONTRACTORS	130	8,535,020	7,140,068	383,778.67
1610	HIGHWAY CONTRACTORS	3	248,667	163,298	8,777.28
1620	NON-BUILDING HEAVY CONTRACTORS, EXCEPT HIGHWAY	5	349,466	349,466	18,783.78
1700	SPECIAL TRADE CONTRACTORS	119	6,769,704	3,274,862	176,023.83
CONS	TOT. CONTRACT CONSTRUCTION	257	15,902,857	10,927,694	587,363.56
2000	FOOD AND KINDRED PRODUCTS, EXCEPT MEAT PRODUCTS	4	94,940	50,311	2,704.21
2300	APPAREL AND TEXTILE MILL PRODUCTS				
2400	LUMBER, WOOD AND PAPER PRODUCTS	16	3,633,252	192,881	10,367.34
2700	PRINTING AND PUBLISHING	9	262,734	58,827	3,161.97
2900	PETROLEUM REFINING AND RELATED INDUSTRIES				
3200	STONE, CLAY, GLASS, AND CONCRETE PRODUCTS	14	9,322,582	1,113,712	59,862.03
3400	PRIMARY METAL INDUST., FABRICATED METAL PRODUCTS	7	361,208	18,975	1,019.90
3500	MACHINERY, EXCEPT ELECTRICAL				
3600	ELECTRICAL MACHINERY, EQUIPMENT AND SUPPLIES				
3670	ELECTRONIC COMPONENTS AND ACCESSORIES				
3800	PROF., SCIENTIF., OPTIC., OTHER PRECIS. INSTRUMTS.				
3900	MISCELLANEOUS MANUFACTURING	57	3,236,275	61,929-	3,328.68-
MFG-	TOT. MANUFACTURING	114	18,815,645	2,798,930	150,442.52
4100	LOCAL AND HIGHWAY PASSENGER TRANSPORTATION	7	246,829	246,799	13,265.45
4200	MOTOR FREIGHT TRANS., WAREHOUSING, TRANS. SERVICES	16	9,328,199	801,758	42,067.81
4810	TELEPHONE AND TELEGRAPH COMMUNICATIONS	15	1,683,384	1,683,384	90,417.28
4830	RADIO AND TELEVISION BROADCASTING				
4900	ELECTRIC WATER AND SANITARY SERVICE UTILITIES	10	6,794,423	4,683,937	251,761.61
4920	GAS UTILITIES				
TCU-	TOT. TRANSPORTATION, COMMUNICATIONS AND UTILITIES	52	18,879,815	8,121,851	435,458.23
5010	MOTOR VEHICLES AND AUTOMOTIVE EQUIPMENT	10	460,410	175,125	9,412.94
5020	DRUGS, CHEMICALS AND ALLIED PRODUCTS	4	1,300,224	730,352	39,256.44
5040	GROCERIES AND RELATED PRODUCTS	5	399,871	5,050	271.42
5060	ELECTRICAL GOODS AND HOUSEHOLD APPLIANCES	4	192,861	77,589	4,170.43
5070	HARDWARE, PLUMBING AND HEATING EQUIP. AND SUPPLIES	3	537,910	92,677	4,981.40
5080	MACHINERY, EQUIPMENT AND SUPPLIES	8	1,264,009	634,431	34,100.67
5090	MISCELLANEOUS WHOLESALERS	61	18,830,947	1,598,309	85,909.11
5092	PETROLEUM AND PETROLEUM PRODUCTS	3	1,002,188	222,611	11,965.34
WHSL	TOT. WHOLESALE TRADE	98	23,988,419	3,536,145	190,067.75

STATE OF NEW MEXICO
COMBINED REVENUE SYSTEMRUN DATE: 11/09/99
RUN NUMBER: 499.00* MONTHLY *
* EDITED *

ANALYSIS OF GROSS RECEIPTS TAX BY STANDARD INDUSTRIAL CLASSIFICATION

BUSINESS ACTIVITY REPORTED IN OCTOBER, 1999

LOCATION : 02-002 RMDR BERNALILLO CNTY

SIC CODE		NO. TAX RETURNS	TOTAL REPORTED GROSS RECEIPTS	TAXABLE GROSS RECEIPTS	REPORTED TAX DUE
5200	BUILDING MATERIALS	10	1,693,740	851,683	45,777.94
5251	HARDWARE STORES				
5252	FARM EQUIPMENT DEALERS				
5300	GENERAL MERCHANDISE, EXCEPT DEPARTMENT STORES	17	797,974	584,787	31,432.29
5310	DEPARTMENT STORES				
5400	RETAIL FOOD STORES	17	4,156,506	3,558,249	191,255.89
5510	MOTOR VEHICLE DEALERS	8	212,382	141,694	7,616.05
5540	GASOLINE SERVICE STATIONS	7	222,287	106,877	5,744.63
5592	MOBILE HOME DEALERS				
5599	MISCELLANEOUS VEHICLE AND AUTO ACCESSORY DEALERS	15	1,125,823	832,332	44,737.87
5600	APPAREL AND ACCESSORY STORES				
5700	FURNITURE, HOME FURNISHINGS AND APPLIANCE STORES	10	726,361	693,709	37,286.86
5800	EATING AND DRINKING PLACES	43	2,958,126	2,958,126	158,999.28
5813	LIQUOR DISPENSERS - BY THE DRINK	5	422,782	417,959	22,465.29
5910	DRUG AND PROPRIETARY STORES				
5920	PACKAGE LIQUOR STORES				
5990	MISCELLANEOUS RETAILERS	190	19,620,119	14,611,979	785,286.53
RETL	TOT. RETAIL TRADE	332	33,847,712	25,924,228	1,393,319.92
6000	BANKS				
6200	SECUTY. AND COMDTY. BROKERS, DELRS., EXCGS., SERV.				
6300	INSURANCE AGENTS, CARRIERS, BROKERS AND SERVICES				
6510	REAL EST. OPER-LESR-AGT., ETC., AND TITLE ABSTRACT	22	399,006	374,719	20,141.13
6550	REAL ESTATE SUBDIVIDERS AND DEVELOPERS	6	171,389	66,182	3,557.32
FIRE	TOT. FINANCE, INSURANCE AND REAL ESTATE	36	651,527	517,011	27,789.37
7000	HOTELS, MOTELS, TRAILER PARKS AND OTHER LODGING	14	237,269	118,671	6,378.59
7200	PERSONAL SERVICES	73	499,276	469,044	25,211.12
7300	MISCELLANEOUS BUSINESS SERVICES	152	5,461,849	2,859,825	153,715.68
7391	COMMERCIAL RESEARCH AND DEVELOPMENT LABORATORIES	5	152,762,307	105,793,261	5,686,387.75
7500	AUTOMOBILE RENTAL, REPAIR AND OTHER SERVICES	55	1,407,826	1,172,293	63,010.81
7600	MISCELLANEOUS REPAIR SERVICES	29	341,785	241,879	13,000.98
7900	AMUSEMENT AND RECREATION SERVICES	3	8,631	4,626	248.64
8010	PHYSICIANS, DENTISTS AND OTHERS	16	343,095	312,634	16,804.12
8060	HOSPITALS AND OTHER HEALTH SERVICES	6	289,965	289,965	15,585.64
8100	LEGAL SERVICES	9	50,956	50,956	2,738.85
8200	EDUCATIONAL SERVICES	5	19,487	19,487	1,047.44
8600	NONPROFIT MEMBERSHIP ORGANIZATIONS	6	266,048	38,700	2,080.13
8900	MISCELLANEOUS SERVICES	208	3,722,990	2,739,906	147,269.96
8910	ENGINEERING AND ARCHITECTURAL SERVICES	20	890,407	782,678	42,068.97
SERV	TOT. SERVICES	601	166,301,890	114,893,924	6,175,548.68

TAXATION AND REVENUE DEPARTMENT
STATE OF NEW MEXICO
COMBINED REVENUE SYSTEM

* MONTHLY *
* EDITED *

ANALYSIS OF GROSS RECEIPTS TAX BY STANDARD INDUSTRIAL CLASSIFICATION

BUSINESS ACTIVITY REPORTED IN OCTOBER, 1999

LOCATION : 02-002 RMDR BERNALILLO CNTY

SIC CODE		NO. TAX RETURNS	TOTAL REPORTED GROSS RECEIPTS	TAXABLE GROSS RECEIPTS	REPORTED TAX DUE
TOT-	TOTAL FOR ALL INDUSTRIES IN THIS LOCATION	1,505	279,557,308	167,060,073	8,978,280.53
TEL-	INTERSTATE TELECOMMUNICATIONS	10	790,619	790,619	33,601.32

* MONTHLY *

ANALYSIS OF GROSS RECEIPTS TAX BY STANDARD INDUSTRIAL CLASSIFICATION

* EDITED *

BUSINESS ACTIVITY REPORTED IN OCTOBER, 1999

LOCATION : 28-130

RESERVE

SIC CODE		NO. TAX RETURNS	TOTAL REPORTED GROSS RECEIPTS	TAXABLE GROSS RECEIPTS	REPORTED TAX DUE
1500	GENERAL BUILDING CONTRACTORS				
1700	SPECIAL TRADE CONTRACTORS				
CONS	TOT. CONTRACT CONSTRUCTION	3	1,727	1,241	75.26
2400	LUMBER, WOOD AND PAPER PRODUCTS				
3600	ELECTRICAL MACHINERY, EQUIPMENT AND SUPPLIES				
3900	MISCELLANEOUS MANUFACTURING				
MFG-	TOT. MANUFACTURING	4	8,559	7,479	453.42
4810	TELEPHONE AND TELEGRAPH COMMUNICATIONS				
4830	RADIO AND TELEVISION BROADCASTING				
4900	ELECTRIC WATER AND SANITARY SERVICE UTILITIES				
TCU-	TOT. TRANSPORTATION, COMMUNICATIONS AND UTILITIES	9	74,772	63,330	3,832.35
5090	MISCELLANEOUS WHOLESALERS				
WHSL	TOT. WHOLESALE TRADE				
5300	GENERAL MERCHANDISE, EXCEPT DEPARTMENT STORES				
5599	MISCELLANEOUS VEHICLE AND AUTO ACCESSORY DEALERS				
5813	LIQUOR DISPENSERS - BY THE DRINK				
5990	MISCELLANEOUS RETAILERS	7	35,842	30,655	1,837.92
RETL	TOT. RETAIL TRADE	12	180,569	156,924	9,492.95
6510	REAL EST. OPER-LESR-AGT., ETC., AND TITLE ABSTRACT				
FIRE	TOT. FINANCE, INSURANCE AND REAL ESTATE				
7000	HOTELS, MOTELS, TRAILER PARKS AND OTHER LODGING				
7200	PERSONAL SERVICES				
7300	MISCELLANEOUS BUSINESS SERVICES				
7500	AUTOMOBILE RENTAL, REPAIR AND OTHER SERVICES				
8900	MISCELLANEOUS SERVICES	10	2,053-	2,053-	124.46-
8910	ENGINEERING AND ARCHITECTURAL SERVICES				
SERV	TOT. SERVICES	16	22,795	22,795	1,381.95
TOT-	TOTAL FOR ALL INDUSTRIES IN THIS LOCATION	48	327,385	273,330	16,543.01
TEL-	INTERSTATE TELECOMMUNICATIONS	3	112	103	4.36

TAXATION AND REVENUE DEPARTMENT
STATE OF NEW MEXICO
COMBINED REVENUE SYSTEM
ANALYSIS OF GROSS RECEIPTS TAX BY STANDARD INDUSTRIAL CLASSIFICATION

* MONTHLY *
* EDITED *

BUSINESS ACTIVITY REPORTED IN OCTOBER, 1999

LOCATION : 28-028 RMDR CATRON CNTY

SIC CODE		NO. TAX RETURNS	TOTAL REPORTED GROSS RECEIPTS	TAXABLE GROSS RECEIPTS	REPORTED TAX DUE
0100 AGRI	AGRICULTURAL PRODUCTION TOT. AGRICULTURE				
1500 1610 1620 1700 CONS	GENERAL BUILDING CONTRACTORS HIGHWAY CONTRACTORS NON-BUILDING HEAVY CONTRACTORS, EXCEPT HIGHWAY SPECIAL TRADE CONTRACTORS TOT. CONTRACT CONSTRUCTION	5 10 19	68,498 36,665 1,144,655	29,142 31,935 1,100,569	1,493.55 1,636.65 56,404.17
3200 3600 3900 MFG-	STONE, CLAY, GLASS, AND CONCRETE PRODUCTS ELECTRICAL MACHINERY, EQUIPMENT AND SUPPLIES MISCELLANEOUS MANUFACTURING TOT. MANUFACTURING	 3 6	 32,175 282,371	 8,222 8,411	 421.38 431.08
4100 4810 4830 4900 TCU-	LOCAL AND HIGHWAY PASSENGER TRANSPORTATION TELEPHONE AND TELEGRAPH COMMUNICATIONS RADIO AND TELEVISION BROADCASTING ELECTRIC WATER AND SANITARY SERVICE UTILITIES TOT. TRANSPORTATION, COMMUNICATIONS AND UTILITIES	 6 12 24	 26,535 200,987 357,052	 26,535 112,691 253,739	 1,359.92 5,774.70 13,003.39
5040 5080 5090 WHSL	GROCERIES AND RELATED PRODUCTS MACHINERY, EQUIPMENT AND SUPPLIES MISCELLANEOUS WHOLESALERS TOT. WHOLESALE TRADE				
5200 5251 5300 5400 5540 5600 5800 5813 5920 5990 RETL	BUILDING MATERIALS HARDWARE STORES GENERAL MERCHANDISE, EXCEPT DEPARTMENT STORES RETAIL FOOD STORES GASOLINE SERVICE STATIONS APPAREL AND ACCESSORY STORES EATING AND DRINKING PLACES LIQUOR DISPENSERS - BY THE DRINK PACKAGE LIQUOR STORES MISCELLANEOUS RETAILERS TOT. RETAIL TRADE	 4 3 7 4 29 52	 22,683 9,120 97,386 70,874 265,851 486,895	 22,296 8,284 93,703 70,874 215,359 429,487	 1,142.65 424.56 4,802.28 3,632.28 11,034.62 22,008.66
6510 FIRE	REAL EST. OPER-LESL-AGT., ETC., AND TITLE ABSTRACT TOT. FINANCE, INSURANCE AND REAL ESTATE	7 7	68,577 68,577	68,577 68,577	3,514.59 3,514.59
7000 7300 7500	HOTELS, MOTELS, TRAILER PARKS AND OTHER LODGING MISCELLANEOUS BUSINESS SERVICES AUTOMOBILE RENTAL, REPAIR AND OTHER SERVICES	6 10	64,736 47,760	64,736 45,017	3,317.72 2,307.14

* MONTHLY *

ANALYSIS OF GROSS RECEIPTS TAX BY STANDARD INDUSTRIAL CLASSIFICATION

* EDITED *

BUSINESS ACTIVITY REPORTED IN OCTOBER, 1999

LOCATION : 28-028 RMDR CATRON CNTY

SIC CODE		NO. TAX RETURNS	TOTAL REPORTED GROSS RECEIPTS	TAXABLE GROSS RECEIPTS	REPORTED TAX DUE
7600	MISCELLANEOUS REPAIR SERVICES				
8900	MISCELLANEOUS SERVICES	23	104,938	99,341	5,091.24
8910	ENGINEERING AND ARCHITECTURAL SERVICES				
SERV	TOT. SERVICES	43	226,737	218,397	11,192.88
9999	NONCLASSIFIABLE ESTABLISHMENTS - (SERVICES)				
TOT-	TOTAL FOR ALL INDUSTRIES IN THIS LOCATION	158	2,596,543	2,095,492	107,390.74
TEL-	INTERSTATE TELECOMMUNICATIONS	9	635	557	23.70

* MONTHLY *
* EDITED *
ANALYSIS OF GROSS RECEIPTS TAX BY STANDARD INDUSTRIAL CLASSIFICATION

BUSINESS ACTIVITY REPORTED IN OCTOBER, 1999

LOCATION : 04-101 ROSWELL

SIC CODE		NO. TAX RETURNS	TOTAL REPORTED GROSS RECEIPTS	TAXABLE GROSS RECEIPTS	REPORTED TAX DUE
0100	AGRICULTURAL PRODUCTION	4	1,658,067	10,775	700.39
0700	AGRICULTURAL SERVICES	3	47,043	47,043	3,057.76
AGRI	TOT. AGRICULTURE	7	1,705,109	57,818	3,758.15
1381	OIL AND GAS WELL DRILLING				
1389	OIL AND GAS FIELD SERVICES, EXCEPT DRILLING	6	438,694	426,000	27,690.02
1400	NONMETALLIC MINERALS, EXCEPT FUELS AND POTASH				
MINE	TOT. MINING	10	563,478	463,607	30,134.46
1500	GENERAL BUILDING CONTRACTORS				
1610	HIGHWAY CONTRACTORS				
1700	SPECIAL TRADE CONTRACTORS	104	2,496,200	1,629,075	105,889.85
CONS	TOT. CONTRACT CONSTRUCTION	172	5,843,906	4,599,513	298,968.37
2000	FOOD AND KINDRED PRODUCTS, EXCEPT MEAT PRODUCTS	6	33,792	31,505	2,047.80
2400	LUMBER, WOOD AND PAPER PRODUCTS	3	46,138	2,711	176.19
2700	PRINTING AND PUBLISHING	8	416,437	283,632	18,436.07
3200	STONE, CLAY, GLASS, AND CONCRETE PRODUCTS	3	85,203	12,684	824.44
3400	PRIMARY METAL INDUST., FABRICATED METAL PRODUCTS				
3500	MACHINERY, EXCEPT ELECTRICAL				
3600	ELECTRICAL MACHINERY, EQUIPMENT AND SUPPLIES				
3700	TRANSPORTATION EQUIPMENT				
3900	MISCELLANEOUS MANUFACTURING	30	1,712,412	139,668	9,078.42
MFG-	TOT. MANUFACTURING	56	2,537,851	535,545	34,810.42
4100	LOCAL AND HIGHWAY PASSENGER TRANSPORTATION				
4200	MOTOR FREIGHT TRANS., WAREHOUSING, TRANS. SERVICES	12	411,311	53,868	3,501.43
4810	TELEPHONE AND TELEGRAPH COMMUNICATIONS	18	873,275	872,928	56,738.19
4830	RADIO AND TELEVISION BROADCASTING	5	163,484	102,672	6,673.68
4900	ELECTRIC WATER AND SANITARY SERVICE UTILITIES				
4920	GAS UTILITIES				
TCU-	TOT. TRANSPORTATION, COMMUNICATIONS AND UTILITIES	41	3,711,622	3,195,129	207,249.95
5010	MOTOR VEHICLES AND AUTOMOTIVE EQUIPMENT	4	53,562	66,580	4,327.71
5020	DRUGS, CHEMICALS AND ALLIED PRODUCTS	3	292,620	197,264	12,822.16
5040	GROCERIES AND RELATED PRODUCTS	12	1,364,329	298,926	19,430.19
5060	ELECTRICAL GOODS AND HOUSEHOLD APPLIANCES	3	316,263	36,761	2,389.46
5070	HARDWARE, PLUMBING AND HEATING EQUIP. AND SUPPLIES	5	221,026	38,911	2,529.22
5080	MACHINERY, EQUIPMENT AND SUPPLIES	12	1,945,023	294,621	19,150.37
5090	MISCELLANEOUS WHOLESALERS	63	8,066,171	1,134,793	73,761.54
5092	PETROLEUM AND PETROLEUM PRODUCTS	9	104,868	75,746	4,923.51
WHSL	TOT. WHOLESALE TRADE	111	12,363,863	2,143,603	139,334.16
5200	BUILDING MATERIALS	6	640,286	448,074	29,124.80

* MONTHLY *

ANALYSIS OF GROSS RECEIPTS TAX BY STANDARD INDUSTRIAL CLASSIFICATION

* EDITED *

BUSINESS ACTIVITY REPORTED IN OCTOBER, 1999

LOCATION : 04-101

ROSWELL

SIC CODE		NO. TAX RETURNS	TOTAL REPORTED GROSS RECEIPTS	TAXABLE GROSS RECEIPTS	REPORTED TAX DUE
5251	HARDWARE STORES	6	541,296	454,938	29,570.95
5252	FARM EQUIPMENT DEALERS				
5300	GENERAL MERCHANDISE, EXCEPT DEPARTMENT STORES	20	617,528	524,082	34,065.36
5310	DEPARTMENT STORES	5	2,159,613	1,865,947	121,286.58
5400	RETAIL FOOD STORES	15	4,660,132	4,002,521	260,163.87
5510	MOTOR VEHICLE DEALERS	9	2,565,285	469,286	30,503.61
5540	GASOLINE SERVICE STATIONS	9	592,028	164,684	10,704.43
5592	MOBILE HOME DEALERS				
5599	MISCELLANEOUS VEHICLE AND AUTO ACCESSORY DEALERS	13	821,054	461,528	29,999.28
5600	APPAREL AND ACCESSORY STORES	27	813,152	802,937	52,190.90
5700	FURNITURE, HOME FURNISHINGS AND APPLIANCE STORES	25	934,525	849,263	55,202.06
5800	EATING AND DRINKING PLACES	81	3,263,207	3,181,362	206,788.57
5813	LIQUOR DISPENSERS - BY THE DRINK	3	69,489	69,489	4,516.77
5910	DRUG AND PROPRIETARY STORES	6	1,644,788	600,451	39,029.33
5920	PACKAGE LIQUOR STORES	5	324,266	318,260	20,686.93
5990	MISCELLANEOUS RETAILERS	246	10,197,040	8,588,470	558,160.58
RETL	TOT. RETAIL TRADE	480	30,679,835	23,319,336	1,515,666.95
6000	BANKS	9	629,983	578,478	37,601.06
6100	CREDIT AGENCIES, EXCEPT BANKS AND S-AND-L ASSOC.				
6120	SAVINGS AND LOAN ASSOCIATIONS	4	91,377	47,622	3,095.44
6200	SECUTY. AND COMDTY. BROKERS, DELRS., EXCGS., SERV.	6	37,310	37,310	2,425.14
6300	INSURANCE AGENTS, CARRIERS, BROKERS AND SERVICES	13	254,336	244,457	15,889.72
6510	REAL EST. OPER-LESR-AGT., ETC., AND TITLE ABSTRACT	21	370,384	284,634	18,501.23
6550	REAL ESTATE SUBDIVIDERS AND DEVELOPERS	5	211,045	211,045	13,717.91
6700	HOLDING AND OTHER INVESTMENT COMPANIES				
FIRE	TOT. FINANCE, INSURANCE AND REAL ESTATE	62	1,618,253	1,427,363	92,778.66
7000	HOTELS, MOTELS, TRAILER PARKS AND OTHER LODGING	25	940,782	811,156	52,725.14
7200	PERSONAL SERVICES	82	855,779	848,603	55,159.30
7300	MISCELLANEOUS BUSINESS SERVICES	78	2,015,419	1,663,765	108,144.77
7500	AUTOMOBILE RENTAL, REPAIR AND OTHER SERVICES	59	876,128	662,258	43,046.84
7600	MISCELLANEOUS REPAIR SERVICES	14	324,561	237,191	15,417.41
7800	MOTION PICTURE THEATERS AND PRODUCTION				
7900	AMUSEMENT AND RECREATION SERVICES	9	167,351	107,004	6,955.26
8010	PHYSICIANS, DENTISTS AND OTHERS	92	3,110,579	2,944,615	191,399.90
8060	HOSPITALS AND OTHER HEALTH SERVICES	19	956,932	723,628	47,035.83
8100	LEGAL SERVICES	31	1,568,190	1,536,157	99,850.20
8200	EDUCATIONAL SERVICES	9	146,237	109,632	7,126.07
8600	NONPROFIT MEMBERSHIP ORGANIZATIONS				
8900	MISCELLANEOUS SERVICES	363	8,355,686	5,249,086	341,183.10
8910	ENGINEERING AND ARCHITECTURAL SERVICES	11	678,041	371,287	24,133.64
SERV	TOT. SERVICES	795	20,136,390	15,405,085	1,001,323.18

TAXATION AND REVENUE DEPARTMENT
STATE OF NEW MEXICO
COMBINED REVENUE SYSTEM

* MONTHLY *
* EDITED *

ANALYSIS OF GROSS RECEIPTS TAX BY STANDARD INDUSTRIAL CLASSIFICATION

BUSINESS ACTIVITY REPORTED IN OCTOBER, 1999

LOCATION : 04-101 ROSWELL

SIC CODE		NO. TAX RETURNS	TOTAL REPORTED GROSS RECEIPTS	TAXABLE GROSS RECEIPTS	REPORTED TAX DUE
9999	NONCLASSIFIABLE ESTABLISHMENTS - (SERVICES)	7	936,303	849,017	55,178.42
TOT-	TOTAL FOR ALL INDUSTRIES IN THIS LOCATION	1,741	80,096,609	51,996,017	3,379,202.72
TEL-	INTERSTATE TELECOMMUNICATIONS	18	239,321	239,185	10,165.37

* MONTHLY *

ANALYSIS OF GROSS RECEIPTS TAX BY STANDARD INDUSTRIAL CLASSIFICATION

* EDITED *

BUSINESS ACTIVITY REPORTED IN OCTOBER, 1999

LOCATION : 04-201

DEXTER

SIC CODE		NO. TAX RETURNS	TOTAL REPORTED GROSS RECEIPTS	TAXABLE GROSS RECEIPTS	REPORTED TAX DUE
0700	AGRICULTURAL SERVICES				
AGRI	TOT. AGRICULTURE				
1310	CRUDE PETROL., NATURAL GAS, NATURAL GAS LIQUIDS				
1389	OIL AND GAS FIELD SERVICES, EXCEPT DRILLING				
MINE	TOT. MINING				
1500	GENERAL BUILDING CONTRACTORS				
1610	HIGHWAY CONTRACTORS				
1700	SPECIAL TRADE CONTRACTORS	10	171,947	120,668	7,617.18
CONS	TOT. CONTRACT CONSTRUCTION	13	199,444	148,166	9,352.99
2400	LUMBER, WOOD AND PAPER PRODUCTS				
3600	ELECTRICAL MACHINERY, EQUIPMENT AND SUPPLIES				
3900	MISCELLANEOUS MANUFACTURING	4	45,935	33,851	2,136.85
MFG-	TOT. MANUFACTURING	8	65,211	37,917	2,393.50
4100	LOCAL AND HIGHWAY PASSENGER TRANSPORTATION				
4810	TELEPHONE AND TELEGRAPH COMMUNICATIONS	7	26,848	26,845	1,694.54
4900	ELECTRIC WATER AND SANITARY SERVICE UTILITIES				
4920	GAS UTILITIES				
TCU-	TOT. TRANSPORTATION, COMMUNICATIONS AND UTILITIES	11	108,441	81,382	5,137.22
5070	HARDWARE, PLUMBING AND HEATING EQUIP. AND SUPPLIES				
5080	MACHINERY, EQUIPMENT AND SUPPLIES				
5090	MISCELLANEOUS WHOLESALE	6	6,024	4,833	305.06
5092	PETROLEUM AND PETROLEUM PRODUCTS				
WHSL	TOT. WHOLESALE TRADE	11	155,537	154,301	9,740.25
5300	GENERAL MERCHANDISE, EXCEPT DEPARTMENT STORES	4	10,251	10,251	647.09
5310	DEPARTMENT STORES				
5400	RETAIL FOOD STORES				
5800	EATING AND DRINKING PLACES				
5813	LIQUOR DISPENSERS - BY THE DRINK				
5990	MISCELLANEOUS RETAILERS	20	61,486	43,561	2,730.51
RETL	TOT. RETAIL TRADE	30	253,027	224,215	14,134.31
6000	BANKS				
6200	SECUTY. AND COMDTY. BROKERS, DELRS., EXCGS., SERV.				
6510	REAL EST. OPER-LESR-AGT., ETC., AND TITLE ABSTRACT				
FIRE	TOT. FINANCE, INSURANCE AND REAL ESTATE	4	12,043	11,314	714.23
7300	MISCELLANEOUS BUSINESS SERVICES				
7500	AUTOMOBILE RENTAL, REPAIR AND OTHER SERVICES				

* MONTHLY *
* EDITED *

ANALYSIS OF GROSS RECEIPTS TAX BY STANDARD INDUSTRIAL CLASSIFICATION

BUSINESS ACTIVITY REPORTED IN OCTOBER, 1999

LOCATION : 04-201

DEXTER

SIC CODE		NO. TAX RETURNS	TOTAL REPORTED GROSS RECEIPTS	TAXABLE GROSS RECEIPTS	REPORTED TAX DUE
7600	MISCELLANEOUS REPAIR SERVICES	4	17,877	11,377	718.19
8900	MISCELLANEOUS SERVICES	12	56,387	36,542	2,306.70
SERV	TOT. SERVICES	21	93,156	65,486	4,133.80
TOT-	TOTAL FOR ALL INDUSTRIES IN THIS LOCATION	104	4,923,197	838,580	52,916.03
TEL-	INTERSTATE TELECOMMUNICATIONS	4	6,305	6,297	267.63

TAXATION AND REVENUE DEPARTMENT
STATE OF NEW MEXICO
COMBINED REVENUE SYSTEM
ANALYSIS OF GROSS RECEIPTS TAX BY STANDARD INDUSTRIAL CLASSIFICATION

* MONTHLY *
* EDITED *

BUSINESS ACTIVITY REPORTED IN OCTOBER, 1999

LOCATION : 04-300 HAGERMAN					
SIC CODE		NO. TAX RETURNS	TOTAL REPORTED GROSS RECEIPTS	TAXABLE GROSS RECEIPTS	REPORTED TAX DUE
0700 AGRI	AGRICULTURAL SERVICES TOT. AGRICULTURE				
1500	GENERAL BUILDING CONTRACTORS	3	159,244	158,929	10,330.40
1700	SPECIAL TRADE CONTRACTORS	3	17,599	15,689	1,019.80
CONS	TOT. CONTRACT CONSTRUCTION	6	176,843	174,618	11,350.20
3400	PRIMARY METAL INDUST., FABRICATED METAL PRODUCTS	4	172,005	158,762	10,319.56
3600	ELECTRICAL MACHINERY, EQUIPMENT AND SUPPLIES				
3900 MFG-	MISCELLANEOUS MANUFACTURING TOT. MANUFACTURING	7	179,183	165,940	10,786.11
4100	LOCAL AND HIGHWAY PASSENGER TRANSPORTATION				
4810	TELEPHONE AND TELEGRAPH COMMUNICATIONS	7	45,461	45,419	2,944.72
4900	ELECTRIC WATER AND SANITARY SERVICE UTILITIES				
4920 TCU-	GAS UTILITIES TOT. TRANSPORTATION, COMMUNICATIONS AND UTILITIES	11	117,227	102,673	6,666.19
5090 WHSL	MISCELLANEOUS WHOLESALERS TOT. WHOLESALE TRADE				
5300	GENERAL MERCHANDISE, EXCEPT DEPARTMENT STORES	4	4,090	4,090	265.86
5400	RETAIL FOOD STORES				
5800	EATING AND DRINKING PLACES				
5990 RETL	MISCELLANEOUS RETAILERS TOT. RETAIL TRADE	15 22	169,506 265,234	140,653 236,381	9,139.77 15,362.07
7200	PERSONAL SERVICES				
7300	MISCELLANEOUS BUSINESS SERVICES	4	10,051	7,671	498.63
7500	AUTOMOBILE RENTAL, REPAIR AND OTHER SERVICES				
8900 SERV	MISCELLANEOUS SERVICES TOT. SERVICES	4 12	17,920 29,911	17,920 27,531	1,164.83 1,789.51
TOT-	TOTAL FOR ALL INDUSTRIES IN THIS LOCATION	62	779,514	716,605	46,569.08
TEL-	INTERSTATE TELECOMMUNICATIONS	4	6,735	6,735	286.25

* MONTHLY *

ANALYSIS OF GROSS RECEIPTS TAX BY STANDARD INDUSTRIAL CLASSIFICATION

* EDITED *

BUSINESS ACTIVITY REPORTED IN OCTOBER, 1999

LOCATION : 04-400

LAKE ARTHUR

SIC CODE		NO. TAX RETURNS	TOTAL REPORTED GROSS RECEIPTS	TAXABLE GROSS RECEIPTS	REPORTED TAX DUE
0700 AGRI	AGRICULTURAL SERVICES TOT. AGRICULTURE				
1500 1700 CONS	GENERAL BUILDING CONTRACTORS SPECIAL TRADE CONTRACTORS TOT. CONTRACT CONSTRUCTION	3	57,133	32,875	1,910.85
4810 4900 4920 TCU-	TELEPHONE AND TELEGRAPH COMMUNICATIONS ELECTRIC WATER AND SANITARY SERVICE UTILITIES GAS UTILITIES TOT. TRANSPORTATION, COMMUNICATIONS AND UTILITIES	3 6	12,773 29,252	12,773 28,476	706.44 1,619.17
5090 WHSL	MISCELLANEOUS WHOLESALERS TOT. WHOLESALE TRADE				
5300 5990 RETL	GENERAL MERCHANDISE, EXCEPT DEPARTMENT STORES MISCELLANEOUS RETAILERS TOT. RETAIL TRADE	3 11 14	572 9,802 10,374	572 9,006 9,579	33.26 520.22 553.48
6100 FIRE	CREDIT AGENCIES, EXCEPT BANKS AND S-AND-L ASSOC. TOT. FINANCE, INSURANCE AND REAL ESTATE				
7300 8900 SERV	MISCELLANEOUS BUSINESS SERVICES MISCELLANEOUS SERVICES TOT. SERVICES	3 5 8	6,005 19,117 25,122	5,570 10,039 15,608	323.74 583.49 907.23
TOT-	TOTAL FOR ALL INDUSTRIES IN THIS LOCATION	34	125,808	90,465	5,219.00
TEL-	INTERSTATE TELECOMMUNICATIONS	3	137	137	5.83

* MONTHLY *

ANALYSIS OF GROSS RECEIPTS TAX BY STANDARD INDUSTRIAL CLASSIFICATION

* EDITED *

BUSINESS ACTIVITY REPORTED IN OCTOBER, 1999

LOCATION : 04-004 RMDR CHAVES CNTY

SIC CODE		NO. TAX RETURNS	TOTAL REPORTED GROSS RECEIPTS	TAXABLE GROSS RECEIPTS	REPORTED TAX DUE
0100	AGRICULTURAL PRODUCTION				
0700	AGRICULTURAL SERVICES				
AGRI	TOT. AGRICULTURE	6	489,308	39,328	2,335.13
1381	OIL AND GAS WELL DRILLING	3	48,250	48,250	2,864.85
1389	OIL AND GAS FIELD SERVICES, EXCEPT DRILLING	10	131,083	130,462	7,746.21
MINE	TOT. MINING	13	179,333	178,713	10,611.06
1500	GENERAL BUILDING CONTRACTORS	19	992,887	936,952	55,631.49
1610	HIGHWAY CONTRACTORS				
1620	NON-BUILDING HEAVY CONTRACTORS, EXCEPT HIGHWAY				
1700	SPECIAL TRADE CONTRACTORS	20	259,442	222,227	13,194.74
CONS	TOT. CONTRACT CONSTRUCTION	46	4,066,639	3,915,573	232,487.15
2400	LUMBER, WOOD AND PAPER PRODUCTS				
3200	STONE, CLAY, GLASS, AND CONCRETE PRODUCTS				
3400	PRIMARY METAL INDUST., FABRICATED METAL PRODUCTS				
3900	MISCELLANEOUS MANUFACTURING	5	100,662	57,550	3,417.03
MFG-	TOT. MANUFACTURING	8	362,870	167,710	9,957.79
4100	LOCAL AND HIGHWAY PASSENGER TRANSPORTATION				
4200	MOTOR FREIGHT TRANS., WAREHOUSING, TRANS. SERVICES	3	19,263	10,343	614.10
4810	TELEPHONE AND TELEGRAPH COMMUNICATIONS	11	224,815	223,925	13,180.40
4830	RADIO AND TELEVISION BROADCASTING				
4900	ELECTRIC WATER AND SANITARY SERVICE UTILITIES	4	670,928	654,264	38,846.91
4920	GAS UTILITIES				
TCU-	TOT. TRANSPORTATION, COMMUNICATIONS AND UTILITIES	21	1,042,351	993,802	58,891.87
5010	MOTOR VEHICLES AND AUTOMOTIVE EQUIPMENT				
5040	GROCERIES AND RELATED PRODUCTS				
5060	ELECTRICAL GOODS AND HOUSEHOLD APPLIANCES				
5080	MACHINERY, EQUIPMENT AND SUPPLIES				
5090	MISCELLANEOUS WHOLESALERS	10	99,612	70,857	4,207.12
WHSL	TOT. WHOLESALE TRADE	14	275,830	229,349	13,617.60
5252	FARM EQUIPMENT DEALERS				
5300	GENERAL MERCHANDISE, EXCEPT DEPARTMENT STORES				
5400	RETAIL FOOD STORES	9	941,226	215,780	12,811.93
5600	APPAREL AND ACCESSORY STORES				
5700	FURNITURE, HOME FURNISHINGS AND APPLIANCE STORES				
5800	EATING AND DRINKING PLACES	4	19,011	19,011	1,128.81
5813	LIQUOR DISPENSERS - BY THE DRINK	3	23,862	23,677	1,405.83
5920	PACKAGE LIQUOR STORES				
5990	MISCELLANEOUS RETAILERS	42	814,470	684,539	40,643.63

* MONTHLY *

ANALYSIS OF GROSS RECEIPTS TAX BY STANDARD INDUSTRIAL CLASSIFICATION

* EDITED *

BUSINESS ACTIVITY REPORTED IN OCTOBER, 1999

LOCATION : 04-004 RMDR CHAVES CNTY

SIC CODE		NO. TAX RETURNS	TOTAL REPORTED GROSS RECEIPTS	TAXABLE GROSS RECEIPTS	REPORTED TAX DUE
RETL	TOT. RETAIL TRADE	66	1,915,436	1,027,440	61,003.36
6510	REAL EST. OPER-LESR-AGT., ETC., AND TITLE ABSTRACT				
6550	REAL ESTATE SUBDIVIDERS AND DEVELOPERS				
FIRE	TOT. FINANCE, INSURANCE AND REAL ESTATE				
7000	HOTELS, MOTELS, TRAILER PARKS AND OTHER LODGING				
7200	PERSONAL SERVICES	3	6,704	6,704	398.03
7300	MISCELLANEOUS BUSINESS SERVICES	6	36,779	36,485	2,166.31
7500	AUTOMOBILE RENTAL, REPAIR AND OTHER SERVICES	10	130,292	109,344	6,492.29
7800	MISCELLANEOUS REPAIR SERVICES	6	58,074	36,825	2,186.48
7900	AMUSEMENT AND RECREATION SERVICES				
8010	PHYSICIANS, DENTISTS AND OTHERS				
8060	HOSPITALS AND OTHER HEALTH SERVICES				
8100	LEGAL SERVICES				
8900	MISCELLANEOUS SERVICES	73	798,091	587,568	34,886.85
SERV	TOT. SERVICES	105	1,099,265	836,190	49,648.77
9999	NONCLASSIFIABLE ESTABLISHMENTS - (SERVICES)				
TOT-	TOTAL FOR ALL INDUSTRIES IN THIS LOCATION	285	9,472,103	7,415,433	440,175.31
TEL-	INTERSTATE TELECOMMUNICATIONS	7	84,863	84,863	3,606.70

* MONTHLY *

ANALYSIS OF GROSS RECEIPTS TAX BY STANDARD INDUSTRIAL CLASSIFICATION

* EDITED *

BUSINESS ACTIVITY REPORTED IN OCTOBER, 1999

LOCATION : 33-131 MILAN (C.)

SIC CODE		NO. TAX RETURNS	TOTAL REPORTED GROSS RECEIPTS	TAXABLE GROSS RECEIPTS	REPORTED TAX DUE
0700 AGRI	AGRICULTURAL SERVICES TOT. AGRICULTURE				
1500 1610 1700 CONS	GENERAL BUILDING CONTRACTORS HIGHWAY CONTRACTORS SPECIAL TRADE CONTRACTORS TOT. CONTRACT CONSTRUCTION	11	132,320	114,852	7,824.32
2400 3600 3900 MFG-	LUMBER, WOOD AND PAPER PRODUCTS ELECTRICAL MACHINERY, EQUIPMENT AND SUPPLIES MISCELLANEOUS MANUFACTURING TOT. MANUFACTURING	4 7	48,499 52,006	16,607 20,115	1,131.38 1,370.33
4810 4900 4920 TCU-	TELEPHONE AND TELEGRAPH COMMUNICATIONS ELECTRIC WATER AND SANITARY SERVICE UTILITIES GAS UTILITIES TOT. TRANSPORTATION, COMMUNICATIONS AND UTILITIES	8 12	40,601 248,229	40,601 221,157	2,764.59 15,064.97
5040 5090 5092 WHSL	GROCERIES AND RELATED PRODUCTS MISCELLANEOUS WHOLESALERS PETROLEUM AND PETROLEUM PRODUCTS TOT. WHOLESALE TRADE	11 14	328,119 938,150	21,976 35,261	1,497.10 2,402.19
5200 5300 5310 5400 5510 5540 5599 5700 5800 5990 RETL	BUILDING MATERIALS GENERAL MERCHANDISE, EXCEPT DEPARTMENT STORES DEPARTMENT STORES RETAIL FOOD STORES MOTOR VEHICLE DEALERS GASOLINE SERVICE STATIONS MISCELLANEOUS VEHICLE AND AUTO ACCESSORY DEALERS FURNITURE, HOME FURNISHINGS AND APPLIANCE STORES EATING AND DRINKING PLACES MISCELLANEOUS RETAILERS TOT. RETAIL TRADE	6 4 3 5 15 39	773,026 202,515 46,850 101,556 294,418 1,894,448	630,624 182,855 38,063 101,556 111,579 1,139,421	42,961.23 12,457.03 2,593.03 6,918.54 7,511.91 77,533.66
6100 6510 FIRE	CREDIT AGENCIES, EXCEPT BANKS AND S-AND-L ASSOC. REAL EST. OPER-LESR-AGT., ETC., AND TITLE ABSTRACT TOT. FINANCE, INSURANCE AND REAL ESTATE				
7000 7200 7300 7500	HOTELS, MOTELS, TRAILER PARKS AND OTHER LODGING PERSONAL SERVICES MISCELLANEOUS BUSINESS SERVICES AUTOMOBILE RENTAL, REPAIR AND OTHER SERVICES	4 6	24,351 39,567	24,345 36,371	1,658.49 2,477.78

TAXATION AND REVENUE DEPARTMENT
STATE OF NEW MEXICO
COMBINED REVENUE SYSTEM

* MONTHLY *
* EDITED *

ANALYSIS OF GROSS RECEIPTS TAX BY STANDARD INDUSTRIAL CLASSIFICATION

BUSINESS ACTIVITY REPORTED IN OCTOBER, 1999

LOCATION : 33-131 MILAN (C.)

SIC CODE		NO. TAX RETURNS	TOTAL REPORTED GROSS RECEIPTS	TAXABLE GROSS RECEIPTS	REPORTED TAX DUE
7600	MISCELLANEOUS REPAIR SERVICES				
7800	MOTION PICTURE THEATERS AND PRODUCTION				
7900	AMUSEMENT AND RECREATION SERVICES				
8060	HOSPITALS AND OTHER HEALTH SERVICES				
8100	LEGAL SERVICES				
8900	MISCELLANEOUS SERVICES	18	124,087	118,605	7,952.27
SERV	TOT. SERVICES	37	241,549	231,443	15,639.33
TOT-	TOTAL FOR ALL INDUSTRIES IN THIS LOCATION	131	4,095,031	2,326,723	158,289.57
TEL-	INTERSTATE TELECOMMUNICATIONS	7	9,323	9,323	396.22

* MONTHLY *

ANALYSIS OF GROSS RECEIPTS TAX BY STANDARD INDUSTRIAL CLASSIFICATION

* EDITED *

BUSINESS ACTIVITY REPORTED IN OCTOBER, 1999

LOCATION : 33-156 GRANTS GOLF COURSE

SIC
CODENO. TAX
RETURNSTOTAL REPORTED
GROSS RECEIPTSTAXABLE
GROSS RECEIPTSREPORTED
TAX DUE

* MONTHLY *

ANALYSIS OF GROSS RECEIPTS TAX BY STANDARD INDUSTRIAL CLASSIFICATION

* EDITED *

BUSINESS ACTIVITY REPORTED IN OCTOBER, 1999

LOCATION : 33-227

GRANTS (C.)

SIC CODE		NO. TAX RETURNS	TOTAL REPORTED GROSS RECEIPTS	TAXABLE GROSS RECEIPTS	REPORTED TAX DUE
1500	GENERAL BUILDING CONTRACTORS	15	315,766	269,242	18,342.10
1610	HIGHWAY CONTRACTORS	3	59,276	35,678	2,430.59
1620	NON-BUILDING HEAVY CONTRACTORS, EXCEPT HIGHWAY	3	8,003	2,293	156.20
1700	SPECIAL TRADE CONTRACTORS	23	301,095	85,320	5,812.46
CONS	TOT. CONTRACT CONSTRUCTION	44	684,140	392,533	26,741.35
2400	LUMBER, WOOD AND PAPER PRODUCTS				
3200	STONE, CLAY, GLASS, AND CONCRETE PRODUCTS				
3400	PRIMARY METAL INDUST., FABRICATED METAL PRODUCTS				
3600	ELECTRICAL MACHINERY, EQUIPMENT AND SUPPLIES				
3700	TRANSPORTATION EQUIPMENT				
3900	MISCELLANEOUS MANUFACTURING	13	84,493	48,541	3,306.90
MFG-	TOT. MANUFACTURING	20	784,113	304,827	20,766.33
4100	LOCAL AND HIGHWAY PASSENGER TRANSPORTATION				
4200	MOTOR FREIGHT TRANS., WAREHOUSING, TRANS. SERVICES	3	80,825	15,093	1,028.18
4810	TELEPHONE AND TELEGRAPH COMMUNICATIONS	18	229,318	229,230	15,615.40
4900	ELECTRIC WATER AND SANITARY SERVICE UTILITIES	3	817,992	626,796	42,700.47
4920	GAS UTILITIES				
TCU-	TOT. TRANSPORTATION, COMMUNICATIONS AND UTILITIES	27	1,333,745	1,062,838	72,372.18
5010	MOTOR VEHICLES AND AUTOMOTIVE EQUIPMENT				
5020	DRUGS, CHEMICALS AND ALLIED PRODUCTS				
5040	GROCERIES AND RELATED PRODUCTS	3	136,904	2,918	198.82
5070	HARDWARE, PLUMBING AND HEATING EQUIP. AND SUPPLIES				
5080	MACHINERY, EQUIPMENT AND SUPPLIES				
5090	MISCELLANEOUS WHOLESALERS	13	4,960	3,948	268.95
WHSL	TOT. WHOLESALE TRADE	21	178,905	32,554	2,217.75
5200	BUILDING MATERIALS				
5251	HARDWARE STORES				
5300	GENERAL MERCHANDISE, EXCEPT DEPARTMENT STORES	7	97,326	97,326	6,630.35
5310	DEPARTMENT STORES				
5400	RETAIL FOOD STORES	5	798,494	730,437	49,761.02
5510	MOTOR VEHICLE DEALERS	4	336,473	151,048	10,290.16
5540	GASOLINE SERVICE STATIONS	5	393,068	139,199	9,482.92
5592	MOBILE HOME DEALERS				
5599	MISCELLANEOUS VEHICLE AND AUTO ACCESSORY DEALERS	3	247,029	165,368	11,265.67
5600	APPAREL AND ACCESSORY STORES	5	129,363	129,363	8,812.85
5700	FURNITURE, HOME FURNISHINGS AND APPLIANCE STORES	4	19,482	4,165	283.73
5800	EATING AND DRINKING PLACES	26	956,555	945,130	64,387.01
5813	LIQUOR DISPENSERS - BY THE DRINK				

* MONTHLY *

ANALYSIS OF GROSS RECEIPTS TAX BY STANDARD INDUSTRIAL CLASSIFICATION

* EDITED *

BUSINESS ACTIVITY REPORTED IN OCTOBER, 1999

LOCATION : 33-227

GRANTS (C.)

SIC CODE		NO. TAX RETURNS	TOTAL REPORTED GROSS RECEIPTS	TAXABLE GROSS RECEIPTS	REPORTED TAX DUE
5910	DRUG AND PROPRIETARY STORES				
5990	MISCELLANEOUS RETAILERS	63	2,991,996	2,740,565	186,488.08
RETL	TOT. RETAIL TRADE	129	6,501,058	5,456,951	371,541.88
6000	BANKS				
6120	SAVINGS AND LOAN ASSOCIATIONS	3	18,650	1,026	69.90
6510	REAL EST. OPER-LESR-AGT., ETC., AND TITLE ABSTRACT	5	49,834	48,481	3,302.77
6700	HOLDING AND OTHER INVESTMENT COMPANIES				
FIRE	TOT. FINANCE, INSURANCE AND REAL ESTATE	12	171,303	124,648	8,491.66
7000	HOTELS, MOTELS, TRAILER PARKS AND OTHER LODGING	12	439,755	430,720	29,342.79
7200	PERSONAL SERVICES	25	96,003	92,679	8,313.72
7300	MISCELLANEOUS BUSINESS SERVICES	27	351,477	265,725	18,102.52
7500	AUTOMOBILE RENTAL, REPAIR AND OTHER SERVICES	22	128,826	123,890	8,439.97
7600	MISCELLANEOUS REPAIR SERVICES	11	39,280	37,680	2,566.98
7800	MOTION PICTURE THEATERS AND PRODUCTION				
7900	AMUSEMENT AND RECREATION SERVICES	5	64,843	49,769	3,390.50
8010	PHYSICIANS, DENTISTS AND OTHERS	12	294,403	257,296	17,528.32
8080	HOSPITALS AND OTHER HEALTH SERVICES	7	131,462	131,462	8,955.88
8100	LEGAL SERVICES				
8900	MISCELLANEOUS SERVICES	71	316,318	295,599	20,135.26
8910	ENGINEERING AND ARCHITECTURAL SERVICES				
SERV	TOT. SERVICES	197	1,927,207	1,749,657	119,192.97
9999	NONCLASSIFIABLE ESTABLISHMENTS - (SERVICES)	3	140,083	140,083	9,543.16
TOT-	TOTAL FOR ALL INDUSTRIES IN THIS LOCATION	453	11,720,554	9,264,091	630,867.28
TEL-	INTERSTATE TELECOMMUNICATIONS	19	50,403	50,330	2,139.02

TAXATION AND REVENUE DEPARTMENT
STATE OF NEW MEXICO
COMBINED REVENUE SYSTEM
ANALYSIS OF GROSS RECEIPTS TAX BY STANDARD INDUSTRIAL CLASSIFICATION

* MONTHLY *
* EDITED *

BUSINESS ACTIVITY REPORTED IN OCTOBER, 1999

LOCATION : 33-033 RMDR CIBOLA CNTY

SIC CODE		NO. TAX RETURNS	TOTAL REPORTED GROSS RECEIPTS	TAXABLE GROSS RECEIPTS	REPORTED TAX DUE
1000 MINE	METAL MINING, EXCEPT COPPER, URANIUM, MOLYBDENUM TOT. MINING				
1500	GENERAL BUILDING CONTRACTORS	13	306,355	270,529	16,908.10
1610	HIGHWAY CONTRACTORS				
1620	NON-BUILDING HEAVY CONTRACTORS, EXCEPT HIGHWAY				
1700	SPECIAL TRADE CONTRACTORS	11	452,771	3,810	238.15
CONS	TOT. CONTRACT CONSTRUCTION	37	3,409,301	2,650,515	165,657.22
2800	CHEMICALS AND ALLIED PRODUCTS				
3200	STONE, CLAY, GLASS, AND CONCRETE PRODUCTS				
3600	ELECTRICAL MACHINERY, EQUIPMENT AND SUPPLIES				
3900	MISCELLANEOUS MANUFACTURING	7	71,816	11,458	716.13
MFG-	TOT. MANUFACTURING	12	78,018	14,815	925.97
4200	MOTOR FREIGHT TRANS., WAREHOUSING, TRANS. SERVICES				
4810	TELEPHONE AND TELEGRAPH COMMUNICATIONS	16	154,923	154,915	9,631.23
4900	ELECTRIC WATER AND SANITARY SERVICE UTILITIES	5	763,415	422,573	26,410.84
4920	GAS UTILITIES				
TCU-	TOT. TRANSPORTATION, COMMUNICATIONS AND UTILITIES	24	1,002,180	618,466	38,603.20
5090	MISCELLANEOUS WHOLESALERS				
5092	PETROLEUM AND PETROLEUM PRODUCTS				
WHSL	TOT. WHOLESALE TRADE	9	34,459	22,837	1,427.29
5300	GENERAL MERCHANDISE, EXCEPT DEPARTMENT STORES	5	55,639	11,480	717.51
5310	DEPARTMENT STORES				
5400	RETAIL FOOD STORES	4	113,562	111,699	6,981.19
5700	FURNITURE, HOME FURNISHINGS AND APPLIANCE STORES				
5800	EATING AND DRINKING PLACES	9	35,302	34,937	2,183.60
5813	LIQUOR DISPENSERS - BY THE DRINK	4	72,858	72,858	4,553.59
5920	PACKAGE LIQUOR STORES				
5990	MISCELLANEOUS RETAILERS	29	239,829	164,235	9,970.14
RETL	TOT. RETAIL TRADE	54	518,824	396,844	24,508.24
6100	CREDIT AGENCIES, EXCEPT BANKS AND S-AND-L ASSOC.				
FIRE	TOT. FINANCE, INSURANCE AND REAL ESTATE				
7200	PERSONAL SERVICES	4	8,831	8,831	551.94
7300	MISCELLANEOUS BUSINESS SERVICES	8	2,573	1,907	119.19
7500	AUTOMOBILE RENTAL, REPAIR AND OTHER SERVICES	3	15,491	15,491	968.20
7600	MISCELLANEOUS REPAIR SERVICES	3	25,388	25,388	1,586.75
8010	PHYSICIANS, DENTISTS AND OTHERS	3	25,535	25,535	1,595.91

* MONTHLY *

ANALYSIS OF GROSS RECEIPTS TAX BY STANDARD INDUSTRIAL CLASSIFICATION

* EDITED *

BUSINESS ACTIVITY REPORTED IN OCTOBER, 1999

LOCATION : 33-033 RMDR CIBOLA CNTY

SIC CODE		NO. TAX RETURNS	TOTAL REPORTED GROSS RECEIPTS	TAXABLE GROSS RECEIPTS	REPORTED TAX DUE
8900	MISCELLANEOUS SERVICES	35	180,699	107,397	6,566.20
SERV	TOT. SERVICES	56	258,517	184,549	11,388.19
9999	NONCLASSIFIABLE ESTABLISHMENTS - (SERVICES)				
TOT-	TOTAL FOR ALL INDUSTRIES IN THIS LOCATION	195	5,313,688	3,896,566	243,043.89
TEL-	INTERSTATE TELECOMMUNICATIONS	12	35,281	35,274	1,499.15

* MONTHLY *
* EDITED *

ANALYSIS OF GROSS RECEIPTS TAX BY STANDARD INDUSTRIAL CLASSIFICATION

BUSINESS ACTIVITY REPORTED IN OCTOBER, 1999

LOCATION : 09-102

RATON

SIC CODE		NO. TAX RETURNS	TOTAL REPORTED GROSS RECEIPTS	TAXABLE GROSS RECEIPTS	REPORTED TAX DUE
0700 AGRI	AGRICULTURAL SERVICES TOT. AGRICULTURE				
1381 MINE	OIL AND GAS WELL DRILLING TOT. MINING				
1500 1620 1700 CONS	GENERAL BUILDING CONTRACTORS NON-BUILDING HEAVY CONTRACTORS, EXCEPT HIGHWAY SPECIAL TRADE CONTRACTORS TOT. CONTRACT CONSTRUCTION	23 44	451,757 630,359	418,666 563,110	29,044.94 39,065.72
2000 2010 2300 2700 3400 3600 3700 3900 MFG-	FOOD AND KINDRED PRODUCTS, EXCEPT MEAT PRODUCTS MEAT PACKING AND OTHER MEAT PRODUCTS APPAREL AND TEXTILE MILL PRODUCTS PRINTING AND PUBLISHING PRIMARY METAL INDUST., FABRICATED METAL PRODUCTS ELECTRICAL MACHINERY, EQUIPMENT AND SUPPLIES TRANSPORTATION EQUIPMENT MISCELLANEOUS MANUFACTURING TOT. MANUFACTURING	 5 3 4 19	 1,432 124,238 2,896 296,819	 1,188 8,045 728 154,732	 82.39 558.08 50.55 10,734.54
4200 4500 4810 4830 4900 4920 TCU-	MOTOR FREIGHT TRANS., WAREHOUSING, TRANS. SERVICES AIR TRANSPORTATION TELEPHONE AND TELEGRAPH COMMUNICATIONS RADIO AND TELEVISION BROADCASTING ELECTRIC WATER AND SANITARY SERVICE UTILITIES GAS UTILITIES TOT. TRANSPORTATION, COMMUNICATIONS AND UTILITIES	 14 3 24	 191,930 119,683 505,672	 191,875 85,258 426,305	 13,310.62 4,527.30 29,574.19
5010 5040 5080 5090 5092 WHSL	MOTOR VEHICLES AND AUTOMOTIVE EQUIPMENT GROCERIES AND RELATED PRODUCTS MACHINERY, EQUIPMENT AND SUPPLIES MISCELLANEOUS WHOLESALE PETROLEUM AND PETROLEUM PRODUCTS TOT. WHOLESALE TRADE	 17 4 26	 38,634 479,106 562,770	 10,328 94,504 134,302	 716.49 6,556.24 9,317.19
5200 5251 5300 5310 5400 5510 5540 5599	BUILDING MATERIALS HARDWARE STORES GENERAL MERCHANDISE, EXCEPT DEPARTMENT STORES DEPARTMENT STORES RETAIL FOOD STORES MOTOR VEHICLE DEALERS GASOLINE SERVICE STATIONS MISCELLANEOUS VEHICLE AND AUTO ACCESSORY DEALERS	4 7 3 10 7 4	649,153 62,368 530,945 1,318,997 366,983 318,481	254,699 58,505 522,529 1,124,952 341,574 253,312	17,669.77 4,058.80 36,250.42 78,043.54 23,696.73 17,573.54

* MONTHLY *

ANALYSIS OF GROSS RECEIPTS TAX BY STANDARD INDUSTRIAL CLASSIFICATION

* EDITED *

BUSINESS ACTIVITY REPORTED IN OCTOBER, 1999

LOCATION : 09-102

RATON

SIC CODE		NO. TAX RETURNS	TOTAL REPORTED GROSS RECEIPTS	TAXABLE GROSS RECEIPTS	REPORTED TAX DUE
5600	APPAREL AND ACCESSORY STORES	7	93,057	93,057	6,455.83
5700	FURNITURE, HOME FURNISHINGS AND APPLIANCE STORES	3	57,345	43,383	3,009.72
5800	EATING AND DRINKING PLACES	17	501,333	500,508	34,722.74
5813	LIQUOR DISPENSERS - BY THE DRINK	10	134,371	134,371	9,321.96
5990	MISCELLANEOUS RETAILERS	76	687,347	564,391	39,095.17
RETL	TOT. RETAIL TRADE	152	5,100,470	4,163,163	288,759.97
6000	BANKS	5	131,235	98,689	6,846.56
6100	CREDIT AGENCIES, EXCEPT BANKS AND S-AND-L ASSOC.				
6200	SECUTY. AND COMDTY. BROKERS, DELRS., EXCGS., SERV.				
6300	INSURANCE AGENTS, CARRIERS, BROKERS AND SERVICES				
6510	REAL EST. OPER-LESR-AGT., ETC., AND TITLE ABSTRACT	7	57,407	52,880	3,668.55
6550	REAL ESTATE SUBDIVIDERS AND DEVELOPERS				
FIRE	TOT. FINANCE, INSURANCE AND REAL ESTATE	17	257,744	179,751	12,470.25
7000	HOTELS, MOTELS, TRAILER PARKS AND OTHER LODGING	14	534,605	525,510	36,457.28
7200	PERSONAL SERVICES	28	224,324	222,971	15,468.63
7300	MISCELLANEOUS BUSINESS SERVICES	16	628,498	511,446	35,481.54
7500	AUTOMOBILE RENTAL, REPAIR AND OTHER SERVICES	14	140,333	131,585	9,128.72
7600	MISCELLANEOUS REPAIR SERVICES	3	12,274	11,480	796.42
7800	MOTION PICTURE THEATERS AND PRODUCTION				
7900	AMUSEMENT AND RECREATION SERVICES				
8010	PHYSICIANS, DENTISTS AND OTHERS	13	214,086	196,561	13,636.45
8060	HOSPITALS AND OTHER HEALTH SERVICES				
8100	LEGAL SERVICES	6	87,712	86,071	5,971.18
8200	EDUCATIONAL SERVICES				
8900	MISCELLANEOUS SERVICES	71	2,789,287	2,779,466	192,825.46
8910	ENGINEERING AND ARCHITECTURAL SERVICES				
SERV	TOT. SERVICES	170	4,656,174	4,490,146	311,503.89
9393	LOCAL GOVERNMENT - MUNICIPALITIES	7	285,064	249,183	17,287.08
GOVT	TOT. GOVERNMENT	7	285,064	249,183	17,287.08
TOT-	TOTAL FOR ALL INDUSTRIES IN THIS LOCATION	462	12,382,272	10,447,892	724,762.35
TEL-	INTERSTATE TELECOMMUNICATIONS	8	57,351	57,273	2,434.10

TAXATION AND REVENUE DEPARTMENT
STATE OF NEW MEXICO
COMBINED REVENUE SYSTEMPAGE 126
RUN DATE: 11/09/99
RUN NUMBER: 499.00* MONTHLY *
* EDITED *

ANALYSIS OF GROSS RECEIPTS TAX BY STANDARD INDUSTRIAL CLASSIFICATION

BUSINESS ACTIVITY REPORTED IN OCTOBER, 1999

LOCATION : 09-202 MAXWELL

SIC CODE		NO. TAX RETURNS	TOTAL REPORTED GROSS RECEIPTS	TAXABLE GROSS RECEIPTS	REPORTED TAX DUE
1500	GENERAL BUILDING CONTRACTORS				
1700	SPECIAL TRADE CONTRACTORS				
CONS	TOT. CONTRACT CONSTRUCTION				
4810	TELEPHONE AND TELEGRAPH COMMUNICATIONS				
4920	GAS UTILITIES				
TCU-	TOT. TRANSPORTATION, COMMUNICATIONS AND UTILITIES	4	17,311	11,755	617.00
5090	MISCELLANEOUS WHOLESALERS				
WHSL	TOT. WHOLESALE TRADE				
5300	GENERAL MERCHANDISE, EXCEPT DEPARTMENT STORES				
5400	RETAIL FOOD STORES				
5800	EATING AND DRINKING PLACES				
5990	MISCELLANEOUS RETAILERS	9	10,236	10,070	528.31
RETL	TOT. RETAIL TRADE	13	24,932	24,766	1,299.89
7300	MISCELLANEOUS BUSINESS SERVICES				
7500	AUTOMOBILE RENTAL, REPAIR AND OTHER SERVICES				
8900	MISCELLANEOUS SERVICES	4	12,727	12,361	648.97
SERV	TOT. SERVICES	7	16,902	16,486	865.49
TOT-	TOTAL FOR ALL INDUSTRIES IN THIS LOCATION	28	223,741	209,314	10,988.50

* MONTHLY *

ANALYSIS OF GROSS RECEIPTS TAX BY STANDARD INDUSTRIAL CLASSIFICATION

* EDITED *

BUSINESS ACTIVITY REPORTED IN OCTOBER, 1999

LOCATION : 09-301

SPRINGER

SIC CODE		NO. TAX RETURNS	TOTAL REPORTED GROSS RECEIPTS	TAXABLE GROSS RECEIPTS	REPORTED TAX DUE
1500	GENERAL BUILDING CONTRACTORS	6	633,159	627,525	38,828.09
1700	SPECIAL TRADE CONTRACTORS	5	24,363	10,516	650.67
CONS	TOT. CONTRACT CONSTRUCTION	11	657,522	638,041	39,478.76
2700	PRINTING AND PUBLISHING				
3600	ELECTRICAL MACHINERY, EQUIPMENT AND SUPPLIES				
MFG-	TOT. MANUFACTURING	3	17,357	874	54.09
4200	MOTOR FREIGHT TRANS., WAREHOUSING, TRANS. SERVICES				
4810	TELEPHONE AND TELEGRAPH COMMUNICATIONS	11	29,818	29,795	1,842.56
4830	RADIO AND TELEVISION BROADCASTING				
4900	ELECTRIC WATER AND SANITARY SERVICE UTILITIES				
TCU-	TOT. TRANSPORTATION, COMMUNICATIONS AND UTILITIES	15	109,029	94,904	5,871.13
5070	HARDWARE, PLUMBING AND HEATING EQUIP. AND SUPPLIES				
5080	MACHINERY, EQUIPMENT AND SUPPLIES				
5090	MISCELLANEOUS WHOLESALERS				
WHSL	TOT. WHOLESALE TRADE	6	1,239	1,204	74.50
5300	GENERAL MERCHANDISE, EXCEPT DEPARTMENT STORES	4	16,495	12,103	748.87
5400	RETAIL FOOD STORES	4	77,790	76,623	4,741.07
5540	GASOLINE SERVICE STATIONS				
5599	MISCELLANEOUS VEHICLE AND AUTO ACCESSORY DEALERS				
5700	FURNITURE, HOME FURNISHINGS AND APPLIANCE STORES				
5800	EATING AND DRINKING PLACES				
5910	DRUG AND PROPRIETARY STORES				
5920	PACKAGE LIQUOR STORES				
5990	MISCELLANEOUS RETAILERS	18	14,439	10,234	627.07
RETL	TOT. RETAIL TRADE	33	287,697	209,905	12,981.71
6000	BANKS	3	14,909	11,411	706.03
FIRE	TOT. FINANCE, INSURANCE AND REAL ESTATE	3	14,909	11,411	706.03
7000	HOTELS, MOTELS, TRAILER PARKS AND OTHER LODGING				
7200	PERSONAL SERVICES	6	8,209	8,146	504.03
7300	MISCELLANEOUS BUSINESS SERVICES	6	17,115	16,434	1,016.85
7500	AUTOMOBILE RENTAL, REPAIR AND OTHER SERVICES				
8010	PHYSICIANS, DENTISTS AND OTHERS	3	29,824	29,612	1,832.26
8900	MISCELLANEOUS SERVICES	14	36,664	35,610	2,203.40
8910	ENGINEERING AND ARCHITECTURAL SERVICES				
SERV	TOT. SERVICES	33	108,780	104,477	6,464.49

TAXATION AND REVENUE DEPARTMENT
STATE OF NEW MEXICO
COMBINED REVENUE SYSTEM
ANALYSIS OF GROSS RECEIPTS TAX BY STANDARD INDUSTRIAL CLASSIFICATION

* MONTHLY *
* EDITED *

BUSINESS ACTIVITY REPORTED IN OCTOBER, 1999

LOCATION : 09-301 SPRINGER

SIC CODE		NO. TAX RETURNS	TOTAL REPORTED GROSS RECEIPTS	TAXABLE GROSS RECEIPTS	REPORTED TAX DUE
TOT-	TOTAL FOR ALL INDUSTRIES IN THIS LOCATION	104	1,196,533	1,060,814	65,630.71
TEL-	INTERSTATE TELECOMMUNICATIONS	12	9,893	9,731	413.55

* MONTHLY *
* EDITED *

ANALYSIS OF GROSS RECEIPTS TAX BY STANDARD INDUSTRIAL CLASSIFICATION

BUSINESS ACTIVITY REPORTED IN OCTOBER, 1999

LOCATION : 09-401

CIMARRON

SIC CODE		NO. TAX RETURNS	TOTAL REPORTED GROSS RECEIPTS	TAXABLE GROSS RECEIPTS	REPORTED TAX DUE
0100 AGRI	AGRICULTURAL PRODUCTION TOT. AGRICULTURE				
1500 1620 1700 CONS	GENERAL BUILDING CONTRACTORS NON-BUILDING HEAVY CONTRACTORS, EXCEPT HIGHWAY SPECIAL TRADE CONTRACTORS TOT. CONTRACT CONSTRUCTION	7 12	124,677 460,202	124,677 459,698	7,714.38 28,443.81
3600 MFG-	ELECTRICAL MACHINERY, EQUIPMENT AND SUPPLIES TOT. MANUFACTURING				
4100 4810 4830 4900 4920 TCU-	LOCAL AND HIGHWAY PASSENGER TRANSPORTATION TELEPHONE AND TELEGRAPH COMMUNICATIONS RADIO AND TELEVISION BROADCASTING ELECTRIC WATER AND SANITARY SERVICE UTILITIES GAS UTILITIES TOT. TRANSPORTATION, COMMUNICATIONS AND UTILITIES	 10 14	 20,620 212,101	 20,616 205,455	 1,265.90 12,702.76
5080 5090 5092 WHSL	MACHINERY, EQUIPMENT AND SUPPLIES MISCELLANEOUS WHOLESALERS PETROLEUM AND PETROLEUM PRODUCTS TOT. WHOLESALE TRADE	 4	 18,472	 13,822	 855.25
5300 5310 5400 5800 5990 RETL	GENERAL MERCHANDISE, EXCEPT DEPARTMENT STORES DEPARTMENT STORES RETAIL FOOD STORES EATING AND DRINKING PLACES MISCELLANEOUS RETAILERS TOT. RETAIL TRADE	 4 27 36	 28,397 526,196 557,189	 27,195 404,495 434,285	 1,682.67 25,022.51 26,865.77
6000 FIRE	BANKS TOT. FINANCE, INSURANCE AND REAL ESTATE				
7000 7200 7300 7500 8900 8910 SERV	HOTELS, MOTELS, TRAILER PARKS AND OTHER LODGING PERSONAL SERVICES MISCELLANEOUS BUSINESS SERVICES AUTOMOBILE RENTAL, REPAIR AND OTHER SERVICES MISCELLANEOUS SERVICES ENGINEERING AND ARCHITECTURAL SERVICES TOT. SERVICES	 3 11 18	 790 19,945 31,924	 790 6,176 16,964	 48.89 382.13 1,049.65

TAXATION AND REVENUE DEPARTMENT
STATE OF NEW MEXICO
COMBINED REVENUE SYSTEM
ANALYSIS OF GROSS RECEIPTS TAX BY STANDARD INDUSTRIAL CLASSIFICATION

* MONTHLY *
* EDITED *

BUSINESS ACTIVITY REPORTED IN OCTOBER, 1999

LOCATION : 09-401 CIMARRON

SIC CODE		NO. TAX RETURNS	TOTAL REPORTED GROSS RECEIPTS	TAXABLE GROSS RECEIPTS	REPORTED TAX DUE
TOT-	TOTAL FOR ALL INDUSTRIES IN THIS LOCATION	89	1,338,839	1,186,579	73,404.28
TEL-	INTERSTATE TELECOMMUNICATIONS	8	5,258	5,254	223.28

TAXATION AND REVENUE DEPARTMENT
STATE OF NEW MEXICO
COMBINED REVENUE SYSTEM

PAGE 131
RUN DATE: 11/09/99
RUN NUMBER: 499.00

* MONTHLY *
* EDITED *

ANALYSIS OF GROSS RECEIPTS TAX BY STANDARD INDUSTRIAL CLASSIFICATION

BUSINESS ACTIVITY REPORTED IN OCTOBER, 1999

LOCATION : 09-509

EAGLE NEST

SIC CODE		NO. TAX RETURNS	TOTAL REPORTED GROSS RECEIPTS	TAXABLE GROSS RECEIPTS	REPORTED TAX DUE
1500	GENERAL BUILDING CONTRACTORS	3	62,994	62,382	3,859.87
1610	HIGHWAY CONTRACTORS				
1700	SPECIAL TRADE CONTRACTORS				
CONS	TOT. CONTRACT CONSTRUCTION	6	74,854	71,894	4,448.41
3600	ELECTRICAL MACHINERY, EQUIPMENT AND SUPPLIES				
MFG-	TOT. MANUFACTURING				
4810	TELEPHONE AND TELEGRAPH COMMUNICATIONS				
4900	ELECTRIC WATER AND SANITARY SERVICE UTILITIES				
TCU-	TOT. TRANSPORTATION, COMMUNICATIONS AND UTILITIES	8	28,136	27,444	1,697.95
5090	MISCELLANEOUS WHOLESALERS	6	847	687	42.51
WHSL	TOT. WHOLESALE TRADE	6	847	687	42.51
5300	GENERAL MERCHANDISE, EXCEPT DEPARTMENT STORES	3	664	664	41.10
5400	RETAIL FOOD STORES				
5600	APPAREL AND ACCESSORY STORES				
5800	EATING AND DRINKING PLACES	4	19,328	19,328	1,195.90
5990	MISCELLANEOUS RETAILERS	24	181,055	180,405	11,156.16
RETL	TOT. RETAIL TRADE	34	235,322	234,672	14,513.92
6510	REAL EST. OPER-LESR-AGT., ETC., AND TITLE ABSTRACT	3	4,700	4,700	290.81
FIRE	TOT. FINANCE, INSURANCE AND REAL ESTATE	3	4,700	4,700	290.81
7000	HOTELS, MOTELS, TRAILER PARKS AND OTHER LODGING				
7300	MISCELLANEOUS BUSINESS SERVICES				
8900	MISCELLANEOUS SERVICES	11	38,167	36,919	2,284.33
SERV	TOT. SERVICES	16	85,237	83,988	5,196.78
9393	LOCAL GOVERNMENT - MUNICIPALITIES				
GOVT	TOT. GOVERNMENT				
TOT-	TOTAL FOR ALL INDUSTRIES IN THIS LOCATION	76	429,532	423,821	26,217.36
TEL-	INTERSTATE TELECOMMUNICATIONS	5	762	762	32.38

* MONTHLY *

ANALYSIS OF GROSS RECEIPTS TAX BY STANDARD INDUSTRIAL CLASSIFICATION

* EDITED *

BUSINESS ACTIVITY REPORTED IN OCTOBER, 1999

LOCATION : 09-600

ANGEL FIRE

SIC CODE		NO. TAX RETURNS	TOTAL REPORTED GROSS RECEIPTS	TAXABLE GROSS RECEIPTS	REPORTED TAX DUE
1500	GENERAL BUILDING CONTRACTORS	34	1,285,610	1,001,306	61,955.79
1620	NON-BUILDING HEAVY CONTRACTORS, EXCEPT HIGHWAY				
1700	SPECIAL TRADE CONTRACTORS				
CONS	TOT. CONTRACT CONSTRUCTION	65	1,726,859	1,329,604	82,269.26
2700	PRINTING AND PUBLISHING				
3200	STONE, CLAY, GLASS, AND CONCRETE PRODUCTS				
3600	ELECTRICAL MACHINERY, EQUIPMENT AND SUPPLIES				
3900	MISCELLANEOUS MANUFACTURING				
MFG-	TOT. MANUFACTURING	5	78,219	72,773	4,502.86
4810	TELEPHONE AND TELEGRAPH COMMUNICATIONS				
4900	ELECTRIC WATER AND SANITARY SERVICE UTILITIES				
4920	GAS UTILITIES				
TCU-	TOT. TRANSPORTATION, COMMUNICATIONS AND UTILITIES	14	247,847	243,104	15,040.74
5040	GROCERIES AND RELATED PRODUCTS				
5080	MACHINERY, EQUIPMENT AND SUPPLIES				
5090	MISCELLANEOUS WHOLESALERS	11	15,179	14,908	922.40
WHSL	TOT. WHOLESALE TRADE	15	15,448	15,177	939.03
5200	BUILDING MATERIALS				
5300	GENERAL MERCHANDISE, EXCEPT DEPARTMENT STORES	3	1,770	1,770	109.51
5310	DEPARTMENT STORES				
5400	RETAIL FOOD STORES	3	186,676	116,221	7,191.18
5600	APPAREL AND ACCESSORY STORES	3	23,486	23,486	1,453.17
5700	FURNITURE, HOME FURNISHINGS AND APPLIANCE STORES				
5800	EATING AND DRINKING PLACES				
5990	MISCELLANEOUS RETAILERS	35	173,686	153,990	9,513.62
RETL	TOT. RETAIL TRADE	50	1,353,044	755,339	46,722.09
8000	BANKS				
6200	SECUTY. AND COMDTY. BROKERS, DELRS., EXCGS., SERV.				
6300	INSURANCE AGENTS, CARRIERS, BROKERS AND SERVICES	3	2,510	300	18.56
6510	REAL EST. OPER-LESR-AGT., ETC., AND TITLE ABSTRACT	9	294,284	288,779	17,868.19
6550	REAL ESTATE SUBDIVIDERS AND DEVELOPERS	3	48,711	5,700	352.69
FIRE	TOT. FINANCE, INSURANCE AND REAL ESTATE	18	367,588	306,187	18,945.34
7000	HOTELS, MOTELS, TRAILER PARKS AND OTHER LODGING	5	591,294	591,294	36,586.30
7200	PERSONAL SERVICES	3	12,059	12,059	746.15
7300	MISCELLANEOUS BUSINESS SERVICES	10	32,944	24,097	1,491.03
7500	AUTOMOBILE RENTAL, REPAIR AND OTHER SERVICES	4	13,524	11,556	715.05

* MONTHLY *

ANALYSIS OF GROSS RECEIPTS TAX BY STANDARD INDUSTRIAL CLASSIFICATION

* EDITED *

BUSINESS ACTIVITY REPORTED IN OCTOBER, 1999

LOCATION : 09-800

ANGEL FIRE

SIC CODE		NO. TAX RETURNS	TOTAL REPORTED GROSS RECEIPTS	TAXABLE GROSS RECEIPTS	REPORTED TAX DUE
7600	MISCELLANEOUS REPAIR SERVICES				
7900	AMUSEMENT AND RECREATION SERVICES				
8060	HOSPITALS AND OTHER HEALTH SERVICES				
8900	MISCELLANEOUS SERVICES	42	266,136	219,453	13,578.66
8910	ENGINEERING AND ARCHITECTURAL SERVICES				
SERV	TOT. SERVICES	69	942,394	882,083	54,578.94
TOT-	TOTAL FOR ALL INDUSTRIES IN THIS LOCATION	236	4,731,398	3,604,267	222,998.26
TEL-	INTERSTATE TELECOMMUNICATIONS	10	10,599	10,541	448.01

* MONTHLY *
* EDITED *

ANALYSIS OF GROSS RECEIPTS TAX BY STANDARD INDUSTRIAL CLASSIFICATION

BUSINESS ACTIVITY REPORTED IN OCTOBER, 1999

LOCATION : 09-009 RMDR COLFAX CNTY

SIC CODE		NO. TAX RETURNS	TOTAL REPORTED GROSS RECEIPTS	TAXABLE GROSS RECEIPTS	REPORTED TAX DUE
0100	AGRICULTURAL PRODUCTION	4	86,107	86,107	4,843.51
0700	AGRICULTURAL SERVICES				
0800	FORESTRY AND FISHERIES				
AGRI	TOT. AGRICULTURE	7	168,194	159,623	8,978.78
1381	OIL AND GAS WELL DRILLING				
1389	OIL AND GAS FIELD SERVICES, EXCEPT DRILLING				
MINE	TOT. MINING	5	246,208	246,208	13,849.18
1500	GENERAL BUILDING CONTRACTORS	23	831,364	786,950	44,265.91
1610	HIGHWAY CONTRACTORS				
1620	NON-BUILDING HEAVY CONTRACTORS, EXCEPT HIGHWAY				
1700	SPECIAL TRADE CONTRACTORS	11	106,204	70,779	3,981.30
CONS	TOT. CONTRACT CONSTRUCTION	40	1,100,203	878,260	49,402.11
3200	STONE, CLAY, GLASS, AND CONCRETE PRODUCTS				
3600	ELECTRICAL MACHINERY, EQUIPMENT AND SUPPLIES				
MFG-	TOT. MANUFACTURING				
4100	LOCAL AND HIGHWAY PASSENGER TRANSPORTATION				
4200	MOTOR FREIGHT TRANS., WAREHOUSING, TRANS. SERVICES				
4810	TELEPHONE AND TELEGRAPH COMMUNICATIONS	9	106,778	106,738	6,004.03
4900	ELECTRIC WATER AND SANITARY SERVICE UTILITIES				
4920	GAS UTILITIES				
TCU-	TOT. TRANSPORTATION, COMMUNICATIONS AND UTILITIES	13	205,785	201,792	11,350.80
5090	MISCELLANEOUS WHOLESALERS				
5092	PETROLEUM AND PETROLEUM PRODUCTS				
WSHL	TOT. WHOLESALE TRADE	5	34,839	34,210	1,924.34
5200	BUILDING MATERIALS				
5300	GENERAL MERCHANDISE, EXCEPT DEPARTMENT STORES				
5400	RETAIL FOOD STORES				
5599	MISCELLANEOUS VEHICLE AND AUTO ACCESSORY DEALERS				
5800	EATING AND DRINKING PLACES				
5813	LIQUOR DISPENSERS - BY THE DRINK				
5990	MISCELLANEOUS RETAILERS	21	386,989	374,304	21,022.27
RETL	TOT. RETAIL TRADE	28	598,114	541,057	30,402.13
6510	REAL EST. OPER-LESR-AGT., ETC., AND TITLE ABSTRACT				
FIRE	TOT. FINANCE, INSURANCE AND REAL ESTATE				
7000	HOTELS, MOTELS, TRAILER PARKS AND OTHER LODGING	4	29,259	29,259	1,645.84
7200	PERSONAL SERVICES				

* MONTHLY *

ANALYSIS OF GROSS RECEIPTS TAX BY STANDARD INDUSTRIAL CLASSIFICATION

* EDITED *

BUSINESS ACTIVITY REPORTED IN OCTOBER, 1999

LOCATION : 09-009 RMDR COLFAX CNTY

SIC CODE		NO. TAX RETURNS	TOTAL REPORTED GROSS RECEIPTS	TAXABLE GROSS RECEIPTS	REPORTED TAX DUE
7300	MISCELLANEOUS BUSINESS SERVICES	5	23,370	21,836	1,228.25
7600	MISCELLANEOUS REPAIR SERVICES	6	26,755	12,640	711.03
7900	AMUSEMENT AND RECREATION SERVICES	4	369,790	369,790	20,800.70
8900	MISCELLANEOUS SERVICES	35	2,880,805	2,846,652	160,124.20
8910	ENGINEERING AND ARCHITECTURAL SERVICES				
SERV	TOT. SERVICES	57	3,355,476	3,305,674	185,944.19
9393	LOCAL GOVERNMENT - MUNICIPALITIES	7	15,946	15,946	896.97
GOVT	TOT. GOVERNMENT	7	15,946	15,946	896.97
TOT-	TOTAL FOR ALL INDUSTRIES IN THIS LOCATION	166	5,761,464	5,387,037	302,988.50
TEL-	INTERSTATE TELECOMMUNICATIONS	4	33,215	33,215	1,411.64

* MONTHLY *

ANALYSIS OF GROSS RECEIPTS TAX BY STANDARD INDUSTRIAL CLASSIFICATION

* EDITED *

BUSINESS ACTIVITY REPORTED IN OCTOBER, 1999

LOCATION : 05-103

CLOVIS

SIC CODE		NO. TAX RETURNS	TOTAL REPORTED GROSS RECEIPTS	TAXABLE GROSS RECEIPTS	REPORTED TAX DUE
0100	AGRICULTURAL PRODUCTION				
0700	AGRICULTURAL SERVICES				
AGRI	TOT. AGRICULTURE				
1400	NONMETALLIC MINERALS, EXCEPT FUELS AND POTASH				
MINE	TOT. MINING				
1500	GENERAL BUILDING CONTRACTORS				
1620	NON-BUILDING HEAVY CONTRACTORS, EXCEPT HIGHWAY				
1700	SPECIAL TRADE CONTRACTORS	81	1,936,388	940,222	58,176.21
CONS	TOT. CONTRACT CONSTRUCTION	149	4,812,474	3,170,370	196,136.26
2000	FOOD AND KINDRED PRODUCTS, EXCEPT MEAT PRODUCTS	4	74,215	1,976	122.24
2300	APPAREL AND TEXTILE MILL PRODUCTS				
2400	LUMBER, WOOD AND PAPER PRODUCTS				
2700	PRINTING AND PUBLISHING				
3200	STONE, CLAY, GLASS, AND CONCRETE PRODUCTS				
3400	PRIMARY METAL INDUST., FABRICATED METAL PRODUCTS				
3500	MACHINERY, EXCEPT ELECTRICAL				
3600	ELECTRICAL MACHINERY, EQUIPMENT AND SUPPLIES				
3700	TRANSPORTATION EQUIPMENT				
3900	MISCELLANEOUS MANUFACTURING	16	771,785	39,135	2,421.50
MFG-	TOT. MANUFACTURING	34	1,329,593	189,579	11,730.19
4100	LOCAL AND HIGHWAY PASSENGER TRANSPORTATION	3	151,916	147,416	9,121.35
4200	MOTOR FREIGHT TRANS., WAREHOUSING, TRANS. SERVICES	8	103,315	16,242	1,005.00
4810	TELEPHONE AND TELEGRAPH COMMUNICATIONS	18	709,044	708,970	43,866.30
4830	RADIO AND TELEVISION BROADCASTING	4	53,094	35,303	2,184.38
4900	ELECTRIC WATER AND SANITARY SERVICE UTILITIES				
4920	GAS UTILITIES				
TCU-	TOT. TRANSPORTATION, COMMUNICATIONS AND UTILITIES	36	3,114,040	2,863,926	177,204.18
5010	MOTOR VEHICLES AND AUTOMOTIVE EQUIPMENT	13	912,748	47,418	2,934.00
5020	DRUGS, CHEMICALS AND ALLIED PRODUCTS				
5040	GROCERIES AND RELATED PRODUCTS	6	199,250	27,880	1,725.05
5080	ELECTRICAL GOODS AND HOUSEHOLD APPLIANCES				
5070	HARDWARE, PLUMBING AND HEATING EQUIP. AND SUPPLIES	3	102,396	19,154	1,185.15
5080	MACHINERY, EQUIPMENT AND SUPPLIES	6	94,210	74,412	4,604.24
5090	MISCELLANEOUS WHOLESALERS	51	1,125,761	392,888	24,309.97
5092	PETROLEUM AND PETROLEUM PRODUCTS	6	507,511	493,806	30,554.24
WHSL	TOT. WHOLESALE TRADE	89	3,379,213	1,188,812	73,557.80
5200	BUILDING MATERIALS	11	2,643,416	919,474	56,892.49
5251	HARDWARE STORES	4	213,883	162,154	10,033.27

* MONTHLY *

ANALYSIS OF GROSS RECEIPTS TAX BY STANDARD INDUSTRIAL CLASSIFICATION

* EDITED *

BUSINESS ACTIVITY REPORTED IN OCTOBER, 1999

LOCATION : 05-103

CLOVIS

SIC CODE		NO. TAX RETURNS	TOTAL REPORTED GROSS RECEIPTS	TAXABLE GROSS RECEIPTS	REPORTED TAX DUE
5300	GENERAL MERCHANDISE, EXCEPT DEPARTMENT STORES	15	969,294	639,853	39,590.92
5310	DEPARTMENT STORES				
5400	RETAIL FOOD STORES	24	3,682,329	3,259,661	201,691.50
5510	MOTOR VEHICLE DEALERS	13	1,178,084	588,395	36,406.93
5540	GASOLINE SERVICE STATIONS	8	128,613	75,555	4,674.96
5592	MOBILE HOME DEALERS				
5599	MISCELLANEOUS VEHICLE AND AUTO ACCESSORY DEALERS	12	411,476	310,796	19,230.50
5600	APPAREL AND ACCESSORY STORES	18	652,621	648,682	40,137.23
5700	FURNITURE, HOME FURNISHINGS AND APPLIANCE STORES	16	503,047	392,483	24,284.86
5800	EATING AND DRINKING PLACES	61	2,958,538	2,933,848	181,512.79
5813	LIQUOR DISPENSERS - BY THE DRINK	12	455,754	441,859	27,340.01
5910	DRUG AND PROPRIETARY STORES	5	1,006,186	357,710	22,133.31
5990	MISCELLANEOUS RETAILERS	236	9,841,698	7,966,560	492,166.10
RETL	TOT. RETAIL TRADE	440	26,949,449	20,874,750	1,290,841.30
6000	BANKS	9	335,242	329,747	20,403.14
6100	CREDIT AGENCIES, EXCEPT BANKS AND S-AND-L ASSOC.				
6120	SAVINGS AND LOAN ASSOCIATIONS	3	51,939	35,452	2,193.59
6200	SECUR. AND COMDTY. BROKERS, DELRS., EXCHGS., SERV.				
6300	INSURANCE AGENTS, CARRIERS, BROKERS AND SERVICES	8	100,327	95,205	5,890.83
6510	REAL EST. OPER-LESR-AGT., ETC., AND TITLE ABSTRACT	22	306,338	268,651	16,622.76
6700	HOLDING AND OTHER INVESTMENT COMPANIES				
FIRE	TOT. FINANCE, INSURANCE AND REAL ESTATE	48	875,168	810,378	50,142.12
7000	HOTELS, MOTELS, TRAILER PARKS AND OTHER LODGING	12	388,307	352,968	21,839.90
7200	PERSONAL SERVICES	83	556,554	551,535	34,125.44
7300	MISCELLANEOUS BUSINESS SERVICES	62	1,073,583	986,365	61,031.30
7500	AUTOMOBILE RENTAL, REPAIR AND OTHER SERVICES	64	1,185,067	982,364	60,783.81
7600	MISCELLANEOUS REPAIR SERVICES	17	170,059	116,919	7,234.33
7800	MOTION PICTURE THEATERS AND PRODUCTION				
7900	AMUSEMENT AND RECREATION SERVICES	17	143,436	140,609	8,700.18
8010	PHYSICIANS, DENTISTS AND OTHERS	66	1,976,656	1,774,016	109,767.26
8060	HOSPITALS AND OTHER HEALTH SERVICES	14	444,512	402,633	24,912.89
8100	LEGAL SERVICES	20	369,810	368,807	22,819.92
8200	EDUCATIONAL SERVICES	3	17,639	17,639	1,091.38
8600	NONPROFIT MEMBERSHIP ORGANIZATIONS				
8900	MISCELLANEOUS SERVICES	228	2,268,229	1,948,723	120,574.91
8910	ENGINEERING AND ARCHITECTURAL SERVICES				
SERV	TOT. SERVICES	591	8,704,336	7,753,060	479,717.48
9999	NONCLASSIFIABLE ESTABLISHMENTS - (SERVICES)				

* MONTHLY *

* EDITED *

ANALYSIS OF GROSS RECEIPTS TAX BY STANDARD INDUSTRIAL CLASSIFICATION

BUSINESS ACTIVITY REPORTED IN OCTOBER, 1999

LOCATION : 05-103

CLOVIS

SIC CODE		NO. TAX RETURNS	TOTAL REPORTED GROSS RECEIPTS	TAXABLE GROSS RECEIPTS	REPORTED TAX DUE
TOT-	TOTAL FOR ALL INDUSTRIES IN THIS LOCATION	1,395	50,010,127	37,155,995	2,298,208.68
TEL-	INTERSTATE TELECOMMUNICATIONS	18	225,290	225,251	9,573.15

* MONTHLY *
* EDITED *

ANALYSIS OF GROSS RECEIPTS TAX BY STANDARD INDUSTRIAL CLASSIFICATION

BUSINESS ACTIVITY REPORTED IN OCTOBER, 1999

LOCATION : 05-154 CLOVIS AIRPORT

SIC CODE		NO. TAX RETURNS	TOTAL REPORTED GROSS RECEIPTS	TAXABLE GROSS RECEIPTS	REPORTED TAX DUE
1500	GENERAL BUILDING CONTRACTORS				
1700	SPECIAL TRADE CONTRACTORS				
CONS	TOT. CONTRACT CONSTRUCTION	6	46,744	46,700	2,510.12
3900	MISCELLANEOUS MANUFACTURING				
MFG-	TOT. MANUFACTURING				
4810	TELEPHONE AND TELEGRAPH COMMUNICATIONS				
TCU-	TOT. TRANSPORTATION, COMMUNICATIONS AND UTILITIES				
5990	MISCELLANEOUS RETAILERS				
RETL	TOT. RETAIL TRADE				
7600	MISCELLANEOUS REPAIR SERVICES				
8900	MISCELLANEOUS SERVICES				
SERV	TOT. SERVICES	5	33,775	33,327	1,791.35
TOT-	TOTAL FOR ALL INDUSTRIES IN THIS LOCATION	15	81,864	81,365	4,373.39

* MONTHLY *
* EDITED *

ANALYSIS OF GROSS RECEIPTS TAX BY STANDARD INDUSTRIAL CLASSIFICATION

BUSINESS ACTIVITY REPORTED IN OCTOBER, 1999

LOCATION : 05-203

GRADY

SIC CODE		NO. TAX RETURNS	TOTAL REPORTED GROSS RECEIPTS	TAXABLE GROSS RECEIPTS	REPORTED TAX DUE
4100	LOCAL AND HIGHWAY PASSENGER TRANSPORTATION				
4810	TELEPHONE AND TELEGRAPH COMMUNICATIONS				
TCU-	TOT. TRANSPORTATION, COMMUNICATIONS AND UTILITIES				
5090	MISCELLANEOUS WHOLESALERS				
WHSL	TOT. WHOLESALE TRADE				
5300	GENERAL MERCHANDISE, EXCEPT DEPARTMENT STORES				
5540	GASOLINE SERVICE STATIONS				
5990	MISCELLANEOUS RETAILERS	5	1,340	1,097	55.16
RETL	TOT. RETAIL TRADE	9	3,052	2,809	152.55
7300	MISCELLANEOUS BUSINESS SERVICES				
SERV	TOT. SERVICES				
TOT-	TOTAL FOR ALL INDUSTRIES IN THIS LOCATION	14	18,367	17,788	1,004.44

* MONTHLY *

ANALYSIS OF GROSS RECEIPTS TAX BY STANDARD INDUSTRIAL CLASSIFICATION

* EDITED *

BUSINESS ACTIVITY REPORTED IN OCTOBER, 1999

LOCATION : 05-302

TEXICO

SIC CODE		NO. TAX RETURNS	TOTAL REPORTED GROSS RECEIPTS	TAXABLE GROSS RECEIPTS	REPORTED TAX DUE
1500	GENERAL BUILDING CONTRACTORS				
1700	SPECIAL TRADE CONTRACTORS				
CONS	TOT. CONTRACT CONSTRUCTION	3	8,798	8,798	533.37
3800	ELECTRICAL MACHINERY, EQUIPMENT AND SUPPLIES				
MFG-	TOT. MANUFACTURING				
4100	LOCAL AND HIGHWAY PASSENGER TRANSPORTATION				
4810	TELEPHONE AND TELEGRAPH COMMUNICATIONS	5	862	862	51.28
4900	ELECTRIC WATER AND SANITARY SERVICE UTILITIES				
4920	GAS UTILITIES				
TCU-	TOT. TRANSPORTATION, COMMUNICATIONS AND UTILITIES	10	72,339	70,145	4,251.55
5020	DRUGS, CHEMICALS AND ALLIED PRODUCTS				
5090	MISCELLANEOUS WHOLESALERS				
WHSL	TOT. WHOLESALE TRADE	9	6,318	5,389	326.73
5300	GENERAL MERCHANDISE, EXCEPT DEPARTMENT STORES	5	18,046	18,046	1,094.06
5400	RETAIL FOOD STORES				
5600	APPAREL AND ACCESSORY STORES				
5800	EATING AND DRINKING PLACES				
5990	MISCELLANEOUS RETAILERS	11	13,226	4,285	227.30
RETL	TOT. RETAIL TRADE	21	121,491	110,964	6,694.70
6000	BANKS				
FIRE	TOT. FINANCE, INSURANCE AND REAL ESTATE				
7000	HOTELS, MOTELS, TRAILER PARKS AND OTHER LODGING				
7200	PERSONAL SERVICES				
7300	MISCELLANEOUS BUSINESS SERVICES	3	6,321	6,200	375.87
7500	AUTOMOBILE RENTAL, REPAIR AND OTHER SERVICES				
7600	MISCELLANEOUS REPAIR SERVICES				
8900	MISCELLANEOUS SERVICES	13	54,171	52,783	3,199.96
SERV	TOT. SERVICES	20	99,471	97,557	5,914.40
TOT-	TOTAL FOR ALL INDUSTRIES IN THIS LOCATION	66	315,943	300,315	18,173.17
TEL-	INTERSTATE TELECOMMUNICATIONS	2	7,065	7,065	300.29

TAXATION AND REVENUE DEPARTMENT
STATE OF NEW MEXICO
COMBINED REVENUE SYSTEMPAGE 142
RUN DATE: 11/09/99
RUN NUMBER: 499.00* MONTHLY *
* EDITED *

ANALYSIS OF GROSS RECEIPTS TAX BY STANDARD INDUSTRIAL CLASSIFICATION

BUSINESS ACTIVITY REPORTED IN OCTOBER, 1999

LOCATION : 05-402

MELROSE

SIC CODE		NO. TAX RETURNS	TOTAL REPORTED GROSS RECEIPTS	TAXABLE GROSS RECEIPTS	REPORTED TAX DUE
1500	GENERAL BUILDING CONTRACTORS	3	21,796	21,796	1,280.48
1700	SPECIAL TRADE CONTRACTORS	4	16,084	9,513	558.91
CONS	TOT. CONTRACT CONSTRUCTION	7	37,879	31,309	1,839.39
3600	ELECTRICAL MACHINERY, EQUIPMENT AND SUPPLIES				
3900	MISCELLANEOUS MANUFACTURING				
MFG-	TOT. MANUFACTURING				
4100	LOCAL AND HIGHWAY PASSENGER TRANSPORTATION				
4810	TELEPHONE AND TELEGRAPH COMMUNICATIONS	6	498	498	28.68
4920	GAS UTILITIES				
TCU-	TOT. TRANSPORTATION, COMMUNICATIONS AND UTILITIES	9	25,322	24,863	1,460.10
5090	MISCELLANEOUS WHOLESALERS				
WHSL	TOT. WHOLESALE TRADE				
5300	GENERAL MERCHANDISE, EXCEPT DEPARTMENT STORES	4	2,944	2,944	172.96
5400	RETAIL FOOD STORES	3	42,605	42,605	2,503.04
5540	GASOLINE SERVICE STATIONS				
5599	MISCELLANEOUS VEHICLE AND AUTO ACCESSORY DEALERS				
5600	APPAREL AND ACCESSORY STORES				
5800	EATING AND DRINKING PLACES				
5990	MISCELLANEOUS RETAILERS	12	9,251	8,824	480.75
RETL	TOT. RETAIL TRADE	24	110,054	109,628	6,402.95
7200	PERSONAL SERVICES				
7300	MISCELLANEOUS BUSINESS SERVICES	6	124,782	122,758	7,212.01
7600	MISCELLANEOUS REPAIR SERVICES				
8060	HOSPITALS AND OTHER HEALTH SERVICES				
8900	MISCELLANEOUS SERVICES	5	6,906	6,906	405.75
SERV	TOT. SERVICES	16	163,200	160,934	9,454.88
TOT-	TOTAL FOR ALL INDUSTRIES IN THIS LOCATION	61	336,967	327,149	19,181.76
TEL-	INTERSTATE TELECOMMUNICATIONS	2	953	952	40.47

* MONTHLY *

ANALYSIS OF GROSS RECEIPTS TAX BY STANDARD INDUSTRIAL CLASSIFICATION

* EDITED *

BUSINESS ACTIVITY REPORTED IN OCTOBER, 1999

LOCATION : 05-005 RMDR CURRY CNTY

SIC CODE		NO. TAX RETURNS	TOTAL REPORTED GROSS RECEIPTS	TAXABLE GROSS RECEIPTS	REPORTED TAX DUE
0700	AGRICULTURAL SERVICES				
AGRI	TOT. AGRICULTURE				
1381	OIL AND GAS WELL DRILLING				
1389	OIL AND GAS FIELD SERVICES, EXCEPT DRILLING				
MINE	TOT. MINING				
1500	GENERAL BUILDING CONTRACTORS	22	2,047,441	2,003,576	107,692.20
1700	SPECIAL TRADE CONTRACTORS	13	307,199	212,629	11,428.83
CONS	TOT. CONTRACT CONSTRUCTION	35	2,354,640	2,216,205	119,121.03
3500	MACHINERY, EXCEPT ELECTRICAL				
3600	ELECTRICAL MACHINERY, EQUIPMENT AND SUPPLIES				
3900	MISCELLANEOUS MANUFACTURING	5	36,168	16,214	871.48
MFG-	TOT. MANUFACTURING	8	59,402	29,756	1,599.38
4200	MOTOR FREIGHT TRANS., WAREHOUSING, TRANS. SERVICES				
4810	TELEPHONE AND TELEGRAPH COMMUNICATIONS	11	621,748	610,616	32,811.23
4900	ELECTRIC WATER AND SANITARY SERVICE UTILITIES				
4920	GAS UTILITIES	3	96,324	45,238	2,431.54
TCU-	TOT. TRANSPORTATION, COMMUNICATIONS AND UTILITIES	19	986,473	903,310	48,543.52
5060	ELECTRICAL GOODS AND HOUSEHOLD APPLIANCES				
5070	HARDWARE, PLUMBING AND HEATING EQUIP. AND SUPPLIES				
5080	MACHINERY, EQUIPMENT AND SUPPLIES				
5090	MISCELLANEOUS WHOLESALE	18	1,686,150	33,713	1,812.09
5092	PETROLEUM AND PETROLEUM PRODUCTS				
WHSL	TOT. WHOLESALE TRADE	24	1,727,090	61,097	3,283.97
5200	BUILDING MATERIALS				
5252	FARM EQUIPMENT DEALERS	7	1,466,711	449,295	24,149.63
5300	GENERAL MERCHANDISE, EXCEPT DEPARTMENT STORES				
5310	DEPARTMENT STORES				
5400	RETAIL FOOD STORES	3	43,007	43,007	2,311.62
5510	MOTOR VEHICLE DEALERS				
5599	MISCELLANEOUS VEHICLE AND AUTO ACCESSORY DEALERS				
5600	APPAREL AND ACCESSORY STORES				
5800	EATING AND DRINKING PLACES				
5990	MISCELLANEOUS RETAILERS	27	299,345	103,059	5,535.49
RETL	TOT. RETAIL TRADE	47	1,904,596	688,750	37,016.35
6300	INSURANCE AGENTS, CARRIERS, BROKERS AND SERVICES				
6510	REAL EST. OPER-LESR-AGT., ETC., AND TITLE ABSTRACT				
6550	REAL ESTATE SUBDIVIDERS AND DEVELOPERS				

* MONTHLY *
* EDITED *

ANALYSIS OF GROSS RECEIPTS TAX BY STANDARD INDUSTRIAL CLASSIFICATION

BUSINESS ACTIVITY REPORTED IN OCTOBER, 1999

LOCATION : 05-005 RMDR CURRY CNTY

SIC CODE		NO. TAX RETURNS	TOTAL REPORTED GROSS RECEIPTS	TAXABLE GROSS RECEIPTS	REPORTED TAX DUE
FIRE	TOT. FINANCE, INSURANCE AND REAL ESTATE	7	30,959	28,449	1,529.15
7000	HOTELS, MOTELS, TRAILER PARKS AND OTHER LODGING				
7200	PERSONAL SERVICES	9	84,387	84,387	4,535.83
7300	MISCELLANEOUS BUSINESS SERVICES	7	663,097	661,501	35,555.71
7500	AUTOMOBILE RENTAL, REPAIR AND OTHER SERVICES	5	119,298	86,011	4,623.09
7600	MISCELLANEOUS REPAIR SERVICES	14	77,637	74,102	3,982.97
7900	AMUSEMENT AND RECREATION SERVICES				
8200	EDUCATIONAL SERVICES				
8900	MISCELLANEOUS SERVICES	45	198,500	191,200	10,277.02
8910	ENGINEERING AND ARCHITECTURAL SERVICES				
SERV	TOT. SERVICES	85	1,175,370	1,129,651	60,718.77
TOT-	TOTAL FOR ALL INDUSTRIES IN THIS LOCATION	231	9,887,872	5,082,982	273,197.04
TEL-	INTERSTATE TELECOMMUNICATIONS	6	68,184	68,155	2,896.59

* MONTHLY *

ANALYSIS OF GROSS RECEIPTS TAX BY STANDARD INDUSTRIAL CLASSIFICATION

* EDITED *

BUSINESS ACTIVITY REPORTED IN OCTOBER, 1999

LOCATION : 27-104 FORT SUMNER

SIC CODE		NO. TAX RETURNS	TOTAL REPORTED GROSS RECEIPTS	TAXABLE GROSS RECEIPTS	REPORTED TAX DUE
1500	GENERAL BUILDING CONTRACTORS	5	199,396	199,396	12,337.60
1700	SPECIAL TRADE CONTRACTORS	5	38,525	14,006	866.59
CONS	TOT. CONTRACT CONSTRUCTION	10	237,921	213,401	13,204.19
3600	ELECTRICAL MACHINERY, EQUIPMENT AND SUPPLIES				
3900	MISCELLANEOUS MANUFACTURING				
MFG-	TOT. MANUFACTURING				
4100	LOCAL AND HIGHWAY PASSENGER TRANSPORTATION				
4200	MOTOR FREIGHT TRANS., WAREHOUSING, TRANS. SERVICES				
4810	TELEPHONE AND TELEGRAPH COMMUNICATIONS	7	46,489	17,693	1,090.35
4920	GAS UTILITIES				
TCU-	TOT. TRANSPORTATION, COMMUNICATIONS AND UTILITIES	12	78,395	34,330	2,119.79
5040	GROCERIES AND RELATED PRODUCTS				
5090	MISCELLANEOUS WHOLESALERS	5	1,120	645	39.89
5092	PETROLEUM AND PETROLEUM PRODUCTS				
WHSL	TOT. WHOLESALE TRADE	8	57,446	56,970	3,525.04
5200	BUILDING MATERIALS				
5300	GENERAL MERCHANDISE, EXCEPT DEPARTMENT STORES	4	3,246	3,246	200.86
5400	RETAIL FOOD STORES	4	260,580	225,758	13,968.76
5540	GASOLINE SERVICE STATIONS	3	157,407	46,738	2,891.89
5800	EATING AND DRINKING PLACES	5	22,332	22,332	1,381.80
5813	LIQUOR DISPENSERS - BY THE DRINK				
5910	DRUG AND PROPRIETARY STORES				
5990	MISCELLANEOUS RETAILERS	27	216,203	101,767	6,240.10
RETL	TOT. RETAIL TRADE	47	825,685	514,913	31,803.52
6000	BANKS				
6510	REAL EST. OPER-LESR-AGT., ETC., AND TITLE ABSTRACT				
FIRE	TOT. FINANCE, INSURANCE AND REAL ESTATE				
7000	HOTELS, MOTELS, TRAILER PARKS AND OTHER LODGING				
7200	PERSONAL SERVICES	4	14,319	14,319	885.99
7300	MISCELLANEOUS BUSINESS SERVICES	5	19,879	18,676	1,155.60
7500	AUTOMOBILE RENTAL, REPAIR AND OTHER SERVICES	4	25,983	23,621	1,461.55
7900	AMUSEMENT AND RECREATION SERVICES				
8060	HOSPITALS AND OTHER HEALTH SERVICES				
8600	NONPROFIT MEMBERSHIP ORGANIZATIONS				
8900	MISCELLANEOUS SERVICES	23	44,460	44,099	2,728.64
SERV	TOT. SERVICES	41	173,164	169,235	10,471.40

* MONTHLY *
* EDITED *

ANALYSIS OF GROSS RECEIPTS TAX BY STANDARD INDUSTRIAL CLASSIFICATION

BUSINESS ACTIVITY REPORTED IN OCTOBER, 1999

LOCATION : 27-104 FORT SUMNER

SIC CODE		NO. TAX RETURNS	TOTAL REPORTED GROSS RECEIPTS	TAXABLE GROSS RECEIPTS	REPORTED TAX DUE
9100 GOVT	FEDERAL GOVERNMENT - ALL OTHER TOT. GOVERNMENT				
TOT-	TOTAL FOR ALL INDUSTRIES IN THIS LOCATION	123	1,381,166	997,371	61,651.14
TEL-	INTERSTATE TELECOMMUNICATIONS	8	283	278	11.82

STATE OF NEW MEXICO
COMBINED REVENUE SYSTEMRUN DATE: 11/09/99
RUN NUMBER: 499.00* MONTHLY *
* EDITED *

ANALYSIS OF GROSS RECEIPTS TAX BY STANDARD INDUSTRIAL CLASSIFICATION

BUSINESS ACTIVITY REPORTED IN OCTOBER, 1999

LOCATION : 27-027 RMDR DE BACA CNTY

SIC CODE		NO. TAX RETURNS	TOTAL REPORTED GROSS RECEIPTS	TAXABLE GROSS RECEIPTS	REPORTED TAX DUE
0100	AGRICULTURAL PRODUCTION				
AGRI	TOT. AGRICULTURE				
1389	OIL AND GAS FIELD SERVICES, EXCEPT DRILLING				
1400	NONMETALLIC MINERALS, EXCEPT FUELS AND POTASH				
MINE	TOT. MINING				
1500	GENERAL BUILDING CONTRACTORS	3	207,709	207,552	11,674.78
1700	SPECIAL TRADE CONTRACTORS	3	7,579	7,579	426.32
CONS	TOT. CONTRACT CONSTRUCTION	6	215,288	215,131	12,101.10
4200	MOTOR FREIGHT TRANS., WAREHOUSING, TRANS. SERVICES				
4810	TELEPHONE AND TELEGRAPH COMMUNICATIONS	5	31,126	10,992	615.56
4920	GAS UTILITIES				
TCU-	TOT. TRANSPORTATION, COMMUNICATIONS AND UTILITIES	8	55,041	34,879	1,959.17
5060	ELECTRICAL GOODS AND HOUSEHOLD APPLIANCES				
5090	MISCELLANEOUS WHOLESALERS				
WHSL	TOT. WHOLESALE TRADE	3	476	357	20.07
5200	BUILDING MATERIALS				
5300	GENERAL MERCHANDISE, EXCEPT DEPARTMENT STORES				
5310	DEPARTMENT STORES				
5813	LIQUOR DISPENSERS - BY THE DRINK				
5990	MISCELLANEOUS RETAILERS	11	42,018	41,295	2,320.58
RETL	TOT. RETAIL TRADE	16	80,678	66,954	3,763.89
6510	REAL EST. OPER-LESR-AGT., ETC., AND TITLE ABSTRACT				
FIRE	TOT. FINANCE, INSURANCE AND REAL ESTATE				
7300	MISCELLANEOUS BUSINESS SERVICES				
7500	AUTOMOBILE RENTAL, REPAIR AND OTHER SERVICES				
7600	MISCELLANEOUS REPAIR SERVICES	4	10,209	10,209	574.27
8900	MISCELLANEOUS SERVICES	5	72,368	72,368	4,070.70
SERV	TOT. SERVICES	12	109,294	108,417	6,098.42
TOT-	TOTAL FOR ALL INDUSTRIES IN THIS LOCATION	51	758,443	457,383	25,722.77
TEL-	INTERSTATE TELECOMMUNICATIONS	2	558	558	23.73

* MONTHLY *

ANALYSIS OF GROSS RECEIPTS TAX BY STANDARD INDUSTRIAL CLASSIFICATION

* EDITED *

BUSINESS ACTIVITY REPORTED IN OCTOBER, 1999

LOCATION : 07-105

LAS CRUCES

SIC CODE		NO. TAX RETURNS	TOTAL REPORTED GROSS RECEIPTS	TAXABLE GROSS RECEIPTS	REPORTED TAX DUE
0100	AGRICULTURAL PRODUCTION				
0700	AGRICULTURAL SERVICES				
AGRI	TOT. AGRICULTURE				
1381	OIL AND GAS WELL DRILLING				
MINE	TOT. MINING				
1500	GENERAL BUILDING CONTRACTORS	194	15,740,185	12,532,548	798,949.97
1610	HIGHWAY CONTRACTORS	4	1,184,409	992,926	63,299.03
1620	NON-BUILDING HEAVY CONTRACTORS, EXCEPT HIGHWAY	4	566,870	474,161	30,227.78
1700	SPECIAL TRADE CONTRACTORS	189	6,855,939	1,756,264	111,961.87
CONS	TOT. CONTRACT CONSTRUCTION	391	24,347,403	15,755,900	1,004,438.65
2000	FOOD AND KINDRED PRODUCTS, EXCEPT MEAT PRODUCTS	11	1,961,095	522,648	33,318.81
2300	APPAREL AND TEXTILE MILL PRODUCTS	12	7,400	7,400	471.74
2400	LUMBER, WOOD AND PAPER PRODUCTS	9	1,349,587	199,003	12,686.45
2700	PRINTING AND PUBLISHING	11	1,223,505	787,960	50,232.46
2900	PETROLEUM REFINING AND RELATED INDUSTRIES				
3200	STONE, CLAY, GLASS, AND CONCRETE PRODUCTS	5	431,902	138,963	8,858.90
3400	PRIMARY METAL INDUST., FABRICATED METAL PRODUCTS	6	305,189	84,420	5,381.78
3500	MACHINERY, EXCEPT ELECTRICAL	9	75,178	4,318	275.29
3600	ELECTRICAL MACHINERY, EQUIPMENT AND SUPPLIES	4	1,251,768	1,157,408	73,784.78
3670	ELECTRONIC COMPONENTS AND ACCESSORIES				
3700	TRANSPORTATION EQUIPMENT				
3900	MISCELLANEOUS MANUFACTURING	29	3,192,388	306,412	19,533.75
MFG-	TOT. MANUFACTURING	100	9,910,331	3,224,802	205,581.11
4000	RAILROAD TRANSPORTATION				
4100	LOCAL AND HIGHWAY PASSENGER TRANSPORTATION	4	553,156	508,721	32,421.82
4200	MOTOR FREIGHT TRANS., WAREHOUSING, TRANS. SERVICES	19	665,201	100,760	6,423.46
4500	AIR TRANSPORTATION				
4810	TELEPHONE AND TELEGRAPH COMMUNICATIONS	25	1,872,110	1,865,335	118,886.40
4830	RADIO AND TELEVISION BROADCASTING	5	901,820	816,846	52,073.95
4900	ELECTRIC WATER AND SANITARY SERVICE UTILITIES	30	4,505,725	3,897,652	248,475.36
4920	GAS UTILITIES				
TCU-	TOT. TRANSPORTATION, COMMUNICATIONS AND UTILITIES	87	8,658,439	7,314,516	466,262.55
5010	MOTOR VEHICLES AND AUTOMOTIVE EQUIPMENT				
5020	DRUGS, CHEMICALS AND ALLIED PRODUCTS				
5040	GROCERIES AND RELATED PRODUCTS	10	1,563,687	78,874	5,028.24
5060	ELECTRICAL GOODS AND HOUSEHOLD APPLIANCES	5	662,662	96,326	6,140.81
5070	HARDWARE, PLUMBING AND HEATING EQUIP. AND SUPPLIES	9	1,218,626	124,915	7,963.35
5080	MACHINERY, EQUIPMENT AND SUPPLIES	12	1,070,825	232,567	14,826.16
5090	MISCELLANEOUS WHOLESALERS	67	2,252,969	423,388	26,990.99

STATE OF NEW MEXICO

RUN DATE: 11/09/99

COMBINED REVENUE SYSTEM

RUN NUMBER: 499.00

* MONTHLY *
* EDITED *

ANALYSIS OF GROSS RECEIPTS TAX BY STANDARD INDUSTRIAL CLASSIFICATION

BUSINESS ACTIVITY REPORTED IN OCTOBER, 1999

LOCATION : 07-105

LAS CRUCES

SIC CODE		NO. TAX RETURNS	TOTAL REPORTED GROSS RECEIPTS	TAXABLE GROSS RECEIPTS	REPORTED TAX DUE
5092	PETROLEUM AND PETROLEUM PRODUCTS	6	1,291,762	307,264	19,588.07
WHSL	TOT. WHOLESALE TRADE	115	8,130,009	1,281,276	81,681.37
5200	BUILDING MATERIALS	16	2,992,104	931,389	59,376.10
5251	HARDWARE STORES	18	1,255,769	859,566	54,797.36
5252	FARM EQUIPMENT DEALERS				
5300	GENERAL MERCHANDISE, EXCEPT DEPARTMENT STORES	22	908,357	744,725	47,476.20
5310	DEPARTMENT STORES				
5400	RETAIL FOOD STORES	33	11,915,388	10,285,516	655,701.64
5510	MOTOR VEHICLE DEALERS	20	6,342,536	1,575,028	100,408.02
5540	GASOLINE SERVICE STATIONS	20	2,184,992	757,942	48,318.85
5592	MOBILE HOME DEALERS	13	2,529,876	2,009,020	128,075.04
5599	MISCELLANEOUS VEHICLE AND AUTO ACCESSORY DEALERS	23	2,524,673	1,863,762	118,814.84
5800	APPAREL AND ACCESSORY STORES	41	1,621,379	1,507,764	96,119.98
5700	FURNITURE, HOME FURNISHINGS AND APPLIANCE STORES	34	2,284,002	1,968,770	125,509.09
5800	EATING AND DRINKING PLACES	156	6,925,858	6,827,973	435,283.29
5813	LIQUOR DISPENSERS - BY THE DRINK	6	70,798	70,798	4,513.41
5910	DRUG AND PROPRIETARY STORES	5	8,611,424	1,011,297	64,470.17
5920	PACKAGE LIQUOR STORES	16	1,863,844	1,843,320	117,511.64
5990	MISCELLANEOUS RETAILERS	414	26,952,962	21,441,770	1,365,274.05
RETL	TOT. RETAIL TRADE	844	67,488,388	59,036,541	3,761,940.75
6000	BANKS	10	1,016,652	722,744	46,074.92
6100	CREDIT AGENCIES, EXCEPT BANKS AND S-AND-L ASSOC.	5	66,022	66,022	4,208.93
6120	SAVINGS AND LOAN ASSOCIATIONS	6	730,637	62,471	3,982.50
6200	SECUTY. AND COMDTY. BROKERS, DELRS., EXCGS., SERV.	9	71,558	71,558	4,561.83
6300	INSURANCE AGENTS, CARRIERS, BROKERS AND SERVICES	10	110,790	110,790	7,062.88
6510	REAL EST. OPER-LESR-AGT., ETC., AND TITLE ABSTRACT	50	1,095,480	743,279	47,384.05
6550	REAL ESTATE SUBDIVIDERS AND DEVELOPERS	5	284,841	284,841	18,158.59
6700	HOLDING AND OTHER INVESTMENT COMPANIES	4	93,026	93,026	5,930.38
FIRE	TOT. FINANCE, INSURANCE AND REAL ESTATE	99	3,469,006	2,154,731	137,364.08
7000	HOTELS, MOTELS, TRAILER PARKS AND OTHER LODGING	48	2,130,527	1,896,950	120,930.55
7200	PERSONAL SERVICES	226	3,353,781	3,132,413	199,691.42
7300	MISCELLANEOUS BUSINESS SERVICES	280	5,541,197	3,801,755	242,361.89
7391	COMMERCIAL RESEARCH AND DEVELOPMENT LABORATORIES	6	614,178	300,489	19,156.15
7500	AUTOMOBILE RENTAL, REPAIR AND OTHER SERVICES	125	2,381,546	1,837,259	117,125.27
7600	MISCELLANEOUS REPAIR SERVICES	44	478,724	250,524	15,970.85
7800	MOTION PICTURE THEATERS AND PRODUCTION	6	319,199	313,425	19,980.85
7900	AMUSEMENT AND RECREATION SERVICES	26	128,455	103,547	6,601.10
8010	PHYSICIANS, DENTISTS AND OTHERS	233	8,650,377	7,440,520	474,333.09
8060	HOSPITALS AND OTHER HEALTH SERVICES	60	2,997,615	2,346,332	149,578.66
8100	LEGAL SERVICES	69	1,536,447	1,532,346	97,687.08
8200	EDUCATIONAL SERVICES	40	498,384	497,317	31,704.00

STATE OF NEW MEXICO

RUN DATE: 11/09/99

COMBINED REVENUE SYSTEM

RUN NUMBER: 499.00

* MONTHLY *

ANALYSIS OF GROSS RECEIPTS TAX BY STANDARD INDUSTRIAL CLASSIFICATION

* EDITED *

BUSINESS ACTIVITY REPORTED IN OCTOBER, 1999

LOCATION : 07-105

LAS CRUCES

SIC CODE		NO. TAX RETURNS	TOTAL REPORTED GROSS RECEIPTS	TAXABLE GROSS RECEIPTS	REPORTED TAX DUE
8600	NONPROFIT MEMBERSHIP ORGANIZATIONS	7	37,653	27,624	1,761.06
8900	MISCELLANEOUS SERVICES	389	17,770,730	4,408,028	281,008.13
8910	ENGINEERING AND ARCHITECTURAL SERVICES	35	1,301,613	1,111,266	70,843.18
SERV	TOT. SERVICES	1,594	47,740,426	28,999,793	1,848,733.28
9393	LOCAL GOVERNMENT - MUNICIPALITIES				
GOVT	TOT. GOVERNMENT				
9999	NONCLASSIFIABLE ESTABLISHMENTS - (SERVICES)	35	104,743	90,004	5,737.77
TOT-	TOTAL FOR ALL INDUSTRIES IN THIS LOCATION	3,275	170,543,233	118,424,167	7,547,860.58
TEL-	INTERSTATE TELECOMMUNICATIONS	22	492,511	491,870	20,904.48

* MONTHLY *

ANALYSIS OF GROSS RECEIPTS TAX BY STANDARD INDUSTRIAL CLASSIFICATION

* EDITED *

BUSINESS ACTIVITY REPORTED IN OCTOBER, 1999

LOCATION : 07-204

HATCH

SIC CODE		NO. TAX RETURNS	TOTAL REPORTED GROSS RECEIPTS	TAXABLE GROSS RECEIPTS	REPORTED TAX DUE
1500	GENERAL BUILDING CONTRACTORS	3	141,644	135,075	8,611.06
1700	SPECIAL TRADE CONTRACTORS	6	32,875	246	15.67
CONS	TOT. CONTRACT CONSTRUCTION	9	174,519	135,321	8,626.73
3600	ELECTRICAL MACHINERY, EQUIPMENT AND SUPPLIES				
3700	TRANSPORTATION EQUIPMENT				
MFG-	TOT. MANUFACTURING	3	2,375	2,375	151.38
4200	MOTOR FREIGHT TRANS., WAREHOUSING, TRANS. SERVICES				
4810	TELEPHONE AND TELEGRAPH COMMUNICATIONS	9	32,061	32,029	2,035.79
4830	RADIO AND TELEVISION BROADCASTING				
4900	ELECTRIC WATER AND SANITARY SERVICE UTILITIES				
TCU-	TOT. TRANSPORTATION, COMMUNICATIONS AND UTILITIES	14	156,583	140,472	8,949.00
5070	HARDWARE, PLUMBING AND HEATING EQUIP. AND SUPPLIES				
5080	MACHINERY, EQUIPMENT AND SUPPLIES				
5080	MISCELLANEOUS WHOLESALERS				
5092	PETROLEUM AND PETROLEUM PRODUCTS	4	132,403	92,546	5,899.83
WHSL	TOT. WHOLESALE TRADE	7	133,386	93,513	5,961.46
5300	GENERAL MERCHANDISE, EXCEPT DEPARTMENT STORES	5	10,999	10,999	701.19
5310	DEPARTMENT STORES				
5400	RETAIL FOOD STORES	4	358,606	307,070	19,575.70
5510	MOTOR VEHICLE DEALERS				
5599	MISCELLANEOUS VEHICLE AND AUTO ACCESSORY DEALERS				
5600	APPAREL AND ACCESSORY STORES				
5800	EATING AND DRINKING PLACES	4	107,154	107,154	6,831.08
5813	LIQUOR DISPENSERS - BY THE DRINK				
5920	PACKAGE LIQUOR STORES				
5990	MISCELLANEOUS RETAILERS	18	179,894	137,374	8,704.26
RETL	TOT. RETAIL TRADE	38	985,170	821,725	52,331.63
6000	BANKS				
6510	REAL EST. OPER-LESR-AGT., ETC., AND TITLE ABSTRACT				
FIRE	TOT. FINANCE, INSURANCE AND REAL ESTATE	4	24,286	23,956	1,527.22
7000	HOTELS, MOTELS, TRAILER PARKS AND OTHER LODGING	3	23,982	23,232	1,481.04
7200	PERSONAL SERVICES				
7300	MISCELLANEOUS BUSINESS SERVICES	5	11,955	11,955	762.16
7500	AUTOMOBILE RENTAL, REPAIR AND OTHER SERVICES	3	15,873	15,717	1,001.95
8600	NONPROFIT MEMBERSHIP ORGANIZATIONS				
8900	MISCELLANEOUS SERVICES	22	122,186	121,653	7,755.38

TAXATION AND REVENUE DEPARTMENT
STATE OF NEW MEXICO
COMBINED REVENUE SYSTEM* MONTHLY *
* EDITED *

ANALYSIS OF GROSS RECEIPTS TAX BY STANDARD INDUSTRIAL CLASSIFICATION

BUSINESS ACTIVITY REPORTED IN OCTOBER, 1999

LOCATION : 07-204

HATCH

SIC CODE		NO. TAX RETURNS	TOTAL REPORTED GROSS RECEIPTS	TAXABLE GROSS RECEIPTS	REPORTED TAX DUE
SERV	TOT. SERVICES	36	179,356	177,917	11,342.22
TOT-	TOTAL FOR ALL INDUSTRIES IN THIS LOCATION	111	1,655,675	1,395,278	88,889.64
TEL-	INTERSTATE TELECOMMUNICATIONS	12	14,086	14,065	597.77

* MONTHLY *

ANALYSIS OF GROSS RECEIPTS TAX BY STANDARD INDUSTRIAL CLASSIFICATION

* EDITED *

BUSINESS ACTIVITY REPORTED IN OCTOBER, 1999

LOCATION : 07-303

LA MESILLA

SIC CODE		NO. TAX RETURNS	TOTAL REPORTED GROSS RECEIPTS	TAXABLE GROSS RECEIPTS	REPORTED TAX DUE
1500	GENERAL BUILDING CONTRACTORS	9	89,234	87,834	5,599.40
1700	SPECIAL TRADE CONTRACTORS	4	281,294	1,203	76.67
CONS	TOT. CONTRACT CONSTRUCTION	13	370,528	89,036	5,676.07
2300	APPAREL AND TEXTILE MILL PRODUCTS				
2400	LUMBER, WOOD AND PAPER PRODUCTS				
3400	PRIMARY METAL INDUST., FABRICATED METAL PRODUCTS				
3600	ELECTRICAL MACHINERY, EQUIPMENT AND SUPPLIES				
3900	MISCELLANEOUS MANUFACTURING				
MFG-	TOT. MANUFACTURING	9	100,690	74,040	4,720.08
4200	MOTOR FREIGHT TRANS., WAREHOUSING, TRANS. SERVICES				
4810	TELEPHONE AND TELEGRAPH COMMUNICATIONS	6	30,087	30,087	1,910.74
4830	RADIO AND TELEVISION BROADCASTING				
4900	ELECTRIC WATER AND SANITARY SERVICE UTILITIES	27	123,808	100,961	6,436.25
4920	GAS UTILITIES				
TCU-	TOT. TRANSPORTATION, COMMUNICATIONS AND UTILITIES	37	213,194	168,684	10,746.26
5020	DRUGS, CHEMICALS AND ALLIED PRODUCTS				
5040	GROCERIES AND RELATED PRODUCTS				
5070	HARDWARE, PLUMBING AND HEATING EQUIP. AND SUPPLIES				
5090	MISCELLANEOUS WHOLESALERS				
WHSL	TOT. WHOLESALE TRADE				
5300	GENERAL MERCHANDISE, EXCEPT DEPARTMENT STORES	4	3,056	3,056	194.84
5310	DEPARTMENT STORES				
5400	RETAIL FOOD STORES				
5540	GASOLINE SERVICE STATIONS				
5599	MISCELLANEOUS VEHICLE AND AUTO ACCESSORY DEALERS				
5600	APPAREL AND ACCESSORY STORES	4	38,305	38,305	2,441.95
5700	FURNITURE, HOME FURNISHINGS AND APPLIANCE STORES				
5800	EATING AND DRINKING PLACES	7	535,291	532,332	33,936.16
5813	LIQUOR DISPENSERS - BY THE DRINK				
5990	MISCELLANEOUS RETAILERS	35	277,914	261,588	16,665.46
RETL	TOT. RETAIL TRADE	58	928,730	899,172	57,311.48
6000	BANKS				
FIRE	TOT. FINANCE, INSURANCE AND REAL ESTATE				
7200	PERSONAL SERVICES	4	12,475	12,475	795.26
7300	MISCELLANEOUS BUSINESS SERVICES				
7500	AUTOMOBILE RENTAL, REPAIR AND OTHER SERVICES				

TAXATION AND REVENUE DEPARTMENT
STATE OF NEW MEXICO
COMBINED REVENUE SYSTEM
ANALYSIS OF GROSS RECEIPTS TAX BY STANDARD INDUSTRIAL CLASSIFICATION

* MONTHLY *
* EDITED *

BUSINESS ACTIVITY REPORTED IN OCTOBER, 1999

LOCATION : 07-303 LA MESILLA

SIC CODE		NO. TAX RETURNS	TOTAL REPORTED GROSS RECEIPTS	TAXABLE GROSS RECEIPTS	REPORTED TAX DUE
8100	LEGAL SERVICES				
8900	MISCELLANEOUS SERVICES	17	161,795	84,727	5,401.32
SERV	TOT. SERVICES	27	253,824	176,755	11,268.15
TOT-	TOTAL FOR ALL INDUSTRIES IN THIS LOCATION	153	1,914,977	1,427,083	90,958.51
TEL-	INTERSTATE TELECOMMUNICATIONS	6	8,575	8,575	364.43

* MONTHLY *

ANALYSIS OF GROSS RECEIPTS TAX BY STANDARD INDUSTRIAL CLASSIFICATION

* EDITED *

BUSINESS ACTIVITY REPORTED IN OCTOBER, 1999

LOCATION : 07-416

SUNLAND PARK

SIC CODE		NO. TAX RETURNS	TOTAL REPORTED GROSS RECEIPTS	TAXABLE GROSS RECEIPTS	REPORTED TAX DUE
0700	AGRICULTURAL SERVICES				
AGRI	TOT. AGRICULTURE				
1500	GENERAL BUILDING CONTRACTORS	4	44,377	40,677	2,593.19
1700	SPECIAL TRADE CONTRACTORS	6	85,576	54,076	3,447.33
CONS	TOT. CONTRACT CONSTRUCTION	10	129,953	94,753	6,040.52
2000	FOOD AND KINDRED PRODUCTS, EXCEPT MEAT PRODUCTS				
2400	LUMBER, WOOD AND PAPER PRODUCTS				
3200	STONE, CLAY, GLASS, AND CONCRETE PRODUCTS				
3600	ELECTRICAL MACHINERY, EQUIPMENT AND SUPPLIES				
3900	MISCELLANEOUS MANUFACTURING				
MFG-	TOT. MANUFACTURING				
4200	MOTOR FREIGHT TRANS., WAREHOUSING, TRANS. SERVICES				
4810	TELEPHONE AND TELEGRAPH COMMUNICATIONS	6	47,134	47,134	3,002.58
4900	ELECTRIC WATER AND SANITARY SERVICE UTILITIES				
4920	GAS UTILITIES				
TCU-	TOT. TRANSPORTATION, COMMUNICATIONS AND UTILITIES	11	985,087	949,345	60,518.53
5090	MISCELLANEOUS WHOLESALERS				
5092	PETROLEUM AND PETROLEUM PRODUCTS				
WHSL	TOT. WHOLESALE TRADE	12	674,363	87,661	5,588.42
5300	GENERAL MERCHANDISE, EXCEPT DEPARTMENT STORES	3	19,102	19,102	1,217.78
5400	RETAIL FOOD STORES	10	261,937	217,923	13,892.60
5510	MOTOR VEHICLE DEALERS				
5540	GASOLINE SERVICE STATIONS				
5599	MISCELLANEOUS VEHICLE AND AUTO ACCESSORY DEALERS				
5800	EATING AND DRINKING PLACES				
5813	LIQUOR DISPENSERS - BY THE DRINK	3	431,389	426,334	27,178.81
5990	MISCELLANEOUS RETAILERS	26	170,018	140,920	8,930.30
RETL	TOT. RETAIL TRADE	46	1,076,339	916,264	58,358.47
6000	BANKS				
6100	CREDIT AGENCIES, EXCEPT BANKS AND S-AND-L ASSOC.				
6510	REAL EST. OPER-LESR-AGT., ETC., AND TITLE ABSTRACT	3	12,096	11,281	719.14
6550	REAL ESTATE SUBDIVIDERS AND DEVELOPERS				
FIRE	TOT. FINANCE, INSURANCE AND REAL ESTATE	7	247,493	51,238	3,266.41
7200	PERSONAL SERVICES				
7300	MISCELLANEOUS BUSINESS SERVICES	3	14,688	14,688	936.35
7500	AUTOMOBILE RENTAL, REPAIR AND OTHER SERVICES				

* MONTHLY *

ANALYSIS OF GROSS RECEIPTS TAX BY STANDARD INDUSTRIAL CLASSIFICATION

* EDITED *

BUSINESS ACTIVITY REPORTED IN OCTOBER, 1999

LOCATION : 07-416

SUNLAND PARK

SIC CODE		NO. TAX RETURNS	TOTAL REPORTED GROSS RECEIPTS	TAXABLE GROSS RECEIPTS	REPORTED TAX DUE
7900	AMUSEMENT AND RECREATION SERVICES				
8010	PHYSICIANS, DENTISTS AND OTHERS	4	136,472	134,597	8,580.57
8060	HOSPITALS AND OTHER HEALTH SERVICES	3	789,093	514,143	32,776.59
8600	NONPROFIT MEMBERSHIP ORGANIZATIONS				
8900	MISCELLANEOUS SERVICES	25	263,358	240,316	15,320.14
SERV	TOT. SERVICES	43	1,236,017	927,034	59,098.42
TOT-	TOTAL FOR ALL INDUSTRIES IN THIS LOCATION	138	4,662,800	3,137,608	199,967.02
TEL-	INTERSTATE TELECOMMUNICATIONS	5	15,718	15,718	668.03

* MONTHLY *

ANALYSIS OF GROSS RECEIPTS TAX BY STANDARD INDUSTRIAL CLASSIFICATION

* EDITED *

BUSINESS ACTIVITY REPORTED IN OCTOBER, 1999

LOCATION : 07-506 SPACEPORT CITY

SIC
CODENO. TAX
RETURNSTOTAL REPORTED
GROSS RECEIPTSTAXABLE
GROSS RECEIPTSREPORTED
TAX DUE

TAXATION AND REVENUE DEPARTMENT
STATE OF NEW MEXICO
COMBINED REVENUE SYSTEM
ANALYSIS OF GROSS RECEIPTS TAX BY STANDARD INDUSTRIAL CLASSIFICATION

* MONTHLY *
* EDITED *

BUSINESS ACTIVITY REPORTED IN OCTOBER, 1999

LOCATION : 07-007 RMDR DONA ANA CNTY

SIC CODE		NO. TAX RETURNS	TOTAL REPORTED GROSS RECEIPTS	TAXABLE GROSS RECEIPTS	REPORTED TAX DUE
0100	AGRICULTURAL PRODUCTION	7	816,904	1,711	99.47
0700	AGRICULTURAL SERVICES	10	207,560	26,791	1,557.22
AGRI	TOT. AGRICULTURE	17	1,024,464	28,502	1,656.69
1381	OIL AND GAS WELL DRILLING				
MINE	TOT. MINING				
1500	GENERAL BUILDING CONTRACTORS	84	3,935,909	3,292,095	191,353.04
1610	HIGHWAY CONTRACTORS	4	2,163,938	2,163,938	125,778.87
1620	NON-BUILDING HEAVY CONTRACTORS, EXCEPT HIGHWAY	10	551,555	526,739	30,616.71
1700	SPECIAL TRADE CONTRACTORS	78	3,905,985	2,930,165	170,315.87
CONS	TOT. CONTRACT CONSTRUCTION	176	10,557,387	8,912,937	518,064.49
2300	APPAREL AND TEXTILE MILL PRODUCTS				
3200	STONE, CLAY, GLASS, AND CONCRETE PRODUCTS				
3400	PRIMARY METAL INDUST., FABRICATED METAL PRODUCTS	3	220,908	61,403	3,569.03
3500	MACHINERY, EXCEPT ELECTRICAL	4	92,362	55,550	3,228.87
3600	ELECTRICAL MACHINERY, EQUIPMENT AND SUPPLIES	3	137,922	99,398	5,777.48
3670	ELECTRONIC COMPONENTS AND ACCESSORIES				
3900	MISCELLANEOUS MANUFACTURING	13	766,124	175,129	10,179.38
MFG-	TOT. MANUFACTURING	28	1,745,409	731,204	42,501.20
4100	LOCAL AND HIGHWAY PASSENGER TRANSPORTATION				
4200	MOTOR FREIGHT TRANS., WAREHOUSING, TRANS. SERVICES	6	107,864	20,892	1,146.96
4810	TELEPHONE AND TELEGRAPH COMMUNICATIONS	15	980,982	980,795	57,008.74
4830	RADIO AND TELEVISION BROADCASTING	4	227,251	225,155	13,087.15
4900	ELECTRIC WATER AND SANITARY SERVICE UTILITIES	48	4,341,795	3,061,141	177,928.83
4920	GAS UTILITIES				
TCU-	TOT. TRANSPORTATION, COMMUNICATIONS AND UTILITIES	77	6,310,467	4,915,888	285,668.61
5020	DRUGS, CHEMICALS AND ALLIED PRODUCTS	5	28,505	21,218	1,233.29
5040	GROCERIES AND RELATED PRODUCTS	6	701,945	164,118	9,539.38
5060	ELECTRICAL GOODS AND HOUSEHOLD APPLIANCES	4	2,788	2,788	162.07
5070	HARDWARE, PLUMBING AND HEATING EQUIP. AND SUPPLIES				
5080	MACHINERY, EQUIPMENT AND SUPPLIES				
5090	MISCELLANEOUS WHOLESALE	41	3,083,710	80,060	4,653.49
5092	PETROLEUM AND PETROLEUM PRODUCTS	12	601,397	414,823	24,111.59
WHSL	TOT. WHOLESALE TRADE	71	4,917,607	928,465	53,967.01
5200	BUILDING MATERIALS	5	523,015	268,051	15,580.45
5251	HARDWARE STORES				
5252	FARM EQUIPMENT DEALERS	5	274,842	179,927	10,458.29
5300	GENERAL MERCHANDISE, EXCEPT DEPARTMENT STORES	9	216,027	137,829	8,011.33
5310	DEPARTMENT STORES				

* MONTHLY *

ANALYSIS OF GROSS RECEIPTS TAX BY STANDARD INDUSTRIAL CLASSIFICATION

* EDITED *

BUSINESS ACTIVITY REPORTED IN OCTOBER, 1999

LOCATION : 07-007 RMDR DONA ANA CNTY

SIC CODE		NO. TAX RETURNS	TOTAL REPORTED GROSS RECEIPTS	TAXABLE GROSS RECEIPTS	REPORTED TAX DUE
5400	RETAIL FOOD STORES	17	935,597	619,694	36,019.72
5510	MOTOR VEHICLE DEALERS	7	115,631	114,963	6,682.25
5540	GASOLINE SERVICE STATIONS	5	74,570	73,647	4,280.70
5592	MOBILE HOME DEALERS				
5599	MISCELLANEOUS VEHICLE AND AUTO ACCESSORY DEALERS	5	31,612	24,452	1,421.27
5600	APPAREL AND ACCESSORY STORES	3	33,996	33,996	1,976.00
5700	FURNITURE, HOME FURNISHINGS AND APPLIANCE STORES				
5800	EATING AND DRINKING PLACES	18	553,697	553,697	32,183.62
5813	LIQUOR DISPENSERS - BY THE DRINK	9	453,889	450,550	26,188.21
5920	PACKAGE LIQUOR STORES	3	85,865	83,391	4,847.12
5990	MISCELLANEOUS RETAILERS	122	1,459,965	913,415	52,609.10
RETL	TOT. RETAIL TRADE	215	5,009,302	3,636,316	210,877.73
6000	BANKS				
6200	SECUTY. AND COMDTY. BROKERS, DELRS., EXCGS., SERV.				
6300	INSURANCE AGENTS, CARRIERS, BROKERS AND SERVICES				
6510	REAL EST. OPER-LESR-AGT., ETC., AND TITLE ABSTRACT	11	98,897	94,827	5,511.79
6550	REAL ESTATE SUBDIVIDERS AND DEVELOPERS				
6700	HOLDING AND OTHER INVESTMENT COMPANIES				
FIRE	TOT. FINANCE, INSURANCE AND REAL ESTATE	18	686,409	137,049	7,965.97
7000	HOTELS, MOTELS, TRAILER PARKS AND OTHER LODGING	5	79,143	23,647	1,374.50
7200	PERSONAL SERVICES	24	194,107	189,863	11,035.78
7300	MISCELLANEOUS BUSINESS SERVICES	69	1,390,329	1,175,597	68,331.52
7391	COMMERCIAL RESEARCH AND DEVELOPMENT LABORATORIES	4	4,999,500	4,999,500	290,595.93
7500	AUTOMOBILE RENTAL, REPAIR AND OTHER SERVICES	42	280,818	269,987	15,692.97
7600	MISCELLANEOUS REPAIR SERVICES	18	137,955	116,149	6,751.19
7900	AMUSEMENT AND RECREATION SERVICES	4	6,906	6,906	401.40
8010	PHYSICIANS, DENTISTS AND OTHERS				
8060	HOSPITALS AND OTHER HEALTH SERVICES				
8100	LEGAL SERVICES				
8200	EDUCATIONAL SERVICES				
8900	MISCELLANEOUS SERVICES	133	6,211,306	5,388,268	313,193.12
8910	ENGINEERING AND ARCHITECTURAL SERVICES				
SERV	TOT. SERVICES	305	13,334,738	12,181,815	708,067.98
9100	FEDERAL GOVERNMENT - ALL OTHER				
9200	STATE GOVT. - EXCLUDE EDUCATION AND INSTITUTIONS				
GOVT	TOT. GOVERNMENT				
9999	NONCLASSIFIABLE ESTABLISHMENTS - (SERVICES)	4	23,396	20,654	1,200.52
TOT-	TOTAL FOR ALL INDUSTRIES IN THIS LOCATION	916	43,931,322	31,748,292	1,844,818.93
TEL-	INTERSTATE TELECOMMUNICATIONS	7	289,354	289,354	12,297.57

* MONTHLY *

ANALYSIS OF GROSS RECEIPTS TAX BY STANDARD INDUSTRIAL CLASSIFICATION

* EDITED *

BUSINESS ACTIVITY REPORTED IN OCTOBER, 1999

LOCATION : 03-106

CARLSBAD

SIC CODE		NO. TAX RETURNS	TOTAL REPORTED GROSS RECEIPTS	TAXABLE GROSS RECEIPTS	REPORTED TAX DUE
0700	AGRICULTURAL SERVICES				
AGRI	TOT. AGRICULTURE				
1389	OIL AND GAS FIELD SERVICES, EXCEPT DRILLING				
1474	POTASH				
MINE	TOT. MINING	7	590,204	517,197	32,001.59
1500	GENERAL BUILDING CONTRACTORS	76	1,687,264	1,488,862	92,123.35
1700	SPECIAL TRADE CONTRACTORS	72	2,374,187	1,596,457	98,780.75
CONS	TOT. CONTRACT CONSTRUCTION	148	4,061,451	3,085,319	190,904.10
2300	APPAREL AND TEXTILE MILL PRODUCTS				
2700	PRINTING AND PUBLISHING				
2800	CHEMICALS AND ALLIED PRODUCTS				
2900	PETROLEUM REFINING AND RELATED INDUSTRIES				
3200	STONE, CLAY, GLASS, AND CONCRETE PRODUCTS	4	272,094	75,124	4,648.30
3400	PRIMARY METAL INDUST., FABRICATED METAL PRODUCTS				
3500	MACHINERY, EXCEPT ELECTRICAL				
3600	ELECTRICAL MACHINERY, EQUIPMENT AND SUPPLIES	4	107,084	57,946	3,585.42
3700	TRANSPORTATION EQUIPMENT				
3900	MISCELLANEOUS MANUFACTURING	25	114,567	69,431	4,296.03
MFG-	TOT. MANUFACTURING	42	1,044,413	680,929	42,132.51
4100	LOCAL AND HIGHWAY PASSENGER TRANSPORTATION				
4200	MOTOR FREIGHT TRANS., WAREHOUSING, TRANS. SERVICES				
4810	TELEPHONE AND TELEGRAPH COMMUNICATIONS	14	16,580	16,371	1,011.85
4830	RADIO AND TELEVISION BROADCASTING	5	136,709	118,509	7,332.73
4900	ELECTRIC WATER AND SANITARY SERVICE UTILITIES				
4920	GAS UTILITIES				
TCU-	TOT. TRANSPORTATION, COMMUNICATIONS AND UTILITIES	25	1,524,350	1,452,035	89,843.50
5010	MOTOR VEHICLES AND AUTOMOTIVE EQUIPMENT				
5020	DRUGS, CHEMICALS AND ALLIED PRODUCTS	3	9,296	318	19.70
5040	GROCERIES AND RELATED PRODUCTS	3	1,078	661	40.89
5060	ELECTRICAL GOODS AND HOUSEHOLD APPLIANCES				
5070	HARDWARE, PLUMBING AND HEATING EQUIP. AND SUPPLIES				
5080	MACHINERY, EQUIPMENT AND SUPPLIES	5	179,529	153,753	9,513.50
5090	MISCELLANEOUS WHOLESALERS	37	1,014,838	376,259	23,280.98
5092	PETROLEUM AND PETROLEUM PRODUCTS				
WHSL	TOT. WHOLESALE TRADE	53	1,673,613	909,727	56,289.36
5200	BUILDING MATERIALS	7	762,647	526,261	32,562.42
5251	HARDWARE STORES				
5300	GENERAL MERCHANDISE, EXCEPT DEPARTMENT STORES	9	130,323	120,420	7,450.96

* MONTHLY *

ANALYSIS OF GROSS RECEIPTS TAX BY STANDARD INDUSTRIAL CLASSIFICATION

* EDITED *

BUSINESS ACTIVITY REPORTED IN OCTOBER, 1999

LOCATION : 03-106

CARLSBAD

SIC CODE		NO. TAX RETURNS	TOTAL REPORTED GROSS RECEIPTS	TAXABLE GROSS RECEIPTS	REPORTED TAX DUE
5310	DEPARTMENT STORES	6	1,106,453	1,009,485	62,461.88
5400	RETAIL FOOD STORES	16	3,424,116	2,858,349	176,860.36
5510	MOTOR VEHICLE DEALERS	8	531,592	299,098	18,506.72
5540	GASOLINE SERVICE STATIONS	16	16,113	16,113	996.95
5592	MOBILE HOME DEALERS				
5599	MISCELLANEOUS VEHICLE AND AUTO ACCESSORY DEALERS	13	740,050	485,004	30,009.62
5600	APPAREL AND ACCESSORY STORES	11	340,330	336,643	20,829.77
5700	FURNITURE, HOME FURNISHINGS AND APPLIANCE STORES	8	489,197	403,046	24,938.43
5800	EATING AND DRINKING PLACES	48	1,818,028	1,786,260	110,524.85
5813	LIQUOR DISPENSERS - BY THE DRINK	6	403,201	403,201	24,948.04
5910	DRUG AND PROPRIETARY STORES	3	864,234	284,106	17,579.04
5920	PACKAGE LIQUOR STORES	3	262,655	262,655	16,251.76
5990	MISCELLANEOUS RETAILERS	175	7,613,890	6,606,587	408,715.61
RETL	TOT. RETAIL TRADE	333	19,133,471	15,918,339	984,880.32
6000	BANKS	6	311,632	252,211	15,605.53
6100	CREDIT AGENCIES, EXCEPT BANKS AND S-AND-L ASSOC.				
6120	SAVINGS AND LOAN ASSOCIATIONS				
6200	SECUTY. AND COMDTY. BROKERS, DELRS., EXCGS., SERV.	6	34,723	34,723	2,148.46
6300	INSURANCE AGENTS, CARRIERS, BROKERS AND SERVICES	4	102,423	33,453	2,069.88
6510	REAL EST. OPER-LESR-AGT., ETC., AND TITLE ABSTRACT	38	205,916	139,719	8,645.13
6700	HOLDING AND OTHER INVESTMENT COMPANIES				
FIRE	TOT. FINANCE, INSURANCE AND REAL ESTATE	59	673,762	468,645	28,997.39
7000	HOTELS, MOTELS, TRAILER PARKS AND OTHER LODGING	11	320,424	295,752	18,299.62
7200	PERSONAL SERVICES	55	329,638	315,113	19,497.64
7300	MISCELLANEOUS BUSINESS SERVICES	42	1,055,567	992,458	61,408.35
7391	COMMERCIAL RESEARCH AND DEVELOPMENT LABORATORIES				
7500	AUTOMOBILE RENTAL, REPAIR AND OTHER SERVICES	54	754,067	662,178	40,972.27
7600	MISCELLANEOUS REPAIR SERVICES	20	330,186	276,823	17,128.39
7800	MOTION PICTURE THEATERS AND PRODUCTION				
8010	PHYSICIANS, DENTISTS AND OTHERS	51	1,239,233	1,103,397	68,272.73
8060	HOSPITALS AND OTHER HEALTH SERVICES	7	4,759,728	907,877	56,174.91
8100	LEGAL SERVICES	11	260,780	260,780	16,135.76
8200	EDUCATIONAL SERVICES	4	16,166	16,166	1,000.27
8600	NONPROFIT MEMBERSHIP ORGANIZATIONS				
8900	MISCELLANEOUS SERVICES	229	2,203,080	1,954,990	120,965.05
8910	ENGINEERING AND ARCHITECTURAL SERVICES	6	273,020	233,400	14,441.64
SERV	TOT. SERVICES	494	12,691,124	8,168,169	505,405.61

9999 NONCLASSIFIABLE ESTABLISHMENTS - (SERVICES)

TAXATION AND REVENUE DEPARTMENT
STATE OF NEW MEXICO
COMBINED REVENUE SYSTEM
ANALYSIS OF GROSS RECEIPTS TAX BY STANDARD INDUSTRIAL CLASSIFICATION

* MONTHLY *
* EDITED *

BUSINESS ACTIVITY REPORTED IN OCTOBER, 1999

LOCATION : 03-106		CARLSBAD			
SIC CODE		NO. TAX RETURNS	TOTAL REPORTED GROSS RECEIPTS	TAXABLE GROSS RECEIPTS	REPORTED TAX DUE
TOT-	TOTAL FOR ALL INDUSTRIES IN THIS LOCATION	1,165	41,397,409	31,205,382	1,930,765.05
TEL-	INTERSTATE TELECOMMUNICATIONS	11	26,070	26,013	1,105.53

* MONTHLY *

ANALYSIS OF GROSS RECEIPTS TAX BY STANDARD INDUSTRIAL CLASSIFICATION

* EDITED *

BUSINESS ACTIVITY REPORTED IN OCTOBER, 1999

LOCATION : 03-205

ARTESIA

SIC CODE		NO. TAX RETURNS	TOTAL REPORTED GROSS RECEIPTS	TAXABLE GROSS RECEIPTS	REPORTED TAX DUE
0100	AGRICULTURAL PRODUCTION				
0700	AGRICULTURAL SERVICES				
AGRI	TOT. AGRICULTURE				
1310	CRUDE PETROL., NATURAL GAS, NATURAL GAS LIQUIDS				
1381	OIL AND GAS WELL DRILLING				
1389	OIL AND GAS FIELD SERVICES, EXCEPT DRILLING	11	454,608	444,629	27,511.42
MINE	TOT. MINING	17	766,514	754,785	46,702.31
1500	GENERAL BUILDING CONTRACTORS				
1610	HIGHWAY CONTRACTORS				
1700	SPECIAL TRADE CONTRACTORS	38	1,022,857	783,136	48,456.48
CONS	TOT. CONTRACT CONSTRUCTION	58	2,158,570	1,910,271	118,197.95
2400	LUMBER, WOOD AND PAPER PRODUCTS				
2700	PRINTING AND PUBLISHING				
2800	CHEMICALS AND ALLIED PRODUCTS				
2900	PETROLEUM REFINING AND RELATED INDUSTRIES				
3200	STONE, CLAY, GLASS, AND CONCRETE PRODUCTS				
3400	PRIMARY METAL INDUST., FABRICATED METAL PRODUCTS	3	67,446	45,776	2,832.37
3500	MACHINERY, EXCEPT ELECTRICAL				
3600	ELECTRICAL MACHINERY, EQUIPMENT AND SUPPLIES				
3700	TRANSPORTATION EQUIPMENT				
3900	MISCELLANEOUS MANUFACTURING	8	306,011	76,558	4,737.02
MFG-	TOT. MANUFACTURING	21	8,058,289	1,233,503	76,323.03
4100	LOCAL AND HIGHWAY PASSENGER TRANSPORTATION				
4200	MOTOR FREIGHT TRANS., WAREHOUSING, TRANS. SERVICES	5	270,328	31,073	1,922.62
4600	PIPELINE TRANSPORTATION				
4810	TELEPHONE AND TELEGRAPH COMMUNICATIONS	13	243,156	243,053	15,036.88
4830	RADIO AND TELEVISION BROADCASTING				
4900	ELECTRIC WATER AND SANITARY SERVICE UTILITIES				
4920	GAS UTILITIES				
TCU-	TOT. TRANSPORTATION, COMMUNICATIONS AND UTILITIES	24	1,601,274	1,284,539	79,478.84
5010	MOTOR VEHICLES AND AUTOMOTIVE EQUIPMENT				
5020	DRUGS, CHEMICALS AND ALLIED PRODUCTS				
5040	GROCERIES AND RELATED PRODUCTS				
5070	HARDWARE, PLUMBING AND HEATING EQUIP. AND SUPPLIES				
5080	MACHINERY, EQUIPMENT AND SUPPLIES	5	195,531	90,816	5,619.27
5090	MISCELLANEOUS WHOLESALERS	24	494,977	316,917	19,609.21
5092	PETROLEUM AND PETROLEUM PRODUCTS	5	1,077,660	1,024,911	63,416.39
WHSL	TOT. WHOLESALE TRADE	40	2,016,220	1,624,964	100,544.64

* MONTHLY *
* EDITED *

ANALYSIS OF GROSS RECEIPTS TAX BY STANDARD INDUSTRIAL CLASSIFICATION

BUSINESS ACTIVITY REPORTED IN OCTOBER, 1999

LOCATION : 03-205 ARTESIA

SIC CODE		NO. TAX RETURNS	TOTAL REPORTED GROSS RECEIPTS	TAXABLE GROSS RECEIPTS	REPORTED TAX DUE
5200	BUILDING MATERIALS				
5251	HARDWARE STORES				
5252	FARM EQUIPMENT DEALERS				
5300	GENERAL MERCHANDISE, EXCEPT DEPARTMENT STORES	6	150,137-	222,469-	13,765.27-
5310	DEPARTMENT STORES	4	965,115	853,168	52,789.79
5400	RETAIL FOOD STORES	13	1,960,656	1,707,561	105,655.34
5510	MOTOR VEHICLE DEALERS				
5540	GASOLINE SERVICE STATIONS	3	110,806	20,114	1,244.52
5599	MISCELLANEOUS VEHICLE AND AUTO ACCESSORY DEALERS	3	317,031	252,545	15,626.23
5600	APPAREL AND ACCESSORY STORES				
5700	FURNITURE, HOME FURNISHINGS AND APPLIANCE STORES	4	36,904	36,904	2,283.46
5800	EATING AND DRINKING PLACES	29	1,081,430	960,432	59,426.74
5813	LIQUOR DISPENSERS - BY THE DRINK				
5910	DRUG AND PROPRIETARY STORES	3	373,617	17,071	1,056.27
5920	PACKAGE LIQUOR STORES				
5990	MISCELLANEOUS RETAILERS	100	1,935,496	1,447,208	89,482.11
RETL	TOT. RETAIL TRADE	177	7,589,094	5,651,385	349,615.56
6000	BANKS	5	187,112	105,071	6,501.27
6100	CREDIT AGENCIES, EXCEPT BANKS AND S-AND-L ASSOC.				
6200	SECUTY. AND COMDTY. BROKERS, DELRS., EXCGS., SERV.				
6510	REAL EST. OPER-LESR-AGT., ETC., AND TITLE ABSTRACT	6	108,289	91,988	5,691.75
6700	HOLDING AND OTHER INVESTMENT COMPANIES				
FIRE	TOT. FINANCE, INSURANCE AND REAL ESTATE	14	301,220	202,878	12,553.09
7000	HOTELS, MOTELS, TRAILER PARKS AND OTHER LODGING	6	128,303	128,303	7,938.77
7200	PERSONAL SERVICES	36	251,422	225,513	13,953.58
7300	MISCELLANEOUS BUSINESS SERVICES	29	1,221,991	734,624	45,454.83
7500	AUTOMOBILE RENTAL, REPAIR AND OTHER SERVICES	21	245,431	236,173	14,613.22
7600	MISCELLANEOUS REPAIR SERVICES	15	176,416	172,575	10,678.11
7800	MOTION PICTURE THEATERS AND PRODUCTION				
7900	AMUSEMENT AND RECREATION SERVICES				
8010	PHYSICIANS, DENTISTS AND OTHERS	17	408,604	394,297	24,397.10
8060	HOSPITALS AND OTHER HEALTH SERVICES	6	90,562	90,562	5,603.54
8100	LEGAL SERVICES				
8200	EDUCATIONAL SERVICES				
8900	MISCELLANEOUS SERVICES	125	1,888,909	1,582,185	97,897.74
8910	ENGINEERING AND ARCHITECTURAL SERVICES				
SERV	TOT. SERVICES	262	4,515,362	3,666,483	226,863.67
9999	NONCLASSIFIABLE ESTABLISHMENTS - (SERVICES)				

* MONTHLY *
* EDITED *

ANALYSIS OF GROSS RECEIPTS TAX BY STANDARD INDUSTRIAL CLASSIFICATION

BUSINESS ACTIVITY REPORTED IN OCTOBER, 1999

LOCATION : 03-205

ARTESIA

SIC
CODENO. TAX
RETURNSTOTAL REPORTED
GROSS RECEIPTSTAXABLE
GROSS RECEIPTSREPORTED
TAX DUE

TOT- TOTAL FOR ALL INDUSTRIES IN THIS LOCATION

619

27,223,580

16,528,890

1,022,659.13

TEL- INTERSTATE TELECOMMUNICATIONS

8

88,247

88,247

3,750.48

* MONTHLY *
* EDITED *

ANALYSIS OF GROSS RECEIPTS TAX BY STANDARD INDUSTRIAL CLASSIFICATION

BUSINESS ACTIVITY REPORTED IN OCTOBER, 1999

LOCATION : 03-304

HOPE

SIC CODE		NO. TAX RETURNS	TOTAL REPORTED GROSS RECEIPTS	TAXABLE GROSS RECEIPTS	REPORTED TAX DUE
4810	TELEPHONE AND TELEGRAPH COMMUNICATIONS				
TCU-	TOT. TRANSPORTATION, COMMUNICATIONS AND UTILITIES				
5090	MISCELLANEOUS WHOLESALERS				
WHSL	TOT. WHOLESALE TRADE				
5300	GENERAL MERCHANDISE, EXCEPT DEPARTMENT STORES				
5990	MISCELLANEOUS RETAILERS				
RETL	TOT. RETAIL TRADE	10	587	587	34.17
7300	MISCELLANEOUS BUSINESS SERVICES				
7500	AUTOMOBILE RENTAL, REPAIR AND OTHER SERVICES				
8900	MISCELLANEOUS SERVICES				
SERV	TOT. SERVICES	4	4,186	2,383	142.98
TOT-	TOTAL FOR ALL INDUSTRIES IN THIS LOCATION	18	4,937	3,134	186.79
TEL-	INTERSTATE TELECOMMUNICATIONS	1	43	43	1.84

* MONTHLY *

ANALYSIS OF GROSS RECEIPTS TAX BY STANDARD INDUSTRIAL CLASSIFICATION

* EDITED *

BUSINESS ACTIVITY REPORTED IN OCTOBER, 1999

LOCATION : 03-403

LOVING

SIC CODE		NO. TAX RETURNS	TOTAL REPORTED GROSS RECEIPTS	TAXABLE GROSS RECEIPTS	REPORTED TAX DUE
1400 MINE	NONMETALLIC MINERALS, EXCEPT FUELS AND POTASH TOT. MINING				
3600 3900 MFG-	ELECTRICAL MACHINERY, EQUIPMENT AND SUPPLIES MISCELLANEOUS MANUFACTURING TOT. MANUFACTURING	3	2,770	2,649	163.92
4200 4810 4900 4920 TCU-	MOTOR FREIGHT TRANS., WAREHOUSING, TRANS. SERVICES TELEPHONE AND TELEGRAPH COMMUNICATIONS ELECTRIC WATER AND SANITARY SERVICE UTILITIES GAS UTILITIES TOT. TRANSPORTATION, COMMUNICATIONS AND UTILITIES	4 7	1,146 55,118	1,146 35,680	65.82 2,202.58
5090 WHSL	MISCELLANEOUS WHOLESALERS TOT. WHOLESALE TRADE				
5300 5310 5400 5990 RETL	GENERAL MERCHANDISE, EXCEPT DEPARTMENT STORES DEPARTMENT STORES RETAIL FOOD STORES MISCELLANEOUS RETAILERS TOT. RETAIL TRADE	7 12	5,500 249,952	5,496 242,651	334.03 15,007.98
7200 7300 7500 7600 8900 SERV	PERSONAL SERVICES MISCELLANEOUS BUSINESS SERVICES AUTOMOBILE RENTAL, REPAIR AND OTHER SERVICES MISCELLANEOUS REPAIR SERVICES MISCELLANEOUS SERVICES TOT. SERVICES	3 9 17	16,924 12,717 77,636	16,360 12,717 74,610	1,012.30 786.84 4,616.48
9999	NONCLASSIFIABLE ESTABLISHMENTS - (SERVICES)				
TOT-	TOTAL FOR ALL INDUSTRIES IN THIS LOCATION	43	587,813	358,769	22,187.70
TEL-	INTERSTATE TELECOMMUNICATIONS	4	227	227	9.66

* MONTHLY *
* EDITED *

ANALYSIS OF GROSS RECEIPTS TAX BY STANDARD INDUSTRIAL CLASSIFICATION

BUSINESS ACTIVITY REPORTED IN OCTOBER, 1999

LOCATION : 03-003

RMDR EDDY CNTY

SIC CODE		NO. TAX RETURNS	TOTAL REPORTED GROSS RECEIPTS	TAXABLE GROSS RECEIPTS	REPORTED TAX DUE
0700	AGRICULTURAL SERVICES				
AGRI	TOT. AGRICULTURE				
1310	CRUDE PETROL., NATURAL GAS, NATURAL GAS LIQUIDS				
1381	OIL AND GAS WELL DRILLING				
1389	OIL AND GAS FIELD SERVICES, EXCEPT DRILLING	32	3,026,415	2,944,760	165,642.75
MINE	TOT. MINING	43	5,295,411	5,213,756	293,273.76
1500	GENERAL BUILDING CONTRACTORS	18	582,468	526,637	29,623.36
1610	HIGHWAY CONTRACTORS				
1620	NON-BUILDING HEAVY CONTRACTORS, EXCEPT HIGHWAY				
1700	SPECIAL TRADE CONTRACTORS	41	2,055,571	1,687,321	94,911.82
CONS	TOT. CONTRACT CONSTRUCTION	69	3,049,153	2,572,253	144,689.26
2900	PETROLEUM REFINING AND RELATED INDUSTRIES				
3200	STONE, CLAY, GLASS, AND CONCRETE PRODUCTS				
3400	PRIMARY METAL INDUST., FABRICATED METAL PRODUCTS	5	792,410	784,133	44,107.50
3600	ELECTRICAL MACHINERY, EQUIPMENT AND SUPPLIES				
3900	MISCELLANEOUS MANUFACTURING	5	21,925	6,069	341.38
MFG-	TOT. MANUFACTURING	16	986,752	928,581	52,232.72
4200	MOTOR FREIGHT TRANS., WAREHOUSING, TRANS. SERVICES	9	749,326	673,900	35,663.52
4500	AIR TRANSPORTATION				
4810	TELEPHONE AND TELEGRAPH COMMUNICATIONS	13	73,938	73,938	4,141.14
4900	ELECTRIC WATER AND SANITARY SERVICE UTILITIES	3	930,677	846,027	47,589.01
4920	GAS UTILITIES				
TCU-	TOT. TRANSPORTATION, COMMUNICATIONS AND UTILITIES	28	1,826,859	1,633,643	89,631.19
5020	DRUGS, CHEMICALS AND ALLIED PRODUCTS				
5060	ELECTRICAL GOODS AND HOUSEHOLD APPLIANCES				
5080	MACHINERY, EQUIPMENT AND SUPPLIES	5	1,189,825	1,040,409	58,523.03
5090	MISCELLANEOUS WHOLESALERS	17	284,560	197,043	11,083.68
5092	PETROLEUM AND PETROLEUM PRODUCTS	5	4,131,525	104,588	5,883.05
WHSL	TOT. WHOLESALE TRADE	30	5,622,754	1,358,884	76,437.24
5300	GENERAL MERCHANDISE, EXCEPT DEPARTMENT STORES	4	2,772	2,772	155.94
5310	DEPARTMENT STORES				
5400	RETAIL FOOD STORES				
5510	MOTOR VEHICLE DEALERS				
5540	GASOLINE SERVICE STATIONS				
5599	MISCELLANEOUS VEHICLE AND AUTO ACCESSORY DEALERS	3	17,936	16,954	953.64
5700	FURNITURE, HOME FURNISHINGS AND APPLIANCE STORES				
5800	EATING AND DRINKING PLACES	6	44,328	44,328	2,493.47
5813	LIQUOR DISPENSERS - BY THE DRINK				

* MONTHLY *

ANALYSIS OF GROSS RECEIPTS TAX BY STANDARD INDUSTRIAL CLASSIFICATION

* EDITED *

BUSINESS ACTIVITY REPORTED IN OCTOBER, 1999

LOCATION : 03-003 RMDR EDDY CNTY

SIC CODE		NO. TAX RETURNS	TOTAL REPORTED GROSS RECEIPTS	TAXABLE GROSS RECEIPTS	REPORTED TAX DUE
5920	PACKAGE LIQUOR STORES				
5990	MISCELLANEOUS RETAILERS	40	1,828,769	968,940	54,501.26
RETL	TOT. RETAIL TRADE	62	2,271,061	1,405,286	79,045.75
6300	INSURANCE AGENTS, CARRIERS, BROKERS AND SERVICES				
FIRE	TOT. FINANCE, INSURANCE AND REAL ESTATE				
7000	HOTELS, MOTELS, TRAILER PARKS AND OTHER LODGING				
7200	PERSONAL SERVICES	4	8,277	8,277	465.57
7300	MISCELLANEOUS BUSINESS SERVICES	10	188,549	168,477	9,476.81
7500	AUTOMOBILE RENTAL, REPAIR AND OTHER SERVICES	14	134,089	121,720	6,846.77
7600	MISCELLANEOUS REPAIR SERVICES	18	160,246	149,668	8,418.85
8200	EDUCATIONAL SERVICES				
8600	NONPROFIT MEMBERSHIP ORGANIZATIONS				
8900	MISCELLANEOUS SERVICES	103	2,658,062	2,601,759	146,348.99
8910	ENGINEERING AND ARCHITECTURAL SERVICES				
SERV	TOT. SERVICES	154	3,215,436	3,113,483	175,133.47
TOT-	TOTAL FOR ALL INDUSTRIES IN THIS LOCATION	407	22,484,546	16,249,208	911,755.22
TEL-	INTERSTATE TELECOMMUNICATIONS	6	35,162	35,162	1,494.38

* MONTHLY *

ANALYSIS OF GROSS RECEIPTS TAX BY STANDARD INDUSTRIAL CLASSIFICATION

* EDITED *

BUSINESS ACTIVITY REPORTED IN OCTOBER, 1999

LOCATION : 08-107

SILVER CITY

SIC CODE		NO. TAX RETURNS	TOTAL REPORTED GROSS RECEIPTS	TAXABLE GROSS RECEIPTS	REPORTED TAX DUE
1000 MINE	METAL MINING, EXCEPT COPPER, URANIUM, MOLYBDENUM TOT. MINING				
1500	GENERAL BUILDING CONTRACTORS				
1620	NON-BUILDING HEAVY CONTRACTORS, EXCEPT HIGHWAY				
1700	SPECIAL TRADE CONTRACTORS	33	1,039,317	683,228	43,555.81
CONS	TOT. CONTRACT CONSTRUCTION	65	1,532,968	1,111,006	70,826.63
2700	PRINTING AND PUBLISHING	5	124,976	97,696	6,228.11
3200	STONE, CLAY, GLASS, AND CONCRETE PRODUCTS				
3500	MACHINERY, EXCEPT ELECTRICAL				
3600	ELECTRICAL MACHINERY, EQUIPMENT AND SUPPLIES				
3700	TRANSPORTATION EQUIPMENT				
3900	MISCELLANEOUS MANUFACTURING	11	69,771	35,186	2,243.13
MFG-	TOT. MANUFACTURING	22	248,954	180,628	11,515.04
4200	MOTOR FREIGHT TRANS., WAREHOUSING, TRANS. SERVICES	3	9,278	9,278	591.48
4810	TELEPHONE AND TELEGRAPH COMMUNICATIONS	17	291,414	288,754	18,401.36
4830	RADIO AND TELEVISION BROADCASTING	3	52,092	43,627	2,781.23
4900	ELECTRIC WATER AND SANITARY SERVICE UTILITIES				
4920	GAS UTILITIES				
TCU-	TOT. TRANSPORTATION, COMMUNICATIONS AND UTILITIES	26	1,046,671	858,737	54,737.78
5010	MOTOR VEHICLES AND AUTOMOTIVE EQUIPMENT				
5020	DRUGS, CHEMICALS AND ALLIED PRODUCTS				
5040	GROCERIES AND RELATED PRODUCTS	6	9,374	4,044	257.82
5060	ELECTRICAL GOODS AND HOUSEHOLD APPLIANCES				
5070	HARDWARE, PLUMBING AND HEATING EQUIP. AND SUPPLIES	3	92,895	46,679	2,975.77
5080	MACHINERY, EQUIPMENT AND SUPPLIES				
5090	MISCELLANEOUS WHOLESALE	23	60,902	28,943	1,845.10
5092	PETROLEUM AND PETROLEUM PRODUCTS	4	247,191	245,413	15,645.10
WHSL	TOT. WHOLESALE TRADE	40	556,442	408,107	26,016.86
5200	BUILDING MATERIALS				
5300	GENERAL MERCHANDISE, EXCEPT DEPARTMENT STORES	13	773,989	728,672	46,452.83
5310	DEPARTMENT STORES	3	197,914	180,636	11,515.51
5400	RETAIL FOOD STORES	6	1,912,612	1,528,735	97,456.86
5510	MOTOR VEHICLE DEALERS	8	372,689	152,348	9,712.18
5540	GASOLINE SERVICE STATIONS				
5592	MOBILE HOME DEALERS				
5599	MISCELLANEOUS VEHICLE AND AUTO ACCESSORY DEALERS	8	918,650	617,247	39,349.51
5600	APPAREL AND ACCESSORY STORES	8	283,779	282,559	18,013.13
5700	FURNITURE, HOME FURNISHINGS AND APPLIANCE STORES	11	487,131	484,592	30,892.74

* MONTHLY *

ANALYSIS OF GROSS RECEIPTS TAX BY STANDARD INDUSTRIAL CLASSIFICATION

* EDITED *

BUSINESS ACTIVITY REPORTED IN OCTOBER, 1999

LOCATION : 08-107

SILVER CITY

SIC CODE		NO. TAX RETURNS	TOTAL REPORTED GROSS RECEIPTS	TAXABLE GROSS RECEIPTS	REPORTED TAX DUE
5800	EATING AND DRINKING PLACES	38	1,230,270	1,228,260	78,301.59
5813	LIQUOR DISPENSERS - BY THE DRINK	6	69,804	69,804	4,450.01
5910	DRUG AND PROPRIETARY STORES	6	467,651	39,436	2,514.01
5920	PACKAGE LIQUOR STORES	3	53,635	53,635	3,419.21
5990	MISCELLANEOUS RETAILERS	171	6,722,737	5,972,022	380,147.01
RETL	TOT. RETAIL TRADE	286	14,720,710	12,228,134	778,974.18
6000	BANKS	6	223,492	187,356	11,943.96
6100	CREDIT AGENCIES, EXCEPT BANKS AND S-AND-L ASSOC.	3	4,843	496	31.62
6200	SECUTY. AND COMDTY. BROKERS, DELRS., EXCGS., SERV.				
6300	INSURANCE AGENTS, CARRIERS, BROKERS AND SERVICES	5	27,205	13,989	891.83
6510	REAL EST. OPER-LESR-AGT., ETC., AND TITLE ABSTRACT	15	148,202	99,879	6,367.33
6550	REAL ESTATE SUBDIVIDERS AND DEVELOPERS				
6700	HOLDING AND OTHER INVESTMENT COMPANIES				
FIRE	TOT. FINANCE, INSURANCE AND REAL ESTATE	34	469,875	367,855	23,450.76
7000	HOTELS, MOTELS, TRAILER PARKS AND OTHER LODGING	7	307,506	300,011	19,125.69
7200	PERSONAL SERVICES	46	330,158	322,123	20,535.36
7300	MISCELLANEOUS BUSINESS SERVICES	56	645,234	562,148	35,836.93
7500	AUTOMOBILE RENTAL, REPAIR AND OTHER SERVICES	23	234,229	224,720	14,325.87
7600	MISCELLANEOUS REPAIR SERVICES	12	157,365	139,547	8,896.15
7900	AMUSEMENT AND RECREATION SERVICES				
8010	PHYSICIANS, DENTISTS AND OTHERS	44	1,820,504	1,487,510	94,828.79
8060	HOSPITALS AND OTHER HEALTH SERVICES	23	579,056	555,608	35,419.99
8100	LEGAL SERVICES	17	247,423	244,834	15,608.16
8200	EDUCATIONAL SERVICES	6	11,766	11,766	750.11
8600	NONPROFIT MEMBERSHIP ORGANIZATIONS				
8900	MISCELLANEOUS SERVICES	100	950,555	670,769	42,761.55
8910	ENGINEERING AND ARCHITECTURAL SERVICES				
SERV	TOT. SERVICES	338	5,471,166	4,661,803	297,189.98
9999	NONCLASSIFIABLE ESTABLISHMENTS - (SERVICES)				
TOT-	TOTAL FOR ALL INDUSTRIES IN THIS LOCATION	814	24,598,585	20,317,575	1,294,669.47
TEL-	INTERSTATE TELECOMMUNICATIONS	18	95,692	95,147	4,043.73

* MONTHLY *

ANALYSIS OF GROSS RECEIPTS TAX BY STANDARD INDUSTRIAL CLASSIFICATION

* EDITED *

BUSINESS ACTIVITY REPORTED IN OCTOBER, 1999

LOCATION : 08-206

BAYARD

SIC CODE		NO. TAX RETURNS	TOTAL REPORTED GROSS RECEIPTS	TAXABLE GROSS RECEIPTS	REPORTED TAX DUE
1500	GENERAL BUILDING CONTRACTORS	8	90,417	62,154	3,962.36
1700	SPECIAL TRADE CONTRACTORS	9	48,929	40,731	2,596.62
CONS	TOT. CONTRACT CONSTRUCTION	17	139,347	102,886	6,558.98
2000	FOOD AND KINDRED PRODUCTS, EXCEPT MEAT PRODUCTS				
3600	ELECTRICAL MACHINERY, EQUIPMENT AND SUPPLIES				
3900	MISCELLANEOUS MANUFACTURING				
MFG-	TOT. MANUFACTURING	5	51,492	4,255	271.26
4200	MOTOR FREIGHT TRANS., WAREHOUSING, TRANS. SERVICES				
4810	TELEPHONE AND TELEGRAPH COMMUNICATIONS	12	52,428	52,383	3,332.10
4900	ELECTRIC WATER AND SANITARY SERVICE UTILITIES				
4920	GAS UTILITIES				
TCU-	TOT. TRANSPORTATION, COMMUNICATIONS AND UTILITIES	15	191,991	160,793	10,243.21
5080	MACHINERY, EQUIPMENT AND SUPPLIES				
5090	MISCELLANEOUS WHOLESALERS				
5092	PETROLEUM AND PETROLEUM PRODUCTS	5	308,554	142,419	9,079.18
WHSL	TOT. WHOLESALE TRADE	9	604,382	401,747	25,611.34
5300	GENERAL MERCHANDISE, EXCEPT DEPARTMENT STORES	7	194,416	191,362	12,199.32
5400	RETAIL FOOD STORES				
5510	MOTOR VEHICLE DEALERS				
5599	MISCELLANEOUS VEHICLE AND AUTO ACCESSORY DEALERS	4	62,029	48,489	3,091.18
5600	APPAREL AND ACCESSORY STORES				
5800	EATING AND DRINKING PLACES	7	83,035	83,035	5,293.49
5813	LIQUOR DISPENSERS - BY THE DRINK				
5990	MISCELLANEOUS RETAILERS	23	402,030	372,610	23,712.32
RETL	TOT. RETAIL TRADE	45	704,088	612,008	38,973.95
6000	BANKS				
6100	CREDIT AGENCIES, EXCEPT BANKS AND S-AND-L ASSOC.				
FIRE	TOT. FINANCE, INSURANCE AND REAL ESTATE	5	14,266	14,119	900.11
7200	PERSONAL SERVICES	4	5,494	5,494	350.27
7300	MISCELLANEOUS BUSINESS SERVICES				
7500	AUTOMOBILE RENTAL, REPAIR AND OTHER SERVICES				
7900	AMUSEMENT AND RECREATION SERVICES				
8010	PHYSICIANS, DENTISTS AND OTHERS				
8900	MISCELLANEOUS SERVICES	5	600	600	38.22
SERV	TOT. SERVICES	15	38,643	35,159	2,241.37

TAXATION AND REVENUE DEPARTMENT
STATE OF NEW MEXICO
COMBINED REVENUE SYSTEM* MONTHLY *
* EDITED *

ANALYSIS OF GROSS RECEIPTS TAX BY STANDARD INDUSTRIAL CLASSIFICATION

BUSINESS ACTIVITY REPORTED IN OCTOBER, 1999

LOCATION : 08-206

BAYARD

SIC CODE		NO. TAX RETURNS	TOTAL REPORTED GROSS RECEIPTS	TAXABLE GROSS RECEIPTS	REPORTED TAX DUE
TOT-	TOTAL FOR ALL INDUSTRIES IN THIS LOCATION	111	1,744,209	1,330,966	84,800.22
TEL-	INTERSTATE TELECOMMUNICATIONS	8	15,009	15,006	637.76

* MONTHLY *

ANALYSIS OF GROSS RECEIPTS TAX BY STANDARD INDUSTRIAL CLASSIFICATION

* EDITED *

BUSINESS ACTIVITY REPORTED IN OCTOBER, 1999

LOCATION : 08-305

SANTA CLARA

SIC CODE		NO. TAX RETURNS	TOTAL REPORTED GROSS RECEIPTS	TAXABLE GROSS RECEIPTS	REPORTED TAX DUE
1500	GENERAL BUILDING CONTRACTORS	3	12,187	12,011	765.68
1700	SPECIAL TRADE CONTRACTORS	4	2,564	2,564	163.46
CONS	TOT. CONTRACT CONSTRUCTION	7	14,751	14,575	929.14
3600	ELECTRICAL MACHINERY, EQUIPMENT AND SUPPLIES				
MFG-	TOT. MANUFACTURING				
4810	TELEPHONE AND TELEGRAPH COMMUNICATIONS				
4900	ELECTRIC WATER AND SANITARY SERVICE UTILITIES				
4920	GAS UTILITIES				
TCU-	TOT. TRANSPORTATION, COMMUNICATIONS AND UTILITIES				
5300	GENERAL MERCHANDISE, EXCEPT DEPARTMENT STORES				
5600	APPAREL AND ACCESSORY STORES				
5813	LIQUOR DISPENSERS - BY THE DRINK				
5990	MISCELLANEOUS RETAILERS	8	2,092	2,063	105.77
RETL	TOT. RETAIL TRADE	12	29,405	25,626	1,607.92
7000	HOTELS, MOTELS, TRAILER PARKS AND OTHER LODGING				
7200	PERSONAL SERVICES				
7600	MISCELLANEOUS REPAIR SERVICES				
7900	AMUSEMENT AND RECREATION SERVICES				
8010	PHYSICIANS, DENTISTS AND OTHERS				
8900	MISCELLANEOUS SERVICES				
SERV	TOT. SERVICES	9	45,234	41,042	2,616.43
TOT-	TOTAL FOR ALL INDUSTRIES IN THIS LOCATION	35	154,555	137,215	8,612.28
TEL-	INTERSTATE TELECOMMUNICATIONS	4	2,089	2,089	88.81

* MONTHLY *

ANALYSIS OF GROSS RECEIPTS TAX BY STANDARD INDUSTRIAL CLASSIFICATION

* EDITED *

BUSINESS ACTIVITY REPORTED IN OCTOBER, 1999

LOCATION : 08-404

HURLEY

SIC CODE		NO. TAX RETURNS	TOTAL REPORTED GROSS RECEIPTS	TAXABLE GROSS RECEIPTS	REPORTED TAX DUE
1500	GENERAL BUILDING CONTRACTORS	4	74,561	74,561	4,753.26
1700	SPECIAL TRADE CONTRACTORS	4	32,191	9,637	614.33
CONS	TOT. CONTRACT CONSTRUCTION	8	106,752	84,198	5,367.59
3600	ELECTRICAL MACHINERY, EQUIPMENT AND SUPPLIES				
MFG-	TOT. MANUFACTURING				
4810	TELEPHONE AND TELEGRAPH COMMUNICATIONS				
4900	ELECTRIC WATER AND SANITARY SERVICE UTILITIES				
4920	GAS UTILITIES				
TCU-	TOT. TRANSPORTATION, COMMUNICATIONS AND UTILITIES	8	66,781	58,718	3,742.88
5060	ELECTRICAL GOODS AND HOUSEHOLD APPLIANCES				
5070	HARDWARE, PLUMBING AND HEATING EQUIP. AND SUPPLIES				
5080	MACHINERY, EQUIPMENT AND SUPPLIES				
5090	MISCELLANEOUS WHOLESALERS				
WHSL	TOT. WHOLESALE TRADE				
5300	GENERAL MERCHANDISE, EXCEPT DEPARTMENT STORES	6	59,744	58,546	3,732.31
5310	DEPARTMENT STORES				
5400	RETAIL FOOD STORES	0	22,348-	21,813-	1,390.60-
5800	EATING AND DRINKING PLACES				
5813	LIQUOR DISPENSERS - BY THE DRINK				
5990	MISCELLANEOUS RETAILERS	14	12,908	8,744	541.57
RETL	TOT. RETAIL TRADE	26	71,758	66,931	4,250.96
7200	PERSONAL SERVICES				
7300	MISCELLANEOUS BUSINESS SERVICES	3	2,521	2,521	180.71
7500	AUTOMOBILE RENTAL, REPAIR AND OTHER SERVICES				
7600	MISCELLANEOUS REPAIR SERVICES				
8900	MISCELLANEOUS SERVICES	4	34,356	34,051	2,170.74
8910	ENGINEERING AND ARCHITECTURAL SERVICES				
SERV	TOT. SERVICES	12	290,557	290,053	18,490.89
TOT-	TOTAL FOR ALL INDUSTRIES IN THIS LOCATION	61	558,426	517,246	32,958.14
TEL-	INTERSTATE TELECOMMUNICATIONS	3	5,233	5,233	222.42

* MONTHLY *

ANALYSIS OF GROSS RECEIPTS TAX BY STANDARD INDUSTRIAL CLASSIFICATION

* EDITED *

BUSINESS ACTIVITY REPORTED IN OCTOBER, 1999

LOCATION : 08-008 RMDR GRANT CNTY

SIC CODE		NO. TAX RETURNS	TOTAL REPORTED GROSS RECEIPTS	TAXABLE GROSS RECEIPTS	REPORTED TAX DUE
0100	AGRICULTURAL PRODUCTION				
0700	AGRICULTURAL SERVICES				
AGRI	TOT. AGRICULTURE	5	125,996	90,216	5,243.84
1020	COPPER				
MINE	TOT. MINING				
1500	GENERAL BUILDING CONTRACTORS	31	1,109,137	1,050,988	61,088.72
1810	HIGHWAY CONTRACTORS				
1820	NON-BUILDING HEAVY CONTRACTORS, EXCEPT HIGHWAY				
1700	SPECIAL TRADE CONTRACTORS	34	621,288	607,755	35,325.80
CONS	TOT. CONTRACT CONSTRUCTION	69	3,056,224	2,976,943	173,034.86
2700	PRINTING AND PUBLISHING				
2800	CHEMICALS AND ALLIED PRODUCTS				
3200	STONE, CLAY, GLASS, AND CONCRETE PRODUCTS				
3400	PRIMARY METAL INDUST., FABRICATED METAL PRODUCTS				
3600	ELECTRICAL MACHINERY, EQUIPMENT AND SUPPLIES				
3900	MISCELLANEOUS MANUFACTURING				
MFG-	TOT. MANUFACTURING	9	227,893	217,298	12,630.44
4100	LOCAL AND HIGHWAY PASSENGER TRANSPORTATION				
4200	MOTOR FREIGHT TRANS., WAREHOUSING, TRANS. SERVICES	7	137,233	130,603	7,591.32
4500	AIR TRANSPORTATION				
4810	TELEPHONE AND TELEGRAPH COMMUNICATIONS	15	502,965	419,868	24,402.55
4900	ELECTRIC WATER AND SANITARY SERVICE UTILITIES	6	3,750,907	3,667,333	213,163.75
4920	GAS UTILITIES				
TCU-	TOT. TRANSPORTATION, COMMUNICATIONS AND UTILITIES	33	4,550,255	4,350,887	252,893.09
5040	GROCERIES AND RELATED PRODUCTS	3	323	323	18.77
5060	ELECTRICAL GOODS AND HOUSEHOLD APPLIANCES				
5070	HARDWARE, PLUMBING AND HEATING EQUIP. AND SUPPLIES				
5080	MACHINERY, EQUIPMENT AND SUPPLIES	3	44,031	44,031	2,559.28
5090	MISCELLANEOUS WHOLESALERS	19	181,465	167,402	9,730.27
5092	PETROLEUM AND PETROLEUM PRODUCTS				
WHSL	TOT. WHOLESALE TRADE	28	246,442	231,967	13,483.08
5200	BUILDING MATERIALS				
5251	HARDWARE STORES	3	65,449	65,021	3,779.36
5300	GENERAL MERCHANDISE, EXCEPT DEPARTMENT STORES	9	42,247	42,247	2,455.59
5400	RETAIL FOOD STORES	9	205,944	91,236	5,303.07
5510	MOTOR VEHICLE DEALERS				
5540	GASOLINE SERVICE STATIONS	3	140,955	140,955	8,193.02
5599	MISCELLANEOUS VEHICLE AND AUTO ACCESSORY DEALERS	6	174,363	174,363	10,134.84

* MONTHLY *

ANALYSIS OF GROSS RECEIPTS TAX BY STANDARD INDUSTRIAL CLASSIFICATION

* EDITED *

BUSINESS ACTIVITY REPORTED IN OCTOBER, 1999

LOCATION : 08-008 RMDR GRANT CNTY

SIC CODE		NO. TAX RETURNS	TOTAL REPORTED GROSS RECEIPTS	TAXABLE GROSS RECEIPTS	REPORTED TAX DUE
5600	APPAREL AND ACCESSORY STORES				
5700	FURNITURE, HOME FURNISHINGS AND APPLIANCE STORES				
5800	EATING AND DRINKING PLACES	12	168,809	152,640	8,872.18
5813	LIQUOR DISPENSERS - BY THE DRINK	5	54,934	54,934	3,193.03
5920	PACKAGE LIQUOR STORES				
5990	MISCELLANEOUS RETAILERS	73	638,252	608,193	35,315.78
RETL	TOT. RETAIL TRADE	128	1,639,552	1,362,937	79,185.28
6200	SECUTY. AND COMDTY. BROKERS, DELRS., EXCGS., SERV.				
6510	REAL EST. OPER-LESR-AGT., ETC., AND TITLE ABSTRACT				
FIRE	TOT. FINANCE, INSURANCE AND REAL ESTATE	4	41,183	41,183	2,393.79
7000	HOTELS, MOTELS, TRAILER PARKS AND OTHER LODGING	6	67,700	58,009	3,371.75
7200	PERSONAL SERVICES	5	7,620	7,620	442.94
7300	MISCELLANEOUS BUSINESS SERVICES	35	1,450,588	1,128,103	65,571.00
7500	AUTOMOBILE RENTAL, REPAIR AND OTHER SERVICES	14	109,571	84,297	4,899.75
7600	MISCELLANEOUS REPAIR SERVICES	4	17,608	17,369	1,009.56
7900	AMUSEMENT AND RECREATION SERVICES				
8010	PHYSICIANS, DENTISTS AND OTHERS				
8060	HOSPITALS AND OTHER HEALTH SERVICES	4	49,152	49,152	2,856.96
8100	LEGAL SERVICES				
8200	EDUCATIONAL SERVICES				
8900	MISCELLANEOUS SERVICES	65	1,014,434	834,811	48,523.39
8910	ENGINEERING AND ARCHITECTURAL SERVICES				
SERV	TOT. SERVICES	140	2,783,137	2,226,534	129,417.30
9999	NONCLASSIFIABLE ESTABLISHMENTS - (SERVICES)				
TOT-	TOTAL FOR ALL INDUSTRIES IN THIS LOCATION	420	12,739,511	11,566,794	672,282.31
TEL-	INTERSTATE TELECOMMUNICATIONS	12	70,780	70,697	3,004.60

STATE OF NEW MEXICO

RUN DATE: 11/09/99

COMBINED REVENUE SYSTEM

RUN NUMBER: 499.00

* MONTHLY *
* EDITED *

ANALYSIS OF GROSS RECEIPTS TAX BY STANDARD INDUSTRIAL CLASSIFICATION

BUSINESS ACTIVITY REPORTED IN OCTOBER, 1999

LOCATION : 24-108 SANTA ROSA

SIC CODE		NO. TAX RETURNS	TOTAL REPORTED GROSS RECEIPTS	TAXABLE GROSS RECEIPTS	REPORTED TAX DUE
1500	GENERAL BUILDING CONTRACTORS	9	398,477	373,971	22,905.71
1700	SPECIAL TRADE CONTRACTORS	4	9,853	196	12.02
CONS	TOT. CONTRACT CONSTRUCTION	13	408,330	374,167	22,917.73
2700	PRINTING AND PUBLISHING				
3600	ELECTRICAL MACHINERY, EQUIPMENT AND SUPPLIES				
3700	TRANSPORTATION EQUIPMENT				
MFG-	TOT. MANUFACTURING	5	19,402	15,174	929.41
4100	LOCAL AND HIGHWAY PASSENGER TRANSPORTATION				
4200	MOTOR FREIGHT TRANS., WAREHOUSING, TRANS. SERVICES				
4810	TELEPHONE AND TELEGRAPH COMMUNICATIONS	12	91,783	84,580	5,178.93
4830	RADIO AND TELEVISION BROADCASTING				
TCU-	TOT. TRANSPORTATION, COMMUNICATIONS AND UTILITIES	18	105,743	86,013	5,250.61
5010	MOTOR VEHICLES AND AUTOMOTIVE EQUIPMENT				
5020	DRUGS, CHEMICALS AND ALLIED PRODUCTS				
5040	GROCERIES AND RELATED PRODUCTS				
5080	MACHINERY, EQUIPMENT AND SUPPLIES				
5090	MISCELLANEOUS WHOLESALERS	13	130,523	6,249	382.75
5092	PETROLEUM AND PETROLEUM PRODUCTS				
WHSL	TOT. WHOLESALE TRADE	20	541,045	90,610	5,549.89
5200	BUILDING MATERIALS	4	152,282	115,339	7,064.50
5300	GENERAL MERCHANDISE, EXCEPT DEPARTMENT STORES	4	18,340	10,964	671.53
5400	RETAIL FOOD STORES	3	198,464	198,464	12,155.90
5540	GASOLINE SERVICE STATIONS	9	308,018	306,423	18,768.41
5599	MISCELLANEOUS VEHICLE AND AUTO ACCESSORY DEALERS				
5600	APPAREL AND ACCESSORY STORES				
5800	EATING AND DRINKING PLACES	10	331,669	312,661	19,150.52
5813	LIQUOR DISPENSERS - BY THE DRINK				
5910	DRUG AND PROPRIETARY STORES				
5990	MISCELLANEOUS RETAILERS	29	1,455,629	569,343	34,872.19
RETL	TOT. RETAIL TRADE	66	2,562,076	1,546,569	94,727.28
6000	BANKS				
6300	INSURANCE AGENTS, CARRIERS, BROKERS AND SERVICES				
6700	HOLDING AND OTHER INVESTMENT COMPANIES				
FIRE	TOT. FINANCE, INSURANCE AND REAL ESTATE				
7000	HOTELS, MOTELS, TRAILER PARKS AND OTHER LODGING	15	454,544	454,544	27,840.85
7200	PERSONAL SERVICES	3	8,110	6,965	426.59

* MONTHLY *
* EDITED *

ANALYSIS OF GROSS RECEIPTS TAX BY STANDARD INDUSTRIAL CLASSIFICATION

BUSINESS ACTIVITY REPORTED IN OCTOBER, 1999

LOCATION : 24-108

SANTA ROSA

SIC CODE		NO. TAX RETURNS	TOTAL REPORTED GROSS RECEIPTS	TAXABLE GROSS RECEIPTS	REPORTED TAX DUE
7300	MISCELLANEOUS BUSINESS SERVICES				
7500	AUTOMOBILE RENTAL, REPAIR AND OTHER SERVICES	10	165,585	156,121	9,562.44
7600	MISCELLANEOUS REPAIR SERVICES				
7800	MOTION PICTURE THEATERS AND PRODUCTION				
7900	AMUSEMENT AND RECREATION SERVICES				
8010	PHYSICIANS, DENTISTS AND OTHERS				
8900	MISCELLANEOUS SERVICES	39	889,918	882,787	54,070.71
8910	ENGINEERING AND ARCHITECTURAL SERVICES				
SERV	TOT. SERVICES	77	1,595,861	1,566,356	95,939.33
9999	NONCLASSIFIABLE ESTABLISHMENTS - (SERVICES)				
TOT-	TOTAL FOR ALL INDUSTRIES IN THIS LOCATION	202	5,362,144	3,805,768	233,085.55
TEL-	INTERSTATE TELECOMMUNICATIONS	9	339	229	9.73

* MONTHLY *
* EDITED *

ANALYSIS OF GROSS RECEIPTS TAX BY STANDARD INDUSTRIAL CLASSIFICATION

BUSINESS ACTIVITY REPORTED IN OCTOBER, 1999

LOCATION : 24-207 VAUGHN

SIC CODE		NO. TAX RETURNS	TOTAL REPORTED GROSS RECEIPTS	TAXABLE GROSS RECEIPTS	REPORTED TAX DUE
1500	GENERAL BUILDING CONTRACTORS	4	31,514	31,514	1,910.52
1610	HIGHWAY CONTRACTORS				
1700	SPECIAL TRADE CONTRACTORS				
CONS	TOT. CONTRACT CONSTRUCTION	7	752,185	270,409	16,393.55
4810	TELEPHONE AND TELEGRAPH COMMUNICATIONS				
4920	GAS UTILITIES				
TCU-	TOT. TRANSPORTATION, COMMUNICATIONS AND UTILITIES	6	32,737	30,328	1,837.92
5070	HARDWARE, PLUMBING AND HEATING EQUIP. AND SUPPLIES				
5090	MISCELLANEOUS WHOLESALERS				
WHSL	TOT. WHOLESALE TRADE				
5300	GENERAL MERCHANDISE, EXCEPT DEPARTMENT STORES	3	1,192	1,192	72.27
5400	RETAIL FOOD STORES	3	174,361	169,936	10,302.38
5540	GASOLINE SERVICE STATIONS				
5599	MISCELLANEOUS VEHICLE AND AUTO ACCESSORY DEALERS				
5800	EATING AND DRINKING PLACES				
5920	PACKAGE LIQUOR STORES				
5990	MISCELLANEOUS RETAILERS	9	30,810	29,098	1,755.77
RETL	TOT. RETAIL TRADE	21	251,292	244,730	14,828.43
6000	BANKS				
FIRE	TOT. FINANCE, INSURANCE AND REAL ESTATE				
7000	HOTELS, MOTELS, TRAILER PARKS AND OTHER LODGING	5	135,950	135,950	8,241.99
7200	PERSONAL SERVICES	3	815	815	49.38
7300	MISCELLANEOUS BUSINESS SERVICES				
7500	AUTOMOBILE RENTAL, REPAIR AND OTHER SERVICES				
8900	MISCELLANEOUS SERVICES				
SERV	TOT. SERVICES	11	146,986	146,850	8,902.78
TOT-	TOTAL FOR ALL INDUSTRIES IN THIS LOCATION	49	1,193,505	701,596	42,525.24
TEL-	INTERSTATE TELECOMMUNICATIONS	1	3	0	0.00

* MONTHLY *
* EDITED *

ANALYSIS OF GROSS RECEIPTS TAX BY STANDARD INDUSTRIAL CLASSIFICATION

BUSINESS ACTIVITY REPORTED IN OCTOBER, 1999

LOCATION : 24-024 RMDR GUADALUPE CNTY

SIC CODE		NO. TAX RETURNS	TOTAL REPORTED GROSS RECEIPTS	TAXABLE GROSS RECEIPTS	REPORTED TAX DUE
1500	GENERAL BUILDING CONTRACTORS				
1610	HIGHWAY CONTRACTORS	4	2,010,930	1,602,971	86,159.71
1620	NON-BUILDING HEAVY CONTRACTORS, EXCEPT HIGHWAY				
1700	SPECIAL TRADE CONTRACTORS	7	32,511	31,787	1,707.50
CONS	TOT. CONTRACT CONSTRUCTION	16	3,295,640	2,883,127	154,968.09
3900	MISCELLANEOUS MANUFACTURING				
MFG-	TOT. MANUFACTURING				
4200	MOTOR FREIGHT TRANS., WAREHOUSING, TRANS. SERVICES				
4810	TELEPHONE AND TELEGRAPH COMMUNICATIONS	7	36,554	33,407	1,794.59
4900	ELECTRIC WATER AND SANITARY SERVICE UTILITIES				
TCU-	TOT. TRANSPORTATION, COMMUNICATIONS AND UTILITIES	11	162,319	85,200	4,578.48
5090	MISCELLANEOUS WHOLESALERS				
WHSL	TOT. WHOLESALE TRADE				
5300	GENERAL MERCHANDISE, EXCEPT DEPARTMENT STORES				
5310	DEPARTMENT STORES				
5400	RETAIL FOOD STORES				
5540	GASOLINE SERVICE STATIONS				
5700	FURNITURE, HOME FURNISHINGS AND APPLIANCE STORES				
5813	LIQUOR DISPENSERS - BY THE DRINK				
5990	MISCELLANEOUS RETAILERS	6	6,164	6,160	318.61
RETL	TOT. RETAIL TRADE	14	73,816	58,199	3,115.70
7200	PERSONAL SERVICES				
7300	MISCELLANEOUS BUSINESS SERVICES				
8060	HOSPITALS AND OTHER HEALTH SERVICES				
8900	MISCELLANEOUS SERVICES	7	3,499	3,499	188.06
SERV	TOT. SERVICES	12	14,222	14,138	759.91
TOT-	TOTAL FOR ALL INDUSTRIES IN THIS LOCATION	57	3,591,303	3,051,287	163,993.18
TEL-	INTERSTATE TELECOMMUNICATIONS	5	229	222	9.44

* MONTHLY *
* EDITED *

ANALYSIS OF GROSS RECEIPTS TAX BY STANDARD INDUSTRIAL CLASSIFICATION

BUSINESS ACTIVITY REPORTED IN OCTOBER, 1999

LOCATION : 31-109

ROY

SIC CODE		NO. TAX RETURNS	TOTAL REPORTED GROSS RECEIPTS	TAXABLE GROSS RECEIPTS	REPORTED TAX DUE
1500	GENERAL BUILDING CONTRACTORS				
1700	SPECIAL TRADE CONTRACTORS				
CONS	TOT. CONTRACT CONSTRUCTION				
3600	ELECTRICAL MACHINERY, EQUIPMENT AND SUPPLIES				
3900	MISCELLANEOUS MANUFACTURING				
MFG-	TOT. MANUFACTURING	3	332	332	20.10
4100	LOCAL AND HIGHWAY PASSENGER TRANSPORTATION				
4810	TELEPHONE AND TELEGRAPH COMMUNICATIONS				
TCU-	TOT. TRANSPORTATION, COMMUNICATIONS AND UTILITIES	5	18,623	17,297	1,038.32
5090	MISCELLANEOUS WHOLESALE				
5092	PETROLEUM AND PETROLEUM PRODUCTS				
WHSL	TOT. WHOLESALE TRADE	3	208,809	1,033	62.64
5300	GENERAL MERCHANDISE, EXCEPT DEPARTMENT STORES				
5540	GASOLINE SERVICE STATIONS				
5800	EATING AND DRINKING PLACES				
5920	PACKAGE LIQUOR STORES				
5990	MISCELLANEOUS RETAILERS	14	30,839	27,732	1,663.89
RETL	TOT. RETAIL TRADE	21	76,564	65,846	3,974.58
6000	BANKS				
FIRE	TOT. FINANCE, INSURANCE AND REAL ESTATE				
7300	MISCELLANEOUS BUSINESS SERVICES				
8900	MISCELLANEOUS SERVICES				
SERV	TOT. SERVICES	5	3,289	2,879	174.52
TOT-	TOTAL FOR ALL INDUSTRIES IN THIS LOCATION	42	404,560	167,341	10,117.35
TEL-	INTERSTATE TELECOMMUNICATIONS	2	50	41	1.76

TAXATION AND REVENUE DEPARTMENT
STATE OF NEW MEXICO
COMBINED REVENUE SYSTEM* MONTHLY *
* EDITED *

ANALYSIS OF GROSS RECEIPTS TAX BY STANDARD INDUSTRIAL CLASSIFICATION

BUSINESS ACTIVITY REPORTED IN OCTOBER, 1999

LOCATION : 31-208

MOSQUERO

SIC CODE		NO. TAX RETURNS	TOTAL REPORTED GROSS RECEIPTS	TAXABLE GROSS RECEIPTS	REPORTED TAX DUE
1500 CONS	GENERAL BUILDING CONTRACTORS TOT. CONTRACT CONSTRUCTION				
4810 TCU-	TELEPHONE AND TELEGRAPH COMMUNICATIONS TOT. TRANSPORTATION, COMMUNICATIONS AND UTILITIES				
5800	EATING AND DRINKING PLACES	17	23,878	23,878	1,298.37
5813	LIQUOR DISPENSERS - BY THE DRINK	5	23,083	23,083	1,255.12
5990	MISCELLANEOUS RETAILERS	3	602	602	30.53
RETL	TOT. RETAIL TRADE	25	47,563	47,563	2,584.02
6510 FIRE	REAL EST. OPER-LESR-AGT., ETC., AND TITLE ABSTRACT TOT. FINANCE, INSURANCE AND REAL ESTATE				
7200	PERSONAL SERVICES				
7300	MISCELLANEOUS BUSINESS SERVICES				
7500	AUTOMOBILE RENTAL, REPAIR AND OTHER SERVICES				
8900	MISCELLANEOUS SERVICES	3	1,441	1,441	78.36
SERV	TOT. SERVICES	6	3,793	3,700	201.20
TOT-	TOTAL FOR ALL INDUSTRIES IN THIS LOCATION	34	60,455	59,012	3,206.56

* MONTHLY *
* EDITED *

ANALYSIS OF GROSS RECEIPTS TAX BY STANDARD INDUSTRIAL CLASSIFICATION

BUSINESS ACTIVITY REPORTED IN OCTOBER, 1999

LOCATION : 31-031 RMDR HARDING CNTY

SIC CODE		NO. TAX RETURNS	TOTAL REPORTED GROSS RECEIPTS	TAXABLE GROSS RECEIPTS	REPORTED TAX DUE
0100	AGRICULTURAL PRODUCTION				
0700	AGRICULTURAL SERVICES				
AGRI	TOT. AGRICULTURE				
1500	GENERAL BUILDING CONTRACTORS				
1700	SPECIAL TRADE CONTRACTORS				
CONS	TOT. CONTRACT CONSTRUCTION				
2900	PETROLEUM REFINING AND RELATED INDUSTRIES				
MFG-	TOT. MANUFACTURING				
4100	LOCAL AND HIGHWAY PASSENGER TRANSPORTATION				
4200	MOTOR FREIGHT TRANS., WAREHOUSING, TRANS. SERVICES				
4810	TELEPHONE AND TELEGRAPH COMMUNICATIONS	5	13,488	12,581	660.23
4900	ELECTRIC WATER AND SANITARY SERVICE UTILITIES				
TCU-	TOT. TRANSPORTATION, COMMUNICATIONS AND UTILITIES	8	58,183	57,010	2,992.79
5070	HARDWARE, PLUMBING AND HEATING EQUIP. AND SUPPLIES				
5090	MISCELLANEOUS WHOLESALE				
5092	PETROLEUM AND PETROLEUM PRODUCTS				
WHSL	TOT. WHOLESALE TRADE	7	70,861	8,197	430.34
5300	GENERAL MERCHANDISE, EXCEPT DEPARTMENT STORES				
5990	MISCELLANEOUS RETAILERS				
RETL	TOT. RETAIL TRADE	6	4,075	4,075	212.65
7300	MISCELLANEOUS BUSINESS SERVICES				
8900	MISCELLANEOUS SERVICES				
SERV	TOT. SERVICES	6	3,269	3,241	170.13
TOT-	TOTAL FOR ALL INDUSTRIES IN THIS LOCATION	32	181,980	118,115	6,199.50
TEL-	INTERSTATE TELECOMMUNICATIONS	1	33	33	1.42

* MONTHLY *

ANALYSIS OF GROSS RECEIPTS TAX BY STANDARD INDUSTRIAL CLASSIFICATION

* EDITED *

BUSINESS ACTIVITY REPORTED IN OCTOBER, 1999

LOCATION : 23-110

LORDSBURG

SIC CODE		NO. TAX RETURNS	TOTAL REPORTED GROSS RECEIPTS	TAXABLE GROSS RECEIPTS	REPORTED TAX DUE
1500	GENERAL BUILDING CONTRACTORS	7	43,165	42,940	2,656.90
1700	SPECIAL TRADE CONTRACTORS	6	55,658	29,063	1,798.25
CONS	TOT. CONTRACT CONSTRUCTION	13	98,823	72,002	4,455.15
2700	PRINTING AND PUBLISHING	3	16,677	16,677	1,031.87
3600	ELECTRICAL MACHINERY, EQUIPMENT AND SUPPLIES				
3700	TRANSPORTATION EQUIPMENT				
3900	MISCELLANEOUS MANUFACTURING	3	2,470	1,213	75.08
MFG-	TOT. MANUFACTURING	9	34,091	22,382	1,384.90
4100	LOCAL AND HIGHWAY PASSENGER TRANSPORTATION				
4810	TELEPHONE AND TELEGRAPH COMMUNICATIONS	15	240,047	157,777	9,758.09
4900	ELECTRIC WATER AND SANITARY SERVICE UTILITIES				
4920	GAS UTILITIES				
TCU-	TOT. TRANSPORTATION, COMMUNICATIONS AND UTILITIES	18	420,778	303,196	18,749.50
5080	MACHINERY, EQUIPMENT AND SUPPLIES				
5090	MISCELLANEOUS WHOLESALERS	10	59,533	10,271	635.50
5092	PETROLEUM AND PETROLEUM PRODUCTS				
WHSL	TOT. WHOLESALE TRADE	13	421,349	45,050	2,787.46
5200	BUILDING MATERIALS	3	51,906	44,354	2,744.37
5251	HARDWARE STORES				
5300	GENERAL MERCHANDISE, EXCEPT DEPARTMENT STORES	5	17,888	17,888	1,106.81
5310	DEPARTMENT STORES				
5400	RETAIL FOOD STORES	7	595,460	514,184	31,815.14
5510	MOTOR VEHICLE DEALERS	3	77,462	65,189	4,033.59
5540	GASOLINE SERVICE STATIONS	3	1,120,407	209,537	12,965.10
5599	MISCELLANEOUS VEHICLE AND AUTO ACCESSORY DEALERS				
5600	APPAREL AND ACCESSORY STORES				
5700	FURNITURE, HOME FURNISHINGS AND APPLIANCE STORES	3	21,471	21,471	1,328.51
5800	EATING AND DRINKING PLACES	11	608,973	606,126	37,504.02
5813	LIQUOR DISPENSERS - BY THE DRINK				
5910	DRUG AND PROPRIETARY STORES				
5920	PACKAGE LIQUOR STORES	3	130,118	118,283	7,318.74
5990	MISCELLANEOUS RETAILERS	37	103,839	83,815	5,109.70
RETL	TOT. RETAIL TRADE	85	3,130,632	1,794,991	110,988.69
6000	BANKS				
6100	CREDIT AGENCIES, EXCEPT BANKS AND S-AND-L ASSOC.				
6300	INSURANCE AGENTS, CARRIERS, BROKERS AND SERVICES				
6510	REAL EST. OPER-LESR-AGT., ETC., AND TITLE ABSTRACT				

* MONTHLY *

* EDITED *

ANALYSIS OF GROSS RECEIPTS TAX BY STANDARD INDUSTRIAL CLASSIFICATION

BUSINESS ACTIVITY REPORTED IN OCTOBER, 1999

LOCATION : 23-110

LORDSBURG

SIC CODE		NO. TAX RETURNS	TOTAL REPORTED GROSS RECEIPTS	TAXABLE GROSS RECEIPTS	REPORTED TAX DUE
6700	HOLDING AND OTHER INVESTMENT COMPANIES				
FIRE	TOT. FINANCE, INSURANCE AND REAL ESTATE				
7000	HOTELS, MOTELS, TRAILER PARKS AND OTHER LODGING	8	190,831	185,627	11,485.66
7200	PERSONAL SERVICES	7	18,582	18,582	1,149.75
7300	MISCELLANEOUS BUSINESS SERVICES	6	7,831	7,831	484.54
7500	AUTOMOBILE RENTAL, REPAIR AND OTHER SERVICES	7	91,656	45,716	2,828.67
7600	MISCELLANEOUS REPAIR SERVICES				
7900	AMUSEMENT AND RECREATION SERVICES				
8010	PHYSICIANS, DENTISTS AND OTHERS				
8060	HOSPITALS AND OTHER HEALTH SERVICES				
8900	MISCELLANEOUS SERVICES	20	47,990	47,990	2,965.64
SERV	TOT. SERVICES	54	374,437	323,292	20,000.01
9393	LOCAL GOVERNMENT - MUNICIPALITIES				
GOVT	TOT. GOVERNMENT				
TOT-	TOTAL FOR ALL INDUSTRIES IN THIS LOCATION	200	4,557,762	2,624,091	162,274.83
TEL-	INTERSTATE TELECOMMUNICATIONS	5	1,049	1,041	44.25

* MONTHLY *

* EDITED *

ANALYSIS OF GROSS RECEIPTS TAX BY STANDARD INDUSTRIAL CLASSIFICATION

BUSINESS ACTIVITY REPORTED IN OCTOBER, 1999

LOCATION : 23-209

VIRDEN

SIC CODE		NO. TAX RETURNS	TOTAL REPORTED GROSS RECEIPTS	TAXABLE GROSS RECEIPTS	REPORTED TAX DUE
1700	SPECIAL TRADE CONTRACTORS				
CONS	TOT. CONTRACT CONSTRUCTION				
4810	TELEPHONE AND TELEGRAPH COMMUNICATIONS				
4900	ELECTRIC WATER AND SANITARY SERVICE UTILITIES				
TCU-	TOT. TRANSPORTATION, COMMUNICATIONS AND UTILITIES				
8900	MISCELLANEOUS SERVICES				
SERV	TOT. SERVICES				
TOT-	TOTAL FOR ALL INDUSTRIES IN THIS LOCATION	6	12,153	8,974	493.43
TEL-	INTERSTATE TELECOMMUNICATIONS	1	30	30	1.28

* MONTHLY *

ANALYSIS OF GROSS RECEIPTS TAX BY STANDARD INDUSTRIAL CLASSIFICATION

* EDITED *

BUSINESS ACTIVITY REPORTED IN OCTOBER, 1999

LOCATION : 23-023 RMDR HIDALGO CNTY

SIC CODE		NO. TAX RETURNS	TOTAL REPORTED GROSS RECEIPTS	TAXABLE GROSS RECEIPTS	REPORTED TAX DUE
0700	AGRICULTURAL SERVICES				
AGRI	TOT. AGRICULTURE				
1094	URANIUM				
MINE	TOT. MINING				
1500	GENERAL BUILDING CONTRACTORS	13	125,726	118,322	6,277.79
1610	HIGHWAY CONTRACTORS				
1620	NON-BUILDING HEAVY CONTRACTORS, EXCEPT HIGHWAY				
1700	SPECIAL TRADE CONTRACTORS	8	95,026	92,910	4,993.89
CONS	TOT. CONTRACT CONSTRUCTION	24	472,248	448,836	24,042.94
4100	LOCAL AND HIGHWAY PASSENGER TRANSPORTATION				
4810	TELEPHONE AND TELEGRAPH COMMUNICATIONS	11	66,269	45,745	2,455.00
4830	RADIO AND TELEVISION BROADCASTING				
4900	ELECTRIC WATER AND SANITARY SERVICE UTILITIES	4	532,054	515,701	27,718.93
4920	GAS UTILITIES				
TCU-	TOT. TRANSPORTATION, COMMUNICATIONS AND UTILITIES	19	622,799	584,762	31,427.17
5080	MACHINERY, EQUIPMENT AND SUPPLIES				
5090	MISCELLANEOUS WHOLESALERS	8	1,079,012	79,354	4,265.27
5092	PETROLEUM AND PETROLEUM PRODUCTS				
WHSL	TOT. WHOLESALE TRADE	13	1,129,786	130,127	6,994.34
5200	BUILDING MATERIALS				
5252	FARM EQUIPMENT DEALERS				
5300	GENERAL MERCHANDISE, EXCEPT DEPARTMENT STORES	5	119,658	101,128	5,435.64
5310	DEPARTMENT STORES				
5400	RETAIL FOOD STORES				
5599	MISCELLANEOUS VEHICLE AND AUTO ACCESSORY DEALERS				
5800	EATING AND DRINKING PLACES				
5813	LIQUOR DISPENSERS - BY THE DRINK				
5920	PACKAGE LIQUOR STORES	3	9,639	9,639	518.11
5990	MISCELLANEOUS RETAILERS	25	72,573	65,964	3,539.56
RETL	TOT. RETAIL TRADE	43	1,305,089	405,529	21,791.19
6510	REAL EST. OPER-LESR-AGT., ETC., AND TITLE ABSTRACT				
FIRE	TOT. FINANCE, INSURANCE AND REAL ESTATE				
7000	HOTELS, MOTELS, TRAILER PARKS AND OTHER LODGING				
7200	PERSONAL SERVICES	5	8,956	8,956	481.39
7300	MISCELLANEOUS BUSINESS SERVICES	4	6,969	6,969	374.57
7500	AUTOMOBILE RENTAL, REPAIR AND OTHER SERVICES	3	34,932	30,122	1,619.05

* MONTHLY *

ANALYSIS OF GROSS RECEIPTS TAX BY STANDARD INDUSTRIAL CLASSIFICATION

* EDITED *

BUSINESS ACTIVITY REPORTED IN OCTOBER, 1999

LOCATION : 23-023 RMDR HIDALGO CNTY

SIC CODE		NO. TAX RETURNS	TOTAL REPORTED GROSS RECEIPTS	TAXABLE GROSS RECEIPTS	REPORTED TAX DUE
7800	MISCELLANEOUS REPAIR SERVICES				
7900	AMUSEMENT AND RECREATION SERVICES				
8010	PHYSICIANS, DENTISTS AND OTHERS	7	14,307	13,484	724.77
8900	MISCELLANEOUS SERVICES	18	448,645	444,842	23,908.48
SERV	TOT. SERVICES	40	522,030	512,594	27,550.11
TOT-	TOTAL FOR ALL INDUSTRIES IN THIS LOCATION	144	4,119,725	2,088,377	112,156.73
TEL-	INTERSTATE TELECOMMUNICATIONS	7	331	331	14.09

* MONTHLY *
* EDITED *

ANALYSIS OF GROSS RECEIPTS TAX BY STANDARD INDUSTRIAL CLASSIFICATION

BUSINESS ACTIVITY REPORTED IN OCTOBER, 1999

LOCATION : 06-111

HOBBS

SIC CODE		NO. TAX RETURNS	TOTAL REPORTED GROSS RECEIPTS	TAXABLE GROSS RECEIPTS	REPORTED TAX DUE
0100	AGRICULTURAL PRODUCTION				
0700	AGRICULTURAL SERVICES				
AGRI	TOT. AGRICULTURE				
1389	OIL AND GAS FIELD SERVICES, EXCEPT DRILLING	61	7,308,747	7,053,820	423,229.18
MINE	TOT. MINING	61	7,308,747	7,053,820	423,229.18
1500	GENERAL BUILDING CONTRACTORS	54	1,465,599	1,293,194	77,591.68
1610	HIGHWAY CONTRACTORS				
1620	NON-BUILDING HEAVY CONTRACTORS, EXCEPT HIGHWAY				
1700	SPECIAL TRADE CONTRACTORS	87	1,427,912	1,121,574	67,294.43
CONS	TOT. CONTRACT CONSTRUCTION	144	3,318,565	2,830,284	169,817.05
2000	FOOD AND KINDRED PRODUCTS, EXCEPT MEAT PRODUCTS				
2400	LUMBER, WOOD AND PAPER PRODUCTS	6	51,016	13,489	809.34
2700	PRINTING AND PUBLISHING	5	335,656	217,230	13,033.83
2900	PETROLEUM REFINING AND RELATED INDUSTRIES				
3200	STONE, CLAY, GLASS, AND CONCRETE PRODUCTS				
3400	PRIMARY METAL INDUST., FABRICATED METAL PRODUCTS	8	196,976	171,555	10,293.28
3500	MACHINERY, EXCEPT ELECTRICAL				
3600	ELECTRICAL MACHINERY, EQUIPMENT AND SUPPLIES				
3670	ELECTRONIC COMPONENTS AND ACCESSORIES				
3700	TRANSPORTATION EQUIPMENT				
3800	PROF., SCIENTIF., OPTIC., OTHER PRECIS. INSTRUMTS.				
3900	MISCELLANEOUS MANUFACTURING	18	333,012	82,772	4,966.34
MFG-	TOT. MANUFACTURING	48	2,195,367	665,699	39,941.95
4100	LOCAL AND HIGHWAY PASSENGER TRANSPORTATION	5	390,108	138,830	8,329.81
4200	MOTOR FREIGHT TRANS., WAREHOUSING, TRANS. SERVICES	3	7,214	7,214	432.86
4810	TELEPHONE AND TELEGRAPH COMMUNICATIONS	19	296,789	296,662	17,798.98
4830	RADIO AND TELEVISION BROADCASTING	3	124,700	109,197	6,551.81
4900	ELECTRIC WATER AND SANITARY SERVICE UTILITIES				
4920	GAS UTILITIES				
TCU-	TOT. TRANSPORTATION, COMMUNICATIONS AND UTILITIES	33	2,757,462	2,347,560	140,852.83
5010	MOTOR VEHICLES AND AUTOMOTIVE EQUIPMENT				
5020	DRUGS, CHEMICALS AND ALLIED PRODUCTS	6	276,855	213,343	12,800.58
5040	GROCERIES AND RELATED PRODUCTS	6	217,321	83,290	4,997.38
5060	ELECTRICAL GOODS AND HOUSEHOLD APPLIANCES				
5070	HARDWARE, PLUMBING AND HEATING EQUIP. AND SUPPLIES	5	348,230	190,648	11,438.91
5080	MACHINERY, EQUIPMENT AND SUPPLIES	18	627,453	356,861	21,411.67
5090	MISCELLANEOUS WHOLESALERS	54	1,281,130	319,198	19,151.91
5092	PETROLEUM AND PETROLEUM PRODUCTS	11	788,686	648,930	38,935.79
WHSL	TOT. WHOLESALE TRADE	105	4,135,915	1,910,204	114,612.27

* MONTHLY *

ANALYSIS OF GROSS RECEIPTS TAX BY STANDARD INDUSTRIAL CLASSIFICATION

* EDITED *

BUSINESS ACTIVITY REPORTED IN OCTOBER, 1999

LOCATION : 06-111

HOBBS

SIC CODE		NO. TAX RETURNS	TOTAL REPORTED GROSS RECEIPTS	TAXABLE GROSS RECEIPTS	REPORTED TAX DUE
5200	BUILDING MATERIALS	6	727,543	528,030	31,681.78
5251	HARDWARE STORES	4	260,923	131,943	7,916.58
5300	GENERAL MERCHANDISE, EXCEPT DEPARTMENT STORES	6	137,462	132,587	7,955.20
5310	DEPARTMENT STORES	4	1,211,159	1,104,872	66,292.30
5400	RETAIL FOOD STORES	18	4,273,174	3,508,367	210,502.05
5510	MOTOR VEHICLE DEALERS	8	682,571	523,545	31,412.69
5540	GASOLINE SERVICE STATIONS	10	366,981	355,367	21,322.00
5599	MISCELLANEOUS VEHICLE AND AUTO ACCESSORY DEALERS	10	1,622,651	1,145,429	68,725.74
5600	APPAREL AND ACCESSORY STORES	22	705,178	690,227	41,413.64
5700	FURNITURE, HOME FURNISHINGS AND APPLIANCE STORES	8	278,929	254,610	15,276.62
5800	EATING AND DRINKING PLACES	59	2,162,661	2,130,552	127,833.07
5813	LIQUOR DISPENSERS - BY THE DRINK	15	274,105	269,202	16,152.10
5910	DRUG AND PROPRIETARY STORES	4	938,056	317,189	19,031.31
5920	PACKAGE LIQUOR STORES	4	659,861	587,735	35,264.08
5990	MISCELLANEOUS RETAILERS	221	8,060,972	6,610,080	396,596.03
RETL	TOT. RETAIL TRADE	399	22,362,225	18,289,734	1,097,375.19
6000	BANKS	7	418,827	339,400	20,364.02
6100	CREDIT AGENCIES, EXCEPT BANKS AND S-AND-L ASSOC.				
6200	SECUTY. AND COMDTY. BROKERS, DELRS., EXCGS., SERV.	3	18,558	18,558	1,113.50
6300	INSURANCE AGENTS, CARRIERS, BROKERS AND SERVICES	6	41,342	38,380	2,302.82
6510	REAL EST. OPER-LESR-AGT., ETC., AND TITLE ABSTRACT	15	181,741	181,461	10,887.66
6700	HOLDING AND OTHER INVESTMENT COMPANIES				
FIRE	TOT. FINANCE, INSURANCE AND REAL ESTATE	36	700,309	607,558	36,453.47
7000	HOTELS, MOTELS, TRAILER PARKS AND OTHER LODGING	16	294,445	293,694	17,621.63
7200	PERSONAL SERVICES	54	410,052	395,011	23,700.70
7300	MISCELLANEOUS BUSINESS SERVICES	40	1,381,615	1,205,129	72,307.71
7391	COMMERCIAL RESEARCH AND DEVELOPMENT LABORATORIES				
7500	AUTOMOBILE RENTAL, REPAIR AND OTHER SERVICES	52	925,432	823,346	49,400.77
7800	MISCELLANEOUS REPAIR SERVICES	29	1,167,300	850,211	51,012.65
7800	MOTION PICTURE THEATERS AND PRODUCTION				
7900	AMUSEMENT AND RECREATION SERVICES	5	43,568	42,710	2,562.57
8010	PHYSICIANS, DENTISTS AND OTHERS	57	1,299,288	1,208,038	72,482.26
8060	HOSPITALS AND OTHER HEALTH SERVICES	7	135,779	128,741	7,724.45
8100	LEGAL SERVICES	17	434,272	432,636	25,958.16
8200	EDUCATIONAL SERVICES				
8600	NONPROFIT MEMBERSHIP ORGANIZATIONS				
8900	MISCELLANEOUS SERVICES	277	5,601,695	4,829,884	289,793.03
8910	ENGINEERING AND ARCHITECTURAL SERVICES	4	37,240	36,084	2,165.04
SERV	TOT. SERVICES	562	11,821,802	10,331,287	619,877.29
9999	NONCLASSIFIABLE ESTABLISHMENTS - (SERVICES)				

TAXATION AND REVENUE DEPARTMENT
STATE OF NEW MEXICO
COMBINED REVENUE SYSTEM
ANALYSIS OF GROSS RECEIPTS TAX BY STANDARD INDUSTRIAL CLASSIFICATION

* MONTHLY *
* EDITED *

BUSINESS ACTIVITY REPORTED IN OCTOBER, 1999

LOCATION : 06-111 HOBBS

SIC CODE		NO. TAX RETURNS	TOTAL REPORTED GROSS RECEIPTS	TAXABLE GROSS RECEIPTS	REPORTED TAX DUE
TOT-	TOTAL FOR ALL INDUSTRIES IN THIS LOCATION	1,395	54,702,370	44,133,729	2,648,014.23
TEL-	INTERSTATE TELECOMMUNICATIONS	17	35,361	35,352	1,502.46

* MONTHLY *
* EDITED *

ANALYSIS OF GROSS RECEIPTS TAX BY STANDARD INDUSTRIAL CLASSIFICATION

BUSINESS ACTIVITY REPORTED IN OCTOBER, 1999

LOCATION : 06-157 HOBBS INDUSTRIAL PK

SIC CODE		NO. TAX RETURNS	TOTAL REPORTED GROSS RECEIPTS	TAXABLE GROSS RECEIPTS	REPORTED TAX DUE
7500 SERV	AUTOMOBILE RENTAL, REPAIR AND OTHER SERVICES TOT. SERVICES				
TOT-	TOTAL FOR ALL INDUSTRIES IN THIS LOCATION	1	3,426	930	48.84

* MONTHLY *

ANALYSIS OF GROSS RECEIPTS TAX BY STANDARD INDUSTRIAL CLASSIFICATION

* EDITED *

BUSINESS ACTIVITY REPORTED IN OCTOBER, 1999

LOCATION : 06-158 LOVINGTON INDUSTR PK

SIC CODE		NO. TAX RETURNS	TOTAL REPORTED GROSS RECEIPTS	TAXABLE GROSS RECEIPTS	REPORTED TAX DUE
1700 CONS	SPECIAL TRADE CONTRACTORS TOT. CONTRACT CONSTRUCTION				
2900 MFG-	PETROLEUM REFINING AND RELATED INDUSTRIES TOT. MANUFACTURING				
4810 4900 TCU-	TELEPHONE AND TELEGRAPH COMMUNICATIONS ELECTRIC WATER AND SANITARY SERVICE UTILITIES TOT. TRANSPORTATION, COMMUNICATIONS AND UTILITIES	3	189,372	183,280	9,622.17
5813 5990 RETL	LIQUOR DISPENSERS - BY THE DRINK MISCELLANEOUS RETAILERS TOT. RETAIL TRADE				
8900 SERV	MISCELLANEOUS SERVICES TOT. SERVICES				
TOT-	TOTAL FOR ALL INDUSTRIES IN THIS LOCATION	8	458,883	360,555	18,929.15
TEL-	INTERSTATE TELECOMMUNICATIONS	1	157	157	6.67

STATE OF NEW MEXICO
COMBINED REVENUE SYSTEMRUN DATE: 11/09/99
RUN NUMBER: 499.00* MONTHLY *
* EDITED *

ANALYSIS OF GROSS RECEIPTS TAX BY STANDARD INDUSTRIAL CLASSIFICATION

BUSINESS ACTIVITY REPORTED IN OCTOBER, 1999

LOCATION : 06-210

EUNICE

SIC CODE		NO. TAX RETURNS	TOTAL REPORTED GROSS RECEIPTS	TAXABLE GROSS RECEIPTS	REPORTED TAX DUE
0700	AGRICULTURAL SERVICES				
AGRI	TOT. AGRICULTURE				
1389	OIL AND GAS FIELD SERVICES, EXCEPT DRILLING	14	1,220,924	1,186,159	73,393.58
MINE	TOT. MINING	14	1,220,924	1,186,159	73,393.58
1500	GENERAL BUILDING CONTRACTORS	12	179,819	177,401	10,976.71
1700	SPECIAL TRADE CONTRACTORS	8	19,950	19,140	1,184.27
CONS	TOT. CONTRACT CONSTRUCTION	20	199,769	196,541	12,160.98
2010	MEAT PACKING AND OTHER MEAT PRODUCTS				
3400	PRIMARY METAL INDUST., FABRICATED METAL PRODUCTS				
3600	ELECTRICAL MACHINERY, EQUIPMENT AND SUPPLIES				
3900	MISCELLANEOUS MANUFACTURING				
MFG-	TOT. MANUFACTURING	5	28,257	26,713	1,652.87
4810	TELEPHONE AND TELEGRAPH COMMUNICATIONS	8	26,209	26,209	1,617.05
4900	ELECTRIC WATER AND SANITARY SERVICE UTILITIES				
4920	GAS UTILITIES				
TCU-	TOT. TRANSPORTATION, COMMUNICATIONS AND UTILITIES	11	164,733	147,749	9,137.30
5040	GROCERIES AND RELATED PRODUCTS				
5080	MACHINERY, EQUIPMENT AND SUPPLIES				
5090	MISCELLANEOUS WHOLESALE	9	123,204	100,949	6,246.21
5092	PETROLEUM AND PETROLEUM PRODUCTS				
WHSL	TOT. WHOLESALE TRADE	13	277,347	254,463	15,744.86
5200	BUILDING MATERIALS				
5300	GENERAL MERCHANDISE, EXCEPT DEPARTMENT STORES	4	77,819	49,550	3,065.90
5310	DEPARTMENT STORES				
5400	RETAIL FOOD STORES				
5599	MISCELLANEOUS VEHICLE AND AUTO ACCESSORY DEALERS	3	92,999	81,049	5,014.89
5800	EATING AND DRINKING PLACES	5	52,576	52,576	3,253.13
5813	LIQUOR DISPENSERS - BY THE DRINK				
5990	MISCELLANEOUS RETAILERS	22	132,414	128,773	7,955.50
RETL	TOT. RETAIL TRADE	39	633,294	566,308	35,028.00
6000	BANKS				
6510	REAL EST. OPER-LESER-AGT., ETC., AND TITLE ABSTRACT				
FIRE	TOT. FINANCE, INSURANCE AND REAL ESTATE				
7200	PERSONAL SERVICES	7	11,339	9,687	599.38
7300	MISCELLANEOUS BUSINESS SERVICES	4	129,757	129,030	7,983.73
7500	AUTOMOBILE RENTAL, REPAIR AND OTHER SERVICES				

TAXATION AND REVENUE DEPARTMENT
STATE OF NEW MEXICO
COMBINED REVENUE SYSTEM* MONTHLY *
* EDITED *

ANALYSIS OF GROSS RECEIPTS TAX BY STANDARD INDUSTRIAL CLASSIFICATION

BUSINESS ACTIVITY REPORTED IN OCTOBER, 1999

LOCATION : 06-210

EUNICE

SIC CODE		NO. TAX RETURNS	TOTAL REPORTED GROSS RECEIPTS	TAXABLE GROSS RECEIPTS	REPORTED TAX DUE
7600	MISCELLANEOUS REPAIR SERVICES				
8900	MISCELLANEOUS SERVICES	34	145,434	141,349	8,745.94
SERV	TOT. SERVICES	49	352,591	344,308	21,304.06
TOT-	TOTAL FOR ALL INDUSTRIES IN THIS LOCATION	155	2,894,196	2,738,135	169,405.08
TEL-	INTERSTATE TELECOMMUNICATIONS	8	4,019	4,019	170.80

TAXATION AND REVENUE DEPARTMENT
STATE OF NEW MEXICO
COMBINED REVENUE SYSTEM
ANALYSIS OF GROSS RECEIPTS TAX BY STANDARD INDUSTRIAL CLASSIFICATION

PAGE 197
RUN DATE: 11/09/99
RUN NUMBER: 499.00

* MONTHLY *
* EDITED *

BUSINESS ACTIVITY REPORTED IN OCTOBER, 1999

LOCATION : 06-306

JAL

SIC CODE		NO. TAX RETURNS	TOTAL REPORTED GROSS RECEIPTS	TAXABLE GROSS RECEIPTS	REPORTED TAX DUE
1381	OIL AND GAS WELL DRILLING				
1389	OIL AND GAS FIELD SERVICES, EXCEPT DRILLING				
MINE	TOT. MINING	5	234,559	234,559	14,513.31
1500	GENERAL BUILDING CONTRACTORS	3	7,668	7,668	474.45
1700	SPECIAL TRADE CONTRACTORS	6	16,207	16,207	1,002.82
CONS	TOT. CONTRACT CONSTRUCTION	9	23,875	23,875	1,477.27
2700	PRINTING AND PUBLISHING				
3600	ELECTRICAL MACHINERY, EQUIPMENT AND SUPPLIES				
MFG-	TOT. MANUFACTURING				
4810	TELEPHONE AND TELEGRAPH COMMUNICATIONS	7	7,578	7,578	468.90
4900	ELECTRIC WATER AND SANITARY SERVICE UTILITIES				
4920	GAS UTILITIES				
TCU-	TOT. TRANSPORTATION, COMMUNICATIONS AND UTILITIES	11	108,917	96,287	5,957.72
5020	DRUGS, CHEMICALS AND ALLIED PRODUCTS				
5080	MACHINERY, EQUIPMENT AND SUPPLIES				
5090	MISCELLANEOUS WHOLESALERS	5	15,160	12,564	777.38
WHSL	TOT. WHOLESALE TRADE	8	71,324	68,728	4,252.51
5300	GENERAL MERCHANDISE, EXCEPT DEPARTMENT STORES	4	6,648	4,663	288.53
5400	RETAIL FOOD STORES				
5540	GASOLINE SERVICE STATIONS				
5599	MISCELLANEOUS VEHICLE AND AUTO ACCESSORY DEALERS				
5800	EATING AND DRINKING PLACES	3	22,800	22,800	1,410.76
5813	LIQUOR DISPENSERS - BY THE DRINK				
5990	MISCELLANEOUS RETAILERS	17	15,240	12,257	750.26
RETL	TOT. RETAIL TRADE	29	376,976	346,464	21,429.29
6000	BANKS				
FIRE	TOT. FINANCE, INSURANCE AND REAL ESTATE				
7200	PERSONAL SERVICES	7	6,403	6,403	396.21
7300	MISCELLANEOUS BUSINESS SERVICES				
7500	AUTOMOBILE RENTAL, REPAIR AND OTHER SERVICES				
7600	MISCELLANEOUS REPAIR SERVICES	5	7,497	7,497	463.88
7900	AMUSEMENT AND RECREATION SERVICES				
8010	PHYSICIANS, DENTISTS AND OTHERS				
8900	MISCELLANEOUS SERVICES	11	32,314	28,883	1,787.13
SERV	TOT. SERVICES	28	67,327	58,146	3,597.75

TAXATION AND REVENUE DEPARTMENT
STATE OF NEW MEXICO
COMBINED REVENUE SYSTEM* MONTHLY *
* EDITED *

ANALYSIS OF GROSS RECEIPTS TAX BY STANDARD INDUSTRIAL CLASSIFICATION

BUSINESS ACTIVITY REPORTED IN OCTOBER, 1999

LOCATION : 06-306

JAL

SIC CODE		NO. TAX RETURNS	TOTAL REPORTED GROSS RECEIPTS	TAXABLE GROSS RECEIPTS	REPORTED TAX DUE
TOT-	TOTAL FOR ALL INDUSTRIES IN THIS LOCATION	94	902,662	845,203	52,288.74
TEL-	INTERSTATE TELECOMMUNICATIONS	7	1,223	1,223	51.95

* MONTHLY *

ANALYSIS OF GROSS RECEIPTS TAX BY STANDARD INDUSTRIAL CLASSIFICATION

* EDITED *

BUSINESS ACTIVITY REPORTED IN OCTOBER, 1999

LOCATION : 06-405

LOVINGTON

SIC CODE		NO. TAX RETURNS	TOTAL REPORTED GROSS RECEIPTS	TAXABLE GROSS RECEIPTS	REPORTED TAX DUE
0700 AGRI	AGRICULTURAL SERVICES TOT. AGRICULTURE				
1389 MINE	OIL AND GAS FIELD SERVICES, EXCEPT DRILLING TOT. MINING	26 26	685,077 685,077	525,464 525,464	32,184.68 32,184.68
1500 1700 CONS	GENERAL BUILDING CONTRACTORS SPECIAL TRADE CONTRACTORS TOT. CONTRACT CONSTRUCTION	14 25 39	386,730 458,890 845,620	330,232 374,461 704,693	20,226.69 22,935.74 43,162.43
2000 2400 2700 3600 3700 3900 MFG-	FOOD AND KINDRED PRODUCTS, EXCEPT MEAT PRODUCTS LUMBER, WOOD AND PAPER PRODUCTS PRINTING AND PUBLISHING ELECTRICAL MACHINERY, EQUIPMENT AND SUPPLIES TRANSPORTATION EQUIPMENT MISCELLANEOUS MANUFACTURING TOT. MANUFACTURING	 4 3 5 16	 79,901 4,672 647,850 742,627	 35,759 4,672 25,452 69,134	 2,190.24 286.16 1,558.96 4,234.44
4100 4200 4810 4830 4900 4920 TCU-	LOCAL AND HIGHWAY PASSENGER TRANSPORTATION MOTOR FREIGHT TRANS., WAREHOUSING, TRANS. SERVICES TELEPHONE AND TELEGRAPH COMMUNICATIONS RADIO AND TELEVISION BROADCASTING ELECTRIC WATER AND SANITARY SERVICE UTILITIES GAS UTILITIES TOT. TRANSPORTATION, COMMUNICATIONS AND UTILITIES	 11 18	 163,746 708,408	 163,733 645,311	 10,028.65 39,525.26
5020 5040 5070 5080 5090 5092 WHSL	DRUGS, CHEMICALS AND ALLIED PRODUCTS GROCERIES AND RELATED PRODUCTS HARDWARE, PLUMBING AND HEATING EQUIP. AND SUPPLIES MACHINERY, EQUIPMENT AND SUPPLIES MISCELLANEOUS WHOLESALE PETROLEUM AND PETROLEUM PRODUCTS TOT. WHOLESALE TRADE	 6 25 3 37	 142,067 121,014 155,510 568,808	 138,160 83,275 110,851 475,044	 8,462.30 5,100.62 6,789.61 29,096.46
5200 5300 5400 5510 5540 5592 5599 5600 5700 5800	BUILDING MATERIALS GENERAL MERCHANDISE, EXCEPT DEPARTMENT STORES RETAIL FOOD STORES MOTOR VEHICLE DEALERS GASOLINE SERVICE STATIONS MOBILE HOME DEALERS MISCELLANEOUS VEHICLE AND AUTO ACCESSORY DEALERS APPAREL AND ACCESSORY STORES FURNITURE, HOME FURNISHINGS AND APPLIANCE STORES EATING AND DRINKING PLACES	 5 6 5 8 20	 243,961 1,208,766 217,211 113,692 424,818	 240,783 1,096,624 178,519 113,692 415,221	 14,747.97 67,168.21 10,934.31 6,963.65 25,432.28

* MONTHLY *

ANALYSIS OF GROSS RECEIPTS TAX BY STANDARD INDUSTRIAL CLASSIFICATION

* EDITED *

BUSINESS ACTIVITY REPORTED IN OCTOBER, 1999

LOCATION : 06-405

LOVINGTON

SIC CODE		NO. TAX RETURNS	TOTAL REPORTED GROSS RECEIPTS	TAXABLE GROSS RECEIPTS	REPORTED TAX DUE
5813	LIQUOR DISPENSERS - BY THE DRINK				
5910	DRUG AND PROPRIETARY STORES				
5920	PACKAGE LIQUOR STORES				
5990	MISCELLANEOUS RETAILERS	68	711,978	642,332	39,275.53
RETL	TOT. RETAIL TRADE	123	3,257,727	2,881,009	176,394.43
6000	BANKS	4	129,524	123,761	7,580.34
6100	CREDIT AGENCIES, EXCEPT BANKS AND S-AND-L ASSOC.				
6200	SECUTY. AND COMDTY. BROKERS, DELRS., EXCGS., SERV.				
6300	INSURANCE AGENTS, CARRIERS, BROKERS AND SERVICES				
6510	REAL EST. OPER-LESR-AGT., ETC., AND TITLE ABSTRACT	10	86,192	86,192	5,279.26
FIRE	TOT. FINANCE, INSURANCE AND REAL ESTATE	18	237,133	231,370	14,171.41
7000	HOTELS, MOTELS, TRAILER PARKS AND OTHER LODGING	5	18,727	18,727	1,147.03
7200	PERSONAL SERVICES	24	49,947	46,225	2,831.29
7300	MISCELLANEOUS BUSINESS SERVICES	10	88,082	88,068	5,394.17
7500	AUTOMOBILE RENTAL, REPAIR AND OTHER SERVICES	19	178,346	166,231	10,181.70
7600	MISCELLANEOUS REPAIR SERVICES	4	39,424	33,834	2,072.32
8010	PHYSICIANS, DENTISTS AND OTHERS	17	249,154	247,066	15,132.80
8060	HOSPITALS AND OTHER HEALTH SERVICES				
8100	LEGAL SERVICES	6	126,687	122,793	7,521.10
8200	EDUCATIONAL SERVICES	3	5,113	5,113	313.16
8600	NONPROFIT MEMBERSHIP ORGANIZATIONS				
8900	MISCELLANEOUS SERVICES	117	1,274,409	962,114	58,929.46
SERV	TOT. SERVICES	209	2,053,916	1,711,735	104,843.78
9999	NONCLASSIFIABLE ESTABLISHMENTS - (SERVICES)				
TOT-	TOTAL FOR ALL INDUSTRIES IN THIS LOCATION	490	9,177,974	7,322,416	448,430.66
TEL-	INTERSTATE TELECOMMUNICATIONS	14	8,669	8,669	368.45

* MONTHLY *
* EDITED *

ANALYSIS OF GROSS RECEIPTS TAX BY STANDARD INDUSTRIAL CLASSIFICATION

BUSINESS ACTIVITY REPORTED IN OCTOBER, 1999

LOCATION : 06-500

TATUM

SIC CODE		NO. TAX RETURNS	TOTAL REPORTED GROSS RECEIPTS	TAXABLE GROSS RECEIPTS	REPORTED TAX DUE
1389	OIL AND GAS FIELD SERVICES, EXCEPT DRILLING	3	139,906	139,906	8,306.93
MINE	TOT. MINING	3	139,906	139,906	8,306.93
1500	GENERAL BUILDING CONTRACTORS				
1700	SPECIAL TRADE CONTRACTORS				
CONS	TOT. CONTRACT CONSTRUCTION	4	12,628	12,628	749.81
3400	PRIMARY METAL INDUST., FABRICATED METAL PRODUCTS				
3900	MISCELLANEOUS MANUFACTURING				
MFG-	TOT. MANUFACTURING				
4810	TELEPHONE AND TELEGRAPH COMMUNICATIONS				
4900	ELECTRIC WATER AND SANITARY SERVICE UTILITIES				
4920	GAS UTILITIES				
TCU-	TOT. TRANSPORTATION, COMMUNICATIONS AND UTILITIES	10	76,401	69,221	4,108.88
5080	MACHINERY, EQUIPMENT AND SUPPLIES				
5090	MISCELLANEOUS WHOLESALERS				
WHSL	TOT. WHOLESALE TRADE	3	8,241	3,251	193.00
5251	HARDWARE STORES				
5300	GENERAL MERCHANDISE, EXCEPT DEPARTMENT STORES	4	4,847	4,847	287.79
5310	DEPARTMENT STORES				
5400	RETAIL FOOD STORES				
5600	APPAREL AND ACCESSORY STORES				
5800	EATING AND DRINKING PLACES	3	29,568	29,568	1,755.57
5990	MISCELLANEOUS RETAILERS	13	1,422	1,279	72.46
RETL	TOT. RETAIL TRADE	26	227,638	223,697	13,278.52
6000	BANKS				
FIRE	TOT. FINANCE, INSURANCE AND REAL ESTATE				
7000	HOTELS, MOTELS, TRAILER PARKS AND OTHER LODGING				
7300	MISCELLANEOUS BUSINESS SERVICES				
8900	MISCELLANEOUS SERVICES	6	6,581	6,581	390.77
SERV	TOT. SERVICES	10	10,128	10,128	601.35
TOT-	TOTAL FOR ALL INDUSTRIES IN THIS LOCATION	59	507,383	483,993	28,732.43
TEL-	INTERSTATE TELECOMMUNICATIONS	2	630	630	26.79

* MONTHLY *

ANALYSIS OF GROSS RECEIPTS TAX BY STANDARD INDUSTRIAL CLASSIFICATION

* EDITED *

BUSINESS ACTIVITY REPORTED IN OCTOBER, 1999

LOCATION : 06-006 RMDR LEA CNTY

SIC CODE		NO. TAX RETURNS	TOTAL REPORTED GROSS RECEIPTS	TAXABLE GROSS RECEIPTS	REPORTED TAX DUE
0100	AGRICULTURAL PRODUCTION	4	44,210	19,553	1,026.55
0700	AGRICULTURAL SERVICES	3	90,583	90,035	4,726.84
AGRI	TOT. AGRICULTURE	7	134,793	109,588	5,753.39
1310	CRUDE PETROL., NATURAL GAS, NATURAL GAS LIQUIDS	3	14,787	11,589	608.42
1381	OIL AND GAS WELL DRILLING	6	1,106,177	1,106,177	58,074.29
1389	OIL AND GAS FIELD SERVICES, EXCEPT DRILLING	50	4,633,772	4,460,930	234,198.83
MINE	TOT. MINING	59	5,754,736	5,578,696	292,881.54
1500	GENERAL BUILDING CONTRACTORS	11	372,168	323,853	17,002.26
1610	HIGHWAY CONTRACTORS				
1620	NON-BUILDING HEAVY CONTRACTORS, EXCEPT HIGHWAY				
1700	SPECIAL TRADE CONTRACTORS	43	1,131,746	1,083,202	56,868.12
CONS	TOT. CONTRACT CONSTRUCTION	58	2,661,246	1,996,000	104,790.02
2900	PETROLEUM REFINING AND RELATED INDUSTRIES				
3200	STONE, CLAY, GLASS, AND CONCRETE PRODUCTS				
3400	PRIMARY METAL INDUST., FABRICATED METAL PRODUCTS	3	17,398	39,584-	2,078.14-
3500	MACHINERY, EXCEPT ELECTRICAL				
3600	ELECTRICAL MACHINERY, EQUIPMENT AND SUPPLIES				
3900	MISCELLANEOUS MANUFACTURING				
MFG-	TOT. MANUFACTURING	11	832,136	754,929	39,633.80
4200	MOTOR FREIGHT TRANS., WAREHOUSING, TRANS. SERVICES	8	457,026	337,237	17,704.93
4500	AIR TRANSPORTATION				
4600	PIPELINE TRANSPORTATION				
4810	TELEPHONE AND TELEGRAPH COMMUNICATIONS	14	80,245	80,245	4,210.10
4830	RADIO AND TELEVISION BROADCASTING				
4900	ELECTRIC WATER AND SANITARY SERVICE UTILITIES	5	3,404,971	3,315,409	174,058.99
4920	GAS UTILITIES	3	367,733	205,663	10,797.28
TCU-	TOT. TRANSPORTATION, COMMUNICATIONS AND UTILITIES	34	4,230,661	3,857,548	202,518.48
5010	MOTOR VEHICLES AND AUTOMOTIVE EQUIPMENT				
5020	DRUGS, CHEMICALS AND ALLIED PRODUCTS	3	363,015	346,490	18,190.72
5060	ELECTRICAL GOODS AND HOUSEHOLD APPLIANCES				
5080	MACHINERY, EQUIPMENT AND SUPPLIES				
5090	MISCELLANEOUS WHOLESALERS	16	427,261	404,999	21,262.44
5092	PETROLEUM AND PETROLEUM PRODUCTS	3	33,036,007	1,034,160	54,293.39
WHSL	TOT. WHOLESALE TRADE	26	33,895,166	1,854,531	97,362.90
5300	GENERAL MERCHANDISE, EXCEPT DEPARTMENT STORES	3	15,915	15,915	835.53
5310	DEPARTMENT STORES				
5400	RETAIL FOOD STORES	3	90,042	90,042	4,727.20
5540	GASOLINE SERVICE STATIONS				

STATE OF NEW MEXICO

RUN DATE: 11/09/99

COMBINED REVENUE SYSTEM

RUN NUMBER: 499.00

* MONTHLY *

ANALYSIS OF GROSS RECEIPTS TAX BY STANDARD INDUSTRIAL CLASSIFICATION

* EDITED *

BUSINESS ACTIVITY REPORTED IN OCTOBER, 1999

LOCATION : 06-006 RMDR LEA CNTY

SIC CODE		NO. TAX RETURNS	TOTAL REPORTED GROSS RECEIPTS	TAXABLE GROSS RECEIPTS	REPORTED TAX DUE
5592	MOBILE HOME DEALERS				
5800	EATING AND DRINKING PLACES	5	15,388	15,388	807.85
5813	LIQUOR DISPENSERS - BY THE DRINK	7	179,778	174,538	9,163.26
5920	PACKAGE LIQUOR STORES				
5990	MISCELLANEOUS RETAILERS	51	1,466,016	650,276	34,138.87
RETL	TOT. RETAIL TRADE	74	1,900,133	1,078,455	56,618.24
6510	REAL EST. OPER-LESR-AGT., ETC., AND TITLE ABSTRACT				
FIRE	TOT. FINANCE, INSURANCE AND REAL ESTATE				
7000	HOTELS, MOTELS, TRAILER PARKS AND OTHER LODGING				
7200	PERSONAL SERVICES	5	6,605	6,605	346.74
7300	MISCELLANEOUS BUSINESS SERVICES	11	773,704	457,644	24,026.34
7500	AUTOMOBILE RENTAL, REPAIR AND OTHER SERVICES				
7600	MISCELLANEOUS REPAIR SERVICES	12	166,432	150,184	7,884.67
8010	PHYSICIANS, DENTISTS AND OTHERS	3	97,011	90,064	4,728.34
8200	EDUCATIONAL SERVICES				
8900	MISCELLANEOUS SERVICES	104	2,047,898	1,843,447	96,781.04
8910	ENGINEERING AND ARCHITECTURAL SERVICES	3	23,061	23,061	1,210.73
SERV	TOT. SERVICES	143	3,266,309	2,618,208	137,456.00
9300	LOCAL GOVERNMENT - COUNTIES				
GOVT	TOT. GOVERNMENT				
TOT-	TOTAL FOR ALL INDUSTRIES IN THIS LOCATION	416	52,726,615	17,899,389	939,714.64
TEL-	INTERSTATE TELECOMMUNICATIONS	7	28,797	28,797	1,223.88

* MONTHLY *

ANALYSIS OF GROSS RECEIPTS TAX BY STANDARD INDUSTRIAL CLASSIFICATION

* EDITED *

BUSINESS ACTIVITY REPORTED IN OCTOBER, 1999

LOCATION : 26-112

RUIDOSO

SIC CODE		NO. TAX RETURNS	TOTAL REPORTED GROSS RECEIPTS	TAXABLE GROSS RECEIPTS	REPORTED TAX DUE
0800	FORESTRY AND FISHERIES				
AGRI	TOT. AGRICULTURE				
1500	GENERAL BUILDING CONTRACTORS	63	1,265,944	992,615	68,862.68
1610	HIGHWAY CONTRACTORS				
1700	SPECIAL TRADE CONTRACTORS				
CONS	TOT. CONTRACT CONSTRUCTION	123	2,805,561	2,009,763	139,427.30
2400	LUMBER, WOOD AND PAPER PRODUCTS				
2700	PRINTING AND PUBLISHING	3	211,500	124,410	8,630.97
3200	STONE, CLAY, GLASS, AND CONCRETE PRODUCTS				
3600	ELECTRICAL MACHINERY, EQUIPMENT AND SUPPLIES	3	7,826	6,609	458.52
3700	TRANSPORTATION EQUIPMENT				
3900	MISCELLANEOUS MANUFACTURING	15	792,149	86,672	6,012.90
MFG-	TOT. MANUFACTURING	24	1,037,193	238,323	16,533.66
4100	LOCAL AND HIGHWAY PASSENGER TRANSPORTATION				
4200	MOTOR FREIGHT TRANS., WAREHOUSING, TRANS. SERVICES				
4810	TELEPHONE AND TELEGRAPH COMMUNICATIONS	18	35,003	34,770	2,410.11
4830	RADIO AND TELEVISION BROADCASTING				
4900	ELECTRIC WATER AND SANITARY SERVICE UTILITIES				
TCU-	TOT. TRANSPORTATION, COMMUNICATIONS AND UTILITIES	24	839,307	785,105	54,464.59
5020	DRUGS, CHEMICALS AND ALLIED PRODUCTS				
5040	GROCERIES AND RELATED PRODUCTS	5	534,743	27,304	1,894.18
5070	HARDWARE, PLUMBING AND HEATING EQUIP. AND SUPPLIES				
5080	MACHINERY, EQUIPMENT AND SUPPLIES	3	26,819	26,819	1,860.55
5090	MISCELLANEOUS WHOLESALERS	23	149,543	26,901	1,866.28
5092	PETROLEUM AND PETROLEUM PRODUCTS				
WHSL	TOT. WHOLESALE TRADE	35	907,689	150,938	10,471.32
5200	BUILDING MATERIALS				
5251	HARDWARE STORES	6	305,083	207,168	14,372.30
5300	GENERAL MERCHANDISE, EXCEPT DEPARTMENT STORES	6	34,777	34,777	2,412.64
5310	DEPARTMENT STORES	3	151,104	141,239	9,798.43
5400	RETAIL FOOD STORES	9	1,663,937	1,609,561	111,663.28
5510	MOTOR VEHICLE DEALERS				
5540	GASOLINE SERVICE STATIONS	3	239,760	109,538	7,599.24
5599	MISCELLANEOUS VEHICLE AND AUTO ACCESSORY DEALERS	5	277,341	211,177	14,650.41
5600	APPAREL AND ACCESSORY STORES	14	312,597	309,512	21,472.37
5700	FURNITURE, HOME FURNISHINGS AND APPLIANCE STORES	11	144,165	121,514	8,430.06
5800	EATING AND DRINKING PLACES	66	2,198,762	2,187,933	151,576.03
5813	LIQUOR DISPENSERS - BY THE DRINK				

STATE OF NEW MEXICO
COMBINED REVENUE SYSTEM

RUN DATE: 11/09/99

RUN NUMBER: 499.00

* MONTHLY *
* EDITED *

ANALYSIS OF GROSS RECEIPTS TAX BY STANDARD INDUSTRIAL CLASSIFICATION

BUSINESS ACTIVITY REPORTED IN OCTOBER, 1999

LOCATION : 26-112

RUIDOSO

SIC CODE		NO. TAX RETURNS	TOTAL REPORTED GROSS RECEIPTS	TAXABLE GROSS RECEIPTS	REPORTED TAX DUE
5910	DRUG AND PROPRIETARY STORES				
5920	PACKAGE LIQUOR STORES	4	1,115,667	1,067,478	74,056.29
5990	MISCELLANEOUS RETAILERS	170	1,944,993	1,570,144	108,886.48
RETL	TOT. RETAIL TRADE	302	10,099,040	8,457,039	586,453.00
6000	BANKS	9	789,477	224,444	15,570.81
6120	SAVINGS AND LOAN ASSOCIATIONS				
6200	SECUTY. AND COMDTY. BROKERS, DELRS., EXCGS., SERV.	3	16,526	16,526	1,146.46
6300	INSURANCE AGENTS, CARRIERS, BROKERS AND SERVICES	4	87,039	85,864	5,956.82
6510	REAL EST. OPER-LESR-AGT., ETC., AND TITLE ABSTRACT	30	718,370	623,526	43,257.10
6550	REAL ESTATE SUBDIVIDERS AND DEVELOPERS				
6700	HOLDING AND OTHER INVESTMENT COMPANIES				
FIRE	TOT. FINANCE, INSURANCE AND REAL ESTATE	51	1,640,746	973,908	67,564.81
7000	HOTELS, MOTELS, TRAILER PARKS AND OTHER LODGING	45	871,459	860,509	59,697.80
7200	PERSONAL SERVICES	36	225,945	222,574	15,435.85
7300	MISCELLANEOUS BUSINESS SERVICES	38	237,029	228,075	15,799.12
7500	AUTOMOBILE RENTAL, REPAIR AND OTHER SERVICES	15	107,241	99,767	6,921.35
7600	MISCELLANEOUS REPAIR SERVICES	5	62,521	40,509	2,810.31
7900	AMUSEMENT AND RECREATION SERVICES				
8010	PHYSICIANS, DENTISTS AND OTHERS	28	413,243	393,249	27,281.62
8060	HOSPITALS AND OTHER HEALTH SERVICES	7	269,482	269,381	18,688.33
8100	LEGAL SERVICES	25	499,843	493,869	34,262.20
8200	EDUCATIONAL SERVICES				
8600	NONPROFIT MEMBERSHIP ORGANIZATIONS				
8900	MISCELLANEOUS SERVICES	189	928,409	752,776	52,223.90
8910	ENGINEERING AND ARCHITECTURAL SERVICES	3	59,981	37,779	2,620.94
SERV	TOT. SERVICES	396	3,707,732	3,431,069	238,001.69
9100	FEDERAL GOVERNMENT - ALL OTHER				
GOVT	TOT. GOVERNMENT				
9999	NONCLASSIFIABLE ESTABLISHMENTS - (SERVICES)				
TOT-	TOTAL FOR ALL INDUSTRIES IN THIS LOCATION	959	21,062,107	16,068,441	1,114,463.19
TEL-	INTERSTATE TELECOMMUNICATIONS	14	9,425	9,354	397.53

TAXATION AND REVENUE DEPARTMENT
STATE OF NEW MEXICO
COMBINED REVENUE SYSTEM* MONTHLY *
* EDITED *

ANALYSIS OF GROSS RECEIPTS TAX BY STANDARD INDUSTRIAL CLASSIFICATION

BUSINESS ACTIVITY REPORTED IN OCTOBER, 1999

LOCATION : 26-211

CAPITAN

SIC CODE		NO. TAX RETURNS	TOTAL REPORTED GROSS RECEIPTS	TAXABLE GROSS RECEIPTS	REPORTED TAX DUE
1500	GENERAL BUILDING CONTRACTORS	6	220,085	214,885	12,758.81
1700	SPECIAL TRADE CONTRACTORS	11	31,498	19,783	1,174.60
CONS	TOT. CONTRACT CONSTRUCTION	17	251,584	234,668	13,933.41
3200	STONE, CLAY, GLASS, AND CONCRETE PRODUCTS				
3600	ELECTRICAL MACHINERY, EQUIPMENT AND SUPPLIES				
3900	MISCELLANEOUS MANUFACTURING	7	3,338	1,388	82.41
MFG-	TOT. MANUFACTURING	10	12,401	6,054	359.48
4200	MOTOR FREIGHT TRANS., WAREHOUSING, TRANS. SERVICES				
4810	TELEPHONE AND TELEGRAPH COMMUNICATIONS	11	523	518	30.64
4830	RADIO AND TELEVISION BROADCASTING	3	9,542	9,451	561.15
4900	ELECTRIC WATER AND SANITARY SERVICE UTILITIES				
4920	GAS UTILITIES				
TCU-	TOT. TRANSPORTATION, COMMUNICATIONS AND UTILITIES	18	96,608	85,658	5,085.82
5090	MISCELLANEOUS WHOLESALEERS				
WHSL	TOT. WHOLESALE TRADE				
5300	GENERAL MERCHANDISE, EXCEPT DEPARTMENT STORES	3	5,499	5,499	326.49
5310	DEPARTMENT STORES				
5600	APPAREL AND ACCESSORY STORES				
5700	FURNITURE, HOME FURNISHINGS AND APPLIANCE STORES				
5800	EATING AND DRINKING PLACES				
5990	MISCELLANEOUS RETAILERS	31	333,929	283,466	16,820.68
RETL	TOT. RETAIL TRADE	38	341,655	291,192	17,279.42
6510	REAL EST. OPER-LESR-AGT., ETC., AND TITLE ABSTRACT				
FIRE	TOT. FINANCE, INSURANCE AND REAL ESTATE				
7000	HOTELS, MOTELS, TRAILER PARKS AND OTHER LODGING				
7200	PERSONAL SERVICES	4	1,979	1,979	117.52
7300	MISCELLANEOUS BUSINESS SERVICES	3	2,587	2,587	153.59
7600	MISCELLANEOUS REPAIR SERVICES				
7800	AMUSEMENT AND RECREATION SERVICES				
8010	PHYSICIANS, DENTISTS AND OTHERS	4	9,061	8,913	529.19
8100	LEGAL SERVICES				
8900	MISCELLANEOUS SERVICES	16	22,764	21,619	1,283.64
SERV	TOT. SERVICES	33	7,805-	12,643-	750.68-

* MONTHLY *
* EDITED *

ANALYSIS OF GROSS RECEIPTS TAX BY STANDARD INDUSTRIAL CLASSIFICATION

BUSINESS ACTIVITY REPORTED IN OCTOBER, 1999

LOCATION : 26-211

CAPITAN

SIC
CODENO. TAX
RETURNSTOTAL REPORTED
GROSS RECEIPTSTAXABLE
GROSS RECEIPTSREPORTED
TAX DUE

TOT- TOTAL FOR ALL INDUSTRIES IN THIS LOCATION

120

697,386

607,673

36,070.37

TEL- INTERSTATE TELECOMMUNICATIONS

7

1,827

1,811

76.97

TAXATION AND REVENUE DEPARTMENT
STATE OF NEW MEXICO
COMBINED REVENUE SYSTEM

* MONTHLY *
* EDITED *

ANALYSIS OF GROSS RECEIPTS TAX BY STANDARD INDUSTRIAL CLASSIFICATION

BUSINESS ACTIVITY REPORTED IN OCTOBER, 1999

LOCATION : 26-307

CARRIZOZO

SIC CODE		NO. TAX RETURNS	TOTAL REPORTED GROSS RECEIPTS	TAXABLE GROSS RECEIPTS	REPORTED TAX DUE
1700	SPECIAL TRADE CONTRACTORS	3	11,435	5,198	305.41
CONS	TOT. CONTRACT CONSTRUCTION	3	11,435	5,198	305.41
3600	ELECTRICAL MACHINERY, EQUIPMENT AND SUPPLIES				
3900	MISCELLANEOUS MANUFACTURING				
MFG-	TOT. MANUFACTURING	4	9,021	1,825	107.23
4810	TELEPHONE AND TELEGRAPH COMMUNICATIONS	7	2,431	2,419	142.09
4830	RADIO AND TELEVISION BROADCASTING				
4900	ELECTRIC WATER AND SANITARY SERVICE UTILITIES				
4920	GAS UTILITIES				
TCU-	TOT. TRANSPORTATION, COMMUNICATIONS AND UTILITIES	12	88,808	73,447	4,315.00
5010	MOTOR VEHICLES AND AUTOMOTIVE EQUIPMENT				
5090	MISCELLANEOUS WHOLESALERS				
WHSL	TOT. WHOLESALE TRADE	5	48,457	33,298	1,956.29
5251	HARDWARE STORES				
5300	GENERAL MERCHANDISE, EXCEPT DEPARTMENT STORES				
5400	RETAIL FOOD STORES	4	85,812	85,346	5,014.10
5510	MOTOR VEHICLE DEALERS				
5540	GASOLINE SERVICE STATIONS				
5700	FURNITURE, HOME FURNISHINGS AND APPLIANCE STORES				
5800	EATING AND DRINKING PLACES				
5813	LIQUOR DISPENSERS - BY THE DRINK	4	76,510	76,510	4,494.95
5990	MISCELLANEOUS RETAILERS	18	178,675	161,434	9,477.77
RETL	TOT. RETAIL TRADE	34	448,666	365,398	21,460.69
6000	BANKS				
6510	REAL EST. OPER.-LESR-AGT., ETC., AND TITLE ABSTRACT				
FIRE	TOT. FINANCE, INSURANCE AND REAL ESTATE	4	23,029	21,372	1,255.61
7000	HOTELS, MOTELS, TRAILER PARKS AND OTHER LODGING				
7300	MISCELLANEOUS BUSINESS SERVICES	5	11,622	11,614	682.31
7500	AUTOMOBILE RENTAL, REPAIR AND OTHER SERVICES				
7600	MISCELLANEOUS REPAIR SERVICES				
8900	MISCELLANEOUS SERVICES	10	9,033	8,127	477.48
SERV	TOT. SERVICES	19	52,060	47,733	2,804.31
9393	LOCAL GOVERNMENT - MUNICIPALITIES	4	22,156	22,156	1,301.65
GOVT	TOT. GOVERNMENT	4	22,156	22,156	1,301.65

* MONTHLY *

ANALYSIS OF GROSS RECEIPTS TAX BY STANDARD INDUSTRIAL CLASSIFICATION

* EDITED *

BUSINESS ACTIVITY REPORTED IN OCTOBER, 1999

LOCATION : 26-307

CARRIZOZO

SIC
CODENO. TAX
RETURNSTOTAL REPORTED
GROSS RECEIPTSTAXABLE
GROSS RECEIPTSREPORTED
TAX DUE

TOT- TOTAL FOR ALL INDUSTRIES IN THIS LOCATION

85

703,631

570,427

33,506.19

TEL- INTERSTATE TELECOMMUNICATIONS

3

5,505

5,493

233.44

TAXATION AND REVENUE DEPARTMENT
STATE OF NEW MEXICO
COMBINED REVENUE SYSTEM

PAGE 210
RUN DATE: 11/09/99
RUN NUMBER: 499.00

* MONTHLY *
* EDITED *

ANALYSIS OF GROSS RECEIPTS TAX BY STANDARD INDUSTRIAL CLASSIFICATION

BUSINESS ACTIVITY REPORTED IN OCTOBER, 1999

LOCATION : 26-406

CORONA

SIC CODE		NO. TAX RETURNS	TOTAL REPORTED GROSS RECEIPTS	TAXABLE GROSS RECEIPTS	REPORTED TAX DUE
1500 CONS	GENERAL BUILDING CONTRACTORS TOT. CONTRACT CONSTRUCTION				
3600 MFG-	ELECTRICAL MACHINERY, EQUIPMENT AND SUPPLIES TOT. MANUFACTURING				
4100 4810 4900 TCU-	LOCAL AND HIGHWAY PASSENGER TRANSPORTATION TELEPHONE AND TELEGRAPH COMMUNICATIONS ELECTRIC WATER AND SANITARY SERVICE UTILITIES TOT. TRANSPORTATION, COMMUNICATIONS AND UTILITIES	6	14,666	11,916	689.59
5300 5310 5800 5990 RETL	GENERAL MERCHANDISE, EXCEPT DEPARTMENT STORES DEPARTMENT STORES EATING AND DRINKING PLACES MISCELLANEOUS RETAILERS TOT. RETAIL TRADE	13 18	67,744 71,733	67,015 71,005	3,895.19 4,127.06
7200 7300 8010 8900 SERV	PERSONAL SERVICES MISCELLANEOUS BUSINESS SERVICES PHYSICIANS, DENTISTS AND OTHERS MISCELLANEOUS SERVICES TOT. SERVICES	9 12	30,131 33,338	30,131 33,329	1,751.34 1,937.24
TOT-	TOTAL FOR ALL INDUSTRIES IN THIS LOCATION	40	149,998	146,511	8,512.83

* MONTHLY *

ANALYSIS OF GROSS RECEIPTS TAX BY STANDARD INDUSTRIAL CLASSIFICATION

* EDITED *

BUSINESS ACTIVITY REPORTED IN OCTOBER, 1999

LOCATION : 26-501 RUIDOSO DOWNS

SIC CODE		NO. TAX RETURNS	TOTAL REPORTED GROSS RECEIPTS	TAXABLE GROSS RECEIPTS	REPORTED TAX DUE
0700	AGRICULTURAL SERVICES				
AGRI	TOT. AGRICULTURE				
1500	GENERAL BUILDING CONTRACTORS				
1610	HIGHWAY CONTRACTORS				
1700	SPECIAL TRADE CONTRACTORS	11	11,292	9,397	557.94
CONS	TOT. CONTRACT CONSTRUCTION	19	819,447	809,325	48,053.67
3600	ELECTRICAL MACHINERY, EQUIPMENT AND SUPPLIES				
3900	MISCELLANEOUS MANUFACTURING				
MFG-	TOT. MANUFACTURING	6	27,847	3,084	183.09
4810	TELEPHONE AND TELEGRAPH COMMUNICATIONS	10	2,549	2,538	150.69
4830	RADIO AND TELEVISION BROADCASTING				
4900	ELECTRIC WATER AND SANITARY SERVICE UTILITIES				
TCU-	TOT. TRANSPORTATION, COMMUNICATIONS AND UTILITIES	14	170,586	165,541	9,829.01
5040	GROCERIES AND RELATED PRODUCTS				
5080	MACHINERY, EQUIPMENT AND SUPPLIES				
5090	MISCELLANEOUS WHOLESALERS	9	70,807	2,929	173.94
5092	PETROLEUM AND PETROLEUM PRODUCTS				
WHSL	TOT. WHOLESALE TRADE	13	172,802	68,918	4,092.02
5200	BUILDING MATERIALS				
5300	GENERAL MERCHANDISE, EXCEPT DEPARTMENT STORES	4	149,453	107,007	6,353.52
5310	DEPARTMENT STORES				
5400	RETAIL FOOD STORES				
5510	MOTOR VEHICLE DEALERS	3	101,136	64,603	3,835.78
5540	GASOLINE SERVICE STATIONS	3	56,588	51,747	3,072.47
5599	MISCELLANEOUS VEHICLE AND AUTO ACCESSORY DEALERS				
5700	FURNITURE, HOME FURNISHINGS AND APPLIANCE STORES	3	150,895	150,895	8,959.36
5800	EATING AND DRINKING PLACES				
5990	MISCELLANEOUS RETAILERS	37	4,305,281	3,825,102	227,112.89
RETL	TOT. RETAIL TRADE	57	5,458,747	4,619,763	274,295.89
6000	BANKS				
6100	CREDIT AGENCIES, EXCEPT BANKS AND S-AND-L ASSOC.				
6300	INSURANCE AGENTS, CARRIERS, BROKERS AND SERVICES				
6700	HOLDING AND OTHER INVESTMENT COMPANIES				
FIRE	TOT. FINANCE, INSURANCE AND REAL ESTATE	5	44,485	42,644	2,532.00
7000	HOTELS, MOTELS, TRAILER PARKS AND OTHER LODGING	7	210,305	210,305	12,486.87
7200	PERSONAL SERVICES	7	33,379	33,379	1,981.89

TAXATION AND REVENUE DEPARTMENT
STATE OF NEW MEXICO
COMBINED REVENUE SYSTEM* MONTHLY *
* EDITED *

ANALYSIS OF GROSS RECEIPTS TAX BY STANDARD INDUSTRIAL CLASSIFICATION

BUSINESS ACTIVITY REPORTED IN OCTOBER, 1999

LOCATION : 26-501 RUIDOSO DOWNS

SIC CODE		NO. TAX RETURNS	TOTAL REPORTED GROSS RECEIPTS	TAXABLE GROSS RECEIPTS	REPORTED TAX DUE
7300	MISCELLANEOUS BUSINESS SERVICES	8	1,230,352	1,226,051	72,796.77
7500	AUTOMOBILE RENTAL, REPAIR AND OTHER SERVICES				
7900	AMUSEMENT AND RECREATION SERVICES				
8010	PHYSICIANS, DENTISTS AND OTHERS				
8900	MISCELLANEOUS SERVICES	36	113,558	104,128	6,182.60
8910	ENGINEERING AND ARCHITECTURAL SERVICES				
SERV	TOT. SERVICES	63	1,841,419	1,824,713	108,342.36
9999	NONCLASSIFIABLE ESTABLISHMENTS - (SERVICES)				
TOT-	TOTAL FOR ALL INDUSTRIES IN THIS LOCATION	181	8,696,900	7,689,113	456,538.54
TEL-	INTERSTATE TELECOMMUNICATIONS	5	804	784	33.30

* MONTHLY *

ANALYSIS OF GROSS RECEIPTS TAX BY STANDARD INDUSTRIAL CLASSIFICATION

* EDITED *

BUSINESS ACTIVITY REPORTED IN OCTOBER, 1999

LOCATION : 26-026 RMDR LINCOLN CNTY

SIC CODE		NO. TAX RETURNS	TOTAL REPORTED GROSS RECEIPTS	TAXABLE GROSS RECEIPTS	REPORTED TAX DUE
0100	AGRICULTURAL PRODUCTION				
0700	AGRICULTURAL SERVICES				
AGRI	TOT. AGRICULTURE				
1389	OIL AND GAS FIELD SERVICES, EXCEPT DRILLING				
MINE	TOT. MINING				
1500	GENERAL BUILDING CONTRACTORS	54	1,154,107	1,071,245	54,901.28
1610	HIGHWAY CONTRACTORS				
1620	NON-BUILDING HEAVY CONTRACTORS, EXCEPT HIGHWAY				
1700	SPECIAL TRADE CONTRACTORS	44	434,215	345,227	17,692.89
CONS	TOT. CONTRACT CONSTRUCTION	102	2,637,871	2,245,388	115,076.11
2400	LUMBER, WOOD AND PAPER PRODUCTS				
3200	STONE, CLAY, GLASS, AND CONCRETE PRODUCTS				
3900	MISCELLANEOUS MANUFACTURING	3	33,562	3,115	159.62
MFG-	TOT. MANUFACTURING	6	71,872	11,726	600.98
4100	LOCAL AND HIGHWAY PASSENGER TRANSPORTATION	4	30,987	30,987	1,588.09
4200	MOTOR FREIGHT TRANS., WAREHOUSING, TRANS. SERVICES				
4810	TELEPHONE AND TELEGRAPH COMMUNICATIONS	13	18,761	18,355	940.11
4830	RADIO AND TELEVISION BROADCASTING				
4900	ELECTRIC WATER AND SANITARY SERVICE UTILITIES	11	521,878	475,550	24,371.96
4920	GAS UTILITIES				
TCU-	TOT. TRANSPORTATION, COMMUNICATIONS AND UTILITIES	34	725,545	627,366	32,151.90
5020	DRUGS, CHEMICALS AND ALLIED PRODUCTS				
5040	GROCERIES AND RELATED PRODUCTS				
5090	MISCELLANEOUS WHOLESALERS				
WHSL	TOT. WHOLESALE TRADE	17	141,199	131,537	6,741.29
5300	GENERAL MERCHANDISE, EXCEPT DEPARTMENT STORES	4	31,140	31,140	1,595.92
5400	RETAIL FOOD STORES	6	44,395	43,676	2,238.40
5540	GASOLINE SERVICE STATIONS	3	112,938	29,536	1,513.74
5600	APPAREL AND ACCESSORY STORES				
5700	FURNITURE, HOME FURNISHINGS AND APPLIANCE STORES				
5800	EATING AND DRINKING PLACES	14	437,417	436,190	22,354.75
5813	LIQUOR DISPENSERS - BY THE DRINK				
5990	MISCELLANEOUS RETAILERS	45	832,521	480,767	24,638.34
RETL	TOT. RETAIL TRADE	76	1,670,005	1,230,957	63,085.55
6300	INSURANCE AGENTS, CARRIERS, BROKERS AND SERVICES				
6510	REAL EST. OPER-LESR-AGT., ETC., AND TITLE ABSTRACT	13	422,201	395,436	20,266.11
6550	REAL ESTATE SUBDIVIDERS AND DEVELOPERS				

* MONTHLY *
* EDITED *

ANALYSIS OF GROSS RECEIPTS TAX BY STANDARD INDUSTRIAL CLASSIFICATION

BUSINESS ACTIVITY REPORTED IN OCTOBER, 1999

LOCATION : 26-026 RMDR LINCOLN CNTY

SIC CODE		NO. TAX RETURNS	TOTAL REPORTED GROSS RECEIPTS	TAXABLE GROSS RECEIPTS	REPORTED TAX DUE
6700 FIRE	HOLDING AND OTHER INVESTMENT COMPANIES TOT. FINANCE, INSURANCE AND REAL ESTATE	17	453,076	420,955	21,573.95
7000	HOTELS, MOTELS, TRAILER PARKS AND OTHER LODGING	12	152,887	94,888	4,863.00
7200	PERSONAL SERVICES	11	37,590	37,576	1,925.78
7300	MISCELLANEOUS BUSINESS SERVICES	12	58,027	42,408	2,173.41
7500	AUTOMOBILE RENTAL, REPAIR AND OTHER SERVICES	5	28,691	28,284	1,449.53
7600	MISCELLANEOUS REPAIR SERVICES	9	33,445	27,477	1,408.20
8010	PHYSICIANS, DENTISTS AND OTHERS				
8060	HOSPITALS AND OTHER HEALTH SERVICES				
8200	EDUCATIONAL SERVICES				
8900	MISCELLANEOUS SERVICES	61	641,228	526,093	26,962.31
8910 SERV	ENGINEERING AND ARCHITECTURAL SERVICES TOT. SERVICES	115	1,017,641	816,935	41,867.91
9999	NONCLASSIFIABLE ESTABLISHMENTS - (SERVICES)	3	13,815	13,815	708.03
TOT-	TOTAL FOR ALL INDUSTRIES IN THIS LOCATION	374	6,763,414	5,519,745	282,885.38
TEL-	INTERSTATE TELECOMMUNICATIONS	6	2,495	2,475	105.17

* MONTHLY *

ANALYSIS OF GROSS RECEIPTS TAX BY STANDARD INDUSTRIAL CLASSIFICATION

* EDITED *

BUSINESS ACTIVITY REPORTED IN OCTOBER, 1999

LOCATION : 32-032

LOS ALAMOS

SIC CODE		NO. TAX RETURNS	TOTAL REPORTED GROSS RECEIPTS	TAXABLE GROSS RECEIPTS	REPORTED TAX DUE
0100	AGRICULTURAL PRODUCTION				
0700	AGRICULTURAL SERVICES				
AGRI	TOT. AGRICULTURE	5	37,127	36,263	2,198.46
1000	METAL MINING, EXCEPT COPPER, URANIUM, MOLYBDENUM				
1381	OIL AND GAS WELL DRILLING				
MINE	TOT. MINING				
1500	GENERAL BUILDING CONTRACTORS	54	4,040,691	3,560,219	215,838.25
1810	HIGHWAY CONTRACTORS				
1620	NON-BUILDING HEAVY CONTRACTORS, EXCEPT HIGHWAY				
1700	SPECIAL TRADE CONTRACTORS	89	4,418,626	1,516,698	91,949.83
CONS	TOT. CONTRACT CONSTRUCTION	148	9,564,116	6,167,389	373,897.95
2300	APPAREL AND TEXTILE MILL PRODUCTS				
2400	LUMBER, WOOD AND PAPER PRODUCTS				
2700	PRINTING AND PUBLISHING				
3200	STONE, CLAY, GLASS, AND CONCRETE PRODUCTS	3	253,391	98,679	5,982.43
3500	MACHINERY, EXCEPT ELECTRICAL	3	200,820	6,905	418.59
3600	ELECTRICAL MACHINERY, EQUIPMENT AND SUPPLIES	3	738,405	19,475	1,180.68
3670	ELECTRONIC COMPONENTS AND ACCESSORIES				
3900	MISCELLANEOUS MANUFACTURING	14	72,506	39,340	2,384.34
MFG-	TOT. MANUFACTURING	29	1,657,912	297,982	18,064.48
4200	MOTOR FREIGHT TRANS., WAREHOUSING, TRANS. SERVICES				
4500	AIR TRANSPORTATION				
4810	TELEPHONE AND TELEGRAPH COMMUNICATIONS	23	455,995	453,825	27,497.67
4900	ELECTRIC WATER AND SANITARY SERVICE UTILITIES				
4920	GAS UTILITIES				
TCU-	TOT. TRANSPORTATION, COMMUNICATIONS AND UTILITIES	28	731,164	467,909	28,351.50
5020	DRUGS, CHEMICALS AND ALLIED PRODUCTS				
5040	GROCERIES AND RELATED PRODUCTS	4	1,279	1,239	75.10
5060	ELECTRICAL GOODS AND HOUSEHOLD APPLIANCES	4	1,571,060	36,133	2,190.56
5070	HARDWARE, PLUMBING AND HEATING EQUIP. AND SUPPLIES	5	770,172	73,861	4,477.81
5080	MACHINERY, EQUIPMENT AND SUPPLIES	5	7,630	5,538	335.77
5090	MISCELLANEOUS WHOLESALERS	33	1,644,152	480,948	29,157.45
5092	PETROLEUM AND PETROLEUM PRODUCTS				
WHSL	TOT. WHOLESALE TRADE	54	4,287,422	851,983	51,651.47
5300	GENERAL MERCHANDISE, EXCEPT DEPARTMENT STORES	10	261,675	256,795	15,568.22
5310	DEPARTMENT STORES				
5400	RETAIL FOOD STORES	14	3,325,462	2,967,252	179,889.65
5540	GASOLINE SERVICE STATIONS	4	56,059	50,791	3,061.80

* MONTHLY *

ANALYSIS OF GROSS RECEIPTS TAX BY STANDARD INDUSTRIAL CLASSIFICATION

* EDITED *

BUSINESS ACTIVITY REPORTED IN OCTOBER, 1999

LOCATION : 32-032

LOS ALAMOS

SIC CODE		NO. TAX RETURNS	TOTAL REPORTED GROSS RECEIPTS	TAXABLE GROSS RECEIPTS	REPORTED TAX DUE
5599	MISCELLANEOUS VEHICLE AND AUTO ACCESSORY DEALERS				
5600	APPAREL AND ACCESSORY STORES	5	110,227	97,814	5,929.99
5700	FURNITURE, HOME FURNISHINGS AND APPLIANCE STORES				
5800	EATING AND DRINKING PLACES	32	1,142,506	1,139,904	69,106.68
5813	LIQUOR DISPENSERS - BY THE DRINK	3	26,295	26,295	1,594.14
5910	DRUG AND PROPRIETARY STORES				
5920	PACKAGE LIQUOR STORES				
5990	MISCELLANEOUS RETAILERS	122	2,019,380	919,866	55,585.85
RETL	TOT. RETAIL TRADE	199	7,547,105	5,908,837	358,024.86
6000	BANKS	3	446,015	68,607	4,159.31
6100	CREDIT AGENCIES, EXCEPT BANKS AND S-AND-L ASSOC.				
6200	SECURITY AND COMDTY. BROKERS, DELRS., EXCGS., SERV.				
6300	INSURANCE AGENTS, CARRIERS, BROKERS AND SERVICES				
6510	REAL EST. OPER-LESR-AGT., ETC., AND TITLE ABSTRACT	21	655,973	479,775	29,086.36
6550	REAL ESTATE SUBDIVIDERS AND DEVELOPERS	3	1,750,026	637,363	38,640.11
FIRE	TOT. FINANCE, INSURANCE AND REAL ESTATE	31	2,862,094	1,195,825	72,496.92
7000	HOTELS, MOTELS, TRAILER PARKS AND OTHER LODGING	10	595,764	595,764	36,118.21
7200	PERSONAL SERVICES	50	235,804	228,527	13,792.20
7300	MISCELLANEOUS BUSINESS SERVICES	62	7,968,143	5,433,927	329,431.84
7391	COMMERCIAL RESEARCH AND DEVELOPMENT LABORATORIES	5	506,888	370,552	22,464.74
7500	AUTOMOBILE RENTAL, REPAIR AND OTHER SERVICES	13	370,291	339,160	20,578.95
7600	MISCELLANEOUS REPAIR SERVICES	5	36,891	13,255	803.61
7900	AMUSEMENT AND RECREATION SERVICES				
8010	PHYSICIANS, DENTISTS AND OTHERS	41	1,302,442	1,274,262	77,252.14
8060	HOSPITALS AND OTHER HEALTH SERVICES	12	416,115	413,821	25,087.88
8100	LEGAL SERVICES	6	61,308	61,308	3,716.78
8200	EDUCATIONAL SERVICES	4	109,051	109,051	6,611.23
8600	NONPROFIT MEMBERSHIP ORGANIZATIONS				
8900	MISCELLANEOUS SERVICES	180	26,672,598	25,518,343	1,547,041.76
8910	ENGINEERING AND ARCHITECTURAL SERVICES	22	4,941,653	4,334,789	262,796.60
SERV	TOT. SERVICES	415	43,251,438	38,703,472	2,346,345.40
9300	LOCAL GOVERNMENT - COUNTIES				
GOVT	TOT. GOVERNMENT				
9999	NONCLASSIFIABLE ESTABLISHMENTS - (SERVICES)				
TOT-	TOTAL FOR ALL INDUSTRIES IN THIS LOCATION	914	72,394,543	54,338,469	3,294,002.61
TEL-	INTERSTATE TELECOMMUNICATIONS	20	410,601	410,161	17,431.83

STATE OF NEW MEXICO
COMBINED REVENUE SYSTEMRUN DATE: 11/09/99
RUN NUMBER: 499.00* MONTHLY *
* EDITED *

ANALYSIS OF GROSS RECEIPTS TAX BY STANDARD INDUSTRIAL CLASSIFICATION

BUSINESS ACTIVITY REPORTED IN OCTOBER, 1999

LOCATION : 19-113

DEMING

SIC CODE		NO. TAX RETURNS	TOTAL REPORTED GROSS RECEIPTS	TAXABLE GROSS RECEIPTS	REPORTED TAX DUE
0700	AGRICULTURAL SERVICES				
AGRI	TOT. AGRICULTURE				
1500	GENERAL BUILDING CONTRACTORS	31	958,396	925,723	58,436.25
1610	HIGHWAY CONTRACTORS				
1820	NON-BUILDING HEAVY CONTRACTORS, EXCEPT HIGHWAY				
1700	SPECIAL TRADE CONTRACTORS	20	435,562	375,960	23,732.43
CONS	TOT. CONTRACT CONSTRUCTION	54	1,653,138	1,559,013	98,412.68
2000	FOOD AND KINDRED PRODUCTS, EXCEPT MEAT PRODUCTS	4	1,271,118	54,117	3,416.11
2400	LUMBER, WOOD AND PAPER PRODUCTS	4	2,801	2,801	176.81
2700	PRINTING AND PUBLISHING	7	187,861	134,326	8,479.36
3200	STONE, CLAY, GLASS, AND CONCRETE PRODUCTS				
3600	ELECTRICAL MACHINERY, EQUIPMENT AND SUPPLIES				
3700	TRANSPORTATION EQUIPMENT				
3900	MISCELLANEOUS MANUFACTURING	8	1,183,150	4,675	295.13
MFG-	TOT. MANUFACTURING	28	2,722,836	238,702	15,068.12
4100	LOCAL AND HIGHWAY PASSENGER TRANSPORTATION				
4200	MOTOR FREIGHT TRANS., WAREHOUSING, TRANS. SERVICES	6	141,564	7,671	484.23
4810	TELEPHONE AND TELEGRAPH COMMUNICATIONS	14	246,182	246,028	15,530.51
4830	RADIO AND TELEVISION BROADCASTING	3	18,015	13,623	859.93
4900	ELECTRIC WATER AND SANITARY SERVICE UTILITIES				
4920	GAS UTILITIES				
TCU-	TOT. TRANSPORTATION, COMMUNICATIONS AND UTILITIES	27	867,864	644,962	40,687.36
5010	MOTOR VEHICLES AND AUTOMOTIVE EQUIPMENT				
5020	DRUGS, CHEMICALS AND ALLIED PRODUCTS				
5040	GROCERIES AND RELATED PRODUCTS	4	384,964	83,871	5,294.37
5060	ELECTRICAL GOODS AND HOUSEHOLD APPLIANCES				
5070	HARDWARE, PLUMBING AND HEATING EQUIP. AND SUPPLIES				
5080	MACHINERY, EQUIPMENT AND SUPPLIES	3	31,172	31,125	1,964.77
5090	MISCELLANEOUS WHOLESALERS	17	104,333	88,591	5,592.32
5092	PETROLEUM AND PETROLEUM PRODUCTS	5	330,171	95,005	5,997.19
WHSL	TOT. WHOLESALE TRADE	33	924,654	325,191	20,527.69
5200	BUILDING MATERIALS				
5251	HARDWARE STORES				
5300	GENERAL MERCHANDISE, EXCEPT DEPARTMENT STORES	12	2,066,100	1,850,342	116,802.86
5310	DEPARTMENT STORES	4	1,325,063	1,181,076	74,555.45
5400	RETAIL FOOD STORES	16	860,023	724,099	45,708.77
5510	MOTOR VEHICLE DEALERS	6	230,515	149,824	9,457.67
5540	GASOLINE SERVICE STATIONS	9	237,507	229,565	14,491.30

* MONTHLY *

ANALYSIS OF GROSS RECEIPTS TAX BY STANDARD INDUSTRIAL CLASSIFICATION

* EDITED *

BUSINESS ACTIVITY REPORTED IN OCTOBER, 1999

LOCATION : 19-113

DEMING

SIC CODE		NO. TAX RETURNS	TOTAL REPORTED GROSS RECEIPTS	TAXABLE GROSS RECEIPTS	REPORTED TAX DUE
5592	MOBILE HOME DEALERS				
5599	MISCELLANEOUS VEHICLE AND AUTO ACCESSORY DEALERS	8	556,189	416,752	26,307.46
5600	APPAREL AND ACCESSORY STORES	7	124,007	124,007	7,827.93
5700	FURNITURE, HOME FURNISHINGS AND APPLIANCE STORES	7	293,510	290,285	18,324.21
5800	EATING AND DRINKING PLACES	27	1,510,233	1,508,680	95,235.45
5813	LIQUOR DISPENSERS - BY THE DRINK	9	347,148	347,148	21,913.70
5910	DRUG AND PROPRIETARY STORES	4	476,189	142,671	9,006.09
5990	MISCELLANEOUS RETAILERS	126	1,194,970	1,107,117	69,209.57
RETL	TOT. RETAIL TRADE	238	9,726,146	8,459,265	533,313.85
6000	BANKS				
6100	CREDIT AGENCIES, EXCEPT BANKS AND S-AND-L ASSOC.				
6200	SECUTY. AND COMDTY. BROKERS, DELRS., EXCGS., SERV.				
6300	INSURANCE AGENTS, CARRIERS, BROKERS AND SERVICES				
6510	REAL EST. OPER-LESR-AGT., ETC., AND TITLE ABSTRACT				
6700	HOLDING AND OTHER INVESTMENT COMPANIES				
FIRE	TOT. FINANCE, INSURANCE AND REAL ESTATE				
7000	HOTELS, MOTELS, TRAILER PARKS AND OTHER LODGING	27	389,852	340,278	21,480.08
7200	PERSONAL SERVICES	26	243,632	224,424	14,166.75
7300	MISCELLANEOUS BUSINESS SERVICES	37	930,363	450,626	28,445.79
7500	AUTOMOBILE RENTAL, REPAIR AND OTHER SERVICES	31	580,279	449,344	28,364.83
7600	MISCELLANEOUS REPAIR SERVICES	9	26,107	25,841	1,631.19
7900	AMUSEMENT AND RECREATION SERVICES	4	8,166	8,166	515.47
8010	PHYSICIANS, DENTISTS AND OTHERS	31	595,503	525,681	33,183.58
8060	HOSPITALS AND OTHER HEALTH SERVICES	14	1,522,925	936,081	59,090.09
8100	LEGAL SERVICES	5	88,609	88,134	5,563.44
8200	EDUCATIONAL SERVICES				
8900	MISCELLANEOUS SERVICES	79	379,145	313,237	19,782.16
8910	ENGINEERING AND ARCHITECTURAL SERVICES				
SERV	TOT. SERVICES	266	4,798,981	3,396,211	214,394.89
9393	LOCAL GOVERNMENT - MUNICIPALITIES				
GOVT	TOT. GOVERNMENT				
TOT-	TOTAL FOR ALL INDUSTRIES IN THIS LOCATION	673	21,028,512	14,929,552	941,733.96
TEL-	INTERSTATE TELECOMMUNICATIONS	12	59,641	59,551	2,530.92

* MONTHLY *

ANALYSIS OF GROSS RECEIPTS TAX BY STANDARD INDUSTRIAL CLASSIFICATION

* EDITED *

BUSINESS ACTIVITY REPORTED IN OCTOBER, 1999

LOCATION : 19-155 DEMING INDUSTRIAL PK

SIC CODE		NO. TAX RETURNS	TOTAL REPORTED GROSS RECEIPTS	TAXABLE GROSS RECEIPTS	REPORTED TAX DUE
2000	FOOD AND KINDRED PRODUCTS, EXCEPT MEAT PRODUCTS				
3600	ELECTRICAL MACHINERY, EQUIPMENT AND SUPPLIES				
3700	TRANSPORTATION EQUIPMENT				
3900	MISCELLANEOUS MANUFACTURING				
MFG-	TOT. MANUFACTURING				
4900	ELECTRIC WATER AND SANITARY SERVICE UTILITIES				
TCU-	TOT. TRANSPORTATION, COMMUNICATIONS AND UTILITIES				
TOT-	TOTAL FOR ALL INDUSTRIES IN THIS LOCATION	8	6,423,905	363,155	20,654.43

* MONTHLY *

ANALYSIS OF GROSS RECEIPTS TAX BY STANDARD INDUSTRIAL CLASSIFICATION

* EDITED *

BUSINESS ACTIVITY REPORTED IN OCTOBER, 1999

LOCATION : 19-212

COLUMBUS

SIC CODE		NO. TAX RETURNS	TOTAL REPORTED GROSS RECEIPTS	TAXABLE GROSS RECEIPTS	REPORTED TAX DUE
1500	GENERAL BUILDING CONTRACTORS				
1700	SPECIAL TRADE CONTRACTORS				
CONS	TOT. CONTRACT CONSTRUCTION	4	26,493	26,493	1,688.96
3400	PRIMARY METAL INDUST., FABRICATED METAL PRODUCTS				
3900	MISCELLANEOUS MANUFACTURING				
MFG-	TOT. MANUFACTURING				
4810	TELEPHONE AND TELEGRAPH COMMUNICATIONS				
4900	ELECTRIC WATER AND SANITARY SERVICE UTILITIES				
TCU-	TOT. TRANSPORTATION, COMMUNICATIONS AND UTILITIES	6	73,909	55,480	3,535.30
5040	GROCERIES AND RELATED PRODUCTS				
5090	MISCELLANEOUS WHOLESALERS				
WHSL	TOT. WHOLESALE TRADE	4	4,020	4,020	256.31
5251	HARDWARE STORES				
5300	GENERAL MERCHANDISE, EXCEPT DEPARTMENT STORES				
5310	DEPARTMENT STORES				
5400	RETAIL FOOD STORES				
5510	MOTOR VEHICLE DEALERS				
5540	GASOLINE SERVICE STATIONS				
5990	MISCELLANEOUS RETAILERS	12	23,638	23,462	1,447.45
RETL	TOT. RETAIL TRADE	19	354,256	91,174	5,764.06
6510	REAL EST. OPER-LESR-AGT., ETC., AND TITLE ABSTRACT				
FIRE	TOT. FINANCE, INSURANCE AND REAL ESTATE				
7000	HOTELS, MOTELS, TRAILER PARKS AND OTHER LODGING				
7300	MISCELLANEOUS BUSINESS SERVICES	5	12,138	12,138	773.79
7500	AUTOMOBILE RENTAL, REPAIR AND OTHER SERVICES				
8900	MISCELLANEOUS SERVICES	5	29,354	28,676	1,828.09
SERV	TOT. SERVICES	13	46,236	45,558	2,904.32
TOT-	TOTAL FOR ALL INDUSTRIES IN THIS LOCATION	50	533,862	240,751	15,298.08
TEL-	INTERSTATE TELECOMMUNICATIONS	3	791	776	32.98

STATE OF NEW MEXICO
COMBINED REVENUE SYSTEMRUN DATE: 11/09/99
RUN NUMBER: 499.00* MONTHLY *
* EDITED *

ANALYSIS OF GROSS RECEIPTS TAX BY STANDARD INDUSTRIAL CLASSIFICATION

BUSINESS ACTIVITY REPORTED IN OCTOBER, 1999

LOCATION : 19-019

RMDR LUNA CNTY

SIC CODE		NO. TAX RETURNS	TOTAL REPORTED GROSS RECEIPTS	TAXABLE GROSS RECEIPTS	REPORTED TAX DUE
0100	AGRICULTURAL PRODUCTION				
0700	AGRICULTURAL SERVICES				
AGRI	TOT. AGRICULTURE				
1500	GENERAL BUILDING CONTRACTORS	17	743,949	707,706	40,250.75
1620	NON-BUILDING HEAVY CONTRACTORS, EXCEPT HIGHWAY	3	107,163	107,163	6,094.87
1700	SPECIAL TRADE CONTRACTORS	13	262,948	218,304	12,416.04
CONS	TOT. CONTRACT CONSTRUCTION	33	1,114,060	1,033,172	58,761.66
2000	FOOD AND KINDRED PRODUCTS, EXCEPT MEAT PRODUCTS				
2400	LUMBER, WOOD AND PAPER PRODUCTS				
3500	MACHINERY, EXCEPT ELECTRICAL				
3900	MISCELLANEOUS MANUFACTURING				
MFG-	TOT. MANUFACTURING				
4100	LOCAL AND HIGHWAY PASSENGER TRANSPORTATION				
4200	MOTOR FREIGHT TRANS., WAREHOUSING, TRANS. SERVICES				
4810	TELEPHONE AND TELEGRAPH COMMUNICATIONS	12	163,732	161,785	9,186.82
4900	ELECTRIC WATER AND SANITARY SERVICE UTILITIES	4	474,885	455,042	25,880.50
4920	GAS UTILITIES				
TCU-	TOT. TRANSPORTATION, COMMUNICATIONS AND UTILITIES	20	791,057	740,659	42,110.30
5040	GROCERIES AND RELATED PRODUCTS				
5060	ELECTRICAL GOODS AND HOUSEHOLD APPLIANCES				
5080	MACHINERY, EQUIPMENT AND SUPPLIES	4	311,334	87,473	4,975.04
5090	MISCELLANEOUS WHOLESALE	5	20,072	16,597	943.97
5092	PETROLEUM AND PETROLEUM PRODUCTS				
WHSL	TOT. WHOLESALE TRADE	13	1,123,433	380,276	21,628.19
5200	BUILDING MATERIALS	3	71,497	39,097	2,223.66
5300	GENERAL MERCHANDISE, EXCEPT DEPARTMENT STORES				
5510	MOTOR VEHICLE DEALERS				
5540	GASOLINE SERVICE STATIONS				
5599	MISCELLANEOUS VEHICLE AND AUTO ACCESSORY DEALERS				
5813	LIQUOR DISPENSERS - BY THE DRINK				
5990	MISCELLANEOUS RETAILERS	26	152,289	148,355	8,437.10
RETL	TOT. RETAIL TRADE	36	358,641	301,917	17,170.97
6510	REAL EST. OPER-LESR-AGT., ETC., AND TITLE ABSTRACT				
6700	HOLDING AND OTHER INVESTMENT COMPANIES				
FIRE	TOT. FINANCE, INSURANCE AND REAL ESTATE	5	15,120	14,020	797.39
7000	HOTELS, MOTELS, TRAILER PARKS AND OTHER LODGING				

* MONTHLY *

ANALYSIS OF GROSS RECEIPTS TAX BY STANDARD INDUSTRIAL CLASSIFICATION

* EDITED *

BUSINESS ACTIVITY REPORTED IN OCTOBER, 1999

LOCATION : 19-019 RMDR LUNA CNTY

SIC CODE		NO. TAX RETURNS	TOTAL REPORTED GROSS RECEIPTS	TAXABLE GROSS RECEIPTS	REPORTED TAX DUE
7200	PERSONAL SERVICES				
7300	MISCELLANEOUS BUSINESS SERVICES	10	287,509	270,099	15,361.85
7500	AUTOMOBILE RENTAL, REPAIR AND OTHER SERVICES	14	172,570	155,364	8,836.35
7600	MISCELLANEOUS REPAIR SERVICES	9	86,689	76,487	4,350.21
8900	MISCELLANEOUS SERVICES	20	937,063	878,300	49,953.31
SERV	TOT. SERVICES	58	1,493,584	1,390,003	79,056.39
TOT-	TOTAL FOR ALL INDUSTRIES IN THIS LOCATION	172	4,978,602	3,880,281	220,675.65
TEL-	INTERSTATE TELECOMMUNICATIONS	6	34,364	34,364	1,460.48

* MONTHLY *

ANALYSIS OF GROSS RECEIPTS TAX BY STANDARD INDUSTRIAL CLASSIFICATION

* EDITED *

BUSINESS ACTIVITY REPORTED IN OCTOBER, 1999

LOCATION : 13-114

GALLUP

SIC CODE		NO. TAX RETURNS	TOTAL REPORTED GROSS RECEIPTS	TAXABLE GROSS RECEIPTS	REPORTED TAX DUE
0700	AGRICULTURAL SERVICES				
AGRI	TOT. AGRICULTURE				
1500	GENERAL BUILDING CONTRACTORS	36	2,379,564	2,150,599	135,722.38
1610	HIGHWAY CONTRACTORS				
1620	NON-BUILDING HEAVY CONTRACTORS, EXCEPT HIGHWAY				
1700	SPECIAL TRADE CONTRACTORS	52	1,289,902	586,260	36,985.44
CONS	TOT. CONTRACT CONSTRUCTION	93	4,270,537	2,918,340	184,163.80
2000	FOOD AND KINDRED PRODUCTS, EXCEPT MEAT PRODUCTS				
2700	PRINTING AND PUBLISHING	3	592,200	237,339	14,982.04
2900	PETROLEUM REFINING AND RELATED INDUSTRIES				
3200	STONE, CLAY, GLASS, AND CONCRETE PRODUCTS				
3600	ELECTRICAL MACHINERY, EQUIPMENT AND SUPPLIES				
3700	TRANSPORTATION EQUIPMENT				
3900	MISCELLANEOUS MANUFACTURING	31	1,395,750	60,766	3,822.73
MFG-	TOT. MANUFACTURING	41	2,710,733	638,117	40,267.95
4100	LOCAL AND HIGHWAY PASSENGER TRANSPORTATION	3	49,793	11,824	631.75
4200	MOTOR FREIGHT TRANS., WAREHOUSING, TRANS. SERVICES	6	44,063	15,198	959.40
4500	AIR TRANSPORTATION				
4810	TELEPHONE AND TELEGRAPH COMMUNICATIONS	17	513,717	512,086	32,322.95
4830	RADIO AND TELEVISION BROADCASTING	4	395,912	352,773	22,268.79
4920	GAS UTILITIES				
TCU-	TOT. TRANSPORTATION, COMMUNICATIONS AND UTILITIES	33	1,432,474	1,160,559	73,143.18
5010	MOTOR VEHICLES AND AUTOMOTIVE EQUIPMENT	7	526,155	80,130	5,058.19
5020	DRUGS, CHEMICALS AND ALLIED PRODUCTS				
5040	GROCERIES AND RELATED PRODUCTS	9	2,076,552	193,738	12,229.70
5060	ELECTRICAL GOODS AND HOUSEHOLD APPLIANCES	4	169,987	62,788	3,963.50
5070	HARDWARE, PLUMBING AND HEATING EQUIP. AND SUPPLIES	4	31,820	22,510	1,420.95
5080	MACHINERY, EQUIPMENT AND SUPPLIES	5	38,637	12,589	794.66
5090	MISCELLANEOUS WHOLESALE	65	6,964,178	499,107	31,506.12
5092	PETROLEUM AND PETROLEUM PRODUCTS				
WHL	TOT. WHOLESALE TRADE	98	16,382,757	882,352	55,698.45
5200	BUILDING MATERIALS				
5251	HARDWARE STORES				
5252	FARM EQUIPMENT DEALERS				
5300	GENERAL MERCHANDISE, EXCEPT DEPARTMENT STORES	7	125,892	125,892	7,946.91
5310	DEPARTMENT STORES	4	1,330,528	1,302,613	82,227.47
5400	RETAIL FOOD STORES	20	4,419,159	3,993,011	252,058.81
5510	MOTOR VEHICLE DEALERS	9	1,637,459	1,324,855	83,631.49

STATE OF NEW MEXICO

RUN DATE: 11/09/99

COMBINED REVENUE SYSTEM

RUN NUMBER: 499.00

* MONTHLY *

ANALYSIS OF GROSS RECEIPTS TAX BY STANDARD INDUSTRIAL CLASSIFICATION

* EDITED *

BUSINESS ACTIVITY REPORTED IN OCTOBER, 1999

LOCATION : 13-114

GALLUP

SIC CODE		NO. TAX RETURNS	TOTAL REPORTED GROSS RECEIPTS	TAXABLE GROSS RECEIPTS	REPORTED TAX DUE
5540	GASOLINE SERVICE STATIONS	11	549,082	396,914	25,017.09
5592	MOBILE HOME DEALERS	3	579,320	115,486	7,290.05
5599	MISCELLANEOUS VEHICLE AND AUTO ACCESSORY DEALERS	16	1,481,721	1,327,492	83,797.94
5600	APPAREL AND ACCESSORY STORES	16	1,149,358	1,141,469	72,055.22
5700	FURNITURE, HOME FURNISHINGS AND APPLIANCE STORES	10	604,702	327,815	20,693.33
5800	EATING AND DRINKING PLACES	61	2,834,763	2,796,318	176,499.86
5813	LIQUOR DISPENSERS - BY THE DRINK	14	622,885	622,542	39,297.97
5910	DRUG AND PROPRIETARY STORES				
5920	PACKAGE LIQUOR STORES				
5990	MISCELLANEOUS RETAILERS	209	17,823,602	10,312,150	650,511.51
RETL	TOT. RETAIL TRADE	386	36,546,946	25,526,674	1,610,872.58
6000	BANKS	6	402,024	363,202	22,927.11
6100	CREDIT AGENCIES, EXCEPT BANKS AND S-AND-L ASSOC.	5	32,965	3,266	206.17
6120	SAVINGS AND LOAN ASSOCIATIONS				
6200	SECUTY. AND COMDTY. BROKERS, DELRS., EXCGS., SERV.				
6300	INSURANCE AGENTS, CARRIERS, BROKERS AND SERVICES	6	17,577	14,711	922.82
6510	REAL EST. OPER-LESR-AGT., ETC., AND TITLE ABSTRACT	15	271,884	164,768	10,401.01
6700	HOLDING AND OTHER INVESTMENT COMPANIES	6	79,504	26,184	1,652.85
FIRE	TOT. FINANCE, INSURANCE AND REAL ESTATE	41	829,696	572,997	36,164.64
7000	HOTELS, MOTELS, TRAILER PARKS AND OTHER LODGING	34	1,270,320	1,268,900	80,099.35
7200	PERSONAL SERVICES	56	716,939	670,707	42,288.72
7300	MISCELLANEOUS BUSINESS SERVICES	57	584,328	558,720	35,294.13
7500	AUTOMOBILE RENTAL, REPAIR AND OTHER SERVICES	40	704,488	601,037	37,940.51
7600	MISCELLANEOUS REPAIR SERVICES	14	276,404	260,325	16,433.01
7800	MOTION PICTURE THEATERS AND PRODUCTION				
7900	AMUSEMENT AND RECREATION SERVICES	5	102,853	74,583	4,708.08
8010	PHYSICIANS, DENTISTS AND OTHERS	28	629,182	597,865	37,825.87
8060	HOSPITALS AND OTHER HEALTH SERVICES	5	65,418	65,418	4,129.51
8100	LEGAL SERVICES	14	315,482	310,058	19,572.45
8200	EDUCATIONAL SERVICES				
8600	NONPROFIT MEMBERSHIP ORGANIZATIONS	3	2,015	2,015	127.23
8900	MISCELLANEOUS SERVICES	154	6,075,345	2,485,700	155,560.93
8910	ENGINEERING AND ARCHITECTURAL SERVICES				
SERV	TOT. SERVICES	415	10,882,310	7,034,866	442,787.96
9393	LOCAL GOVERNMENT - MUNICIPALITIES				
GOVT	TOT. GOVERNMENT				
9999	NONCLASSIFIABLE ESTABLISHMENTS - (SERVICES)				
TOT-	TOTAL FOR ALL INDUSTRIES IN THIS LOCATION	1,111	74,802,289	39,674,532	2,502,475.66
TEL-	INTERSTATE TELECOMMUNICATIONS	13	134,288	133,978	5,694.05

* MONTHLY *

ANALYSIS OF GROSS RECEIPTS TAX BY STANDARD INDUSTRIAL CLASSIFICATION

* EDITED *

BUSINESS ACTIVITY REPORTED IN OCTOBER, 1999

LOCATION : 13-013 RMDR MCKINLEY CNTY

SIC CODE		NO. TAX RETURNS	TOTAL REPORTED GROSS RECEIPTS	TAXABLE GROSS RECEIPTS	REPORTED TAX DUE
0700	AGRICULTURAL SERVICES				
AGRI	TOT. AGRICULTURE				
1094	URANIUM				
MINE	TOT. MINING				
1500	GENERAL BUILDING CONTRACTORS	16	2,173,557	1,646,115	96,708.09
1610	HIGHWAY CONTRACTORS	3	1,820,387	1,820,387	106,947.73
1620	NON-BUILDING HEAVY CONTRACTORS, EXCEPT HIGHWAY	3	98,834	98,834	5,806.50
1700	SPECIAL TRADE CONTRACTORS	27	1,120,521	832,129	48,881.71
CONS	TOT. CONTRACT CONSTRUCTION	49	5,213,299	4,397,465	258,344.03
2400	LUMBER, WOOD AND PAPER PRODUCTS	3	27,390	26,599	1,562.71
2700	PRINTING AND PUBLISHING				
2900	PETROLEUM REFINING AND RELATED INDUSTRIES				
3400	PRIMARY METAL INDUST., FABRICATED METAL PRODUCTS				
3600	ELECTRICAL MACHINERY, EQUIPMENT AND SUPPLIES				
3900	MISCELLANEOUS MANUFACTURING	10	411,967	18,512	1,087.58
MFG-	TOT. MANUFACTURING	19	1,863,616	1,169,302	68,696.52
4200	MOTOR FREIGHT TRANS., WAREHOUSING, TRANS. SERVICES				
4810	TELEPHONE AND TELEGRAPH COMMUNICATIONS	16	185,439	184,789	10,824.68
4830	RADIO AND TELEVISION BROADCASTING				
4900	ELECTRIC WATER AND SANITARY SERVICE UTILITIES	9	2,435,261	2,043,950	120,082.08
4920	GAS UTILITIES				
TCU-	TOT. TRANSPORTATION, COMMUNICATIONS AND UTILITIES	30	2,718,122	2,290,305	134,523.78
5040	GROCERIES AND RELATED PRODUCTS				
5070	HARDWARE, PLUMBING AND HEATING EQUIP. AND SUPPLIES				
5090	MISCELLANEOUS WHOLESALE TRADING	20	242,778	92,353	5,425.72
5092	PETROLEUM AND PETROLEUM PRODUCTS				
WHSL	TOT. WHOLESALE TRADE	23	2,060,732	1,910,184	112,223.34
5300	GENERAL MERCHANDISE, EXCEPT DEPARTMENT STORES	11	861,736	459,843	27,015.79
5310	DEPARTMENT STORES				
5400	RETAIL FOOD STORES	8	1,136,024	780,065	45,662.71
5510	MOTOR VEHICLE DEALERS				
5540	GASOLINE SERVICE STATIONS	5	697,768	612,354	35,975.78
5592	MOBILE HOME DEALERS				
5599	MISCELLANEOUS VEHICLE AND AUTO ACCESSORY DEALERS	4	151,965	55,376	3,253.33
5600	APPAREL AND ACCESSORY STORES				
5800	EATING AND DRINKING PLACES	7	326,125	326,125	19,159.88
5813	LIQUOR DISPENSERS - BY THE DRINK	5	422,037	422,037	24,794.69
5920	PACKAGE LIQUOR STORES	5	60,520	60,520	3,555.56

* MONTHLY *
* EDITED *

ANALYSIS OF GROSS RECEIPTS TAX BY STANDARD INDUSTRIAL CLASSIFICATION

BUSINESS ACTIVITY REPORTED IN OCTOBER, 1999

LOCATION : 13-013 RMDR MCKINLEY CNTY

SIC CODE		NO. TAX RETURNS	TOTAL REPORTED GROSS RECEIPTS	TAXABLE GROSS RECEIPTS	REPORTED TAX DUE
5990	MISCELLANEOUS RETAILERS	68	18,972,477	18,264,555	1,072,438.64
RETL	TOT. RETAIL TRADE	120	22,662,385	21,014,521	1,233,833.13
6000	BANKS				
6100	CREDIT AGENCIES, EXCEPT BANKS AND S-AND-L ASSOC.				
6510	REAL EST. OPER-LESR-AGT., ETC., AND TITLE ABSTRACT	5	23,261	23,261	1,366.60
FIRE	TOT. FINANCE, INSURANCE AND REAL ESTATE	10	34,624	25,995	1,527.19
7000	HOTELS, MOTELS, TRAILER PARKS AND OTHER LODGING				
7200	PERSONAL SERVICES	12	157,933	132,824	7,803.39
7300	MISCELLANEOUS BUSINESS SERVICES	12	97,849	66,230	3,891.01
7500	AUTOMOBILE RENTAL, REPAIR AND OTHER SERVICES	9	93,321	86,789	5,098.86
7600	MISCELLANEOUS REPAIR SERVICES				
7900	AMUSEMENT AND RECREATION SERVICES				
8100	LEGAL SERVICES				
8200	EDUCATIONAL SERVICES				
8900	MISCELLANEOUS SERVICES	54	353,633	118,769	6,963.41
SERV	TOT. SERVICES	95	851,089	550,715	32,336.61
9200	STATE GOVT. - EXCLUDE EDUCATION AND INSTITUTIONS				
9393	LOCAL GOVERNMENT - MUNICIPALITIES				
GOVT	TOT. GOVERNMENT				
9999	NONCLASSIFIABLE ESTABLISHMENTS - (SERVICES)				
TOT-	TOTAL FOR ALL INDUSTRIES IN THIS LOCATION	352	35,568,078	31,486,018	1,848,983.67
TEL-	INTERSTATE TELECOMMUNICATIONS	19	82,347	82,069	3,487.91

STATE OF NEW MEXICO
COMBINED REVENUE SYSTEMRUN DATE: 11/09/99
RUN NUMBER: 499.00* MONTHLY *
* EDITED *

ANALYSIS OF GROSS RECEIPTS TAX BY STANDARD INDUSTRIAL CLASSIFICATION

BUSINESS ACTIVITY REPORTED IN OCTOBER, 1999

LOCATION : 30-115 WAGON MOUND

SIC CODE		NO. TAX RETURNS	TOTAL REPORTED GROSS RECEIPTS	TAXABLE GROSS RECEIPTS	REPORTED TAX DUE
1500	GENERAL BUILDING CONTRACTORS				
1700	SPECIAL TRADE CONTRACTORS				
CONS	TOT. CONTRACT CONSTRUCTION				
4810	TELEPHONE AND TELEGRAPH COMMUNICATIONS				
4900	ELECTRIC WATER AND SANITARY SERVICE UTILITIES				
TCU-	TOT. TRANSPORTATION, COMMUNICATIONS AND UTILITIES	7	20,031	14,471	885.42
5090	MISCELLANEOUS WHOLESALERS				
5092	PETROLEUM AND PETROLEUM PRODUCTS				
WHSL	TOT. WHOLESALE TRADE	4	18,073	12,379	758.24
5300	GENERAL MERCHANDISE, EXCEPT DEPARTMENT STORES				
5540	GASOLINE SERVICE STATIONS				
5800	EATING AND DRINKING PLACES				
5990	MISCELLANEOUS RETAILERS	5	1,145	1,074	47.96
RETL	TOT. RETAIL TRADE	8	39,779	39,709	2,414.35
6000	BANKS				
FIRE	TOT. FINANCE, INSURANCE AND REAL ESTATE				
7300	MISCELLANEOUS BUSINESS SERVICES				
8900	MISCELLANEOUS SERVICES				
SERV	TOT. SERVICES	4	2,822	2,822	172.86
TOT-	TOTAL FOR ALL INDUSTRIES IN THIS LOCATION	27	191,200	179,785	10,993.06
TEL-	INTERSTATE TELECOMMUNICATIONS	3	519	490	20.84

* MONTHLY *

ANALYSIS OF GROSS RECEIPTS TAX BY STANDARD INDUSTRIAL CLASSIFICATION

* EDITED *

BUSINESS ACTIVITY REPORTED IN OCTOBER, 1999

LOCATION : 30-030

RMDR MORA CNTY

SIC CODE		NO. TAX RETURNS	TOTAL REPORTED GROSS RECEIPTS	TAXABLE GROSS RECEIPTS	REPORTED TAX DUE
0100	AGRICULTURAL PRODUCTION				
0700	AGRICULTURAL SERVICES				
AGRI	TOT. AGRICULTURE	4	66,498	66,498	3,740.49
1500	GENERAL BUILDING CONTRACTORS				
1610	HIGHWAY CONTRACTORS				
1620	NON-BUILDING HEAVY CONTRACTORS, EXCEPT HIGHWAY				
1700	SPECIAL TRADE CONTRACTORS	11	37,918	31,112	1,750.08
CONS	TOT. CONTRACT CONSTRUCTION	20	449,728	410,896	23,112.92
2300	APPAREL AND TEXTILE MILL PRODUCTS				
2400	LUMBER, WOOD AND PAPER PRODUCTS				
3600	ELECTRICAL MACHINERY, EQUIPMENT AND SUPPLIES				
3900	MISCELLANEOUS MANUFACTURING	6	5,087	3,055	171.83
MFG-	TOT. MANUFACTURING	11	9,881	6,095	342.85
4200	MOTOR FREIGHT TRANS., WAREHOUSING, TRANS. SERVICES				
4810	TELEPHONE AND TELEGRAPH COMMUNICATIONS	10	98,824	69,553	3,906.32
4900	ELECTRIC WATER AND SANITARY SERVICE UTILITIES				
TCU-	TOT. TRANSPORTATION, COMMUNICATIONS AND UTILITIES	16	344,423	282,844	15,903.95
5020	DRUGS, CHEMICALS AND ALLIED PRODUCTS				
5040	GROCERIES AND RELATED PRODUCTS				
5090	MISCELLANEOUS WHOLESALE	6	8,684	8,168	459.42
5092	PETROLEUM AND PETROLEUM PRODUCTS				
WHSL	TOT. WHOLESALE TRADE	9	57,571	50,711	2,852.48
5200	BUILDING MATERIALS				
5300	GENERAL MERCHANDISE, EXCEPT DEPARTMENT STORES	4	6,014	6,014	338.31
5310	DEPARTMENT STORES				
5400	RETAIL FOOD STORES	5	338,300	270,435	15,211.97
5540	GASOLINE SERVICE STATIONS	5	51,225	48,222	2,712.50
5599	MISCELLANEOUS VEHICLE AND AUTO ACCESSORY DEALERS				
5600	APPAREL AND ACCESSORY STORES				
5800	EATING AND DRINKING PLACES	3	43,996	43,996	2,474.77
5813	LIQUOR DISPENSERS - BY THE DRINK				
5990	MISCELLANEOUS RETAILERS	24	71,850	59,171	3,245.62
RETL	TOT. RETAIL TRADE	47	650,085	485,021	27,199.71
6510	REAL EST. OPER-LESR-AGT., ETC., AND TITLE ABSTRACT	5	87,387	87,062	4,897.23
FIRE	TOT. FINANCE, INSURANCE AND REAL ESTATE	5	87,387	87,062	4,897.23
7000	HOTELS, MOTELS, TRAILER PARKS AND OTHER LODGING				

* MONTHLY *

ANALYSIS OF GROSS RECEIPTS TAX BY STANDARD INDUSTRIAL CLASSIFICATION

* EDITED *

BUSINESS ACTIVITY REPORTED IN OCTOBER, 1999

LOCATION : 30-030 RMDR MORA CNTY

SIC CODE		NO. TAX RETURNS	TOTAL REPORTED GROSS RECEIPTS	TAXABLE GROSS RECEIPTS	REPORTED TAX DUE
7200	PERSONAL SERVICES	3	8,980	8,980	505.15
7300	MISCELLANEOUS BUSINESS SERVICES	15	64,253	63,027	3,545.29
7500	AUTOMOBILE RENTAL, REPAIR AND OTHER SERVICES	5	22,744	18,241	1,026.05
7800	MISCELLANEOUS REPAIR SERVICES				
7900	AMUSEMENT AND RECREATION SERVICES	3	19,984	19,984	1,124.09
8060	HOSPITALS AND OTHER HEALTH SERVICES				
8600	NONPROFIT MEMBERSHIP ORGANIZATIONS				
8900	MISCELLANEOUS SERVICES	16	75,400	56,912	3,201.30
SERV	TOT. SERVICES	47	223,500	198,973	11,192.23
9999	NONCLASSIFIABLE ESTABLISHMENTS - (SERVICES)	5	20,830	9,522	535.59
TOT-	TOTAL FOR ALL INDUSTRIES IN THIS LOCATION	164	1,909,911	1,597,621	89,777.45
TEL-	INTERSTATE TELECOMMUNICATIONS	8	929	865	36.77

* MONTHLY *

ANALYSIS OF GROSS RECEIPTS TAX BY STANDARD INDUSTRIAL CLASSIFICATION

* EDITED *

BUSINESS ACTIVITY REPORTED IN OCTOBER, 1999

LOCATION : 15-116

ALAMOGORDO

SIC CODE		NO. TAX RETURNS	TOTAL REPORTED GROSS RECEIPTS	TAXABLE GROSS RECEIPTS	REPORTED TAX DUE
1500	GENERAL BUILDING CONTRACTORS				
1610	HIGHWAY CONTRACTORS				
1620	NON-BUILDING HEAVY CONTRACTORS, EXCEPT HIGHWAY				
1700	SPECIAL TRADE CONTRACTORS	64	1,773,905	591,042	36,570.71
CONS	TOT. CONTRACT CONSTRUCTION	128	6,875,292	5,078,832	314,252.75
2000	FOOD AND KINDRED PRODUCTS, EXCEPT MEAT PRODUCTS	4	117,317	106,829	6,610.02
2010	MEAT PACKING AND OTHER MEAT PRODUCTS				
2400	LUMBER, WOOD AND PAPER PRODUCTS	3	1,039,233	4,645	287.38
2700	PRINTING AND PUBLISHING				
3200	STONE, CLAY, GLASS, AND CONCRETE PRODUCTS				
3400	PRIMARY METAL INDUST., FABRICATED METAL PRODUCTS	6	3,150,649	88,916	5,501.69
3600	ELECTRICAL MACHINERY, EQUIPMENT AND SUPPLIES	3	64,083	26,498	1,639.54
3700	TRANSPORTATION EQUIPMENT				
3900	MISCELLANEOUS MANUFACTURING	18	208,522	103,214	6,386.36
MFG-	TOT. MANUFACTURING	39	4,803,107	411,054	25,433.97
4100	LOCAL AND HIGHWAY PASSENGER TRANSPORTATION				
4200	MOTOR FREIGHT TRANS., WAREHOUSING, TRANS. SERVICES	13	259,552	44,043	2,725.20
4500	AIR TRANSPORTATION				
4600	PIPELINE TRANSPORTATION				
4810	TELEPHONE AND TELEGRAPH COMMUNICATIONS	22	724,852	724,640	44,802.67
4830	RADIO AND TELEVISION BROADCASTING	3	23,138	23,047	1,426.02
4900	ELECTRIC WATER AND SANITARY SERVICE UTILITIES				
4920	GAS UTILITIES				
TCU-	TOT. TRANSPORTATION, COMMUNICATIONS AND UTILITIES	46	3,244,230	2,596,347	160,614.59
5010	MOTOR VEHICLES AND AUTOMOTIVE EQUIPMENT				
5020	DRUGS, CHEMICALS AND ALLIED PRODUCTS				
5040	GROCERIES AND RELATED PRODUCTS	10	145,897	138,263	8,555.00
5060	ELECTRICAL GOODS AND HOUSEHOLD APPLIANCES	3	799,221	59,129	3,658.58
5070	HARDWARE, PLUMBING AND HEATING EQUIP. AND SUPPLIES				
5080	MACHINERY, EQUIPMENT AND SUPPLIES	3	17,484	7,278	450.34
5090	MISCELLANEOUS WHOLESALERS	40	422,142	103,532	6,406.04
WHSL	TOT. WHOLESALE TRADE	61	1,792,016	369,197	22,844.06
5200	BUILDING MATERIALS	6	1,055,791	435,989	26,976.84
5251	HARDWARE STORES	5	584,281	235,534	14,573.68
5300	GENERAL MERCHANDISE, EXCEPT DEPARTMENT STORES	9	199,511	190,243	11,771.30
5310	DEPARTMENT STORES	6	1,499,351	1,382,356	85,533.28
5400	RETAIL FOOD STORES	18	3,552,813	3,039,433	188,064.95
5510	MOTOR VEHICLE DEALERS	5	2,282,365	287,644	17,798.00

* MONTHLY *

ANALYSIS OF GROSS RECEIPTS TAX BY STANDARD INDUSTRIAL CLASSIFICATION

* EDITED *

BUSINESS ACTIVITY REPORTED IN OCTOBER, 1999

LOCATION : 15-116

ALAMOGORDO

SIC CODE		NO. TAX RETURNS	TOTAL REPORTED GROSS RECEIPTS	TAXABLE GROSS RECEIPTS	REPORTED TAX DUE
5540	GASOLINE SERVICE STATIONS	4	493,656	88,545	5,478.70
5592	MOBILE HOME DEALERS				
5599	MISCELLANEOUS VEHICLE AND AUTO ACCESSORY DEALERS	13	677,083	491,060	30,384.35
5600	APPAREL AND ACCESSORY STORES	15	401,011	387,249	23,961.03
5700	FURNITURE, HOME FURNISHINGS AND APPLIANCE STORES	8	400,130	327,899	20,288.77
5800	EATING AND DRINKING PLACES	42	2,077,116	1,985,264	122,838.20
5813	LIQUOR DISPENSERS - BY THE DRINK	3	87,839	87,839	5,435.03
5910	DRUG AND PROPRIETARY STORES				
5920	PACKAGE LIQUOR STORES				
5990	MISCELLANEOUS RETAILERS	186	9,273,597	8,022,921	496,272.94
RETL	TOT. RETAIL TRADE	324	23,119,565	17,275,015	1,068,746.24
6000	BANKS	8	2,455,556	398,046	24,629.10
6100	CREDIT AGENCIES, EXCEPT BANKS AND S-AND-L ASSOC.				
6120	SAVINGS AND LOAN ASSOCIATIONS	4	69,803	32,686	2,022.42
6200	SECUR. AND COMDTY. BROKERS, DELRS., EXCGS., SERV.	3	36,902	36,902	2,283.31
6300	INSURANCE AGENTS, CARRIERS, BROKERS AND SERVICES	4	32,963	32,963	2,039.59
6510	REAL EST. OPER-LESR-AGT., ETC., AND TITLE ABSTRACT	19	295,824	257,634	15,941.09
6550	REAL ESTATE SUBDIVIDERS AND DEVELOPERS				
6700	HOLDING AND OTHER INVESTMENT COMPANIES	3	23,776	23,776	1,471.14
FIRE	TOT. FINANCE, INSURANCE AND REAL ESTATE	45	2,988,143	806,417	49,897.06
7000	HOTELS, MOTELS, TRAILER PARKS AND OTHER LODGING	15	493,670	391,507	24,224.52
7200	PERSONAL SERVICES	92	854,715	833,332	51,562.45
7300	MISCELLANEOUS BUSINESS SERVICES	87	1,342,540	1,121,927	69,419.23
7391	COMMERCIAL RESEARCH AND DEVELOPMENT LABORATORIES				
7500	AUTOMOBILE RENTAL, REPAIR AND OTHER SERVICES	34	421,521	322,762	19,970.89
7600	MISCELLANEOUS REPAIR SERVICES	20	174,684	135,536	8,386.28
7800	MOTION PICTURE THEATERS AND PRODUCTION				
7900	AMUSEMENT AND RECREATION SERVICES	8	17,805	17,805	1,101.65
8010	PHYSICIANS, DENTISTS AND OTHERS	50	1,554,300	1,430,995	88,542.83
8060	HOSPITALS AND OTHER HEALTH SERVICES	18	592,823	556,831	34,453.92
8100	LEGAL SERVICES	15	243,125	229,369	14,192.21
8200	EDUCATIONAL SERVICES				
8600	NONPROFIT MEMBERSHIP ORGANIZATIONS				
8900	MISCELLANEOUS SERVICES	155	2,026,095	1,455,365	90,050.70
8910	ENGINEERING AND ARCHITECTURAL SERVICES				
SERV	TOT. SERVICES	501	7,850,606	6,620,920	409,669.46
9999	NONCLASSIFIABLE ESTABLISHMENTS - (SERVICES)	6	63,136	61,284	3,791.97
TOT-	TOTAL FOR ALL INDUSTRIES IN THIS LOCATION	1,150	50,736,093	33,219,067	2,055,250.10
TEL-	INTERSTATE TELECOMMUNICATIONS	20	231,946	231,898	9,855.65

TAXATION AND REVENUE DEPARTMENT
STATE OF NEW MEXICO
COMBINED REVENUE SYSTEM
ANALYSIS OF GROSS RECEIPTS TAX BY STANDARD INDUSTRIAL CLASSIFICATION

* MONTHLY *
* EDITED *

BUSINESS ACTIVITY REPORTED IN OCTOBER, 1999

LOCATION : 15-153 SNOW CANYON

SIC CODE	NO. TAX RETURNS	TOTAL REPORTED GROSS RECEIPTS	TAXABLE GROSS RECEIPTS	REPORTED TAX DUE
-------------	--------------------	----------------------------------	---------------------------	---------------------

* MONTHLY *

ANALYSIS OF GROSS RECEIPTS TAX BY STANDARD INDUSTRIAL CLASSIFICATION

* EDITED *

BUSINESS ACTIVITY REPORTED IN OCTOBER, 1999

LOCATION : 15-213

CLOUDCROFT

SIC CODE		NO. TAX RETURNS	TOTAL REPORTED GROSS RECEIPTS	TAXABLE GROSS RECEIPTS	REPORTED TAX DUE
1500	GENERAL BUILDING CONTRACTORS	22	69,646	68,681	4,249.60
1620	NON-BUILDING HEAVY CONTRACTORS, EXCEPT HIGHWAY	3	88,752	88,752	5,491.55
1700	SPECIAL TRADE CONTRACTORS	7	58,485	12,168	752.91
CONS	TOT. CONTRACT CONSTRUCTION	32	216,883	169,601	10,494.06
3600	ELECTRICAL MACHINERY,EQUIPMENT AND SUPPLIES				
3900	MISCELLANEOUS MANUFACTURING				
MFG-	TOT. MANUFACTURING	4	3,723	3,566	220.67
4810	TELEPHONE AND TELEGRAPH COMMUNICATIONS	10	2,394	2,067	125.07
4830	RADIO AND TELEVISION BROADCASTING				
4900	ELECTRIC WATER AND SANITARY SERVICE UTILITIES				
TCU-	TOT. TRANSPORTATION, COMMUNICATIONS AND UTILITIES	13	135,489	126,983	7,854.24
5040	GROCERIES AND RELATED PRODUCTS				
5070	HARDWARE, PLUMBING AND HEATING EQUIP. AND SUPPLIES				
5090	MISCELLANEOUS WHOLESALERS	6	24,300	23,492	1,453.55
WHSL	TOT. WHOLESALE TRADE	9	24,868	24,006	1,485.39
5251	HARDWARE STORES				
5300	GENERAL MERCHANDISE, EXCEPT DEPARTMENT STORES	4	4,906	4,906	303.55
5310	DEPARTMENT STORES				
5400	RETAIL FOOD STORES	4	162,087	162,000	10,023.74
5599	MISCELLANEOUS VEHICLE AND AUTO ACCESSORY DEALERS				
5600	APPAREL AND ACCESSORY STORES	3	5,573	5,573	344.84
5800	EATING AND DRINKING PLACES	8	60,982	60,982	3,773.29
5813	LIQUOR DISPENSERS - BY THE DRINK				
5990	MISCELLANEOUS RETAILERS	55	292,998	280,081	17,307.98
RETL	TOT. RETAIL TRADE	80	642,029	618,855	38,269.62
6000	BANKS				
6100	CREDIT AGENCIES, EXCEPT BANKS AND S-AND-L ASSOC.				
6510	REAL EST. OPER-LESR-AGT., ETC., AND TITLE ABSTRACT	6	44,763	44,763	2,769.71
FIRE	TOT. FINANCE, INSURANCE AND REAL ESTATE	9	48,903	48,903	3,025.88
7000	HOTELS, MOTELS, TRAILER PARKS AND OTHER LODGING	9	123,148	121,068	7,491.08
7200	PERSONAL SERVICES				
7300	MISCELLANEOUS BUSINESS SERVICES				
7500	AUTOMOBILE RENTAL, REPAIR AND OTHER SERVICES	4	40,952	38,856	2,404.18
7600	MISCELLANEOUS REPAIR SERVICES				
8100	LEGAL SERVICES				
8900	MISCELLANEOUS SERVICES	18	24,681	21,930	1,356.90

* MONTHLY *

ANALYSIS OF GROSS RECEIPTS TAX BY STANDARD INDUSTRIAL CLASSIFICATION

* EDITED *

BUSINESS ACTIVITY REPORTED IN OCTOBER, 1999

LOCATION : 15-213

CLOUDCROFT

SIC
CODENO. TAX
RETURNSTOTAL REPORTED
GROSS RECEIPTSTAXABLE
GROSS RECEIPTSREPORTED
TAX DUE8910 ENGINEERING AND ARCHITECTURAL SERVICES
SERV TOT. SERVICES

39

217,863

210,937

13,051.67

TOT- TOTAL FOR ALL INDUSTRIES IN THIS LOCATION

186

1,289,759

1,202,852

74,401.53

TEL- INTERSTATE TELECOMMUNICATIONS

10

7,049

7,012

297.99

* MONTHLY *

ANALYSIS OF GROSS RECEIPTS TAX BY STANDARD INDUSTRIAL CLASSIFICATION

* EDITED *

BUSINESS ACTIVITY REPORTED IN OCTOBER, 1999

LOCATION : 15-308

TULAROSA

SIC CODE		NO. TAX RETURNS	TOTAL REPORTED GROSS RECEIPTS	TAXABLE GROSS RECEIPTS	REPORTED TAX DUE
1500	GENERAL BUILDING CONTRACTORS	9	92,507	88,359	5,467.21
1700	SPECIAL TRADE CONTRACTORS	5	33,808	223	13.81
CONS	TOT. CONTRACT CONSTRUCTION	14	126,316	88,582	5,481.02
3200	STONE, CLAY, GLASS, AND CONCRETE PRODUCTS				
3600	ELECTRICAL MACHINERY, EQUIPMENT AND SUPPLIES				
3900	MISCELLANEOUS MANUFACTURING				
MFG-	TOT. MANUFACTURING	5	328,300	78,651	4,866.56
4810	TELEPHONE AND TELEGRAPH COMMUNICATIONS	10	7,234	7,234	447.62
4830	RADIO AND TELEVISION BROADCASTING				
4900	ELECTRIC WATER AND SANITARY SERVICE UTILITIES	3	141,792	102,302	6,329.94
4920	GAS UTILITIES				
TCU-	TOT. TRANSPORTATION, COMMUNICATIONS AND UTILITIES	16	185,714	144,174	8,920.75
5040	GROCERIES AND RELATED PRODUCTS				
5080	MACHINERY, EQUIPMENT AND SUPPLIES				
5090	MISCELLANEOUS WHOLESALERS				
WHSL	TOT. WHOLESALE TRADE	6	4,528	4,528	280.18
5251	HARDWARE STORES	4	67,655	44,773	2,770.34
5300	GENERAL MERCHANDISE, EXCEPT DEPARTMENT STORES	3	5,153	5,153	318.87
5400	RETAIL FOOD STORES				
5510	MOTOR VEHICLE DEALERS				
5540	GASOLINE SERVICE STATIONS				
5700	FURNITURE, HOME FURNISHINGS AND APPLIANCE STORES				
5800	EATING AND DRINKING PLACES	4	65,854	65,629	4,060.81
5910	DRUG AND PROPRIETARY STORES				
5920	PACKAGE LIQUOR STORES				
5990	MISCELLANEOUS RETAILERS	33	177,483	125,914	7,770.93
RETL	TOT. RETAIL TRADE	54	837,212	620,453	38,370.53
6000	BANKS				
6510	REAL EST. OPER.-LESR-AGT., ETC., AND TITLE ABSTRACT				
FIRE	TOT. FINANCE, INSURANCE AND REAL ESTATE	5	19,192	17,410	1,077.26
7000	HOTELS, MOTELS, TRAILER PARKS AND OTHER LODGING				
7200	PERSONAL SERVICES	7	84,807	83,364	5,158.15
7300	MISCELLANEOUS BUSINESS SERVICES	3	31,779	31,779	1,966.32
7500	AUTOMOBILE RENTAL, REPAIR AND OTHER SERVICES	3	6,509	5,732	354.65
7600	MISCELLANEOUS REPAIR SERVICES				
8900	MISCELLANEOUS SERVICES	30	102,110	30,411	1,881.69

TAXATION AND REVENUE DEPARTMENT
STATE OF NEW MEXICO
COMBINED REVENUE SYSTEM
ANALYSIS OF GROSS RECEIPTS TAX BY STANDARD INDUSTRIAL CLASSIFICATION

* MONTHLY *
* EDITED *

BUSINESS ACTIVITY REPORTED IN OCTOBER, 1999

LOCATION : 15-308 TULAROSA

SIC CODE		NO. TAX RETURNS	TOTAL REPORTED GROSS RECEIPTS	TAXABLE GROSS RECEIPTS	REPORTED TAX DUE
8910 SERV	ENGINEERING AND ARCHITECTURAL SERVICES TOT. SERVICES	47	237,074	156,767	9,699.97
TOT-	TOTAL FOR ALL INDUSTRIES IN THIS LOCATION	147	1,738,336	1,110,566	68,696.27
TEL-	INTERSTATE TELECOMMUNICATIONS	8	18,088	18,088	768.74

* MONTHLY *

ANALYSIS OF GROSS RECEIPTS TAX BY STANDARD INDUSTRIAL CLASSIFICATION

* EDITED *

BUSINESS ACTIVITY REPORTED IN OCTOBER, 1999

LOCATION : 15-015 RMDR OTERO CNTY

SIC CODE		NO. TAX RETURNS	TOTAL REPORTED GROSS RECEIPTS	TAXABLE GROSS RECEIPTS	REPORTED TAX DUE
0100	AGRICULTURAL PRODUCTION				
0700	AGRICULTURAL SERVICES				
0800	FORESTRY AND FISHERIES				
AGRI	TOT. AGRICULTURE				
1500	GENERAL BUILDING CONTRACTORS				
1610	HIGHWAY CONTRACTORS				
1700	SPECIAL TRADE CONTRACTORS	41	2,985,492	2,357,122	132,588.10
CONS	TOT. CONTRACT CONSTRUCTION	84	9,742,383	8,408,943	473,003.04
2000	FOOD AND KINDRED PRODUCTS, EXCEPT MEAT PRODUCTS				
2400	LUMBER, WOOD AND PAPER PRODUCTS	3	41,655	6,909	388.65
2700	PRINTING AND PUBLISHING				
3200	STONE, CLAY, GLASS, AND CONCRETE PRODUCTS				
3400	PRIMARY METAL INDUST., FABRICATED METAL PRODUCTS				
3600	ELECTRICAL MACHINERY, EQUIPMENT AND SUPPLIES	3	2,931	998	56.15
3900	MISCELLANEOUS MANUFACTURING	8	38,058	19,357	1,088.83
MFG-	TOT. MANUFACTURING	19	319,756	158,650	8,924.04
4100	LOCAL AND HIGHWAY PASSENGER TRANSPORTATION				
4200	MOTOR FREIGHT TRANS., WAREHOUSING, TRANS. SERVICES				
4810	TELEPHONE AND TELEGRAPH COMMUNICATIONS	13	349,045	349,033	19,633.14
4830	RADIO AND TELEVISION BROADCASTING	4	14,784	13,942	784.22
4900	ELECTRIC WATER AND SANITARY SERVICE UTILITIES	9	1,467,464	755,823	42,515.02
4920	GAS UTILITIES				
TCU-	TOT. TRANSPORTATION, COMMUNICATIONS AND UTILITIES	30	2,027,988	1,191,589	67,026.88
5010	MOTOR VEHICLES AND AUTOMOTIVE EQUIPMENT				
5040	GROCERIES AND RELATED PRODUCTS				
5060	ELECTRICAL GOODS AND HOUSEHOLD APPLIANCES	3	21,236	21,236	1,194.54
5070	HARDWARE, PLUMBING AND HEATING EQUIP. AND SUPPLIES				
5080	MACHINERY, EQUIPMENT AND SUPPLIES				
5090	MISCELLANEOUS WHOLESALERS	20	105,846	72,697	4,089.20
5092	PETROLEUM AND PETROLEUM PRODUCTS				
WHSL	TOT. WHOLESALE TRADE	31	531,115	220,343	12,394.32
5200	BUILDING MATERIALS	3	18,862	18,862	1,061.01
5251	HARDWARE STORES				
5300	GENERAL MERCHANDISE, EXCEPT DEPARTMENT STORES	10	79,466	73,562	4,137.84
5310	DEPARTMENT STORES				
5400	RETAIL FOOD STORES	12	439,162	340,182	19,135.27
5510	MOTOR VEHICLE DEALERS				
5540	GASOLINE SERVICE STATIONS	6	117,351	50,315	2,830.23

* MONTHLY *

ANALYSIS OF GROSS RECEIPTS TAX BY STANDARD INDUSTRIAL CLASSIFICATION

* EDITED *

BUSINESS ACTIVITY REPORTED IN OCTOBER, 1999

LOCATION : 15-015 RMDR OTERO CNTY

SIC CODE		NO. TAX RETURNS	TOTAL REPORTED GROSS RECEIPTS	TAXABLE GROSS RECEIPTS	REPORTED TAX DUE
5592	MOBILE HOME DEALERS				
5599	MISCELLANEOUS VEHICLE AND AUTO ACCESSORY DEALERS				
5600	APPAREL AND ACCESSORY STORES				
5700	FURNITURE, HOME FURNISHINGS AND APPLIANCE STORES				
5800	EATING AND DRINKING PLACES	11	439,313	439,313	24,711.38
5813	LIQUOR DISPENSERS - BY THE DRINK	4	51,917	51,917	2,920.34
5920	PACKAGE LIQUOR STORES				
5990	MISCELLANEOUS RETAILERS	86	650,859	535,939	30,108.44
RETL	TOT. RETAIL TRADE	143	1,841,856	1,544,572	86,844.09
8000	BANKS				
8300	INSURANCE AGENTS, CARRIERS, BROKERS AND SERVICES				
8510	REAL EST. OPER-LESR-AGT., ETC., AND TITLE ABSTRACT	11	158,825	158,825	8,933.93
8550	REAL ESTATE SUBDIVIDERS AND DEVELOPERS				
8700	HOLDING AND OTHER INVESTMENT COMPANIES				
FIRE	TOT. FINANCE, INSURANCE AND REAL ESTATE	17	200,497	194,535	10,942.59
7000	HOTELS, MOTELS, TRAILER PARKS AND OTHER LODGING	5	17,192	13,517	760.31
7200	PERSONAL SERVICES	23	120,153	108,395	6,097.20
7300	MISCELLANEOUS BUSINESS SERVICES	33	636,226	628,925	35,377.03
7391	COMMERCIAL RESEARCH AND DEVELOPMENT LABORATORIES				
7500	AUTOMOBILE RENTAL, REPAIR AND OTHER SERVICES	16	198,395	183,974	10,348.55
7600	MISCELLANEOUS REPAIR SERVICES	13	45,070	38,830	2,184.23
7900	AMUSEMENT AND RECREATION SERVICES				
8010	PHYSICIANS, DENTISTS AND OTHERS				
8060	HOSPITALS AND OTHER HEALTH SERVICES	3	29,008	29,008	1,631.72
8100	LEGAL SERVICES				
8200	EDUCATIONAL SERVICES	3	4,854	4,854	273.06
8600	NONPROFIT MEMBERSHIP ORGANIZATIONS	3	37,765	37,556	2,112.51
8900	MISCELLANEOUS SERVICES	100	3,504,363	3,325,516	187,060.30
8910	ENGINEERING AND ARCHITECTURAL SERVICES	8	566,287	457,403	25,728.92
SERV	TOT. SERVICES	211	5,201,281	4,869,945	273,934.44
9999	NONCLASSIFIABLE ESTABLISHMENTS - (SERVICES)				
TOT-	TOTAL FOR ALL INDUSTRIES IN THIS LOCATION	552	20,250,069	16,608,896	934,212.35
TEL-	INTERSTATE TELECOMMUNICATIONS	7	119,714	119,714	5,087.85

* MONTHLY *

ANALYSIS OF GROSS RECEIPTS TAX BY STANDARD INDUSTRIAL CLASSIFICATION

* EDITED *

BUSINESS ACTIVITY REPORTED IN OCTOBER, 1999

LOCATION : 10-117

TUCUMCARI

SIC CODE		NO. TAX RETURNS	TOTAL REPORTED GROSS RECEIPTS	TAXABLE GROSS RECEIPTS	REPORTED TAX DUE
1500	GENERAL BUILDING CONTRACTORS	12	279,230	251,324	16,179.00
1700	SPECIAL TRADE CONTRACTORS	21	240,685	178,914	11,517.58
CONS	TOT. CONTRACT CONSTRUCTION	33	519,915	430,238	27,696.58
2000	FOOD AND KINDRED PRODUCTS, EXCEPT MEAT PRODUCTS				
3400	PRIMARY METAL INDUST., FABRICATED METAL PRODUCTS				
3600	ELECTRICAL MACHINERY, EQUIPMENT AND SUPPLIES				
3700	TRANSPORTATION EQUIPMENT				
3900	MISCELLANEOUS MANUFACTURING	5	14,787	1,690	108.77
MFG-	TOT. MANUFACTURING	11	1,369,991	11,045	711.00
4100	LOCAL AND HIGHWAY PASSENGER TRANSPORTATION				
4200	MOTOR FREIGHT TRANS., WAREHOUSING, TRANS. SERVICES	11	55,503	14,253-	917.51-
4810	TELEPHONE AND TELEGRAPH COMMUNICATIONS	16	147,392	147,310	9,480.07
4830	RADIO AND TELEVISION BROADCASTING	4	19,652	13,701	882.01
4900	ELECTRIC WATER AND SANITARY SERVICE UTILITIES				
4920	GAS UTILITIES				
TCU-	TOT. TRANSPORTATION, COMMUNICATIONS AND UTILITIES	35	555,430	452,005	29,045.81
5040	GROCERIES AND RELATED PRODUCTS				
5070	HARDWARE, PLUMBING AND HEATING EQUIP. AND SUPPLIES				
5080	MACHINERY, EQUIPMENT AND SUPPLIES				
5090	MISCELLANEOUS WHOLESALE	14	50,765	47,986	3,089.08
5092	PETROLEUM AND PETROLEUM PRODUCTS				
WHSL	TOT. WHOLESALE TRADE	21	339,794	318,391	20,496.41
5200	BUILDING MATERIALS				
5252	FARM EQUIPMENT DEALERS	3	146,587	90,092	5,799.64
5300	GENERAL MERCHANDISE, EXCEPT DEPARTMENT STORES	6	323,051	299,219	19,262.24
5310	DEPARTMENT STORES				
5400	RETAIL FOOD STORES	5	1,173,171	1,084,226	69,797.04
5510	MOTOR VEHICLE DEALERS	4	139,641	106,611	6,863.07
5540	GASOLINE SERVICE STATIONS	8	297,223	226,312	14,568.83
5599	MISCELLANEOUS VEHICLE AND AUTO ACCESSORY DEALERS				
5600	APPAREL AND ACCESSORY STORES				
5700	FURNITURE, HOME FURNISHINGS AND APPLIANCE STORES				
5800	EATING AND DRINKING PLACES	22	625,238	610,342	39,290.81
5813	LIQUOR DISPENSERS - BY THE DRINK	5	49,745	49,745	3,202.31
5910	DRUG AND PROPRIETARY STORES				
5920	PACKAGE LIQUOR STORES				
5990	MISCELLANEOUS RETAILERS	66	310,383	282,273	17,946.37
RETL	TOT. RETAIL TRADE	130	3,731,125	3,220,017	207,063.63

* MONTHLY *
* EDITED *

ANALYSIS OF GROSS RECEIPTS TAX BY STANDARD INDUSTRIAL CLASSIFICATION

BUSINESS ACTIVITY REPORTED IN OCTOBER, 1999

LOCATION : 10-117

TUCUMCARI

SIC CODE		NO. TAX RETURNS	TOTAL REPORTED GROSS RECEIPTS	TAXABLE GROSS RECEIPTS	REPORTED TAX DUE
6000	BANKS				
6100	CREDIT AGENCIES, EXCEPT BANKS AND S-AND-L ASSOC.				
6120	SAVINGS AND LOAN ASSOCIATIONS				
6300	INSURANCE AGENTS, CARRIERS, BROKERS AND SERVICES				
6510	REAL EST. OPER-LESR-AGT., ETC., AND TITLE ABSTRACT				
6700	HOLDING AND OTHER INVESTMENT COMPANIES				
FIRE	TOT. FINANCE, INSURANCE AND REAL ESTATE				
7000	HOTELS, MOTELS, TRAILER PARKS AND OTHER LODGING	24	404,080	403,750	25,991.43
7200	PERSONAL SERVICES	13	102,024	96,661	6,222.53
7300	MISCELLANEOUS BUSINESS SERVICES	21	165,156	148,088	9,533.20
7500	AUTOMOBILE RENTAL, REPAIR AND OTHER SERVICES	11	167,294	146,051	9,402.02
7600	MISCELLANEOUS REPAIR SERVICES	9	100,913	91,946	5,919.05
7800	MOTION PICTURE THEATERS AND PRODUCTION				
7900	AMUSEMENT AND RECREATION SERVICES	4	36,735	25,836	1,663.22
8010	PHYSICIANS, DENTISTS AND OTHERS	16	316,252	308,447	19,856.26
8060	HOSPITALS AND OTHER HEALTH SERVICES				
8100	LEGAL SERVICES	5	36,891	36,891	2,374.86
8900	MISCELLANEOUS SERVICES	73	793,960	781,179	50,288.39
8910	ENGINEERING AND ARCHITECTURAL SERVICES				
SERV	TOT. SERVICES	179	2,144,130	2,059,694	132,592.80
9999	NONCLASSIFIABLE ESTABLISHMENTS - (SERVICES)				
TOT-	TOTAL FOR ALL INDUSTRIES IN THIS LOCATION	419	8,735,209	6,561,333	422,108.92
TEL-	INTERSTATE TELECOMMUNICATIONS	12	43,006	42,984	1,826.84

* MONTHLY *

ANALYSIS OF GROSS RECEIPTS TAX BY STANDARD INDUSTRIAL CLASSIFICATION

* EDITED *

BUSINESS ACTIVITY REPORTED IN OCTOBER, 1999

LOCATION : 10-165 TUCUMCARI AIRPORT

SIC
CODENO. TAX
RETURNSTOTAL REPORTED
GROSS RECEIPTSTAXABLE
GROSS RECEIPTSREPORTED
TAX DUE

TAXATION AND REVENUE DEPARTMENT
STATE OF NEW MEXICO
COMBINED REVENUE SYSTEM
ANALYSIS OF GROSS RECEIPTS TAX BY STANDARD INDUSTRIAL CLASSIFICATION

* MONTHLY *
* EDITED *

BUSINESS ACTIVITY REPORTED IN OCTOBER, 1999

LOCATION : 10-214 SAN JON

SIC CODE		NO. TAX RETURNS	TOTAL REPORTED GROSS RECEIPTS	TAXABLE GROSS RECEIPTS	REPORTED TAX DUE
1700	SPECIAL TRADE CONTRACTORS				
CONS	TOT. CONTRACT CONSTRUCTION				
3900	MISCELLANEOUS MANUFACTURING				
MFG-	TOT. MANUFACTURING				
4200	MOTOR FREIGHT TRANS., WAREHOUSING, TRANS. SERVICES				
4810	TELEPHONE AND TELEGRAPH COMMUNICATIONS				
4830	RADIO AND TELEVISION BROADCASTING				
TCU-	TOT. TRANSPORTATION, COMMUNICATIONS AND UTILITIES	8	61,581	61,213	3,940.54
5020	DRUGS, CHEMICALS AND ALLIED PRODUCTS				
5080	MACHINERY, EQUIPMENT AND SUPPLIES				
5090	MISCELLANEOUS WHOLESALERS	3	114,966	5,456	351.25
5092	PETROLEUM AND PETROLEUM PRODUCTS				
WHSL	TOT. WHOLESALE TRADE	6	116,140	6,631	426.86
5400	RETAIL FOOD STORES				
5510	MOTOR VEHICLE DEALERS				
5540	GASOLINE SERVICE STATIONS				
5990	MISCELLANEOUS RETAILERS	7	21,136	20,924	1,317.53
RETL	TOT. RETAIL TRADE	13	439,602	206,381	13,256.35
7000	HOTELS, MOTELS, TRAILER PARKS AND OTHER LODGING				
7300	MISCELLANEOUS BUSINESS SERVICES				
8900	MISCELLANEOUS SERVICES	8	16,952	10,352	666.42
SERV	TOT. SERVICES	12	22,347	14,978	964.19
TOT-	TOTAL FOR ALL INDUSTRIES IN THIS LOCATION	42	753,210	402,742	25,897.07
TEL-	INTERSTATE TELECOMMUNICATIONS	3	101	84	3.55

* MONTHLY *

ANALYSIS OF GROSS RECEIPTS TAX BY STANDARD INDUSTRIAL CLASSIFICATION

* EDITED *

BUSINESS ACTIVITY REPORTED IN OCTOBER, 1999

LOCATION : 10-309

LOGAN

SIC CODE		NO. TAX RETURNS	TOTAL REPORTED GROSS RECEIPTS	TAXABLE GROSS RECEIPTS	REPORTED TAX DUE
1500	GENERAL BUILDING CONTRACTORS				
1610	HIGHWAY CONTRACTORS				
1700	SPECIAL TRADE CONTRACTORS				
CONS	TOT. CONTRACT CONSTRUCTION	5	80,097	76,068	4,896.90
3600	ELECTRICAL MACHINERY, EQUIPMENT AND SUPPLIES				
3900	MISCELLANEOUS MANUFACTURING				
MFG-	TOT. MANUFACTURING				
4200	MOTOR FREIGHT TRANS., WAREHOUSING, TRANS. SERVICES				
4810	TELEPHONE AND TELEGRAPH COMMUNICATIONS	6	37,267	34,866	2,234.63
4830	RADIO AND TELEVISION BROADCASTING				
4920	GAS UTILITIES				
TCU-	TOT. TRANSPORTATION, COMMUNICATIONS AND UTILITIES	9	104,600	79,163	5,086.26
5070	HARDWARE, PLUMBING AND HEATING EQUIP. AND SUPPLIES				
5090	MISCELLANEOUS WHOLESALERS				
WHSL	TOT. WHOLESALE TRADE	4	2,068	1,994	128.33
5251	HARDWARE STORES				
5300	GENERAL MERCHANDISE, EXCEPT DEPARTMENT STORES	3	2,182	2,182	140.46
5400	RETAIL FOOD STORES	3	207,480	142,077	9,146.23
5540	GASOLINE SERVICE STATIONS	4	33,975	29,008	1,867.36
5599	MISCELLANEOUS VEHICLE AND AUTO ACCESSORY DEALERS				
5800	EATING AND DRINKING PLACES				
5813	LIQUOR DISPENSERS - BY THE DRINK				
5990	MISCELLANEOUS RETAILERS	18	31,600	28,952	1,800.71
RETL	TOT. RETAIL TRADE	34	376,058	289,047	18,544.30
6510	REAL EST. OPER.-LESR-AGT., ETC., AND TITLE ABSTRACT				
FIRE	TOT. FINANCE, INSURANCE AND REAL ESTATE				
7000	HOTELS, MOTELS, TRAILER PARKS AND OTHER LODGING	3	21,150	20,738	1,335.04
7200	PERSONAL SERVICES	4	1,653	1,653	106.40
7300	MISCELLANEOUS BUSINESS SERVICES				
7500	AUTOMOBILE RENTAL, REPAIR AND OTHER SERVICES				
7600	MISCELLANEOUS REPAIR SERVICES				
8010	PHYSICIANS, DENTISTS AND OTHERS				
8600	NONPROFIT MEMBERSHIP ORGANIZATIONS				
8900	MISCELLANEOUS SERVICES	14	19,325	15,615	1,005.19
SERV	TOT. SERVICES	28	98,282	91,925	5,917.71

TAXATION AND REVENUE DEPARTMENT
STATE OF NEW MEXICO
COMBINED REVENUE SYSTEM* MONTHLY *
* EDITED *

ANALYSIS OF GROSS RECEIPTS TAX BY STANDARD INDUSTRIAL CLASSIFICATION

BUSINESS ACTIVITY REPORTED IN OCTOBER, 1999

LOCATION : 10-309

LOGAN

SIC CODE		NO. TAX RETURNS	TOTAL REPORTED GROSS RECEIPTS	TAXABLE GROSS RECEIPTS	REPORTED TAX DUE
TOT-	TOTAL FOR ALL INDUSTRIES IN THIS LOCATION	85	649,349	532,156	34,184.61
TEL-	INTERSTATE TELECOMMUNICATIONS	2	223	223	9.48

* MONTHLY *

ANALYSIS OF GROSS RECEIPTS TAX BY STANDARD INDUSTRIAL CLASSIFICATION

* EDITED *

BUSINESS ACTIVITY REPORTED IN OCTOBER, 1999

LOCATION : 10-407

HOUSE

SIC
CODENO. TAX
RETURNSTOTAL REPORTED
GROSS RECEIPTSTAXABLE
GROSS RECEIPTSREPORTED
TAX DUE

4810 TELEPHONE AND TELEGRAPH COMMUNICATIONS
TCU- TOT. TRANSPORTATION, COMMUNICATIONS AND UTILITIES

5251 HARDWARE STORES
5300 GENERAL MERCHANDISE, EXCEPT DEPARTMENT STORES
5990 MISCELLANEOUS RETAILERS
RETL TOT. RETAIL TRADE

3	666	666	34.81
6	205,645	181,574	11,680.72

7300 MISCELLANEOUS BUSINESS SERVICES
SERV TOT. SERVICES

TOT-	TOTAL FOR ALL INDUSTRIES IN THIS LOCATION	10	209,399	184,874	11,893.18
------	---	----	---------	---------	-----------

TEL-	INTERSTATE TELECOMMUNICATIONS	1	0	0	0.01
------	-------------------------------	---	---	---	------

STATE OF NEW MEXICO
COMBINED REVENUE SYSTEMRUN DATE: 11/09/99
RUN NUMBER: 499.00* MONTHLY *
* EDITED *

ANALYSIS OF GROSS RECEIPTS TAX BY STANDARD INDUSTRIAL CLASSIFICATION

BUSINESS ACTIVITY REPORTED IN OCTOBER, 1999

LOCATION : 10-010 RMDR QUAY CNTY

SIC CODE		NO. TAX RETURNS	TOTAL REPORTED GROSS RECEIPTS	TAXABLE GROSS RECEIPTS	REPORTED TAX DUE
0700	AGRICULTURAL SERVICES				
AGRI	TOT. AGRICULTURE				
1389	OIL AND GAS FIELD SERVICES, EXCEPT DRILLING				
MINE	TOT. MINING				
1500	GENERAL BUILDING CONTRACTORS	8	221,873	221,873	12,480.36
1610	HIGHWAY CONTRACTORS				
1700	SPECIAL TRADE CONTRACTORS				
CONS	TOT. CONTRACT CONSTRUCTION	16	918,168	915,348	51,488.33
3900	MISCELLANEOUS MANUFACTURING	8	58,429	47,829	2,690.37
MFG-	TOT. MANUFACTURING	8	58,429	47,829	2,690.37
4200	MOTOR FREIGHT TRANS., WAREHOUSING, TRANS. SERVICES				
4810	TELEPHONE AND TELEGRAPH COMMUNICATIONS	9	73,222	61,293	3,438.67
4900	ELECTRIC WATER AND SANITARY SERVICE UTILITIES	3	42,169	41,844	2,353.73
4920	GAS UTILITIES				
TCU-	TOT. TRANSPORTATION, COMMUNICATIONS AND UTILITIES	15	171,500	130,991	7,359.15
5020	DRUGS, CHEMICALS AND ALLIED PRODUCTS				
5090	MISCELLANEOUS WHOLESALERS				
WHSL	TOT. WHOLESALE TRADE	5	4,938	1,337	75.20
5200	BUILDING MATERIALS				
5300	GENERAL MERCHANDISE, EXCEPT DEPARTMENT STORES				
5310	DEPARTMENT STORES				
5400	RETAIL FOOD STORES	3	117,900	58,900	3,313.14
5599	MISCELLANEOUS VEHICLE AND AUTO ACCESSORY DEALERS				
5700	FURNITURE, HOME FURNISHINGS AND APPLIANCE STORES				
5990	MISCELLANEOUS RETAILERS	18	36,523	22,369	1,246.89
RETL	TOT. RETAIL TRADE	27	181,059	92,559	5,195.08
6510	REAL EST. OPER-LESR-AGT., ETC., AND TITLE ABSTRACT				
FIRE	TOT. FINANCE, INSURANCE AND REAL ESTATE				
7200	PERSONAL SERVICES				
7300	MISCELLANEOUS BUSINESS SERVICES				
7500	AUTOMOBILE RENTAL, REPAIR AND OTHER SERVICES				
7600	MISCELLANEOUS REPAIR SERVICES	4	50,488	28,193	1,585.83
8900	MISCELLANEOUS SERVICES	13	391,793	391,793	22,038.39
8910	ENGINEERING AND ARCHITECTURAL SERVICES				
SERV	TOT. SERVICES	24	517,891	489,444	27,531.23

* MONTHLY *
* EDITED *

ANALYSIS OF GROSS RECEIPTS TAX BY STANDARD INDUSTRIAL CLASSIFICATION

BUSINESS ACTIVITY REPORTED IN OCTOBER, 1999

LOCATION : 10-010 RMDR QUAY CNTY

SIC CODE		NO. TAX RETURNS	TOTAL REPORTED GROSS RECEIPTS	TAXABLE GROSS RECEIPTS	REPORTED TAX DUE
9999	NONCLASSIFIABLE ESTABLISHMENTS - (SERVICES)				
TOT-	TOTAL FOR ALL INDUSTRIES IN THIS LOCATION	102	1,916,874	1,723,336	96,917.24
TEL-	INTERSTATE TELECOMMUNICATIONS	5	8,140	8,140	345.95

* MONTHLY *

ANALYSIS OF GROSS RECEIPTS TAX BY STANDARD INDUSTRIAL CLASSIFICATION

* EDITED *

BUSINESS ACTIVITY REPORTED IN OCTOBER, 1999

LOCATION : 17-118

CHAMA

SIC CODE		NO. TAX RETURNS	TOTAL REPORTED GROSS RECEIPTS	TAXABLE GROSS RECEIPTS	REPORTED TAX DUE
0100 AGRI	AGRICULTURAL PRODUCTION TOT. AGRICULTURE				
1400 MINE	NONMETALLIC MINERALS, EXCEPT FUELS AND POTASH TOT. MINING				
1500 1620 1700 CONS	GENERAL BUILDING CONTRACTORS NON-BUILDING HEAVY CONTRACTORS, EXCEPT HIGHWAY SPECIAL TRADE CONTRACTORS TOT. CONTRACT CONSTRUCTION	10 18	25,834 118,833	25,429 53,229	1,573.44 3,293.57
3600 3900 MFG-	ELECTRICAL MACHINERY, EQUIPMENT AND SUPPLIES MISCELLANEOUS MANUFACTURING TOT. MANUFACTURING	5	21,350	1,606	99.37
4000 4810 4900 4920 TCU-	RAILROAD TRANSPORTATION TELEPHONE AND TELEGRAPH COMMUNICATIONS ELECTRIC WATER AND SANITARY SERVICE UTILITIES GAS UTILITIES TOT. TRANSPORTATION, COMMUNICATIONS AND UTILITIES	11 15	1,150 226,481	1,066 214,107	62.51 13,244.43
5070 5090 5092 WHSL	HARDWARE, PLUMBING AND HEATING EQUIP. AND SUPPLIES MISCELLANEOUS WHOLESALERS PETROLEUM AND PETROLEUM PRODUCTS TOT. WHOLESALE TRADE	10	142,071	131,214	8,118.86
5200 5251 5300 5310 5400 5540 5599 5600 5700 5800 5990 RETL	BUILDING MATERIALS HARDWARE STORES GENERAL MERCHANDISE, EXCEPT DEPARTMENT STORES DEPARTMENT STORES RETAIL FOOD STORES GASOLINE SERVICE STATIONS MISCELLANEOUS VEHICLE AND AUTO ACCESSORY DEALERS APPAREL AND ACCESSORY STORES FURNITURE, HOME FURNISHINGS AND APPLIANCE STORES EATING AND DRINKING PLACES MISCELLANEOUS RETAILERS TOT. RETAIL TRADE	3 4 3 3 3 11 30 61	25,764 12,776 368,403 25,793 389,111 506,637 1,437,333	22,007 12,750 321,501 25,793 388,803 336,093 1,198,084	1,361.69 788.91 19,892.84 1,595.94 24,057.16 20,784.80 74,120.46
6300 6510 FIRE	INSURANCE AGENTS, CARRIERS, BROKERS AND SERVICES REAL EST. OPER-LESR-AGT., ETC., AND TITLE ABSTRACT TOT. FINANCE, INSURANCE AND REAL ESTATE	4	81,880	81,880	5,066.35
7000	HOTELS, MOTELS, TRAILER PARKS AND OTHER LODGING	13	184,342	184,342	11,406.17

* MONTHLY *

* EDITED *

ANALYSIS OF GROSS RECEIPTS TAX BY STANDARD INDUSTRIAL CLASSIFICATION

BUSINESS ACTIVITY REPORTED IN OCTOBER, 1999

LOCATION : 17-118

CHAMA

SIC CODE		NO. TAX RETURNS	TOTAL REPORTED GROSS RECEIPTS	TAXABLE GROSS RECEIPTS	REPORTED TAX DUE
7200	PERSONAL SERVICES	6	7,442	7,442	460.50
7300	MISCELLANEOUS BUSINESS SERVICES				
7500	AUTOMOBILE RENTAL, REPAIR AND OTHER SERVICES	4	10,243	8,391	519.18
8010	PHYSICIANS, DENTISTS AND OTHERS				
8100	LEGAL SERVICES				
8900	MISCELLANEOUS SERVICES	22	75,029	45,888	2,839.28
SERV	TOT. SERVICES	50	286,427	255,435	15,805.02
TOT-	TOTAL FOR ALL INDUSTRIES IN THIS LOCATION	167	2,336,823	1,958,002	121,137.00
TEL-	INTERSTATE TELECOMMUNICATIONS	7	1,141	1,037	44.09

* MONTHLY *

ANALYSIS OF GROSS RECEIPTS TAX BY STANDARD INDUSTRIAL CLASSIFICATION

* EDITED *

BUSINESS ACTIVITY REPORTED IN OCTOBER, 1999

LOCATION : 17-215 ESPANOLA (R.A.)

SIC CODE		NO. TAX RETURNS	TOTAL REPORTED GROSS RECEIPTS	TAXABLE GROSS RECEIPTS	REPORTED TAX DUE
0700 AGRI	AGRICULTURAL SERVICES TOT. AGRICULTURE				
1400 MINE	NONMETALLIC MINERALS, EXCEPT FUELS AND POTASH TOT. MINING				
1500	GENERAL BUILDING CONTRACTORS				
1620	NON-BUILDING HEAVY CONTRACTORS, EXCEPT HIGHWAY				
1700	SPECIAL TRADE CONTRACTORS	42	481,702	117,513	7,271.12
CONS	TOT. CONTRACT CONSTRUCTION	64	2,181,351	1,297,573	80,287.33
2700	PRINTING AND PUBLISHING				
3600	ELECTRICAL MACHINERY, EQUIPMENT AND SUPPLIES	3	10,796	5,178	320.40
3700	TRANSPORTATION EQUIPMENT				
3900	MISCELLANEOUS MANUFACTURING	7	40,116	12,639	782.04
MFG-	TOT. MANUFACTURING	14	197,365	119,669	7,404.51
4100	LOCAL AND HIGHWAY PASSENGER TRANSPORTATION				
4200	MOTOR FREIGHT TRANS., WAREHOUSING, TRANS. SERVICES				
4810	TELEPHONE AND TELEGRAPH COMMUNICATIONS	9	12,108	12,108	749.17
4830	RADIO AND TELEVISION BROADCASTING	4	25,164	16,901	1,045.78
4900	ELECTRIC WATER AND SANITARY SERVICE UTILITIES	3	57,418	57,418	3,552.73
4920	GAS UTILITIES				
TCU-	TOT. TRANSPORTATION, COMMUNICATIONS AND UTILITIES	20	199,576	177,712	10,995.92
5010	MOTOR VEHICLES AND AUTOMOTIVE EQUIPMENT	4	14,679	14,679	908.26
5020	DRUGS, CHEMICALS AND ALLIED PRODUCTS				
5040	GROCERIES AND RELATED PRODUCTS				
5080	MACHINERY, EQUIPMENT AND SUPPLIES				
5090	MISCELLANEOUS WHOLESALERS	23	56,939	43,953	2,719.59
5092	PETROLEUM AND PETROLEUM PRODUCTS				
WHSL	TOT. WHOLESALE TRADE	33	474,982	393,914	24,373.44
5200	BUILDING MATERIALS				
5251	HARDWARE STORES	3	206,608	175,711	10,872.12
5252	FARM EQUIPMENT DEALERS				
5300	GENERAL MERCHANDISE, EXCEPT DEPARTMENT STORES	6	21,943	21,905	1,355.34
5310	DEPARTMENT STORES				
5400	RETAIL FOOD STORES	7	2,239,144	1,961,617	121,375.09
5510	MOTOR VEHICLE DEALERS	5	270,168	252,472	15,621.68
5540	GASOLINE SERVICE STATIONS	5	199,936	199,936	12,371.07
5592	MOBILE HOME DEALERS	5	557,437	433,645	26,831.80
5599	MISCELLANEOUS VEHICLE AND AUTO ACCESSORY DEALERS				
5600	APPAREL AND ACCESSORY STORES	9	159,202	146,624	9,072.38

* MONTHLY *

ANALYSIS OF GROSS RECEIPTS TAX BY STANDARD INDUSTRIAL CLASSIFICATION

* EDITED *

BUSINESS ACTIVITY REPORTED IN OCTOBER, 1999

LOCATION : 17-215 ESPANOLA (R.A.)

SIC CODE		NO. TAX RETURNS	TOTAL REPORTED GROSS RECEIPTS	TAXABLE GROSS RECEIPTS	REPORTED TAX DUE
5700	FURNITURE, HOME FURNISHINGS AND APPLIANCE STORES				
5800	EATING AND DRINKING PLACES	21	1,232,003	1,231,914	76,224.68
5813	LIQUOR DISPENSERS - BY THE DRINK				
5910	DRUG AND PROPRIETARY STORES	3	990,837	432,425	26,756.29
5920	PACKAGE LIQUOR STORES				
5990	MISCELLANEOUS RETAILERS	75	6,150,720	5,192,690	321,202.82
RETL	TOT. RETAIL TRADE	150	13,712,869	10,730,283	663,841.40
8000	BANKS	3	169,444	165,679	10,251.37
6120	SAVINGS AND LOAN ASSOCIATIONS				
6300	INSURANCE AGENTS, CARRIERS, BROKERS AND SERVICES				
6510	REAL EST. OPER-LESR-AGT., ETC., AND TITLE ABSTRACT	8	89,096	86,955	5,380.36
6550	REAL ESTATE SUBDIVIDERS AND DEVELOPERS				
FIRE	TOT. FINANCE, INSURANCE AND REAL ESTATE	16	533,920	515,648	31,905.73
7000	HOTELS, MOTELS, TRAILER PARKS AND OTHER LODGING	6	128,011	128,011	7,920.69
7200	PERSONAL SERVICES	28	231,151	217,335	13,447.60
7300	MISCELLANEOUS BUSINESS SERVICES	15	61,268	52,842	3,269.62
7500	AUTOMOBILE RENTAL, REPAIR AND OTHER SERVICES	14	121,522	112,511	6,961.62
7600	MISCELLANEOUS REPAIR SERVICES	3	9,096	8,947	553.62
7900	AMUSEMENT AND RECREATION SERVICES	4	10,910	10,910	675.04
8010	PHYSICIANS, DENTISTS AND OTHERS	17	324,811	301,019	18,625.52
8060	HOSPITALS AND OTHER HEALTH SERVICES	7	169,122	160,578	9,935.76
8100	LEGAL SERVICES	8	69,829	69,829	4,320.69
8200	EDUCATIONAL SERVICES				
8900	MISCELLANEOUS SERVICES	74	714,059	643,619	39,823.87
8910	ENGINEERING AND ARCHITECTURAL SERVICES				
SERV	TOT. SERVICES	180	1,878,887	1,742,423	107,812.42
9999	NONCLASSIFIABLE ESTABLISHMENTS - (SERVICES)	4	5,753	4,089	252.99
TOT-	TOTAL FOR ALL INDUSTRIES IN THIS LOCATION	484	19,366,212	15,007,229	928,477.50
TEL-	INTERSTATE TELECOMMUNICATIONS	6	7,197	7,197	305.84

* MONTHLY *
* EDITED *

ANALYSIS OF GROSS RECEIPTS TAX BY STANDARD INDUSTRIAL CLASSIFICATION

BUSINESS ACTIVITY REPORTED IN OCTOBER, 1999

LOCATION : 17-901 SANTA CLARA TAXEXEMP

SIC CODE		NO. TAX RETURNS	TOTAL REPORTED GROSS RECEIPTS	TAXABLE GROSS RECEIPTS	REPORTED TAX DUE
4810 TCU-	TELEPHONE AND TELEGRAPH COMMUNICATIONS TOT. TRANSPORTATION, COMMUNICATIONS AND UTILITIES				
5990 RETL	MISCELLANEOUS RETAILERS TOT. RETAIL TRADE				
7200 8900 SERV	PERSONAL SERVICES MISCELLANEOUS SERVICES TOT. SERVICES	3	5,609	5,609	315.50
TOT-	TOTAL FOR ALL INDUSTRIES IN THIS LOCATION	7	13,601	6,041	339.82
TEL-	INTERSTATE TELECOMMUNICATIONS	2	5	5	0.23

* MONTHLY *

ANALYSIS OF GROSS RECEIPTS TAX BY STANDARD INDUSTRIAL CLASSIFICATION

* EDITED *

BUSINESS ACTIVITY REPORTED IN OCTOBER, 1999

LOCATION : 17-902 SANTA CLARA TAXABLE

SIC CODE		NO. TAX RETURNS	TOTAL REPORTED GROSS RECEIPTS	TAXABLE GROSS RECEIPTS	REPORTED TAX DUE
1500	GENERAL BUILDING CONTRACTORS				
1700	SPECIAL TRADE CONTRACTORS				
CONS	TOT. CONTRACT CONSTRUCTION				
5080	MACHINERY, EQUIPMENT AND SUPPLIES				
WHSL	TOT. WHOLESALE TRADE				
5310	DEPARTMENT STORES				
5400	RETAIL FOOD STORES				
RETL	TOT. RETAIL TRADE				
7300	MISCELLANEOUS BUSINESS SERVICES				
8900	MISCELLANEOUS SERVICES				
SERV	TOT. SERVICES				
TOT-	TOTAL FOR ALL INDUSTRIES IN THIS LOCATION	7	33,274	27,358	1,538.91

* MONTHLY *
* EDITED *

ANALYSIS OF GROSS RECEIPTS TAX BY STANDARD INDUSTRIAL CLASSIFICATION

BUSINESS ACTIVITY REPORTED IN OCTOBER, 1999

LOCATION : 17-931 SANTA CLARA-IN ESPL

SIC CODE	NO. TAX RETURNS	TOTAL REPORTED GROSS RECEIPTS	TAXABLE GROSS RECEIPTS	REPORTED TAX DUE
-------------	--------------------	----------------------------------	---------------------------	---------------------

* MONTHLY *

ANALYSIS OF GROSS RECEIPTS TAX BY STANDARD INDUSTRIAL CLASSIFICATION

* EDITED *

BUSINESS ACTIVITY REPORTED IN OCTOBER, 1999

LOCATION : 17-941 SANTA CLARA-OUT ESPL

SIC
CODENO. TAX
RETURNSTOTAL REPORTED
GROSS RECEIPTSTAXABLE
GROSS RECEIPTSREPORTED
TAX DUE

* MONTHLY *

ANALYSIS OF GROSS RECEIPTS TAX BY STANDARD INDUSTRIAL CLASSIFICATION

* EDITED *

BUSINESS ACTIVITY REPORTED IN OCTOBER, 1999

LOCATION : 17-017 RMDR RIO ARRIBA CNTY

SIC CODE		NO. TAX RETURNS	TOTAL REPORTED GROSS RECEIPTS	TAXABLE GROSS RECEIPTS	REPORTED TAX DUE
0100	AGRICULTURAL PRODUCTION				
0700	AGRICULTURAL SERVICES	4	23,293	22,333	1,256.24
0800	FORESTRY AND FISHERIES				
AGRI	TOT. AGRICULTURE	7	57,783	42,865	2,411.18
1000	METAL MINING, EXCEPT COPPER, URANIUM, MOLYBDENUM				
1389	OIL AND GAS FIELD SERVICES, EXCEPT DRILLING				
MINE	TOT. MINING	13	3,682,939	3,662,841	206,034.82
1500	GENERAL BUILDING CONTRACTORS	57	2,145,925	1,987,979	111,823.76
1610	HIGHWAY CONTRACTORS	4	297,147	272,717	15,340.33
1620	NON-BUILDING HEAVY CONTRACTORS, EXCEPT HIGHWAY	11	1,901,251	1,897,851	106,754.14
1700	SPECIAL TRADE CONTRACTORS	108	2,162,194	1,666,379	93,698.62
CONS	TOT. CONTRACT CONSTRUCTION	180	6,506,517	5,824,926	327,616.85
2000	FOOD AND KINDRED PRODUCTS, EXCEPT MEAT PRODUCTS	3	53,473	52,257	2,939.46
2300	APPAREL AND TEXTILE MILL PRODUCTS				
2400	LUMBER, WOOD AND PAPER PRODUCTS				
3200	STONE, CLAY, GLASS, AND CONCRETE PRODUCTS				
3400	PRIMARY METAL INDUST., FABRICATED METAL PRODUCTS				
3600	ELECTRICAL MACHINERY, EQUIPMENT AND SUPPLIES				
3900	MISCELLANEOUS MANUFACTURING	19	425,963	106,770	6,005.84
MFG-	TOT. MANUFACTURING	29	625,684	168,813	9,495.75
4100	LOCAL AND HIGHWAY PASSENGER TRANSPORTATION				
4200	MOTOR FREIGHT TRANS., WAREHOUSING, TRANS. SERVICES	6	94,173	45,652	2,567.91
4600	PIPELINE TRANSPORTATION				
4810	TELEPHONE AND TELEGRAPH COMMUNICATIONS	22	52,462	50,784	2,791.06
4900	ELECTRIC WATER AND SANITARY SERVICE UTILITIES	12	428,107	246,328	13,855.94
4920	GAS UTILITIES				
TCU-	TOT. TRANSPORTATION, COMMUNICATIONS AND UTILITIES	44	819,359	525,864	29,514.33
5020	DRUGS, CHEMICALS AND ALLIED PRODUCTS				
5040	GROCERIES AND RELATED PRODUCTS	4	81,967	37,826	2,127.70
5060	ELECTRICAL GOODS AND HOUSEHOLD APPLIANCES				
5070	HARDWARE, PLUMBING AND HEATING EQUIP. AND SUPPLIES				
5080	MACHINERY, EQUIPMENT AND SUPPLIES				
5090	MISCELLANEOUS WHOLESALERS	25	114,231	48,931	2,752.37
WHSL	TOT. WHOLESALE TRADE	34	279,359	169,916	9,557.77
5200	BUILDING MATERIALS				
5251	HARDWARE STORES				
5300	GENERAL MERCHANDISE, EXCEPT DEPARTMENT STORES	10	189,650	184,602	10,383.86
5310	DEPARTMENT STORES				

* MONTHLY *
* EDITED *

ANALYSIS OF GROSS RECEIPTS TAX BY STANDARD INDUSTRIAL CLASSIFICATION

BUSINESS ACTIVITY REPORTED IN OCTOBER, 1999

LOCATION : 17-017 RMDR RIO ARriba CNTY

SIC CODE		NO. TAX RETURNS	TOTAL REPORTED GROSS RECEIPTS	TAXABLE GROSS RECEIPTS	REPORTED TAX DUE
5400	RETAIL FOOD STORES	24	324,898	260,676	14,663.03
5540	GASOLINE SERVICE STATIONS	5	304,173	154,619	8,697.34
5599	MISCELLANEOUS VEHICLE AND AUTO ACCESSORY DEALERS				
5600	APPAREL AND ACCESSORY STORES				
5700	FURNITURE, HOME FURNISHINGS AND APPLIANCE STORES				
5800	EATING AND DRINKING PLACES	15	250,590	227,438	12,793.38
5813	LIQUOR DISPENSERS - BY THE DRINK	9	76,276	76,276	4,290.50
5920	PACKAGE LIQUOR STORES				
5990	MISCELLANEOUS RETAILERS	80	624,865	443,720	24,878.64
RETL	TOT. RETAIL TRADE	154	1,852,390	1,427,758	80,230.81
6000	BANKS				
6100	CREDIT AGENCIES, EXCEPT BANKS AND S-AND-L ASSOC.				
6510	REAL EST. OPER-LESR-AGT., ETC., AND TITLE ABSTRACT	14	250,050	232,556	13,081.31
6550	REAL ESTATE SUBDIVIDERS AND DEVELOPERS				
FIRE	TOT. FINANCE, INSURANCE AND REAL ESTATE	18	274,737	256,124	14,407.01
7000	HOTELS, MOTELS, TRAILER PARKS AND OTHER LODGING	10	92,954	87,182	4,903.99
7200	PERSONAL SERVICES	9	17,807	17,807	1,001.68
7300	MISCELLANEOUS BUSINESS SERVICES	12	1,788,127	1,689,918	95,060.68
7500	AUTOMOBILE RENTAL, REPAIR AND OTHER SERVICES	14	88,514	49,237	2,769.59
7600	MISCELLANEOUS REPAIR SERVICES	7	93,622	20,995	1,180.96
7900	AMUSEMENT AND RECREATION SERVICES				
8010	PHYSICIANS, DENTISTS AND OTHERS	3	36,683	34,622	1,947.49
8060	HOSPITALS AND OTHER HEALTH SERVICES				
8600	NONPROFIT MEMBERSHIP ORGANIZATIONS				
8900	MISCELLANEOUS SERVICES	113	1,099,719	995,792	56,006.18
8910	ENGINEERING AND ARCHITECTURAL SERVICES	9	74,053	69,286	3,897.31
SERV	TOT. SERVICES	181	3,321,294	2,994,653	168,444.91
9300	LOCAL GOVERNMENT - COUNTIES				
9393	LOCAL GOVERNMENT - MUNICIPALITIES				
GOVT	TOT. GOVERNMENT				
9999	NONCLASSIFIABLE ESTABLISHMENTS - (SERVICES)				
TOT-	TOTAL FOR ALL INDUSTRIES IN THIS LOCATION	667	17,548,137	15,182,008	853,802.35
TEL-	INTERSTATE TELECOMMUNICATIONS	20	9,987	9,211	391.46

* MONTHLY *

ANALYSIS OF GROSS RECEIPTS TAX BY STANDARD INDUSTRIAL CLASSIFICATION

* EDITED *

BUSINESS ACTIVITY REPORTED IN OCTOBER, 1999

LOCATION : 11-119

PORTALES

SIC CODE		NO. TAX RETURNS	TOTAL REPORTED GROSS RECEIPTS	TAXABLE GROSS RECEIPTS	REPORTED TAX DUE
0700	AGRICULTURAL SERVICES				
AGRI	TOT. AGRICULTURE				
1500	GENERAL BUILDING CONTRACTORS	36	551,892	348,099	21,537.63
1700	SPECIAL TRADE CONTRACTORS	25	164,957	109,158	6,754.12
CONS	TOT. CONTRACT CONSTRUCTION	61	716,849	457,257	28,291.75
2000	FOOD AND KINDRED PRODUCTS, EXCEPT MEAT PRODUCTS				
2400	LUMBER, WOOD AND PAPER PRODUCTS				
2700	PRINTING AND PUBLISHING				
3200	STONE, CLAY, GLASS, AND CONCRETE PRODUCTS				
3600	ELECTRICAL MACHINERY, EQUIPMENT AND SUPPLIES				
3700	TRANSPORTATION EQUIPMENT				
3900	MISCELLANEOUS MANUFACTURING				
MFG-	TOT. MANUFACTURING	11	45,845	25,409	1,572.17
4200	MOTOR FREIGHT TRANS., WAREHOUSING, TRANS. SERVICES	6	40,094	7,044	406.53
4810	TELEPHONE AND TELEGRAPH COMMUNICATIONS	14	234,828	234,085	14,477.91
4830	RADIO AND TELEVISION BROADCASTING				
4900	ELECTRIC WATER AND SANITARY SERVICE UTILITIES	3	404,630	382,387	23,660.17
4920	GAS UTILITIES				
TCU-	TOT. TRANSPORTATION, COMMUNICATIONS AND UTILITIES	27	811,175	726,226	44,899.83
5020	DRUGS, CHEMICALS AND ALLIED PRODUCTS				
5040	GROCERIES AND RELATED PRODUCTS	3	1,277	1,277	79.01
5080	MACHINERY, EQUIPMENT AND SUPPLIES	4	122,255	59,260	3,666.73
5090	MISCELLANEOUS WHOLESALERS	24	32,337	21,724	1,344.19
5092	PETROLEUM AND PETROLEUM PRODUCTS				
WHSL	TOT. WHOLESALE TRADE	35	178,062	103,607	6,410.67
5200	BUILDING MATERIALS				
5251	HARDWARE STORES				
5252	FARM EQUIPMENT DEALERS	3	114,450	72,331	4,475.47
5300	GENERAL MERCHANDISE, EXCEPT DEPARTMENT STORES	7	304,270	233,690	14,459.59
5310	DEPARTMENT STORES				
5400	RETAIL FOOD STORES	9	891,106	735,436	45,505.09
5510	MOTOR VEHICLE DEALERS				
5540	GASOLINE SERVICE STATIONS	3	1,029,074	438,879	27,155.63
5592	MOBILE HOME DEALERS				
5599	MISCELLANEOUS VEHICLE AND AUTO ACCESSORY DEALERS	5	260,599	228,001	14,107.54
5600	APPAREL AND ACCESSORY STORES	5	98,410	98,410	6,089.14
5700	FURNITURE, HOME FURNISHINGS AND APPLIANCE STORES	5	118,522	96,279	5,957.27
5800	EATING AND DRINKING PLACES	22	568,614	566,372	35,044.27

* MONTHLY *

ANALYSIS OF GROSS RECEIPTS TAX BY STANDARD INDUSTRIAL CLASSIFICATION

* EDITED *

BUSINESS ACTIVITY REPORTED IN OCTOBER, 1999

LOCATION : 11-119

PORTALES

SIC CODE		NO. TAX RETURNS	TOTAL REPORTED GROSS RECEIPTS	TAXABLE GROSS RECEIPTS	REPORTED TAX DUE
5813	LIQUOR DISPENSERS - BY THE DRINK				
5910	DRUG AND PROPRIETARY STORES	4	340,869	76,879	4,756.87
5920	PACKAGE LIQUOR STORES				
5990	MISCELLANEOUS RETAILERS	89	3,954,259	3,332,822	205,775.60
RETL	TOT. RETAIL TRADE	164	8,796,438	6,750,460	417,241.94
6000	BANKS	5	135,506	118,810	7,351.35
6100	CREDIT AGENCIES, EXCEPT BANKS AND S-AND-L ASSOC.	3	1,177	1,177	72.85
6120	SAVINGS AND LOAN ASSOCIATIONS				
6200	SECUTY. AND COMDTY. BROKERS, DELRS., EXCGS., SERV.				
6300	INSURANCE AGENTS, CARRIERS, BROKERS AND SERVICES	3	6,302	6,302	389.92
6510	REAL EST. OPER-LESR-AGT., ETC., AND TITLE ABSTRACT	4	24,011	24,011	1,485.71
6550	REAL ESTATE SUBDIVIDERS AND DEVELOPERS				
6700	HOLDING AND OTHER INVESTMENT COMPANIES				
FIRE	TOT. FINANCE, INSURANCE AND REAL ESTATE	19	238,874	222,285	13,753.87
7000	HOTELS, MOTELS, TRAILER PARKS AND OTHER LODGING	3	24,436	24,436	1,511.99
7200	PERSONAL SERVICES	33	263,999	228,153	14,116.95
7300	MISCELLANEOUS BUSINESS SERVICES	21	222,567	161,906	10,017.95
7500	AUTOMOBILE RENTAL, REPAIR AND OTHER SERVICES	25	260,559	164,600	10,184.63
7600	MISCELLANEOUS REPAIR SERVICES	6	71,526	61,581	3,810.31
7800	MOTION PICTURE THEATERS AND PRODUCTION				
7900	AMUSEMENT AND RECREATION SERVICES				
8010	PHYSICIANS, DENTISTS AND OTHERS	9	147,089	112,981	6,990.69
8060	HOSPITALS AND OTHER HEALTH SERVICES				
8200	EDUCATIONAL SERVICES				
8600	NONPROFIT MEMBERSHIP ORGANIZATIONS				
8900	MISCELLANEOUS SERVICES	90	582,063	528,457	32,698.28
SERV	TOT. SERVICES	193	1,613,639	1,323,513	81,892.42
9999	NONCLASSIFIABLE ESTABLISHMENTS - (SERVICES)				
TOT-	TOTAL FOR ALL INDUSTRIES IN THIS LOCATION	514	12,425,597	9,627,025	595,192.99
TEL-	INTERSTATE TELECOMMUNICATIONS	15	59,275	59,247	2,518.01

* MONTHLY *
* EDITED *

ANALYSIS OF GROSS RECEIPTS TAX BY STANDARD INDUSTRIAL CLASSIFICATION

BUSINESS ACTIVITY REPORTED IN OCTOBER, 1999

LOCATION : 11-216 ELIDA

SIC CODE		NO. TAX RETURNS	TOTAL REPORTED GROSS RECEIPTS	TAXABLE GROSS RECEIPTS	REPORTED TAX DUE
1500	GENERAL BUILDING CONTRACTORS				
1700	SPECIAL TRADE CONTRACTORS				
CONS	TOT. CONTRACT CONSTRUCTION				
3600	ELECTRICAL MACHINERY,EQUIPMENT AND SUPPLIES				
MFG-	TOT. MANUFACTURING				
4100	LOCAL AND HIGHWAY PASSENGER TRANSPORTATION	4	7,633	7,633	462.77
4810	TELEPHONE AND TELEGRAPH COMMUNICATIONS	3	313	313	17.70
TCU-	TOT. TRANSPORTATION, COMMUNICATIONS AND UTILITIES	7	7,946	7,946	480.47
5040	GROCERIES AND RELATED PRODUCTS				
5090	MISCELLANEOUS WHOLESALERS				
WHSL	TOT. WHOLESALE TRADE	4	985	580	35.20
5200	BUILDING MATERIALS				
5300	GENERAL MERCHANDISE, EXCEPT DEPARTMENT STORES				
5400	RETAIL FOOD STORES				
5540	GASOLINE SERVICE STATIONS				
5700	FURNITURE, HOME FURNISHINGS AND APPLIANCE STORES				
5800	EATING AND DRINKING PLACES				
5990	MISCELLANEOUS RETAILERS	11	67,848	8,107	467.62
RETL	TOT. RETAIL TRADE	19	162,214	73,025	4,403.24
7200	PERSONAL SERVICES				
7300	MISCELLANEOUS BUSINESS SERVICES	3	7,246	6,747	409.03
7500	AUTOMOBILE RENTAL, REPAIR AND OTHER SERVICES				
7600	MISCELLANEOUS REPAIR SERVICES				
8900	MISCELLANEOUS SERVICES	9	10,602	9,324	565.30
SERV	TOT. SERVICES	16	23,679	21,902	1,327.83
TOT-	TOTAL FOR ALL INDUSTRIES IN THIS LOCATION	50	198,576	107,205	6,474.20
TEL-	INTERSTATE TELECOMMUNICATIONS	5	9	9	0.37

* MONTHLY *

* EDITED *

ANALYSIS OF GROSS RECEIPTS TAX BY STANDARD INDUSTRIAL CLASSIFICATION

BUSINESS ACTIVITY REPORTED IN OCTOBER, 1999

LOCATION : 11-310

DORA

SIC CODE		NO. TAX RETURNS	TOTAL REPORTED GROSS RECEIPTS	TAXABLE GROSS RECEIPTS	REPORTED TAX DUE
1700	SPECIAL TRADE CONTRACTORS	5	8,663	4,068	223.71
CONS	TOT. CONTRACT CONSTRUCTION	5	8,663	4,068	223.71
3500	MACHINERY, EXCEPT ELECTRICAL				
MFG-	TOT. MANUFACTURING				
4100	LOCAL AND HIGHWAY PASSENGER TRANSPORTATION				
4810	TELEPHONE AND TELEGRAPH COMMUNICATIONS				
TCU-	TOT. TRANSPORTATION, COMMUNICATIONS AND UTILITIES	5	23,011	23,011	1,257.05
5540	GASOLINE SERVICE STATIONS				
5700	FURNITURE, HOME FURNISHINGS AND APPLIANCE STORES				
5990	MISCELLANEOUS RETAILERS				
RETL	TOT. RETAIL TRADE	8	10,594	10,106	554.06
7200	PERSONAL SERVICES				
7300	MISCELLANEOUS BUSINESS SERVICES				
8900	MISCELLANEOUS SERVICES				
SERV	TOT. SERVICES				
TOT-	TOTAL FOR ALL INDUSTRIES IN THIS LOCATION	22	51,120	45,999	2,519.62
TEL-	INTERSTATE TELECOMMUNICATIONS	1	49	49	2.08

TAXATION AND REVENUE DEPARTMENT
STATE OF NEW MEXICO
COMBINED REVENUE SYSTEM

* MONTHLY *
* EDITED *

ANALYSIS OF GROSS RECEIPTS TAX BY STANDARD INDUSTRIAL CLASSIFICATION

BUSINESS ACTIVITY REPORTED IN OCTOBER, 1999

LOCATION : 11-408

CAUSEY

SIC CODE		NO. TAX RETURNS	TOTAL REPORTED GROSS RECEIPTS	TAXABLE GROSS RECEIPTS	REPORTED TAX DUE
4810	TELEPHONE AND TELEGRAPH COMMUNICATIONS				
TCU-	TOT. TRANSPORTATION, COMMUNICATIONS AND UTILITIES				
5090	MISCELLANEOUS WHOLESALERS				
5092	PETROLEUM AND PETROLEUM PRODUCTS				
WHSL	TOT. WHOLESALE TRADE	3	18,687	18,687	981.09
5251	HARDWARE STORES				
5990	MISCELLANEOUS RETAILERS				
RETL	TOT. RETAIL TRADE	3	1,196	1,196	61.64
7300	MISCELLANEOUS BUSINESS SERVICES				
8900	MISCELLANEOUS SERVICES				
SERV	TOT. SERVICES				
TOT-	TOTAL FOR ALL INDUSTRIES IN THIS LOCATION	11	20,719	20,709	1,085.99
TEL-	INTERSTATE TELECOMMUNICATIONS	1	8	8	0.32

* MONTHLY *

ANALYSIS OF GROSS RECEIPTS TAX BY STANDARD INDUSTRIAL CLASSIFICATION

* EDITED *

BUSINESS ACTIVITY REPORTED IN OCTOBER, 1999

LOCATION : 11-502

FLOYD

SIC CODE		NO. TAX RETURNS	TOTAL REPORTED GROSS RECEIPTS	TAXABLE GROSS RECEIPTS	REPORTED TAX DUE
1700 CONS	SPECIAL TRADE CONTRACTORS TOT. CONTRACT CONSTRUCTION				
4810 4920 TCU-	TELEPHONE AND TELEGRAPH COMMUNICATIONS GAS UTILITIES TOT. TRANSPORTATION, COMMUNICATIONS AND UTILITIES	6	1,445	1,232	64.64
5020 WHSL	DRUGS, CHEMICALS AND ALLIED PRODUCTS TOT. WHOLESALE TRADE				
5300 5990 RETL	GENERAL MERCHANDISE, EXCEPT DEPARTMENT STORES MISCELLANEOUS RETAILERS TOT. RETAIL TRADE	8	2,680	2,680	138.07
7300 8900 SERV	MISCELLANEOUS BUSINESS SERVICES MISCELLANEOUS SERVICES TOT. SERVICES				
TOT-	TOTAL FOR ALL INDUSTRIES IN THIS LOCATION	18	5,771	5,118	266.06
TEL-	INTERSTATE TELECOMMUNICATIONS	3	119	119	5.06

* MONTHLY *

ANALYSIS OF GROSS RECEIPTS TAX BY STANDARD INDUSTRIAL CLASSIFICATION

* EDITED *

BUSINESS ACTIVITY REPORTED IN OCTOBER, 1999

LOCATION : 11-011 RMDR ROOSEVELT CNTY

SIC CODE		NO. TAX RETURNS	TOTAL REPORTED GROSS RECEIPTS	TAXABLE GROSS RECEIPTS	REPORTED TAX DUE
0100	AGRICULTURAL PRODUCTION				
0700	AGRICULTURAL SERVICES				
AGRI	TOT. AGRICULTURE				
1500	GENERAL BUILDING CONTRACTORS	22	2,644,249	2,546,001	133,665.08
1700	SPECIAL TRADE CONTRACTORS	15	88,457	83,727	4,395.66
CONS	TOT. CONTRACT CONSTRUCTION	37	2,732,706	2,629,728	138,060.74
2000	FOOD AND KINDRED PRODUCTS, EXCEPT MEAT PRODUCTS				
2400	LUMBER, WOOD AND PAPER PRODUCTS				
3200	STONE, CLAY, GLASS, AND CONCRETE PRODUCTS				
3500	MACHINERY, EXCEPT ELECTRICAL				
3900	MISCELLANEOUS MANUFACTURING				
MFG-	TOT. MANUFACTURING	7	582,114	36,205	1,900.75
4200	MOTOR FREIGHT TRANS., WAREHOUSING, TRANS. SERVICES	10	509,172	25,501	1,329.92
4810	TELEPHONE AND TELEGRAPH COMMUNICATIONS	12	59,814	59,513	3,118.27
4900	ELECTRIC WATER AND SANITARY SERVICE UTILITIES				
4920	GAS UTILITIES				
TCU-	TOT. TRANSPORTATION, COMMUNICATIONS AND UTILITIES	26	801,779	315,949	16,572.33
5090	MISCELLANEOUS WHOLESALERS	4	205,684	4,703	246.91
WSL	TOT. WHOLESALE TRADE	4	205,684	4,703	246.91
5252	FARM EQUIPMENT DEALERS	3	44,985	22,589	1,185.92
5300	GENERAL MERCHANDISE, EXCEPT DEPARTMENT STORES				
5310	DEPARTMENT STORES				
5540	GASOLINE SERVICE STATIONS				
5599	MISCELLANEOUS VEHICLE AND AUTO ACCESSORY DEALERS				
5700	FURNITURE, HOME FURNISHINGS AND APPLIANCE STORES				
5990	MISCELLANEOUS RETAILERS	25	197,682	52,662	2,761.00
RETL	TOT. RETAIL TRADE	34	250,127	82,712	4,338.60
6510	REAL EST. OPER-LESR-AGT., ETC., AND TITLE ABSTRACT				
FIRE	TOT. FINANCE, INSURANCE AND REAL ESTATE				
7200	PERSONAL SERVICES	3	5,151	5,151	270.44
7300	MISCELLANEOUS BUSINESS SERVICES	4	4,558	4,319	226.76
7500	AUTOMOBILE RENTAL, REPAIR AND OTHER SERVICES				
7600	MISCELLANEOUS REPAIR SERVICES	8	36,185	36,185	1,899.73
7900	AMUSEMENT AND RECREATION SERVICES				
8900	MISCELLANEOUS SERVICES	26	150,919	150,829	7,918.56
SERV	TOT. SERVICES	44	754,162	200,541	10,528.43

TAXATION AND REVENUE DEPARTMENT
STATE OF NEW MEXICO
COMBINED REVENUE SYSTEM* MONTHLY *
* EDITED *

ANALYSIS OF GROSS RECEIPTS TAX BY STANDARD INDUSTRIAL CLASSIFICATION

BUSINESS ACTIVITY REPORTED IN OCTOBER, 1999

LOCATION : 11-011 RMDR ROOSEVELT CNTY

SIC CODE		NO. TAX RETURNS	TOTAL REPORTED GROSS RECEIPTS	TAXABLE GROSS RECEIPTS	REPORTED TAX DUE
TOT-	TOTAL FOR ALL INDUSTRIES IN THIS LOCATION	155	5,426,386	3,275,110	171,924.55
TEL-	INTERSTATE TELECOMMUNICATIONS	5	17,206	17,202	731.07

* MONTHLY *

ANALYSIS OF GROSS RECEIPTS TAX BY STANDARD INDUSTRIAL CLASSIFICATION

* EDITED *

BUSINESS ACTIVITY REPORTED IN OCTOBER, 1999

LOCATION : 29-120

BERNALILLO

SIC CODE		NO. TAX RETURNS	TOTAL REPORTED GROSS RECEIPTS	TAXABLE GROSS RECEIPTS	REPORTED TAX DUE
0800	FORESTRY AND FISHERIES				
AGRI	TOT. AGRICULTURE				
1500	GENERAL BUILDING CONTRACTORS				
1610	HIGHWAY CONTRACTORS				
1700	SPECIAL TRADE CONTRACTORS	21	592,037	80,199	4,912.19
CONS	TOT. CONTRACT CONSTRUCTION	29	878,651	330,540	20,245.56
2000	FOOD AND KINDRED PRODUCTS, EXCEPT MEAT PRODUCTS				
2400	LUMBER, WOOD AND PAPER PRODUCTS				
2900	PETROLEUM REFINING AND RELATED INDUSTRIES				
3200	STONE, CLAY, GLASS, AND CONCRETE PRODUCTS	16	8,420,329	129,291	7,919.09
3400	PRIMARY METAL INDUST., FABRICATED METAL PRODUCTS	3	438,177	170,578	10,447.87
3600	ELECTRICAL MACHINERY, EQUIPMENT AND SUPPLIES				
3900	MISCELLANEOUS MANUFACTURING	11	7,381,634-	93,288-	5,713.91-
MFG-	TOT. MANUFACTURING	35	2,240,951	360,190	22,061.59
4200	MOTOR FREIGHT TRANS., WAREHOUSING, TRANS. SERVICES				
4810	TELEPHONE AND TELEGRAPH COMMUNICATIONS	14	139,745	137,431	8,417.64
4900	ELECTRIC WATER AND SANITARY SERVICE UTILITIES				
4920	GAS UTILITIES				
TCU-	TOT. TRANSPORTATION, COMMUNICATIONS AND UTILITIES	18	537,026	455,180	27,879.78
5040	GROCERIES AND RELATED PRODUCTS				
5070	HARDWARE, PLUMBING AND HEATING EQUIP. AND SUPPLIES				
5080	MACHINERY, EQUIPMENT AND SUPPLIES				
5090	MISCELLANEOUS WHOLESALERS	18	348,394	161,915	9,917.31
WHSL	TOT. WHOLESALE TRADE	22	351,764	165,003	10,106.40
5200	BUILDING MATERIALS				
5251	HARDWARE STORES				
5300	GENERAL MERCHANDISE, EXCEPT DEPARTMENT STORES	6	156,379	117,914	7,222.24
5310	DEPARTMENT STORES				
5400	RETAIL FOOD STORES	5	463,185	401,638	24,600.32
5510	MOTOR VEHICLE DEALERS	4	13,173	0	0.00
5540	GASOLINE SERVICE STATIONS	4	233,733	212,900	13,040.10
5600	APPAREL AND ACCESSORY STORES				
5700	FURNITURE, HOME FURNISHINGS AND APPLIANCE STORES				
5800	EATING AND DRINKING PLACES	16	1,174,752	1,174,168	71,917.80
5813	LIQUOR DISPENSERS - BY THE DRINK	3	72,347	70,596	4,324.03
5910	DRUG AND PROPRIETARY STORES				
5990	MISCELLANEOUS RETAILERS	62	649,020	325,509	19,824.44
RETL	TOT. RETAIL TRADE	108	3,078,408	2,455,384	150,279.28

* MONTHLY *

ANALYSIS OF GROSS RECEIPTS TAX BY STANDARD INDUSTRIAL CLASSIFICATION

* EDITED *

BUSINESS ACTIVITY REPORTED IN OCTOBER, 1999

LOCATION : 29-120

BERNALILLO

SIC CODE		NO. TAX RETURNS	TOTAL REPORTED GROSS RECEIPTS	TAXABLE GROSS RECEIPTS	REPORTED TAX DUE
6000	BANKS				
6100	CREDIT AGENCIES, EXCEPT BANKS AND S-AND-L ASSOC.				
6200	SECUTY. AND COMDTY. BROKERS, DELRS., EXCGS., SERV.				
6300	INSURANCE AGENTS, CARRIERS, BROKERS AND SERVICES				
6510	REAL EST. OPER-LESR-AGT., ETC., AND TITLE ABSTRACT				
FIRE	TOT. FINANCE, INSURANCE AND REAL ESTATE				
7000	HOTELS, MOTELS, TRAILER PARKS AND OTHER LODGING				
7200	PERSONAL SERVICES	20	158,855	158,675	9,718.86
7300	MISCELLANEOUS BUSINESS SERVICES	11	77,064	77,064	4,720.17
7500	AUTOMOBILE RENTAL, REPAIR AND OTHER SERVICES	8	97,995	85,185	5,217.57
7600	MISCELLANEOUS REPAIR SERVICES	3	10,081	8,907	545.58
8010	PHYSICIANS, DENTISTS AND OTHERS				
8100	LEGAL SERVICES				
8200	EDUCATIONAL SERVICES				
8600	NONPROFIT MEMBERSHIP ORGANIZATIONS				
8900	MISCELLANEOUS SERVICES	48	96,477	75,798	4,642.61
8910	ENGINEERING AND ARCHITECTURAL SERVICES				
SERV	TOT. SERVICES	98	586,538	547,426	33,529.89
TOT-	TOTAL FOR ALL INDUSTRIES IN THIS LOCATION	324	7,865,878	4,493,443	275,110.48
TEL-	INTERSTATE TELECOMMUNICATIONS	18	53,986	53,814	2,287.10

* MONTHLY *

ANALYSIS OF GROSS RECEIPTS TAX BY STANDARD INDUSTRIAL CLASSIFICATION

* EDITED *

BUSINESS ACTIVITY REPORTED IN OCTOBER, 1999

LOCATION : 29-217

JEMEZ SPRINGS

SIC CODE		NO. TAX RETURNS	TOTAL REPORTED GROSS RECEIPTS	TAXABLE GROSS RECEIPTS	REPORTED TAX DUE
1500	GENERAL BUILDING CONTRACTORS	3	85,084	80,321	4,969.83
1700	SPECIAL TRADE CONTRACTORS	7	18,087	13,711	848.34
CONS	TOT. CONTRACT CONSTRUCTION	10	103,151	94,031	5,818.17
3600	ELECTRICAL MACHINERY,EQUIPMENT AND SUPPLIES				
MFG-	TOT. MANUFACTURING				
4810	TELEPHONE AND TELEGRAPH COMMUNICATIONS				
4900	ELECTRIC WATER AND SANITARY SERVICE UTILITIES				
TCU-	TOT. TRANSPORTATION, COMMUNICATIONS AND UTILITIES	8	13,403	11,577	716.32
5090	MISCELLANEOUS WHOLESALERS				
WHSL	TOT. WHOLESALE TRADE				
5300	GENERAL MERCHANDISE, EXCEPT DEPARTMENT STORES	3	2,289	2,289	141.63
5400	RETAIL FOOD STORES				
5600	APPAREL AND ACCESSORY STORES				
5700	FURNITURE, HOME FURNISHINGS AND APPLIANCE STORES				
5800	EATING AND DRINKING PLACES	3	88,933	88,933	5,502.73
5990	MISCELLANEOUS RETAILERS	19	75,580	72,784	4,417.64
RETL	TOT. RETAIL TRADE	29	167,426	164,630	10,100.62
7000	HOTELS, MOTELS, TRAILER PARKS AND OTHER LODGING				
7300	MISCELLANEOUS BUSINESS SERVICES				
8600	NONPROFIT MEMBERSHIP ORGANIZATIONS				
8900	MISCELLANEOUS SERVICES	10	1,092	1,092	67.60
SERV	TOT. SERVICES	15	41,584	31,491	1,948.51
TOT-	TOTAL FOR ALL INDUSTRIES IN THIS LOCATION	65	326,460	302,431	18,627.08
TEL-	INTERSTATE TELECOMMUNICATIONS	9	2,241	2,072	88.04

STATE OF NEW MEXICO

RUN DATE: 11/09/99

COMBINED REVENUE SYSTEM

RUN NUMBER: 499.00

* MONTHLY *

ANALYSIS OF GROSS RECEIPTS TAX BY STANDARD INDUSTRIAL CLASSIFICATION

* EDITED *

BUSINESS ACTIVITY REPORTED IN OCTOBER, 1999

LOCATION : 29-311

CUBA

SIC CODE		NO. TAX RETURNS	TOTAL REPORTED GROSS RECEIPTS	TAXABLE GROSS RECEIPTS	REPORTED TAX DUE
1500	GENERAL BUILDING CONTRACTORS				
1620	NON-BUILDING HEAVY CONTRACTORS, EXCEPT HIGHWAY				
1700	SPECIAL TRADE CONTRACTORS	8	105,849	95,247	5,774.37
CONS	TOT. CONTRACT CONSTRUCTION	13	120,400	109,799	6,656.57
2900	PETROLEUM REFINING AND RELATED INDUSTRIES				
3600	ELECTRICAL MACHINERY, EQUIPMENT AND SUPPLIES				
MFG-	TOT. MANUFACTURING				
4200	MOTOR FREIGHT TRANS., WAREHOUSING, TRANS. SERVICES				
4810	TELEPHONE AND TELEGRAPH COMMUNICATIONS	11	2,347	2,323	139.24
4920	GAS UTILITIES				
TCU-	TOT. TRANSPORTATION, COMMUNICATIONS AND UTILITIES	14	25,150	21,034	1,273.60
5040	GROCERIES AND RELATED PRODUCTS				
5090	MISCELLANEOUS WHOLESALERS				
WHSL	TOT. WHOLESALE TRADE	6	102,152	1,174	71.18
5251	HARDWARE STORES				
5300	GENERAL MERCHANDISE, EXCEPT DEPARTMENT STORES	8	233,085	158,035	9,580.85
5400	RETAIL FOOD STORES	6	167,098	120,430	7,301.05
5540	GASOLINE SERVICE STATIONS	3	124,399	122,774	7,443.16
5599	MISCELLANEOUS VEHICLE AND AUTO ACCESSORY DEALERS				
5700	FURNITURE, HOME FURNISHINGS AND APPLIANCE STORES				
5800	EATING AND DRINKING PLACES	8	157,795	157,720	9,561.77
5813	LIQUOR DISPENSERS - BY THE DRINK				
5990	MISCELLANEOUS RETAILERS	22	124,971	107,520	6,417.16
RETL	TOT. RETAIL TRADE	52	1,013,671	824,514	49,884.94
6000	BANKS				
6510	REAL EST. OPER-LESR-AGT., ETC., AND TITLE ABSTRACT				
FIRE	TOT. FINANCE, INSURANCE AND REAL ESTATE	3	43,519	39,439	2,390.99
7000	HOTELS, MOTELS, TRAILER PARKS AND OTHER LODGING				
7200	PERSONAL SERVICES	3	6,266	6,266	379.87
7500	AUTOMOBILE RENTAL, REPAIR AND OTHER SERVICES	4	24,745	23,699	1,436.75
7900	AMUSEMENT AND RECREATION SERVICES				
8010	PHYSICIANS, DENTISTS AND OTHERS				
8900	MISCELLANEOUS SERVICES	11	19,932	11,050	669.93
8910	ENGINEERING AND ARCHITECTURAL SERVICES				
SERV	TOT. SERVICES	23	94,785	83,866	5,084.39

* MONTHLY *

* EDITED *

ANALYSIS OF GROSS RECEIPTS TAX BY STANDARD INDUSTRIAL CLASSIFICATION

BUSINESS ACTIVITY REPORTED IN OCTOBER, 1999

LOCATION : 29-311

CUBA

SIC CODE		NO. TAX RETURNS	TOTAL REPORTED GROSS RECEIPTS	TAXABLE GROSS RECEIPTS	REPORTED TAX DUE
9393 GOVT	LOCAL GOVERNMENT - MUNICIPALITIES TOT. GOVERNMENT				
TOT-	TOTAL FOR ALL INDUSTRIES IN THIS LOCATION	116	1,442,163	1,121,962	67,916.15
TEL-	INTERSTATE TELECOMMUNICATIONS	5	532	501	21.31

STATE OF NEW MEXICO
COMBINED REVENUE SYSTEMRUN DATE: 11/09/99
RUN NUMBER: 499.00* MONTHLY *
* EDITED *

ANALYSIS OF GROSS RECEIPTS TAX BY STANDARD INDUSTRIAL CLASSIFICATION

BUSINESS ACTIVITY REPORTED IN OCTOBER, 1999

LOCATION : 29-409

SAN YSIDRO

SIC CODE		NO. TAX RETURNS	TOTAL REPORTED GROSS RECEIPTS	TAXABLE GROSS RECEIPTS	REPORTED TAX DUE
1500	GENERAL BUILDING CONTRACTORS				
1620	NON-BUILDING HEAVY CONTRACTORS, EXCEPT HIGHWAY				
1700	SPECIAL TRADE CONTRACTORS	5	106,861	74,461	4,467.64
CONS	TOT. CONTRACT CONSTRUCTION	8	198,828	166,428	9,985.71
2900	PETROLEUM REFINING AND RELATED INDUSTRIES				
MFG-	TOT. MANUFACTURING				
4810	TELEPHONE AND TELEGRAPH COMMUNICATIONS	4	92	79	4.71
TCU-	TOT. TRANSPORTATION, COMMUNICATIONS AND UTILITIES	4	92	79	4.71
5080	MACHINERY, EQUIPMENT AND SUPPLIES				
5090	MISCELLANEOUS WHOLESALERS				
WHSL	TOT. WHOLESALE TRADE				
5300	GENERAL MERCHANDISE, EXCEPT DEPARTMENT STORES				
5540	GASOLINE SERVICE STATIONS				
5800	EATING AND DRINKING PLACES	3	17,088	17,088	1,025.29
5990	MISCELLANEOUS RETAILERS	9	48,530	40,915	2,447.40
RETL	TOT. RETAIL TRADE	16	213,410	176,675	10,593.00
7200	PERSONAL SERVICES				
8060	HOSPITALS AND OTHER HEALTH SERVICES				
8900	MISCELLANEOUS SERVICES				
SERV	TOT. SERVICES	10	45,850	45,672	2,740.32
TOT-	TOTAL FOR ALL INDUSTRIES IN THIS LOCATION	42	492,094	401,008	24,052.96
TEL-	INTERSTATE TELECOMMUNICATIONS	4	158	139	5.89

* MONTHLY *

ANALYSIS OF GROSS RECEIPTS TAX BY STANDARD INDUSTRIAL CLASSIFICATION

* EDITED *

BUSINESS ACTIVITY REPORTED IN OCTOBER, 1999

LOCATION : 29-504

CORRALES

SIC CODE		NO. TAX RETURNS	TOTAL REPORTED GROSS RECEIPTS	TAXABLE GROSS RECEIPTS	REPORTED TAX DUE
0100	AGRICULTURAL PRODUCTION				
0700	AGRICULTURAL SERVICES				
AGRI	TOT. AGRICULTURE				
1500	GENERAL BUILDING CONTRACTORS				
1610	HIGHWAY CONTRACTORS				
1700	SPECIAL TRADE CONTRACTORS	23	307,421	54,669	3,348.51
CONS	TOT. CONTRACT CONSTRUCTION	46	1,088,343	757,261	46,382.24
2400	LUMBER, WOOD AND PAPER PRODUCTS	4	74,946	66,229	4,056.50
3200	STONE, CLAY, GLASS, AND CONCRETE PRODUCTS				
3600	ELECTRICAL MACHINERY, EQUIPMENT AND SUPPLIES				
3900	MISCELLANEOUS MANUFACTURING	10	319,297	16,025	981.55
MFG-	TOT. MANUFACTURING	17	395,287	83,298	5,101.98
4100	LOCAL AND HIGHWAY PASSENGER TRANSPORTATION				
4810	TELEPHONE AND TELEGRAPH COMMUNICATIONS	7	139,354	139,354	8,535.43
4900	ELECTRIC WATER AND SANITARY SERVICE UTILITIES				
4920	GAS UTILITIES				
TCU-	TOT. TRANSPORTATION, COMMUNICATIONS AND UTILITIES	11	489,827	458,871	28,105.86
5020	DRUGS, CHEMICALS AND ALLIED PRODUCTS				
5040	GROCERIES AND RELATED PRODUCTS				
5080	MACHINERY, EQUIPMENT AND SUPPLIES				
5090	MISCELLANEOUS WHOLESALERS	7	281,472	6,112	374.36
WHSL	TOT. WHOLESALE TRADE	11	282,530	7,169	439.14
5200	BUILDING MATERIALS				
5300	GENERAL MERCHANDISE, EXCEPT DEPARTMENT STORES	5	10,398	10,395	636.69
5310	DEPARTMENT STORES				
5400	RETAIL FOOD STORES				
5510	MOTOR VEHICLE DEALERS				
5599	MISCELLANEOUS VEHICLE AND AUTO ACCESSORY DEALERS				
5600	APPAREL AND ACCESSORY STORES	3	5,886	5,886	360.54
5700	FURNITURE, HOME FURNISHINGS AND APPLIANCE STORES				
5800	EATING AND DRINKING PLACES	4	165,417	164,048	10,047.95
5813	LIQUOR DISPENSERS - BY THE DRINK				
5990	MISCELLANEOUS RETAILERS	54	395,717	332,966	20,280.20
RETL	TOT. RETAIL TRADE	75	893,050	814,351	49,765.02
6000	BANKS				
6510	REAL EST. OPER-LESR-AGT., ETC., AND TITLE ABSTRACT	11	129,472	93,289	5,713.92
6700	HOLDING AND OTHER INVESTMENT COMPANIES				

* MONTHLY *
* EDITED *

ANALYSIS OF GROSS RECEIPTS TAX BY STANDARD INDUSTRIAL CLASSIFICATION

BUSINESS ACTIVITY REPORTED IN OCTOBER, 1999

LOCATION : 29-504

CORRALES

SIC CODE		NO. TAX RETURNS	TOTAL REPORTED GROSS RECEIPTS	TAXABLE GROSS RECEIPTS	REPORTED TAX DUE
FIRE	TOT. FINANCE, INSURANCE AND REAL ESTATE	14	165,409	119,146	7,297.72
7000	HOTELS, MOTELS, TRAILER PARKS AND OTHER LODGING	4	18,563	18,563	1,137.00
7200	PERSONAL SERVICES	12	39,159	39,159	2,398.52
7300	MISCELLANEOUS BUSINESS SERVICES	33	361,149	191,356	11,720.55
7500	AUTOMOBILE RENTAL, REPAIR AND OTHER SERVICES	3	7,306	6,931	424.52
7600	MISCELLANEOUS REPAIR SERVICES	3	8,932	6,797	416.30
7800	MOTION PICTURE THEATERS AND PRODUCTION				
8010	PHYSICIANS, DENTISTS AND OTHERS	6	36,818	36,210	2,217.84
8060	HOSPITALS AND OTHER HEALTH SERVICES	4	35,614	35,542	2,176.95
8100	LEGAL SERVICES				
8200	EDUCATIONAL SERVICES				
8900	MISCELLANEOUS SERVICES	31	195,781	97,925	5,997.86
8910	ENGINEERING AND ARCHITECTURAL SERVICES	4	30,089	29,139	1,784.73
SERV	TOT. SERVICES	103	781,143	493,638	30,235.34
9999	NONCLASSIFIABLE ESTABLISHMENTS - (SERVICES)				
TOT-	TOTAL FOR ALL INDUSTRIES IN THIS LOCATION	281	4,126,320	2,762,128	169,066.40
TEL-	INTERSTATE TELECOMMUNICATIONS	4	28,738	28,738	1,221.37

* MONTHLY *
* EDITED *

ANALYSIS OF GROSS RECEIPTS TAX BY STANDARD INDUSTRIAL CLASSIFICATION

BUSINESS ACTIVITY REPORTED IN OCTOBER, 1999

LOCATION : 29-524

RIO RANCHO

SIC CODE		NO. TAX RETURNS	TOTAL REPORTED GROSS RECEIPTS	TAXABLE GROSS RECEIPTS	REPORTED TAX DUE
0700	AGRICULTURAL SERVICES				
AGRI	TOT. AGRICULTURE				
1000	METAL MINING, EXCEPT COPPER, URANIUM, MOLYBDENUM				
MINE	TOT. MINING				
1500	GENERAL BUILDING CONTRACTORS	63	6,082,700	5,168,587	319,806.30
1610	HIGHWAY CONTRACTORS				
1620	NON-BUILDING HEAVY CONTRACTORS, EXCEPT HIGHWAY				
1700	SPECIAL TRADE CONTRACTORS	76	2,359,747	688,302	42,588.73
CONS	TOT. CONTRACT CONSTRUCTION	143	8,901,426	6,276,418	388,353.41
2400	LUMBER, WOOD AND PAPER PRODUCTS	5	34,369	10,671	660.25
2700	PRINTING AND PUBLISHING	4	242,369	165,716	10,253.65
2900	PETROLEUM REFINING AND RELATED INDUSTRIES				
3200	STONE, CLAY, GLASS, AND CONCRETE PRODUCTS				
3400	PRIMARY METAL INDUST., FABRICATED METAL PRODUCTS				
3500	MACHINERY, EXCEPT ELECTRICAL				
3600	ELECTRICAL MACHINERY, EQUIPMENT AND SUPPLIES	5	56,491	27,579	1,706.45
3800	PROF., SCIENTIF., OPTIC., OTHER PRECIS. INSTRUMTS.	3	1,801,612	4,514	279.33
3900	MISCELLANEOUS MANUFACTURING	30	4,423,469	803,738	49,731.33
MFG-	TOT. MANUFACTURING	54	7,716,358	1,354,249	83,794.16
4100	LOCAL AND HIGHWAY PASSENGER TRANSPORTATION	5	135,172	135,172	8,363.77
4200	MOTOR FREIGHT TRANS., WAREHOUSING, TRANS. SERVICES	3	36,099	7,584	469.23
4810	TELEPHONE AND TELEGRAPH COMMUNICATIONS	7	1,014,922	1,014,922	62,798.27
4830	RADIO AND TELEVISION BROADCASTING				
4900	ELECTRIC WATER AND SANITARY SERVICE UTILITIES	3	5,410,703	4,615,042	285,555.71
4920	GAS UTILITIES				
TCU-	TOT. TRANSPORTATION, COMMUNICATIONS AND UTILITIES	21	7,002,783	6,156,694	380,945.47
5010	MOTOR VEHICLES AND AUTOMOTIVE EQUIPMENT	4	262,329	160,827	9,951.19
5020	DRUGS, CHEMICALS AND ALLIED PRODUCTS				
5040	GROCERIES AND RELATED PRODUCTS				
5060	ELECTRICAL GOODS AND HOUSEHOLD APPLIANCES	3	481,347	6,899	426.88
5070	HARDWARE, PLUMBING AND HEATING EQUIP. AND SUPPLIES	3	341,897	64,032	3,962.00
5080	MACHINERY, EQUIPMENT AND SUPPLIES	4	60,078	27,509	1,702.08
5090	MISCELLANEOUS WHOLESALERS	28	265,886	23,789	1,471.98
WHSL	TOT. WHOLESALE TRADE	47	1,594,658	284,477	17,602.02
5200	BUILDING MATERIALS	5	104,617	90,507	5,600.11
5251	HARDWARE STORES	3	88,233	57,542	3,560.42
5300	GENERAL MERCHANDISE, EXCEPT DEPARTMENT STORES	7	164,022	163,068	10,089.83
5310	DEPARTMENT STORES	3	1,115,282	1,034,160	63,988.67

* MONTHLY *

ANALYSIS OF GROSS RECEIPTS TAX BY STANDARD INDUSTRIAL CLASSIFICATION

* EDITED *

BUSINESS ACTIVITY REPORTED IN OCTOBER, 1999

LOCATION : 29-524

RIO RANCHO

SIC CODE		NO. TAX RETURNS	TOTAL REPORTED GROSS RECEIPTS	TAXABLE GROSS RECEIPTS	REPORTED TAX DUE
5400	RETAIL FOOD STORES	13	4,510,555	4,109,257	254,260.28
5540	GASOLINE SERVICE STATIONS	4	125,077	124,035	7,674.64
5599	MISCELLANEOUS VEHICLE AND AUTO ACCESSORY DEALERS	7	490,707	441,205	27,299.57
5600	APPAREL AND ACCESSORY STORES				
5700	FURNITURE, HOME FURNISHINGS AND APPLIANCE STORES	5	32,573	25,436	1,573.86
5800	EATING AND DRINKING PLACES	28	1,517,578	1,507,206	93,258.41
5813	LIQUOR DISPENSERS - BY THE DRINK	3	159,932	159,932	9,895.81
5910	DRUG AND PROPRIETARY STORES	3	8,681,908	926,608	57,333.85
5920	PACKAGE LIQUOR STORES				
5990	MISCELLANEOUS RETAILERS	128	4,856,082	4,042,580	249,367.55
RETL	TOT. RETAIL TRADE	212	21,919,616	12,754,585	788,422.91
6000	BANKS	7	269,169	211,114	13,062.70
6100	CREDIT AGENCIES, EXCEPT BANKS AND S-AND-L ASSOC.				
6200	SECUTY. AND COMDTY. BROKERS, DELRS., EXCGS., SERV.				
6300	INSURANCE AGENTS, CARRIERS, BROKERS AND SERVICES				
6510	REAL EST. OPER-LESR-AGT., ETC., AND TITLE ABSTRACT	25	426,358	385,284	23,839.48
6550	REAL ESTATE SUBDIVIDERS AND DEVELOPERS				
6700	HOLDING AND OTHER INVESTMENT COMPANIES				
FIRE	TOT. FINANCE, INSURANCE AND REAL ESTATE	40	1,651,523	1,458,673	90,255.40
7000	HOTELS, MOTELS, TRAILER PARKS AND OTHER LODGING	5	262,396	252,270	15,609.21
7200	PERSONAL SERVICES	70	940,403	884,148	54,706.57
7300	MISCELLANEOUS BUSINESS SERVICES	81	1,396,458	1,133,656	70,144.97
7500	AUTOMOBILE RENTAL, REPAIR AND OTHER SERVICES	23	391,002	355,812	22,015.86
7600	MISCELLANEOUS REPAIR SERVICES	15	259,849	102,989	6,372.48
7900	AMUSEMENT AND RECREATION SERVICES				
8010	PHYSICIANS, DENTISTS AND OTHERS	58	1,158,798	1,154,256	71,419.61
8060	HOSPITALS AND OTHER HEALTH SERVICES	5	105,379	55,294	3,421.32
8100	LEGAL SERVICES	9	66,182	66,182	4,095.02
8200	EDUCATIONAL SERVICES				
8600	NONPROFIT MEMBERSHIP ORGANIZATIONS	4	82,602	8,022	496.37
8900	MISCELLANEOUS SERVICES	168	2,939,190	2,169,099	134,213.03
8910	ENGINEERING AND ARCHITECTURAL SERVICES	9	107,408	69,072	4,273.81
SERV	TOT. SERVICES	452	7,755,242	6,289,561	389,166.65
9999	NONCLASSIFIABLE ESTABLISHMENTS - (SERVICES)				
TOT-	TOTAL FOR ALL INDUSTRIES IN THIS LOCATION	972	56,554,347	34,584,855	2,139,171.02
TEL-	INTERSTATE TELECOMMUNICATIONS	6	172,090	172,090	7,313.80

* MONTHLY *

ANALYSIS OF GROSS RECEIPTS TAX BY STANDARD INDUSTRIAL CLASSIFICATION

* EDITED *

BUSINESS ACTIVITY REPORTED IN OCTOBER, 1999

LOCATION : 29-029 RMDR SANDOVAL CNTY

SIC CODE		NO. TAX RETURNS	TOTAL REPORTED GROSS RECEIPTS	TAXABLE GROSS RECEIPTS	REPORTED TAX DUE
0100	AGRICULTURAL PRODUCTION				
0700	AGRICULTURAL SERVICES				
AGRI	TOT. AGRICULTURE				
1389	OIL AND GAS FIELD SERVICES, EXCEPT DRILLING	5	161,981	161,981	9,313.89
MINE	TOT. MINING	5	161,981	161,981	9,313.89
1500	GENERAL BUILDING CONTRACTORS	56	2,216,915	1,773,648	101,980.46
1610	HIGHWAY CONTRACTORS	7	1,209,872	768,867	44,209.88
1620	NON-BUILDING HEAVY CONTRACTORS, EXCEPT HIGHWAY	10	151,749	139,946	8,038.21
1700	SPECIAL TRADE CONTRACTORS	59	2,074,594	1,029,414	59,191.19
CONS	TOT. CONTRACT CONSTRUCTION	132	5,653,130	3,711,876	213,419.74
2400	LUMBER, WOOD AND PAPER PRODUCTS				
2700	PRINTING AND PUBLISHING				
3200	STONE, CLAY, GLASS, AND CONCRETE PRODUCTS				
3400	PRIMARY METAL INDUST., FABRICATED METAL PRODUCTS				
3600	ELECTRICAL MACHINERY, EQUIPMENT AND SUPPLIES				
3800	PROF., SCIENTIF., OPTIC., OTHER PRECIS. INSTRUMTS.				
3900	MISCELLANEOUS MANUFACTURING	11	3,686,895	355,351	20,431.95
MFG-	TOT. MANUFACTURING	22	11,061,237	1,433,987	82,453.37
4100	LOCAL AND HIGHWAY PASSENGER TRANSPORTATION	6	61,102	52,175	3,000.08
4200	MOTOR FREIGHT TRANS., WAREHOUSING, TRANS. SERVICES	3	50,828	24,804	1,426.23
4810	TELEPHONE AND TELEGRAPH COMMUNICATIONS	18	242,380	242,236	13,898.52
4830	RADIO AND TELEVISION BROADCASTING				
4900	ELECTRIC WATER AND SANITARY SERVICE UTILITIES	8	553,932	479,024	27,543.86
4920	GAS UTILITIES				
TCU-	TOT. TRANSPORTATION, COMMUNICATIONS AND UTILITIES	38	970,858	845,137	48,565.37
5040	GROCERIES AND RELATED PRODUCTS	4	176,619	921	52.93
5060	ELECTRICAL GOODS AND HOUSEHOLD APPLIANCES				
5070	HARDWARE, PLUMBING AND HEATING EQUIP. AND SUPPLIES				
5080	MACHINERY, EQUIPMENT AND SUPPLIES				
5090	MISCELLANEOUS WHOLESALERS	22	274,702	77,997	4,484.47
WHSL	TOT. WHOLESALE TRADE	30	451,498	78,999	4,542.11
5200	BUILDING MATERIALS	3	24,616	20,109	1,156.26
5251	HARDWARE STORES				
5300	GENERAL MERCHANDISE, EXCEPT DEPARTMENT STORES	6	7,438	8,687	502.30
5310	DEPARTMENT STORES				
5400	RETAIL FOOD STORES	8	153,450	124,900	7,181.74
5540	GASOLINE SERVICE STATIONS				
5700	FURNITURE, HOME FURNISHINGS AND APPLIANCE STORES				

* MONTHLY *

ANALYSIS OF GROSS RECEIPTS TAX BY STANDARD INDUSTRIAL CLASSIFICATION

* EDITED *

BUSINESS ACTIVITY REPORTED IN OCTOBER, 1999

LOCATION : 29-029 RMDR SANDOVAL CNTY

SIC CODE		NO. TAX RETURNS	TOTAL REPORTED GROSS RECEIPTS	TAXABLE GROSS RECEIPTS	REPORTED TAX DUE
5800	EATING AND DRINKING PLACES	12	59,861	59,861	3,437.44
5813	LIQUOR DISPENSERS - BY THE DRINK				
5920	PACKAGE LIQUOR STORES				
5990	MISCELLANEOUS RETAILERS	64	12,117,281	1,261,837	72,348.11
RETL	TOT. RETAIL TRADE	102	12,506,257	1,615,135	92,660.95
6000	BANKS				
6100	CREDIT AGENCIES, EXCEPT BANKS AND S-AND-L ASSOC.				
6200	SECUTY. AND COMDTY. BROKERS, DELRS., EXCGS., SERV.				
6510	REAL EST. OPER-LESR-AGT., ETC., AND TITLE ABSTRACT	17	321,384	321,384	18,468.22
6550	REAL ESTATE SUBDIVIDERS AND DEVELOPERS				
FIRE	TOT. FINANCE, INSURANCE AND REAL ESTATE	22	373,125	371,903	21,373.06
7000	HOTELS, MOTELS, TRAILER PARKS AND OTHER LODGING	4	22,618	22,268	1,280.44
7200	PERSONAL SERVICES	12	34,441	33,285	1,898.76
7300	MISCELLANEOUS BUSINESS SERVICES	36	4,095,449	760,447	43,725.71
7391	COMMERCIAL RESEARCH AND DEVELOPMENT LABORATORIES				
7500	AUTOMOBILE RENTAL, REPAIR AND OTHER SERVICES	3	3,728	3,728	214.36
7600	MISCELLANEOUS REPAIR SERVICES	7	98,459	64,650	3,717.37
8010	PHYSICIANS, DENTISTS AND OTHERS	3	15,707	15,707	903.16
8060	HOSPITALS AND OTHER HEALTH SERVICES				
8100	LEGAL SERVICES				
8200	EDUCATIONAL SERVICES				
8900	MISCELLANEOUS SERVICES	77	3,853,236	1,420,273	81,642.87
8910	ENGINEERING AND ARCHITECTURAL SERVICES	4	78,513	75,025	4,313.93
SERV	TOT. SERVICES	152	8,285,974	2,416,951	138,936.70
9999	NONCLASSIFIABLE ESTABLISHMENTS - (SERVICES)				
TOT-	TOTAL FOR ALL INDUSTRIES IN THIS LOCATION	507	39,757,679	10,665,501	612,963.38
TEL-	INTERSTATE TELECOMMUNICATIONS	7	50,990	50,976	2,166.46

* MONTHLY *

ANALYSIS OF GROSS RECEIPTS TAX BY STANDARD INDUSTRIAL CLASSIFICATION

* EDITED *

BUSINESS ACTIVITY REPORTED IN OCTOBER, 1999

LOCATION : 16-121

FARMINGTON

SIC CODE		NO. TAX RETURNS	TOTAL REPORTED GROSS RECEIPTS	TAXABLE GROSS RECEIPTS	REPORTED TAX DUE
0100	AGRICULTURAL PRODUCTION	3	69,565	20,644	1,251.56
0700	AGRICULTURAL SERVICES	7	166,520	166,520	10,091.46
AGRI	TOT. AGRICULTURE	10	236,086	187,164	11,343.02
1381	OIL AND GAS WELL DRILLING	5	125,818	125,818	7,627.69
1389	OIL AND GAS FIELD SERVICES, EXCEPT DRILLING	41	7,601,568	7,381,993	447,533.34
MINE	TOT. MINING	46	7,727,385	7,507,811	455,161.03
1500	GENERAL BUILDING CONTRACTORS	80	4,941,389	3,813,500	231,057.64
1610	HIGHWAY CONTRACTORS				
1620	NON-BUILDING HEAVY CONTRACTORS, EXCEPT HIGHWAY				
1700	SPECIAL TRADE CONTRACTORS	107	5,310,733	3,055,139	185,217.78
CONS	TOT. CONTRACT CONSTRUCTION	194	10,650,999	7,112,907	431,084.16
2000	FOOD AND KINDRED PRODUCTS, EXCEPT MEAT PRODUCTS				
2300	APPAREL AND TEXTILE MILL PRODUCTS				
2400	LUMBER, WOOD AND PAPER PRODUCTS	4	15,403	7,856	476.26
2700	PRINTING AND PUBLISHING	5	613,743	426,976	25,885.39
2900	PETROLEUM REFINING AND RELATED INDUSTRIES				
3200	STONE, CLAY, GLASS, AND CONCRETE PRODUCTS	8	138,093	116,694	7,085.67
3400	PRIMARY METAL INDUST., FABRICATED METAL PRODUCTS	12	306,188	186,697	11,288.97
3500	MACHINERY, EXCEPT ELECTRICAL	4	170,626	24,076	1,459.59
3600	ELECTRICAL MACHINERY, EQUIPMENT AND SUPPLIES				
3700	TRANSPORTATION EQUIPMENT				
3900	MISCELLANEOUS MANUFACTURING	23	719,032	283,806	17,205.73
MFG-	TOT. MANUFACTURING	65	3,000,581	1,934,299	117,236.88
4100	LOCAL AND HIGHWAY PASSENGER TRANSPORTATION				
4200	MOTOR FREIGHT TRANS., WAREHOUSING, TRANS. SERVICES	27	832,660	469,455	28,446.07
4810	TELEPHONE AND TELEGRAPH COMMUNICATIONS	23	2,092,492	2,041,686	123,772.07
4830	RADIO AND TELEVISION BROADCASTING	7	339,308	177,215	10,743.68
4900	ELECTRIC WATER AND SANITARY SERVICE UTILITIES				
4920	GAS UTILITIES				
TCU-	TOT. TRANSPORTATION, COMMUNICATIONS AND UTILITIES	61	4,277,380	3,120,784	189,177.78
5010	MOTOR VEHICLES AND AUTOMOTIVE EQUIPMENT	6	690,876	334,782	20,296.19
5020	DRUGS, CHEMICALS AND ALLIED PRODUCTS	3	21,440	20,555	1,246.15
5040	GROCERIES AND RELATED PRODUCTS	6	314,939	1,875	113.68
5060	ELECTRICAL GOODS AND HOUSEHOLD APPLIANCES	5	1,521,512	533,870	32,365.90
5070	HARDWARE, PLUMBING AND HEATING EQUIP. AND SUPPLIES	9	1,313,545	353,436	21,427.04
5080	MACHINERY, EQUIPMENT AND SUPPLIES	19	4,727,040	3,884,468	235,495.88
5090	MISCELLANEOUS WHOLESALE	74	4,452,117	2,109,152	127,866.28
5092	PETROLEUM AND PETROLEUM PRODUCTS	4	1,418,835	499,602	30,288.39
WHSL	TOT. WHOLESALE TRADE	126	14,460,303	7,737,742	469,099.51

* MONTHLY *

ANALYSIS OF GROSS RECEIPTS TAX BY STANDARD INDUSTRIAL CLASSIFICATION

* EDITED *

BUSINESS ACTIVITY REPORTED IN OCTOBER, 1999

LOCATION : 16-121

FARMINGTON

SIC CODE		NO. TAX RETURNS	TOTAL REPORTED GROSS RECEIPTS	TAXABLE GROSS RECEIPTS	REPORTED TAX DUE
5200	BUILDING MATERIALS	11	3,029,101	1,404,438	85,144.04
5251	HARDWARE STORES	11	914,059	513,359	31,122.39
5300	GENERAL MERCHANDISE, EXCEPT DEPARTMENT STORES	11	677,438	540,138	32,745.89
5310	DEPARTMENT STORES	5	4,607,561	4,412,285	267,494.80
5400	RETAIL FOOD STORES	25	7,620,490	6,603,411	400,310.28
5510	MOTOR VEHICLE DEALERS	12	2,426,085	1,174,272	71,190.23
5540	GASOLINE SERVICE STATIONS	5	650,359	544,010	32,980.63
5592	MOBILE HOME DEALERS	15	2,939,260	1,724,787	104,217.58
5599	MISCELLANEOUS VEHICLE AND AUTO ACCESSORY DEALERS	20	2,699,224	2,081,964	126,219.08
5600	APPAREL AND ACCESSORY STORES	29	1,541,129	1,408,366	85,382.18
5700	FURNITURE, HOME FURNISHINGS AND APPLIANCE STORES	20	1,574,617	1,057,403	64,105.04
5800	EATING AND DRINKING PLACES	98	5,440,711	5,201,706	315,297.58
5813	LIQUOR DISPENSERS - BY THE DRINK	7	588,159	515,202	31,234.14
5910	DRUG AND PROPRIETARY STORES	4	1,673,224	595,257	36,087.44
5990	MISCELLANEOUS RETAILERS	310	23,389,203	19,542,081	1,183,760.53
RETL	TOT. RETAIL TRADE	583	59,770,620	47,318,679	2,867,291.83
6000	BANKS	6	789,453	610,033	36,983.27
6100	CREDIT AGENCIES, EXCEPT BANKS AND S-AND-L ASSOC.	5	32,131	19,968	1,210.59
6120	SAVINGS AND LOAN ASSOCIATIONS	4	22,556	2,109	127.83
6200	SECUTY. AND COMDTY. BROKERS, DELRS., EXCGS., SERV.	6	90,655	90,655	5,495.96
6300	INSURANCE AGENTS, CARRIERS, BROKERS AND SERVICES	3	33,309	33,309	2,019.36
6510	REAL EST. OPER-LESR-AGT., ETC., AND TITLE ABSTRACT	24	312,969	271,519	16,459.17
6550	REAL ESTATE SUBDIVIDERS AND DEVELOPERS				
6700	HOLDING AND OTHER INVESTMENT COMPANIES				
FIRE	TOT. FINANCE, INSURANCE AND REAL ESTATE	51	1,320,632	1,064,108	64,509.85
7000	HOTELS, MOTELS, TRAILER PARKS AND OTHER LODGING	27	1,710,068	1,435,679	87,025.61
7200	PERSONAL SERVICES	149	1,163,149	1,148,915	69,491.44
7300	MISCELLANEOUS BUSINESS SERVICES	152	6,643,351	4,585,946	277,768.49
7391	COMMERCIAL RESEARCH AND DEVELOPMENT LABORATORIES				
7500	AUTOMOBILE RENTAL, REPAIR AND OTHER SERVICES	60	3,840,908	1,499,958	90,921.10
7600	MISCELLANEOUS REPAIR SERVICES	67	2,477,092	1,869,452	113,334.45
7800	MOTION PICTURE THEATERS AND PRODUCTION				
7900	AMUSEMENT AND RECREATION SERVICES	19	182,319	181,951	11,036.61
8010	PHYSICIANS, DENTISTS AND OTHERS	94	3,460,805	3,282,102	198,952.15
8060	HOSPITALS AND OTHER HEALTH SERVICES	18	2,895,566	2,065,509	125,247.41
8100	LEGAL SERVICES	36	729,588	726,079	43,844.39
8200	EDUCATIONAL SERVICES				
8900	MISCELLANEOUS SERVICES	276	7,146,942	5,953,631	361,065.16
8910	ENGINEERING AND ARCHITECTURAL SERVICES	12	671,950	551,700	33,446.80
SERV	TOT. SERVICES	924	31,469,364	23,816,778	1,443,407.43
9282	STATE GOVERNMENT - EDUCATIONAL INSTITUTIONS				

TAXATION AND REVENUE DEPARTMENT
STATE OF NEW MEXICO
COMBINED REVENUE SYSTEM
ANALYSIS OF GROSS RECEIPTS TAX BY STANDARD INDUSTRIAL CLASSIFICATION

* MONTHLY *
* EDITED *

BUSINESS ACTIVITY REPORTED IN OCTOBER, 1999

LOCATION : 16-121 FARMINGTON

SIC CODE		NO. TAX RETURNS	TOTAL REPORTED GROSS RECEIPTS	TAXABLE GROSS RECEIPTS	REPORTED TAX DUE
9393 GOVT	LOCAL GOVERNMENT - MUNICIPALITIES TOT. GOVERNMENT				
9999	NONCLASSIFIABLE ESTABLISHMENTS - (SERVICES)				
TOT-	TOTAL FOR ALL INDUSTRIES IN THIS LOCATION	2,066	134,927,328	101,363,145	6,143,179.41
TEL-	INTERSTATE TELECOMMUNICATIONS	20	259,369	259,174	11,014.88

* MONTHLY *

ANALYSIS OF GROSS RECEIPTS TAX BY STANDARD INDUSTRIAL CLASSIFICATION

* EDITED *

BUSINESS ACTIVITY REPORTED IN OCTOBER, 1999

LOCATION : 16-218

AZTEC

SIC CODE		NO. TAX RETURNS	TOTAL REPORTED GROSS RECEIPTS	TAXABLE GROSS RECEIPTS	REPORTED TAX DUE
0700	AGRICULTURAL SERVICES	4	11,270	11,270	704.39
AGRI	TOT. AGRICULTURE	4	11,270	11,270	704.39
1389	OIL AND GAS FIELD SERVICES, EXCEPT DRILLING				
MINE	TOT. MINING				
1500	GENERAL BUILDING CONTRACTORS	22	203,055	200,591	12,520.31
1620	NON-BUILDING HEAVY CONTRACTORS, EXCEPT HIGHWAY				
1700	SPECIAL TRADE CONTRACTORS				
CONS	TOT. CONTRACT CONSTRUCTION	44	480,723	404,929	25,281.69
2000	FOOD AND KINDRED PRODUCTS, EXCEPT MEAT PRODUCTS				
2700	PRINTING AND PUBLISHING				
2900	PETROLEUM REFINING AND RELATED INDUSTRIES				
3400	PRIMARY METAL INDUST., FABRICATED METAL PRODUCTS				
3600	ELECTRICAL MACHINERY, EQUIPMENT AND SUPPLIES				
3700	TRANSPORTATION EQUIPMENT				
MFG-	TOT. MANUFACTURING	9	227,293	56,773	3,548.33
4810	TELEPHONE AND TELEGRAPH COMMUNICATIONS				
4920	GAS UTILITIES				
TCU-	TOT. TRANSPORTATION, COMMUNICATIONS AND UTILITIES	16	198,494	185,912	11,619.53
5010	MOTOR VEHICLES AND AUTOMOTIVE EQUIPMENT				
5020	DRUGS, CHEMICALS AND ALLIED PRODUCTS				
5040	GROCERIES AND RELATED PRODUCTS	3	103,595	100,927	6,307.96
5060	ELECTRICAL GOODS AND HOUSEHOLD APPLIANCES				
5070	HARDWARE, PLUMBING AND HEATING EQUIP. AND SUPPLIES				
5080	MACHINERY, EQUIPMENT AND SUPPLIES				
5090	MISCELLANEOUS WHOLESALERS	17	110,206	5,996	374.77
5092	PETROLEUM AND PETROLEUM PRODUCTS				
WHSL	TOT. WHOLESALE TRADE	27	1,689,117	1,559,147	97,446.70
5200	BUILDING MATERIALS				
5300	GENERAL MERCHANDISE, EXCEPT DEPARTMENT STORES	8	56,655	56,655	3,540.91
5310	DEPARTMENT STORES				
5400	RETAIL FOOD STORES	5	1,457,417	1,416,542	88,533.86
5540	GASOLINE SERVICE STATIONS				
5599	MISCELLANEOUS VEHICLE AND AUTO ACCESSORY DEALERS				
5600	APPAREL AND ACCESSORY STORES				
5700	FURNITURE, HOME FURNISHINGS AND APPLIANCE STORES				
5800	EATING AND DRINKING PLACES	18	440,409	435,348	27,184.66
5813	LIQUOR DISPENSERS - BY THE DRINK	6	18,206	18,206	1,137.85
5910	DRUG AND PROPRIETARY STORES				

* MONTHLY *

ANALYSIS OF GROSS RECEIPTS TAX BY STANDARD INDUSTRIAL CLASSIFICATION

* EDITED *

BUSINESS ACTIVITY REPORTED IN OCTOBER, 1999

LOCATION : 16-218

AZTEC

SIC CODE		NO. TAX RETURNS	TOTAL REPORTED GROSS RECEIPTS	TAXABLE GROSS RECEIPTS	REPORTED TAX DUE
5990	MISCELLANEOUS RETAILERS	59	319,599	235,788	14,291.36
RETL	TOT. RETAIL TRADE	107	2,885,428	2,530,408	157,660.60
6000	BANKS				
6510	REAL EST. OPER-LESR-AGT., ETC., AND TITLE ABSTRACT	4	8,241	8,241	515.07
6700	HOLDING AND OTHER INVESTMENT COMPANIES				
FIRE	TOT. FINANCE, INSURANCE AND REAL ESTATE	7	29,305	22,672	1,416.98
7000	HOTELS, MOTELS, TRAILER PARKS AND OTHER LODGING				
7200	PERSONAL SERVICES	19	135,437	134,846	8,422.54
7300	MISCELLANEOUS BUSINESS SERVICES	15	105,791	105,791	6,611.92
7500	AUTOMOBILE RENTAL, REPAIR AND OTHER SERVICES	10	152,993	122,858	7,674.67
7600	MISCELLANEOUS REPAIR SERVICES	9	58,378	44,383	2,773.90
8010	PHYSICIANS, DENTISTS AND OTHERS	4	85,193	78,359	4,897.45
8060	HOSPITALS AND OTHER HEALTH SERVICES				
8100	LEGAL SERVICES				
8200	EDUCATIONAL SERVICES				
8900	MISCELLANEOUS SERVICES	65	586,434	422,798	26,409.83
SERV	TOT. SERVICES	128	1,170,072	950,375	59,374.06
9393	LOCAL GOVERNMENT - MUNICIPALITIES				
GOVT	TOT. GOVERNMENT				
TOT-	TOTAL FOR ALL INDUSTRIES IN THIS LOCATION	346	6,952,158	5,889,967	367,582.29
TEL-	INTERSTATE TELECOMMUNICATIONS	20	102,950	102,862	4,371.63

* MONTHLY *

ANALYSIS OF GROSS RECEIPTS TAX BY STANDARD INDUSTRIAL CLASSIFICATION

* EDITED *

BUSINESS ACTIVITY REPORTED IN OCTOBER, 1999

LOCATION : 16-312

BLOOMFIELD

SIC CODE		NO. TAX RETURNS	TOTAL REPORTED GROSS RECEIPTS	TAXABLE GROSS RECEIPTS	REPORTED TAX DUE
0100	AGRICULTURAL PRODUCTION				
0700	AGRICULTURAL SERVICES				
AGRI	TOT. AGRICULTURE	5	16,151	14,066	845.86
1389	OIL AND GAS FIELD SERVICES, EXCEPT DRILLING				
MINE	TOT. MINING				
1500	GENERAL BUILDING CONTRACTORS	20	193,595	59,954	3,747.05
1610	HIGHWAY CONTRACTORS				
1620	NON-BUILDING HEAVY CONTRACTORS, EXCEPT HIGHWAY				
1700	SPECIAL TRADE CONTRACTORS	13	141,389	108,024	6,751.48
CONS	TOT. CONTRACT CONSTRUCTION	36	346,738	179,732	11,233.14
2000	FOOD AND KINDRED PRODUCTS, EXCEPT MEAT PRODUCTS				
2400	LUMBER, WOOD AND PAPER PRODUCTS				
2900	PETROLEUM REFINING AND RELATED INDUSTRIES				
3600	ELECTRICAL MACHINERY, EQUIPMENT AND SUPPLIES				
3900	MISCELLANEOUS MANUFACTURING	3	13,279	97	6.06
MFG-	TOT. MANUFACTURING	8	39,853	23,096	1,443.48
4200	MOTOR FREIGHT TRANS., WAREHOUSING, TRANS. SERVICES				
4810	TELEPHONE AND TELEGRAPH COMMUNICATIONS	10	98,557	98,557	6,158.51
4920	GAS UTILITIES				
TCU-	TOT. TRANSPORTATION, COMMUNICATIONS AND UTILITIES	18	234,502	167,106	10,371.83
5020	DRUGS, CHEMICALS AND ALLIED PRODUCTS				
5040	GROCERIES AND RELATED PRODUCTS	3	281	281	17.53
5070	HARDWARE, PLUMBING AND HEATING EQUIP. AND SUPPLIES				
5090	MISCELLANEOUS WHOLESALE	14	80,320	17,335	1,083.48
5092	PETROLEUM AND PETROLEUM PRODUCTS				
WHSL	TOT. WHOLESALE TRADE	22	3,583,465	540,358	33,772.42
5200	BUILDING MATERIALS				
5300	GENERAL MERCHANDISE, EXCEPT DEPARTMENT STORES	6	326,079	320,092	20,005.75
5310	DEPARTMENT STORES				
5400	RETAIL FOOD STORES	4	929,584	843,057	52,691.04
5540	GASOLINE SERVICE STATIONS				
5592	MOBILE HOME DEALERS				
5599	MISCELLANEOUS VEHICLE AND AUTO ACCESSORY DEALERS	3	28,589	14,305	894.08
5700	FURNITURE, HOME FURNISHINGS AND APPLIANCE STORES				
5800	EATING AND DRINKING PLACES	17	651,138	650,358	40,614.90
5910	DRUG AND PROPRIETARY STORES				
5920	PACKAGE LIQUOR STORES				
5990	MISCELLANEOUS RETAILERS	44	337,706	245,353	15,055.03

* MONTHLY *

ANALYSIS OF GROSS RECEIPTS TAX BY STANDARD INDUSTRIAL CLASSIFICATION

* EDITED *

BUSINESS ACTIVITY REPORTED IN OCTOBER, 1999

LOCATION : 16-312

BLOOMFIELD

SIC CODE		NO. TAX RETURNS	TOTAL REPORTED GROSS RECEIPTS	TAXABLE GROSS RECEIPTS	REPORTED TAX DUE
RETL	TOT. RETAIL TRADE	83	3,258,099	2,675,604	166,913.23
6000	BANKS				
6300	INSURANCE AGENTS, CARRIERS, BROKERS AND SERVICES				
6510	REAL EST. OPER-LESR-AGT., ETC., AND TITLE ABSTRACT	3	6,045	6,045	377.80
FIRE	TOT. FINANCE, INSURANCE AND REAL ESTATE	7	55,640	41,334	2,583.40
7000	HOTELS, MOTELS, TRAILER PARKS AND OTHER LODGING				
7200	PERSONAL SERVICES	15	30,130	30,085	1,867.08
7300	MISCELLANEOUS BUSINESS SERVICES	10	102,390	100,725	6,295.29
7500	AUTOMOBILE RENTAL, REPAIR AND OTHER SERVICES	7	136,454	126,856	7,916.00
7600	MISCELLANEOUS REPAIR SERVICES	9	213,800	99,958	6,237.28
7900	AMUSEMENT AND RECREATION SERVICES				
8010	PHYSICIANS, DENTISTS AND OTHERS	10	156,460	156,460	9,744.78
8900	MISCELLANEOUS SERVICES	34	599,520	599,186	37,450.33
8910	ENGINEERING AND ARCHITECTURAL SERVICES				
SERV	TOT. SERVICES	90	1,287,081	1,161,273	72,519.95
9393	LOCAL GOVERNMENT - MUNICIPALITIES				
GOVT	TOT. GOVERNMENT				
9999	NONCLASSIFIABLE ESTABLISHMENTS - (SERVICES)				
TOT-	TOTAL FOR ALL INDUSTRIES IN THIS LOCATION	273	9,020,451	4,957,412	309,360.99
TEL-	INTERSTATE TELECOMMUNICATIONS	7	28,650	28,650	1,217.63

STATE OF NEW MEXICO

RUN DATE: 11/09/99

COMBINED REVENUE SYSTEM

RUN NUMBER: 499.00

* MONTHLY *

ANALYSIS OF GROSS RECEIPTS TAX BY STANDARD INDUSTRIAL CLASSIFICATION

* EDITED *

BUSINESS ACTIVITY REPORTED IN OCTOBER, 1999

LOCATION : 16-016 RMDR SAN JUAN CNTY

SIC CODE		NO. TAX RETURNS	TOTAL REPORTED GROSS RECEIPTS	TAXABLE GROSS RECEIPTS	REPORTED TAX DUE
0100	AGRICULTURAL PRODUCTION				
AGRI	TOT. AGRICULTURE				
1310	CRUDE PETROL., NATURAL GAS, NATURAL GAS LIQUIDS				
1381	OIL AND GAS WELL DRILLING				
1389	OIL AND GAS FIELD SERVICES, EXCEPT DRILLING	46	7,605,753	6,695,668	385,000.89
MINE	TOT. MINING	53	7,827,997	6,913,633	397,533.89
1500	GENERAL BUILDING CONTRACTORS	55	1,396,301	1,053,784	60,569.68
1610	HIGHWAY CONTRACTORS	4	1,803,694	1,077,501	61,956.34
1620	NON-BUILDING HEAVY CONTRACTORS, EXCEPT HIGHWAY	13	590,983	566,704	32,585.48
1700	SPECIAL TRADE CONTRACTORS	76	4,236,443	3,082,415	177,194.71
CONS	TOT. CONTRACT CONSTRUCTION	148	8,027,421	5,780,404	332,306.21
2000	FOOD AND KINDRED PRODUCTS, EXCEPT MEAT PRODUCTS				
2300	APPAREL AND TEXTILE MILL PRODUCTS				
2400	LUMBER, WOOD AND PAPER PRODUCTS				
2900	PETROLEUM REFINING AND RELATED INDUSTRIES	5	658,017	545,820	31,384.64
3200	STONE, CLAY, GLASS, AND CONCRETE PRODUCTS				
3400	PRIMARY METAL INDUST., FABRICATED METAL PRODUCTS	4	47,427	24,915	1,432.59
3600	ELECTRICAL MACHINERY, EQUIPMENT AND SUPPLIES				
3670	ELECTRONIC COMPONENTS AND ACCESSORIES				
3900	MISCELLANEOUS MANUFACTURING	10	238,475	216,687	12,459.50
MFG-	TOT. MANUFACTURING	27	1,202,163	901,333	51,826.62
4100	LOCAL AND HIGHWAY PASSENGER TRANSPORTATION				
4200	MOTOR FREIGHT TRANS., WAREHOUSING, TRANS. SERVICES	29	1,774,667	750,116	43,027.76
4810	TELEPHONE AND TELEGRAPH COMMUNICATIONS	17	625,179	625,027	35,882.51
4900	ELECTRIC WATER AND SANITARY SERVICE UTILITIES	8	866,726	673,927	38,750.79
4920	GAS UTILITIES				
TCU-	TOT. TRANSPORTATION, COMMUNICATIONS AND UTILITIES	58	4,197,877	2,930,326	167,796.87
5020	DRUGS, CHEMICALS AND ALLIED PRODUCTS				
5040	GROCERIES AND RELATED PRODUCTS	7	268,551	41,202	2,369.11
5060	ELECTRICAL GOODS AND HOUSEHOLD APPLIANCES				
5070	HARDWARE, PLUMBING AND HEATING EQUIP. AND SUPPLIES				
5080	MACHINERY, EQUIPMENT AND SUPPLIES	4	315,690	165,985	9,541.87
5090	MISCELLANEOUS WHOLESALERS	33	2,008,094	624,049	35,877.44
5092	PETROLEUM AND PETROLEUM PRODUCTS	5	3,740,435	149,469	8,594.45
WHSL	TOT. WHOLESALE TRADE	53	6,343,437	990,821	56,964.57
5200	BUILDING MATERIALS	3	45,439	41,032	2,359.34
5252	FARM EQUIPMENT DEALERS	4	443,927	123,582	7,105.97
5300	GENERAL MERCHANDISE, EXCEPT DEPARTMENT STORES	16	487,556	267,400	15,375.51

* MONTHLY *

ANALYSIS OF GROSS RECEIPTS TAX BY STANDARD INDUSTRIAL CLASSIFICATION

* EDITED *

BUSINESS ACTIVITY REPORTED IN OCTOBER, 1999

LOCATION : 16-016 RMDR SAN JUAN CNTY

SIC CODE		NO. TAX RETURNS	TOTAL REPORTED GROSS RECEIPTS	TAXABLE GROSS RECEIPTS	REPORTED TAX DUE
5310	DEPARTMENT STORES				
5400	RETAIL FOOD STORES	19	1,814,890	786,470	44,839.77
5510	MOTOR VEHICLE DEALERS	4	303,274	85,504	4,916.47
5540	GASOLINE SERVICE STATIONS	10	900,092	845,766	48,623.10
5592	MOBILE HOME DEALERS				
5599	MISCELLANEOUS VEHICLE AND AUTO ACCESSORY DEALERS	9	565,417	373,732	21,489.61
5600	APPAREL AND ACCESSORY STORES				
5700	FURNITURE, HOME FURNISHINGS AND APPLIANCE STORES	4	39,990	22,066	1,268.80
5800	EATING AND DRINKING PLACES	15	295,408	239,772	13,786.87
5813	LIQUOR DISPENSERS - BY THE DRINK	3	120,919	120,919	6,952.85
5990	MISCELLANEOUS RETAILERS	128	1,530,250	1,078,674	61,423.89
RETL	TOT. RETAIL TRADE	219	6,623,628	4,060,307	232,477.10
6000	BANKS				
6100	CREDIT AGENCIES, EXCEPT BANKS AND S-AND-L ASSOC.	3	13,701	671	38.56
6300	INSURANCE AGENTS, CARRIERS, BROKERS AND SERVICES				
6510	REAL EST. OPER-LESR-AGT., ETC., AND TITLE ABSTRACT	10	63,297	63,297	3,639.55
6550	REAL ESTATE SUBDIVIDERS AND DEVELOPERS				
FIRE	TOT. FINANCE, INSURANCE AND REAL ESTATE	18	281,848	101,132	5,815.07
7000	HOTELS, MOTELS, TRAILER PARKS AND OTHER LODGING				
7200	PERSONAL SERVICES	30	199,068	176,555	10,150.83
7300	MISCELLANEOUS BUSINESS SERVICES	60	4,315,885	3,910,310	224,543.30
7500	AUTOMOBILE RENTAL, REPAIR AND OTHER SERVICES	26	73,964	135,326	7,241.55
7600	MISCELLANEOUS REPAIR SERVICES	33	864,574	414,140	23,807.89
7800	MOTION PICTURE THEATERS AND PRODUCTION				
7900	AMUSEMENT AND RECREATION SERVICES	15	222,049	218,103	12,540.90
8010	PHYSICIANS, DENTISTS AND OTHERS	7	173,111	168,067	9,663.88
8060	HOSPITALS AND OTHER HEALTH SERVICES	3	94,134	2,068	118.89
8100	LEGAL SERVICES				
8200	EDUCATIONAL SERVICES	3	36,860	1,860	106.93
8900	MISCELLANEOUS SERVICES	108	3,959,337	3,496,924	200,772.81
8910	ENGINEERING AND ARCHITECTURAL SERVICES	6	1,203,386	611,315	35,150.61
SERV	TOT. SERVICES	294	10,998,320	8,865,200	509,682.61
9393	LOCAL GOVERNMENT - MUNICIPALITIES				
GOVT	TOT. GOVERNMENT				
9999	NONCLASSIFIABLE ESTABLISHMENTS - (SERVICES)				
TOT-	TOTAL FOR ALL INDUSTRIES IN THIS LOCATION	874	48,440,055	33,115,021	1,902,285.22
TEL-	INTERSTATE TELECOMMUNICATIONS	10	187,124	187,115	7,952.37

* MONTHLY *

ANALYSIS OF GROSS RECEIPTS TAX BY STANDARD INDUSTRIAL CLASSIFICATION

* EDITED *

BUSINESS ACTIVITY REPORTED IN OCTOBER, 1999

LOCATION : 12-122 LAS VEGAS CITY

SIC CODE		NO. TAX RETURNS	TOTAL REPORTED GROSS RECEIPTS	TAXABLE GROSS RECEIPTS	REPORTED TAX DUE
0700	AGRICULTURAL SERVICES				
AGRI	TOT. AGRICULTURE				
1500	GENERAL BUILDING CONTRACTORS				
1620	NON-BUILDING HEAVY CONTRACTORS, EXCEPT HIGHWAY				
1700	SPECIAL TRADE CONTRACTORS	47	1,562,768	605,209	38,582.06
CONS	TOT. CONTRACT CONSTRUCTION	73	2,279,022	1,227,922	78,280.01
2000	FOOD AND KINDRED PRODUCTS, EXCEPT MEAT PRODUCTS				
2400	LUMBER, WOOD AND PAPER PRODUCTS				
2700	PRINTING AND PUBLISHING				
3400	PRIMARY METAL INDUST., FABRICATED METAL PRODUCTS				
3600	ELECTRICAL MACHINERY, EQUIPMENT AND SUPPLIES	3	14,601	10,218	651.41
3700	TRANSPORTATION EQUIPMENT				
3900	MISCELLANEOUS MANUFACTURING	13	1,320,418	9,998	637.41
MFG-	TOT. MANUFACTURING	21	1,608,220	130,260	8,304.09
4100	LOCAL AND HIGHWAY PASSENGER TRANSPORTATION	10	158,801	158,801	10,123.58
4200	MOTOR FREIGHT TRANS., WAREHOUSING, TRANS. SERVICES	5	13,488	1,632	104.04
4810	TELEPHONE AND TELEGRAPH COMMUNICATIONS	17	358,802	350,727	22,355.79
4830	RADIO AND TELEVISION BROADCASTING	5	37,471	33,568	2,139.94
4900	ELECTRIC WATER AND SANITARY SERVICE UTILITIES	3	800,997	597,200	38,071.53
TCU-	TOT. TRANSPORTATION, COMMUNICATIONS AND UTILITIES	40	1,369,559	1,141,928	72,794.88
5020	DRUGS, CHEMICALS AND ALLIED PRODUCTS				
5040	GROCERIES AND RELATED PRODUCTS	6	1,354,405	51,961	3,312.53
5070	HARDWARE, PLUMBING AND HEATING EQUIP. AND SUPPLIES				
5080	MACHINERY, EQUIPMENT AND SUPPLIES	5	56,418	26,781	1,707.27
5090	MISCELLANEOUS WHOLESALE	32	334,387	19,786	1,261.37
5092	PETROLEUM AND PETROLEUM PRODUCTS	3	314,697	186,476	11,887.87
WHSL	TOT. WHOLESALE TRADE	49	2,061,512	286,210	18,245.93
5200	BUILDING MATERIALS				
5251	HARDWARE STORES				
5300	GENERAL MERCHANDISE, EXCEPT DEPARTMENT STORES	10	163,567	127,286	8,114.50
5310	DEPARTMENT STORES	4	142,543	132,524	8,448.40
5400	RETAIL FOOD STORES	12	2,104,240	1,702,337	108,523.98
5510	MOTOR VEHICLE DEALERS				
5540	GASOLINE SERVICE STATIONS	6	102,157	102,157	6,512.49
5592	MOBILE HOME DEALERS				
5599	MISCELLANEOUS VEHICLE AND AUTO ACCESSORY DEALERS	5	302,721	247,566	15,782.36
5600	APPAREL AND ACCESSORY STORES	5	133,043	133,043	8,481.47
5700	FURNITURE, HOME FURNISHINGS AND APPLIANCE STORES	9	45,408	39,236	2,501.30

STATE OF NEW MEXICO

RUN DATE: 11/09/99

COMBINED REVENUE SYSTEM

RUN NUMBER: 499.00

* MONTHLY *

ANALYSIS OF GROSS RECEIPTS TAX BY STANDARD INDUSTRIAL CLASSIFICATION

* EDITED *

BUSINESS ACTIVITY REPORTED IN OCTOBER, 1999

LOCATION : 12-122 LAS VEGAS CITY

SIC CODE		NO. TAX RETURNS	TOTAL REPORTED GROSS RECEIPTS	TAXABLE GROSS RECEIPTS	REPORTED TAX DUE
5800	EATING AND DRINKING PLACES	34	1,367,544	1,137,373	72,507.50
5813	LIQUOR DISPENSERS - BY THE DRINK	10	502,760	502,760	32,050.93
5910	DRUG AND PROPRIETARY STORES				
5920	PACKAGE LIQUOR STORES				
5990	MISCELLANEOUS RETAILERS	90	5,022,621	4,274,105	272,091.23
RETL	TOT. RETAIL TRADE	193	11,226,826	9,224,728	587,693.44
6000	BANKS	5	139,775	119,150	7,595.79
6100	CREDIT AGENCIES, EXCEPT BANKS AND S-AND-L ASSOC.				
6200	SECUTY. AND COMDTY. BROKERS, DELRS., EXCGS., SERV.				
6300	INSURANCE AGENTS, CARRIERS, BROKERS AND SERVICES	3	48,431	7,265	463.17
6510	REAL EST. OPER-LESR-AGT., ETC., AND TITLE ABSTRACT	11	353,416	55,959	3,567.40
FIRE	TOT. FINANCE, INSURANCE AND REAL ESTATE	22	555,481	182,778	11,652.11
7000	HOTELS, MOTELS, TRAILER PARKS AND OTHER LODGING	20	412,396	406,506	25,914.77
7200	PERSONAL SERVICES	42	312,483	281,965	17,975.30
7300	MISCELLANEOUS BUSINESS SERVICES	32	335,481	310,900	19,819.87
7500	AUTOMOBILE RENTAL, REPAIR AND OTHER SERVICES	28	330,959	278,499	17,754.32
7600	MISCELLANEOUS REPAIR SERVICES	10	39,243	25,696	1,638.08
7900	AMUSEMENT AND RECREATION SERVICES				
8010	PHYSICIANS, DENTISTS AND OTHERS	34	625,860	588,279	37,502.82
8060	HOSPITALS AND OTHER HEALTH SERVICES	14	250,685	243,060	15,495.11
8100	LEGAL SERVICES	9	106,495	106,095	6,763.54
8200	EDUCATIONAL SERVICES	4	32,161	32,161	2,050.25
8900	MISCELLANEOUS SERVICES	111	997,794	488,233	31,124.89
8910	ENGINEERING AND ARCHITECTURAL SERVICES				
SERV	TOT. SERVICES	309	3,511,187	2,800,021	178,501.43
9100	FEDERAL GOVERNMENT - ALL OTHER				
GOVT	TOT. GOVERNMENT				
9999	NONCLASSIFIABLE ESTABLISHMENTS - (SERVICES)				
TOT-	TOTAL FOR ALL INDUSTRIES IN THIS LOCATION	710	22,630,493	15,009,938	956,497.73
TEL-	INTERSTATE TELECOMMUNICATIONS	18	55,552	55,130	2,343.05

* MONTHLY *

ANALYSIS OF GROSS RECEIPTS TAX BY STANDARD INDUSTRIAL CLASSIFICATION

* EDITED *

BUSINESS ACTIVITY REPORTED IN OCTOBER, 1999

LOCATION : 12-219 LAS VEGAS TOWN

SIC
CODENO. TAX
RETURNSTOTAL REPORTED
GROSS RECEIPTSTAXABLE
GROSS RECEIPTSREPORTED
TAX DUE

* MONTHLY *

ANALYSIS OF GROSS RECEIPTS TAX BY STANDARD INDUSTRIAL CLASSIFICATION

* EDITED *

BUSINESS ACTIVITY REPORTED IN OCTOBER, 1999

LOCATION : 12-313

PECOS

SIC CODE		NO. TAX RETURNS	TOTAL REPORTED GROSS RECEIPTS	TAXABLE GROSS RECEIPTS	REPORTED TAX DUE
1500	GENERAL BUILDING CONTRACTORS				
1620	NON-BUILDING HEAVY CONTRACTORS, EXCEPT HIGHWAY				
1700	SPECIAL TRADE CONTRACTORS	8	156,296	154,992	9,686.97
CONS	TOT. CONTRACT CONSTRUCTION	14	262,750	249,293	15,580.81
3600	ELECTRICAL MACHINERY, EQUIPMENT AND SUPPLIES				
3900	MISCELLANEOUS MANUFACTURING				
MFG-	TOT. MANUFACTURING	4	11,349	707	44.20
4200	MOTOR FREIGHT TRANS., WAREHOUSING, TRANS. SERVICES				
4810	TELEPHONE AND TELEGRAPH COMMUNICATIONS	9	1,762	1,273	75.82
4900	ELECTRIC WATER AND SANITARY SERVICE UTILITIES				
TCU-	TOT. TRANSPORTATION, COMMUNICATIONS AND UTILITIES	13	87,625	66,049	4,124.30
5070	HARDWARE, PLUMBING AND HEATING EQUIP. AND SUPPLIES				
5080	MACHINERY, EQUIPMENT AND SUPPLIES				
5090	MISCELLANEOUS WHOLESALERS				
WHSL	TOT. WHOLESALE TRADE	8	3,060	1,125	70.35
5300	GENERAL MERCHANDISE, EXCEPT DEPARTMENT STORES	4	10,116	10,116	632.26
5400	RETAIL FOOD STORES				
5540	GASOLINE SERVICE STATIONS	3	206,442	113,745	7,109.05
5800	EATING AND DRINKING PLACES				
5813	LIQUOR DISPENSERS - BY THE DRINK				
5920	PACKAGE LIQUOR STORES				
5990	MISCELLANEOUS RETAILERS	23	66,692	63,187	3,858.42
RETL	TOT. RETAIL TRADE	35	609,156	467,944	29,155.78
6510	REAL EST. OPER-LESR-AGT., ETC., AND TITLE ABSTRACT				
FIRE	TOT. FINANCE, INSURANCE AND REAL ESTATE				
7200	PERSONAL SERVICES				
7300	MISCELLANEOUS BUSINESS SERVICES				
7500	AUTOMOBILE RENTAL, REPAIR AND OTHER SERVICES	4	7,447	7,447	465.45
8010	PHYSICIANS, DENTISTS AND OTHERS				
8900	MISCELLANEOUS SERVICES	11	14,968	13,718	857.35
SERV	TOT. SERVICES	20	38,896	35,335	2,208.49
9999	NONCLASSIFIABLE ESTABLISHMENTS - (SERVICES)				

* MONTHLY *
* EDITED *

ANALYSIS OF GROSS RECEIPTS TAX BY STANDARD INDUSTRIAL CLASSIFICATION

BUSINESS ACTIVITY REPORTED IN OCTOBER, 1999

LOCATION : 12-313

PECOS

SIC CODE		NO. TAX RETURNS	TOTAL REPORTED GROSS RECEIPTS	TAXABLE GROSS RECEIPTS	REPORTED TAX DUE
TOT-	TOTAL FOR ALL INDUSTRIES IN THIS LOCATION	97	1,065,889	822,704	51,324.56
TEL-	INTERSTATE TELECOMMUNICATIONS	9	2,519	2,278	96.81

* MONTHLY *
* EDITED *

ANALYSIS OF GROSS RECEIPTS TAX BY STANDARD INDUSTRIAL CLASSIFICATION

BUSINESS ACTIVITY REPORTED IN OCTOBER, 1999

LOCATION : 12-418

MOSQUERO

SIC CODE		NO. TAX RETURNS	TOTAL REPORTED GROSS RECEIPTS	TAXABLE GROSS RECEIPTS	REPORTED TAX DUE
-------------	--	--------------------	----------------------------------	---------------------------	---------------------

5990	MISCELLANEOUS RETAILERS
RETL	TOT. RETAIL TRADE

7200	PERSONAL SERVICES
7300	MISCELLANEOUS BUSINESS SERVICES
SERV	TOT. SERVICES

TOT-	TOTAL FOR ALL INDUSTRIES IN THIS LOCATION	7	4,902	1,978	112.49
------	---	---	-------	-------	--------

* MONTHLY *

ANALYSIS OF GROSS RECEIPTS TAX BY STANDARD INDUSTRIAL CLASSIFICATION

* EDITED *

BUSINESS ACTIVITY REPORTED IN OCTOBER, 1999

LOCATION : 12-012 RMDR SAN MIGUEL CNTY

SIC CODE		NO. TAX RETURNS	TOTAL REPORTED GROSS RECEIPTS	TAXABLE GROSS RECEIPTS	REPORTED TAX DUE
0100	AGRICULTURAL PRODUCTION				
0700	AGRICULTURAL SERVICES				
AGRI	TOT. AGRICULTURE				
1500	GENERAL BUILDING CONTRACTORS				
1620	NON-BUILDING HEAVY CONTRACTORS, EXCEPT HIGHWAY				
1700	SPECIAL TRADE CONTRACTORS	33	230,709	220,253	12,802.20
CONS	TOT. CONTRACT CONSTRUCTION	58	1,153,991	1,127,704	65,547.79
2000	FOOD AND KINDRED PRODUCTS, EXCEPT MEAT PRODUCTS				
2400	LUMBER, WOOD AND PAPER PRODUCTS	5	113,402	38,466	2,235.84
3200	STONE, CLAY, GLASS, AND CONCRETE PRODUCTS				
3600	ELECTRICAL MACHINERY, EQUIPMENT AND SUPPLIES				
3900	MISCELLANEOUS MANUFACTURING				
MFG-	TOT. MANUFACTURING	11	149,926	70,018	4,069.79
4100	LOCAL AND HIGHWAY PASSENGER TRANSPORTATION	3	43,613	43,613	2,534.97
4200	MOTOR FREIGHT TRANS., WAREHOUSING, TRANS. SERVICES	5	29,149	14,734	856.43
4810	TELEPHONE AND TELEGRAPH COMMUNICATIONS	13	192,856	185,702	10,784.00
4900	ELECTRIC WATER AND SANITARY SERVICE UTILITIES	4	665,325	559,467	32,519.04
TCU-	TOT. TRANSPORTATION, COMMUNICATIONS AND UTILITIES	25	930,942	803,516	46,694.44
5040	GROCERIES AND RELATED PRODUCTS				
5060	ELECTRICAL GOODS AND HOUSEHOLD APPLIANCES				
5080	MACHINERY, EQUIPMENT AND SUPPLIES				
5090	MISCELLANEOUS WHOLESALE	11	34,212	13,722	797.58
WHSL	TOT. WHOLESALE TRADE	17	97,324	65,412	3,802.08
5300	GENERAL MERCHANDISE, EXCEPT DEPARTMENT STORES	4	12,269	12,269	713.13
5400	RETAIL FOOD STORES	8	92,970	72,736	4,227.75
5540	GASOLINE SERVICE STATIONS				
5700	FURNITURE, HOME FURNISHINGS AND APPLIANCE STORES				
5800	EATING AND DRINKING PLACES				
5813	LIQUOR DISPENSERS - BY THE DRINK	4	61,143	39,166	2,276.50
5990	MISCELLANEOUS RETAILERS	28	167,993	121,645	6,889.77
RETL	TOT. RETAIL TRADE	49	531,486	436,168	25,171.40
6000	BANKS				
6510	REAL EST. OPER-LESR-AGT., ETC., AND TITLE ABSTRACT	18	80,234	80,234	4,663.63
6550	REAL ESTATE SUBDIVIDERS AND DEVELOPERS				
6700	HOLDING AND OTHER INVESTMENT COMPANIES				
FIRE	TOT. FINANCE, INSURANCE AND REAL ESTATE	23	107,246	107,080	6,224.04

* MONTHLY *
* EDITED *

ANALYSIS OF GROSS RECEIPTS TAX BY STANDARD INDUSTRIAL CLASSIFICATION

BUSINESS ACTIVITY REPORTED IN OCTOBER, 1999

LOCATION : 12-012 RMDR SAN MIGUEL CNTY

SIC CODE		NO. TAX RETURNS	TOTAL REPORTED GROSS RECEIPTS	TAXABLE GROSS RECEIPTS	REPORTED TAX DUE
7000	HOTELS, MOTELS, TRAILER PARKS AND OTHER LODGING	5	84,486	83,611	4,811.08
7200	PERSONAL SERVICES	7	28,748	27,304	1,587.05
7300	MISCELLANEOUS BUSINESS SERVICES	15	71,468	65,940	3,832.77
7500	AUTOMOBILE RENTAL, REPAIR AND OTHER SERVICES	9	44,986	41,761	2,427.33
7600	MISCELLANEOUS REPAIR SERVICES				
7900	AMUSEMENT AND RECREATION SERVICES				
8060	HOSPITALS AND OTHER HEALTH SERVICES				
8200	EDUCATIONAL SERVICES				
8600	NONPROFIT MEMBERSHIP ORGANIZATIONS				
8900	MISCELLANEOUS SERVICES	56	174,905	147,859	8,594.32
8910	ENGINEERING AND ARCHITECTURAL SERVICES				
SERV	TOT. SERVICES	99	995,244	948,493	55,082.30
9300	LOCAL GOVERNMENT - COUNTIES				
GOVT	TOT. GOVERNMENT				
9999	NONCLASSIFIABLE ESTABLISHMENTS - (SERVICES)	4	21,926	3,225	187.45
TOT-	TOTAL FOR ALL INDUSTRIES IN THIS LOCATION	289	4,026,265	3,599,795	208,998.49
TEL-	INTERSTATE TELECOMMUNICATIONS	8	22,255	22,246	945.45

STATE OF NEW MEXICO

RUN DATE: 11/09/99

COMBINED REVENUE SYSTEM

RUN NUMBER: 499.00

* MONTHLY *

ANALYSIS OF GROSS RECEIPTS TAX BY STANDARD INDUSTRIAL CLASSIFICATION

* EDITED *

BUSINESS ACTIVITY REPORTED IN OCTOBER, 1999

LOCATION : 01-123

SANTA FE

SIC CODE		NO. TAX RETURNS	TOTAL REPORTED GROSS RECEIPTS	TAXABLE GROSS RECEIPTS	REPORTED TAX DUE
0100	AGRICULTURAL PRODUCTION	6	450,181	284,796	17,977.72
0700	AGRICULTURAL SERVICES	23	619,578	614,279	38,776.38
AGRI	TOT. AGRICULTURE	29	1,069,759	899,075	56,754.10
1500	GENERAL BUILDING CONTRACTORS	242	12,856,443	10,579,484	667,824.60
1610	HIGHWAY CONTRACTORS				
1620	NON-BUILDING HEAVY CONTRACTORS, EXCEPT HIGHWAY				
1700	SPECIAL TRADE CONTRACTORS	329	11,108,708	3,928,318	247,976.38
CONS	TOT. CONTRACT CONSTRUCTION	582	26,146,735	16,278,811	1,027,595.89
2000	FOOD AND KINDRED PRODUCTS, EXCEPT MEAT PRODUCTS	9	2,175,981	162,242	10,241.02
2300	APPAREL AND TEXTILE MILL PRODUCTS	5	301,733	77,899	4,917.41
2400	LUMBER, WOOD AND PAPER PRODUCTS	17	1,368,520	641,473	40,492.98
2700	PRINTING AND PUBLISHING	25	2,873,737	2,310,335	145,839.88
2900	PETROLEUM REFINING AND RELATED INDUSTRIES				
3200	STONE, CLAY, GLASS, AND CONCRETE PRODUCTS	6	568,793	72,318	4,565.05
3400	PRIMARY METAL INDUST., FABRICATED METAL PRODUCTS	9	1,774,196	245,920	15,523.74
3600	ELECTRICAL MACHINERY, EQUIPMENT AND SUPPLIES	5	903,516	507,865	32,059.00
3670	ELECTRONIC COMPONENTS AND ACCESSORIES				
3700	TRANSPORTATION EQUIPMENT				
3800	PROF., SCIENTIF., OPTIC., OTHER PRECIS. INSTRUMTS.	3	31,596	15,686	990.20
3900	MISCELLANEOUS MANUFACTURING	144	2,822,917	807,465	50,954.64
MFG-	TOT. MANUFACTURING	227	13,230,219	5,237,041	330,577.28
4000	RAILROAD TRANSPORTATION				
4100	LOCAL AND HIGHWAY PASSENGER TRANSPORTATION	8	166,867	155,064	9,788.43
4200	MOTOR FREIGHT TRANS., WAREHOUSING, TRANS. SERVICES	15	673,930	294,122	18,566.48
4500	AIR TRANSPORTATION				
4810	TELEPHONE AND TELEGRAPH COMMUNICATIONS	32	5,390,500	5,294,058	334,139.47
4830	RADIO AND TELEVISION BROADCASTING	8	803,348	745,103	47,034.59
4900	ELECTRIC WATER AND SANITARY SERVICE UTILITIES				
4920	GAS UTILITIES				
TCU-	TOT. TRANSPORTATION, COMMUNICATIONS AND UTILITIES	68	13,562,264	12,262,128	773,998.85
5010	MOTOR VEHICLES AND AUTOMOTIVE EQUIPMENT	7	522,402	145,418	9,179.52
5020	DRUGS, CHEMICALS AND ALLIED PRODUCTS				
5040	GROCERIES AND RELATED PRODUCTS	20	1,104,844	61,848-	3,853.16-
5060	ELECTRICAL GOODS AND HOUSEHOLD APPLIANCES	5	1,179,917	210,927	13,314.77
5070	HARDWARE, PLUMBING AND HEATING EQUIP. AND SUPPLIES	7	1,581,691	248,555	15,690.06
5080	MACHINERY, EQUIPMENT AND SUPPLIES	14	2,323,853	2,032,310	128,289.58
5090	MISCELLANEOUS WHOLESALERS	162	19,060,962	1,711,205	107,995.22
5092	PETROLEUM AND PETROLEUM PRODUCTS				
WHSL	TOT. WHOLESALE TRADE	221	26,252,617	4,702,876	296,895.48

STATE OF NEW MEXICO
COMBINED REVENUE SYSTEMRUN DATE: 11/09/99
RUN NUMBER: 499.00* MONTHLY *
* EDITED *

ANALYSIS OF GROSS RECEIPTS TAX BY STANDARD INDUSTRIAL CLASSIFICATION

BUSINESS ACTIVITY REPORTED IN OCTOBER, 1999

LOCATION : 01-123

SANTA FE

SIC CODE		NO. TAX RETURNS	TOTAL REPORTED GROSS RECEIPTS	TAXABLE GROSS RECEIPTS	REPORTED TAX DUE
5200	BUILDING MATERIALS	13	4,192,760	1,985,437	125,330.71
5251	HARDWARE STORES	9	1,151,584	586,168	37,001.85
5300	GENERAL MERCHANDISE, EXCEPT DEPARTMENT STORES	25	1,847,271	1,234,599	77,934.09
5310	DEPARTMENT STORES	6	5,708,737	5,476,384	345,696.73
5400	RETAIL FOOD STORES	54	17,430,180	16,145,369	1,019,176.46
5510	MOTOR VEHICLE DEALERS	14	5,029,203	1,508,490	95,223.46
5540	GASOLINE SERVICE STATIONS	8	149,066	136,077	8,589.87
5592	MOBILE HOME DEALERS				
5599	MISCELLANEOUS VEHICLE AND AUTO ACCESSORY DEALERS	16	2,169,971	1,727,057	109,020.45
5600	APPAREL AND ACCESSORY STORES	102	5,271,320	4,413,518	278,603.25
5700	FURNITURE, HOME FURNISHINGS AND APPLIANCE STORES	42	3,794,043	2,949,540	186,189.06
5800	EATING AND DRINKING PLACES	209	13,468,966	13,905,728	877,964.46
5813	LIQUOR DISPENSERS - BY THE DRINK	12	761,984	760,848	48,028.55
5910	DRUG AND PROPRIETARY STORES				
5920	PACKAGE LIQUOR STORES	4	317,358	308,918	19,500.44
5990	MISCELLANEOUS RETAILERS	912	51,934,966	34,244,951	2,161,385.50
RETL	TOT. RETAIL TRADE	1,431	116,099,979	87,111,018	5,498,720.75
6000	BANKS	12	1,574,866	1,011,833	63,871.95
6100	CREDIT AGENCIES, EXCEPT BANKS AND S-AND-L ASSOC.	7	237,877	88,907	5,612.26
6120	SAVINGS AND LOAN ASSOCIATIONS	3	16,386	3,908	246.69
6200	SECUTY. AND COMDTY. BROKERS, DELRS., EXCGS., SERV.	10	542,337	542,337	34,235.02
6300	INSURANCE AGENTS, CARRIERS, BROKERS AND SERVICES	11	164,561	158,282	9,991.54
6510	REAL EST. OPER-LESR-AGT., ETC., AND TITLE ABSTRACT	113	4,513,568	3,353,160	211,655.25
6550	REAL ESTATE SUBDIVIDERS AND DEVELOPERS	7	925,538	925,538	58,424.58
6700	HOLDING AND OTHER INVESTMENT COMPANIES	21	2,349,276	520,741	32,871.81
FIRE	TOT. FINANCE, INSURANCE AND REAL ESTATE	184	10,324,409	6,604,706	416,909.10
7000	HOTELS, MOTELS, TRAILER PARKS AND OTHER LODGING	69	11,011,263	10,789,840	681,108.63
7200	PERSONAL SERVICES	358	3,814,892	3,508,013	221,402.79
7300	MISCELLANEOUS BUSINESS SERVICES	377	11,865,709	7,949,781	501,768.66
7391	COMMERCIAL RESEARCH AND DEVELOPMENT LABORATORIES	5	258,649	52,699	3,326.60
7500	AUTOMOBILE RENTAL, REPAIR AND OTHER SERVICES	99	3,139,903	2,782,489	175,639.02
7600	MISCELLANEOUS REPAIR SERVICES	51	687,111	577,537	36,421.18
7800	MOTION PICTURE THEATERS AND PRODUCTION	6	130,539	73,417	4,634.42
7900	AMUSEMENT AND RECREATION SERVICES	13	222,774	123,591	7,800.68
8010	PHYSICIANS, DENTISTS AND OTHERS	221	7,025,015	6,651,073	419,830.56
8080	HOSPITALS AND OTHER HEALTH SERVICES	61	3,002,071	2,909,035	183,632.86
8100	LEGAL SERVICES	171	5,703,115	4,892,412	308,778.56
8200	EDUCATIONAL SERVICES	22	291,838	253,620	16,009.77
8600	NONPROFIT MEMBERSHIP ORGANIZATIONS	12	786,627	718,027	45,325.47
8900	MISCELLANEOUS SERVICES	846	24,519,477	11,892,559	751,567.69
8910	ENGINEERING AND ARCHITECTURAL SERVICES	85	2,619,488	1,879,378	118,548.95
SERV	TOT. SERVICES	2,396	75,078,471	55,053,471	3,475,795.84

* MONTHLY *
* EDITED *

ANALYSIS OF GROSS RECEIPTS TAX BY STANDARD INDUSTRIAL CLASSIFICATION

BUSINESS ACTIVITY REPORTED IN OCTOBER, 1999

LOCATION : 01-123

SANTA FE

SIC
CODENO. TAX
RETURNSTOTAL REPORTED
GROSS RECEIPTSTAXABLE
GROSS RECEIPTSREPORTED
TAX DUE

9100 FEDERAL GOVERNMENT - ALL OTHER
9200 STATE GOVT. - EXCLUDE EDUCATION AND INSTITUTIONS
GOVT TOT. GOVERNMENT

9999 NONCLASSIFIABLE ESTABLISHMENTS - (SERVICES)

TOT- TOTAL FOR ALL INDUSTRIES IN THIS LOCATION 5,156 281,994,712 188,324,530 11,888,319.70

TEL- INTERSTATE TELECOMMUNICATIONS 22 731,539 726,057 30,857.42

* MONTHLY *
* EDITED *

ANALYSIS OF GROSS RECEIPTS TAX BY STANDARD INDUSTRIAL CLASSIFICATION

BUSINESS ACTIVITY REPORTED IN OCTOBER, 1999

LOCATION : 01-161 SANTA FE AIRPORT

SIC CODE		NO. TAX RETURNS	TOTAL REPORTED GROSS RECEIPTS	TAXABLE GROSS RECEIPTS	REPORTED TAX DUE
1500	GENERAL BUILDING CONTRACTORS				
1620	NON-BUILDING HEAVY CONTRACTORS, EXCEPT HIGHWAY				
CONS	TOT. CONTRACT CONSTRUCTION	5	204,430	13,244	778.09
2400	LUMBER, WOOD AND PAPER PRODUCTS				
3600	ELECTRICAL MACHINERY, EQUIPMENT AND SUPPLIES				
3900	MISCELLANEOUS MANUFACTURING				
MFG-	TOT. MANUFACTURING	5	96,960	61,310	3,594.18
4200	MOTOR FREIGHT TRANS., WAREHOUSING, TRANS. SERVICES				
4500	AIR TRANSPORTATION				
TCU-	TOT. TRANSPORTATION, COMMUNICATIONS AND UTILITIES				
5090	MISCELLANEOUS WHOLESALERS				
5092	PETROLEUM AND PETROLEUM PRODUCTS				
WHSL	TOT. WHOLESALE TRADE	3	4,925	4,114	241.69
5400	RETAIL FOOD STORES				
5813	LIQUOR DISPENSERS - BY THE DRINK				
5990	MISCELLANEOUS RETAILERS				
RETL	TOT. RETAIL TRADE	6	35,917	35,917	2,110.11
6510	REAL EST. OPER-LESR-AGT., ETC., AND TITLE ABSTRACT				
FIRE	TOT. FINANCE, INSURANCE AND REAL ESTATE				
7300	MISCELLANEOUS BUSINESS SERVICES	4	136,870	136,870	8,041.14
7500	AUTOMOBILE RENTAL, REPAIR AND OTHER SERVICES				
8200	EDUCATIONAL SERVICES				
8900	MISCELLANEOUS SERVICES	3	45,489	44,385	2,597.59
SERV	TOT. SERVICES	11	441,915	425,788	25,005.01
TOT-	TOTAL FOR ALL INDUSTRIES IN THIS LOCATION	35	918,025	602,528	35,380.71

* MONTHLY *

ANALYSIS OF GROSS RECEIPTS TAX BY STANDARD INDUSTRIAL CLASSIFICATION

* EDITED *

BUSINESS ACTIVITY REPORTED IN OCTOBER, 1999

LOCATION : 01-226 ESPANOLA (S.F.)

SIC CODE		NO. TAX RETURNS	TOTAL REPORTED GROSS RECEIPTS	TAXABLE GROSS RECEIPTS	REPORTED TAX DUE
1500	GENERAL BUILDING CONTRACTORS				
1610	HIGHWAY CONTRACTORS				
1700	SPECIAL TRADE CONTRACTORS	13	396,656	41,583	2,624.90
CONS	TOT. CONTRACT CONSTRUCTION	20	520,366	108,896	6,874.04
3200	STONE, CLAY, GLASS, AND CONCRETE PRODUCTS				
3600	ELECTRICAL MACHINERY, EQUIPMENT AND SUPPLIES				
3900	MISCELLANEOUS MANUFACTURING	3	17,006	544	34.36
MFG-	TOT. MANUFACTURING	6	24,640	8,178	516.26
4100	LOCAL AND HIGHWAY PASSENGER TRANSPORTATION	18	133,407	120,522	7,607.91
4200	MOTOR FREIGHT TRANS., WAREHOUSING, TRANS. SERVICES				
4810	TELEPHONE AND TELEGRAPH COMMUNICATIONS	11	4,531	3,901	234.23
4920	GAS UTILITIES				
TCU-	TOT. TRANSPORTATION, COMMUNICATIONS AND UTILITIES	34	171,932	150,646	9,497.48
5080	MACHINERY, EQUIPMENT AND SUPPLIES				
5090	MISCELLANEOUS WHOLESALERS				
WHSL	TOT. WHOLESALE TRADE	10	48,716	3,573	225.58
5300	GENERAL MERCHANDISE, EXCEPT DEPARTMENT STORES	6	121,365	79,011	4,987.59
5400	RETAIL FOOD STORES	7	903,333	802,571	50,662.31
5599	MISCELLANEOUS VEHICLE AND AUTO ACCESSORY DEALERS				
5600	APPAREL AND ACCESSORY STORES				
5700	FURNITURE, HOME FURNISHINGS AND APPLIANCE STORES				
5800	EATING AND DRINKING PLACES	9	353,477	353,477	22,313.21
5813	LIQUOR DISPENSERS - BY THE DRINK				
5920	PACKAGE LIQUOR STORES	3	122,460	122,460	7,730.29
5990	MISCELLANEOUS RETAILERS	43	886,088	657,633	41,512.98
RETL	TOT. RETAIL TRADE	75	2,646,274	2,182,570	137,774.66
6000	BANKS				
6510	REAL EST. OPER-LESR-AGT., ETC., AND TITLE ABSTRACT				
FIRE	TOT. FINANCE, INSURANCE AND REAL ESTATE	6	63,260	8,820	556.77
7000	HOTELS, MOTELS, TRAILER PARKS AND OTHER LODGING				
7200	PERSONAL SERVICES	8	67,503	66,348	4,188.23
7300	MISCELLANEOUS BUSINESS SERVICES	8	102,271	102,271	6,455.86
7500	AUTOMOBILE RENTAL, REPAIR AND OTHER SERVICES	3	2,746	2,649	167.23
7800	MISCELLANEOUS REPAIR SERVICES	3	7,829	7,020	443.12
8010	PHYSICIANS, DENTISTS AND OTHERS				
8060	HOSPITALS AND OTHER HEALTH SERVICES				

* MONTHLY *
* EDITED *

ANALYSIS OF GROSS RECEIPTS TAX BY STANDARD INDUSTRIAL CLASSIFICATION

BUSINESS ACTIVITY REPORTED IN OCTOBER, 1999

LOCATION : 01-226 ESPANOLA (S.F.)

SIC CODE		NO. TAX RETURNS	TOTAL REPORTED GROSS RECEIPTS	TAXABLE GROSS RECEIPTS	REPORTED TAX DUE
8900	MISCELLANEOUS SERVICES	32	78,598	64,540	4,074.08
SERV	TOT. SERVICES	58	345,575	329,456	20,796.90
TOT-	TOTAL FOR ALL INDUSTRIES IN THIS LOCATION	209	3,820,763	2,792,140	176,241.69
TEL-	INTERSTATE TELECOMMUNICATIONS	13	8,413	8,193	348.19

* MONTHLY *
* EDITED *

ANALYSIS OF GROSS RECEIPTS TAX BY STANDARD INDUSTRIAL CLASSIFICATION

BUSINESS ACTIVITY REPORTED IN OCTOBER, 1999

LOCATION : 01-901 SANTA CLARA TAXEMP

SIC CODE		NO. TAX RETURNS	TOTAL REPORTED GROSS RECEIPTS	TAXABLE GROSS RECEIPTS	REPORTED TAX DUE
1500 CONS	GENERAL BUILDING CONTRACTORS TOT. CONTRACT CONSTRUCTION				
4920 TCU-	GAS UTILITIES TOT. TRANSPORTATION, COMMUNICATIONS AND UTILITIES				
TOT-	TOTAL FOR ALL INDUSTRIES IN THIS LOCATION	2	9,920	7,437	436.92

TAXATION AND REVENUE DEPARTMENT
STATE OF NEW MEXICO
COMBINED REVENUE SYSTEM* MONTHLY *
* EDITED *

ANALYSIS OF GROSS RECEIPTS TAX BY STANDARD INDUSTRIAL CLASSIFICATION

BUSINESS ACTIVITY REPORTED IN OCTOBER, 1999

LOCATION : 01-902 SANTA CLARA TAXABLE

SIC CODE		NO. TAX RETURNS	TOTAL REPORTED GROSS RECEIPTS	TAXABLE GROSS RECEIPTS	REPORTED TAX DUE
5310 RETL	DEPARTMENT STORES TOT. RETAIL TRADE				
8900 SERV	MISCELLANEOUS SERVICES TOT. SERVICES				
TOT-	TOTAL FOR ALL INDUSTRIES IN THIS LOCATION	2	369	369	21.67

TAXATION AND REVENUE DEPARTMENT
STATE OF NEW MEXICO
COMBINED REVENUE SYSTEM
ANALYSIS OF GROSS RECEIPTS TAX BY STANDARD INDUSTRIAL CLASSIFICATION

* MONTHLY *
* EDITED *

BUSINESS ACTIVITY REPORTED IN OCTOBER, 1999

LOCATION : 01-911 POJOAQUE PUEBLO

SIC CODE	NO. TAX RETURNS	TOTAL REPORTED GROSS RECEIPTS	TAXABLE GROSS RECEIPTS	REPORTED TAX DUE
-------------	--------------------	----------------------------------	---------------------------	---------------------

* MONTHLY *

* EDITED *

ANALYSIS OF GROSS RECEIPTS TAX BY STANDARD INDUSTRIAL CLASSIFICATION

BUSINESS ACTIVITY REPORTED IN OCTOBER, 1999

LOCATION : 01-921 SANTA CLARA PUEBLO

SIC
CODENO. TAX
RETURNSTOTAL REPORTED
GROSS RECEIPTSTAXABLE
GROSS RECEIPTSREPORTED
TAX DUE

* MONTHLY *

ANALYSIS OF GROSS RECEIPTS TAX BY STANDARD INDUSTRIAL CLASSIFICATION

* EDITED *

BUSINESS ACTIVITY REPORTED IN OCTOBER, 1999

LOCATION : 01-001 RMDR SANTA FE CNTY

SIC CODE		NO. TAX RETURNS	TOTAL REPORTED GROSS RECEIPTS	TAXABLE GROSS RECEIPTS	REPORTED TAX DUE
0100	AGRICULTURAL PRODUCTION	6	78,003	21,405	1,257.52
0700	AGRICULTURAL SERVICES	12	276,526	261,566	15,366.98
AGRI	TOT. AGRICULTURE	18	354,529	282,970	16,624.50
1000	METAL MINING, EXCEPT COPPER, URANIUM, MOLYBDENUM				
1381	OIL AND GAS WELL DRILLING				
1389	OIL AND GAS FIELD SERVICES, EXCEPT DRILLING				
MINE	TOT. MINING				
1500	GENERAL BUILDING CONTRACTORS	207	14,536,119	12,612,498	740,948.15
1610	HIGHWAY CONTRACTORS	5	788,883	566,502	33,281.98
1620	NON-BUILDING HEAVY CONTRACTORS, EXCEPT HIGHWAY	12	289,967	120,767	7,095.10
1700	SPECIAL TRADE CONTRACTORS	159	4,366,888	2,543,492	149,425.89
CONS	TOT. CONTRACT CONSTRUCTION	383	19,981,857	15,843,259	930,751.12
2300	APPAREL AND TEXTILE MILL PRODUCTS	4	39,075	10,898	640.25
2400	LUMBER, WOOD AND PAPER PRODUCTS	15	360,195	52,147	3,063.62
2700	PRINTING AND PUBLISHING	9	73,816	58,191	3,418.72
3200	STONE, CLAY, GLASS, AND CONCRETE PRODUCTS	5	52,356	8,552	502.43
3400	PRIMARY METAL INDUST., FABRICATED METAL PRODUCTS	5	272,336	53,562	3,146.75
3600	ELECTRICAL MACHINERY, EQUIPMENT AND SUPPLIES	4	36,331	35,681	2,096.29
3900	MISCELLANEOUS MANUFACTURING	57	2,438,362	723,554	42,487.05
MFG-	TOT. MANUFACTURING	99	3,272,470	942,585	55,355.11
4100	LOCAL AND HIGHWAY PASSENGER TRANSPORTATION	3	13,609	13,609	799.54
4200	MOTOR FREIGHT TRANS., WAREHOUSING, TRANS. SERVICES	4	36,901	21,213	1,246.28
4500	AIR TRANSPORTATION				
4810	TELEPHONE AND TELEGRAPH COMMUNICATIONS	22	1,375,795	1,077,726	63,141.19
4830	RADIO AND TELEVISION BROADCASTING				
4900	ELECTRIC WATER AND SANITARY SERVICE UTILITIES	9	1,875,800	1,534,974	90,179.72
4920	GAS UTILITIES				
TCU-	TOT. TRANSPORTATION, COMMUNICATIONS AND UTILITIES	42	3,798,469	3,046,066	178,781.15
5020	DRUGS, CHEMICALS AND ALLIED PRODUCTS				
5040	GROCERIES AND RELATED PRODUCTS	8	226,271	149,399	8,777.18
5060	ELECTRICAL GOODS AND HOUSEHOLD APPLIANCES				
5070	HARDWARE, PLUMBING AND HEATING EQUIP. AND SUPPLIES				
5080	MACHINERY, EQUIPMENT AND SUPPLIES	4	2,992	2,667	156.70
5090	MISCELLANEOUS WHOLESALE	55	1,722,780	367,894	21,596.68
5092	PETROLEUM AND PETROLEUM PRODUCTS	4	320,938	296,940	17,445.24
WHSL	TOT. WHOLESALE TRADE	76	5,445,249	991,880	58,255.87
5200	BUILDING MATERIALS				
5251	HARDWARE STORES				

* MONTHLY *

ANALYSIS OF GROSS RECEIPTS TAX BY STANDARD INDUSTRIAL CLASSIFICATION

* EDITED *

BUSINESS ACTIVITY REPORTED IN OCTOBER, 1999

LOCATION : 01-001 RMDR SANTA FE CNTY

SIC CODE		NO. TAX RETURNS	TOTAL REPORTED GROSS RECEIPTS	TAXABLE GROSS RECEIPTS	REPORTED TAX DUE
5252	FARM EQUIPMENT DEALERS				
5300	GENERAL MERCHANDISE, EXCEPT DEPARTMENT STORES	10	1,140,631	1,059,820	62,264.44
5310	DEPARTMENT STORES				
5400	RETAIL FOOD STORES	12	633,667	514,238	30,211.45
5510	MOTOR VEHICLE DEALERS				
5540	GASOLINE SERVICE STATIONS	3	22,835	22,835	1,341.54
5592	MOBILE HOME DEALERS	4	134,409	132,230	7,768.50
5599	MISCELLANEOUS VEHICLE AND AUTO ACCESSORY DEALERS	3	23,263	22,513	1,322.64
5600	APPAREL AND ACCESSORY STORES	12	553,910	537,999	31,607.45
5700	FURNITURE, HOME FURNISHINGS AND APPLIANCE STORES	3	166,299	42,900	2,520.39
5800	EATING AND DRINKING PLACES	27	1,159,495	1,158,132	68,019.46
5813	LIQUOR DISPENSERS - BY THE DRINK	3	9,773	9,773	574.16
5910	DRUG AND PROPRIETARY STORES				
5920	PACKAGE LIQUOR STORES	6	261,804	258,248	15,172.06
5990	MISCELLANEOUS RETAILERS	198	4,037,680	2,519,105	147,073.71
RETL	TOT. RETAIL TRADE	290	8,791,668	6,442,908	377,576.33
6200	SECUTY. AND COMDTY. BROKERS, DELRS., EXCGS., SERV.				
6300	INSURANCE AGENTS, CARRIERS, BROKERS AND SERVICES				
6510	REAL EST. OPER-LESR-AGT., ETC., AND TITLE ABSTRACT	45	1,380,103	1,277,811	75,048.10
6550	REAL ESTATE SUBDIVIDERS AND DEVELOPERS	4	5,223,234	2,324,234	136,548.77
6700	HOLDING AND OTHER INVESTMENT COMPANIES				
FIRE	TOT. FINANCE, INSURANCE AND REAL ESTATE	53	6,773,996	3,762,934	221,049.08
7000	HOTELS, MOTELS, TRAILER PARKS AND OTHER LODGING	14	1,018,087	968,484	56,898.46
7200	PERSONAL SERVICES	101	496,491	554,339	32,332.27
7300	MISCELLANEOUS BUSINESS SERVICES	162	1,239,367	853,740	49,955.25
7500	AUTOMOBILE RENTAL, REPAIR AND OTHER SERVICES	32	423,312	325,051	19,096.79
7600	MISCELLANEOUS REPAIR SERVICES	23	344,484	217,635	12,764.92
7900	AMUSEMENT AND RECREATION SERVICES				
8010	PHYSICIANS, DENTISTS AND OTHERS	11	152,642	109,499	6,433.06
8060	HOSPITALS AND OTHER HEALTH SERVICES	6	189,210	104,075	6,087.11
8100	LEGAL SERVICES	9	36,899	36,310	2,129.14
8200	EDUCATIONAL SERVICES	16	51,782	51,621	3,028.20
8600	NONPROFIT MEMBERSHIP ORGANIZATIONS				
8900	MISCELLANEOUS SERVICES	304	9,534,951	3,825,341	224,639.68
8910	ENGINEERING AND ARCHITECTURAL SERVICES	27	366,439	336,056	19,712.06
SERV	TOT. SERVICES	713	13,138,443	7,655,099	449,114.99
9100	FEDERAL GOVERNMENT - ALL OTHER				
GOVT	TOT. GOVERNMENT				
9999	NONCLASSIFIABLE ESTABLISHMENTS - (SERVICES)	6	29,291	16,526	967.47

* MONTHLY *

* EDITED *

ANALYSIS OF GROSS RECEIPTS TAX BY STANDARD INDUSTRIAL CLASSIFICATION

BUSINESS ACTIVITY REPORTED IN OCTOBER, 1999

LOCATION : 01-001 RMDR SANTA FE CNTY

SIC CODE		NO. TAX RETURNS	TOTAL REPORTED GROSS RECEIPTS	TAXABLE GROSS RECEIPTS	REPORTED TAX DUE
TOT-	TOTAL FOR ALL INDUSTRIES IN THIS LOCATION	1,684	61,654,335	39,052,590	2,292,491.96
TEL-	INTERSTATE TELECOMMUNICATIONS	11	334,429	334,012	14,195.52

TAXATION AND REVENUE DEPARTMENT
STATE OF NEW MEXICO
COMBINED REVENUE SYSTEM
ANALYSIS OF GROSS RECEIPTS TAX BY STANDARD INDUSTRIAL CLASSIFICATION

* MONTHLY *
* EDITED *

BUSINESS ACTIVITY REPORTED IN OCTOBER, 1999

LOCATION : 21-124

T OR C

SIC CODE		NO. TAX RETURNS	TOTAL REPORTED GROSS RECEIPTS	TAXABLE GROSS RECEIPTS	REPORTED TAX DUE
1500	GENERAL BUILDING CONTRACTORS	12	80,067	44,226	2,902.29
1700	SPECIAL TRADE CONTRACTORS	14	166,705	118,450	7,773.25
CONS	TOT. CONTRACT CONSTRUCTION	26	226,772	162,675	10,675.54
2700	PRINTING AND PUBLISHING				
3600	ELECTRICAL MACHINERY, EQUIPMENT AND SUPPLIES				
3700	TRANSPORTATION EQUIPMENT				
3900	MISCELLANEOUS MANUFACTURING				
MFG-	TOT. MANUFACTURING				
4100	LOCAL AND HIGHWAY PASSENGER TRANSPORTATION				
4810	TELEPHONE AND TELEGRAPH COMMUNICATIONS	14	33,740	33,472	2,187.75
4920	GAS UTILITIES				
TCU-	TOT. TRANSPORTATION, COMMUNICATIONS AND UTILITIES	27	117,462	111,335	7,297.52
5040	GROCERIES AND RELATED PRODUCTS				
5090	MISCELLANEOUS WHOLESALERS	13	17,760	5,340	350.42
5092	PETROLEUM AND PETROLEUM PRODUCTS				
WHSL	TOT. WHOLESALE TRADE	19	454,830	47,177	3,095.99
5200	BUILDING MATERIALS				
5252	FARM EQUIPMENT DEALERS				
5300	GENERAL MERCHANDISE, EXCEPT DEPARTMENT STORES	14	613,204	505,987	33,205.43
5310	DEPARTMENT STORES				
5400	RETAIL FOOD STORES	4	1,373,152	1,257,857	82,546.85
5510	MOTOR VEHICLE DEALERS	4	59,761	57,947	3,802.74
5540	GASOLINE SERVICE STATIONS				
5592	MOBILE HOME DEALERS				
5599	MISCELLANEOUS VEHICLE AND AUTO ACCESSORY DEALERS	3	269,327	66,516	4,365.12
5600	APPAREL AND ACCESSORY STORES	4	15,730	13,458	883.21
5700	FURNITURE, HOME FURNISHINGS AND APPLIANCE STORES				
5800	EATING AND DRINKING PLACES	12	493,862	493,232	32,368.35
5813	LIQUOR DISPENSERS - BY THE DRINK	6	124,654	123,686	8,116.87
5910	DRUG AND PROPRIETARY STORES				
5990	MISCELLANEOUS RETAILERS	72	658,781	607,943	39,519.34
RETL	TOT. RETAIL TRADE	128	4,211,235	3,416,290	223,817.11
6000	BANKS				
6100	CREDIT AGENCIES, EXCEPT BANKS AND S-AND-L ASSOC.				
6200	SECUTY. AND COMDTY. BROKERS, DELRS., EXCGS., SERV.				
6510	REAL EST. OPER-LESR-AGT., ETC., AND TITLE ABSTRACT	8	53,282	38,192	2,506.34
6700	HOLDING AND OTHER INVESTMENT COMPANIES				

* MONTHLY *
* EDITED *

ANALYSIS OF GROSS RECEIPTS TAX BY STANDARD INDUSTRIAL CLASSIFICATION

BUSINESS ACTIVITY REPORTED IN OCTOBER, 1999

LOCATION : 21-124

T OR C

SIC CODE		NO. TAX RETURNS	TOTAL REPORTED GROSS RECEIPTS	TAXABLE GROSS RECEIPTS	REPORTED TAX DUE
FIRE	TOT. FINANCE, INSURANCE AND REAL ESTATE	14	100,651	85,560	5,614.90
7000	HOTELS, MOTELS, TRAILER PARKS AND OTHER LODGING	15	147,207	137,083	8,996.08
7200	PERSONAL SERVICES	30	160,453	160,453	10,529.78
7300	MISCELLANEOUS BUSINESS SERVICES	28	163,231	144,658	9,493.17
7500	AUTOMOBILE RENTAL, REPAIR AND OTHER SERVICES	13	250,278	46,371	3,043.09
7600	MISCELLANEOUS REPAIR SERVICES	12	62,334	53,862	3,534.71
7800	MOTION PICTURE THEATERS AND PRODUCTION				
7900	AMUSEMENT AND RECREATION SERVICES				
8010	PHYSICIANS, DENTISTS AND OTHERS	10	90,603	90,603	5,945.85
8060	HOSPITALS AND OTHER HEALTH SERVICES	8	89,498	83,603	5,486.45
8100	LEGAL SERVICES	6	87,381	87,053	5,712.86
8600	NONPROFIT MEMBERSHIP ORGANIZATIONS				
8900	MISCELLANEOUS SERVICES	59	145,972	138,844	9,111.65
8910	ENGINEERING AND ARCHITECTURAL SERVICES				
SERV	TOT. SERVICES	186	1,272,918	1,018,493	66,838.58
9393	LOCAL GOVERNMENT - MUNICIPALITIES				
GOVT	TOT. GOVERNMENT				
TOT-	TOTAL FOR ALL INDUSTRIES IN THIS LOCATION	406	6,712,017	5,112,297	335,108.75
TEL-	INTERSTATE TELECOMMUNICATIONS	13	3,683	3,595	152.76

TAXATION AND REVENUE DEPARTMENT
STATE OF NEW MEXICO
COMBINED REVENUE SYSTEM* MONTHLY *
* EDITED *

ANALYSIS OF GROSS RECEIPTS TAX BY STANDARD INDUSTRIAL CLASSIFICATION

BUSINESS ACTIVITY REPORTED IN OCTOBER, 1999

LOCATION : 21-164 T OR C AIRPORT

SIC CODE		NO. TAX RETURNS	TOTAL REPORTED GROSS RECEIPTS	TAXABLE GROSS RECEIPTS	REPORTED TAX DUE
4500	AIR TRANSPORTATION				
TCU-	TOT. TRANSPORTATION, COMMUNICATIONS AND UTILITIES				
6300	INSURANCE AGENTS, CARRIERS, BROKERS AND SERVICES				
FIRE	TOT. FINANCE, INSURANCE AND REAL ESTATE				
8900	MISCELLANEOUS SERVICES				
SERV	TOT. SERVICES				
TOT-	TOTAL FOR ALL INDUSTRIES IN THIS LOCATION	3	8,066	2,037	117.15

* MONTHLY *

ANALYSIS OF GROSS RECEIPTS TAX BY STANDARD INDUSTRIAL CLASSIFICATION

* EDITED *

BUSINESS ACTIVITY REPORTED IN OCTOBER, 1999

LOCATION : 21-220

WILLIAMSBURG

SIC CODE		NO. TAX RETURNS	TOTAL REPORTED GROSS RECEIPTS	TAXABLE GROSS RECEIPTS	REPORTED TAX DUE
1700 CONS	SPECIAL TRADE CONTRACTORS TOT. CONTRACT CONSTRUCTION				
4920 TCU-	GAS UTILITIES TOT. TRANSPORTATION, COMMUNICATIONS AND UTILITIES				
5090 WHSL	MISCELLANEOUS WHOLESALERS TOT. WHOLESALE TRADE	3 3	175 175	175 175	11.38 11.38
5300 5813 5990 RETL	GENERAL MERCHANDISE, EXCEPT DEPARTMENT STORES LIQUOR DISPENSERS - BY THE DRINK MISCELLANEOUS RETAILERS TOT. RETAIL TRADE	9 14	41,183 49,965	41,001 49,783	2,608.16 3,178.93
6510 FIRE	REAL EST. OPER-LESR-AGT., ETC., AND TITLE ABSTRACT TOT. FINANCE, INSURANCE AND REAL ESTATE				
7000 7300 7600 8900 SERV	HOTELS, MOTELS, TRAILER PARKS AND OTHER LODGING MISCELLANEOUS BUSINESS SERVICES MISCELLANEOUS REPAIR SERVICES MISCELLANEOUS SERVICES TOT. SERVICES	3 7 13	71,711 23,349 107,526	35,323 20,583 68,047	2,295.99 1,337.87 4,423.02
TOT-	TOTAL FOR ALL INDUSTRIES IN THIS LOCATION	34	163,653	123,541	7,973.24
TEL-	INTERSTATE TELECOMMUNICATIONS	1	2	2	0.10

* MONTHLY *
* EDITED *

ANALYSIS OF GROSS RECEIPTS TAX BY STANDARD INDUSTRIAL CLASSIFICATION

BUSINESS ACTIVITY REPORTED IN OCTOBER, 1999

LOCATION : 21-319 ELEPHANT BUTTE

SIC CODE		NO. TAX RETURNS	TOTAL REPORTED GROSS RECEIPTS	TAXABLE GROSS RECEIPTS	REPORTED TAX DUE
1500	GENERAL BUILDING CONTRACTORS	5	143,657	100,093	6,130.72
1700	SPECIAL TRADE CONTRACTORS	9	62,641	59,056	3,617.17
CONS	TOT. CONTRACT CONSTRUCTION	14	206,298	159,149	9,747.89
3600	ELECTRICAL MACHINERY, EQUIPMENT AND SUPPLIES				
3900	MISCELLANEOUS MANUFACTURING				
MFG-	TOT. MANUFACTURING	3	18,332	48	2.94
4810	TELEPHONE AND TELEGRAPH COMMUNICATIONS				
4830	RADIO AND TELEVISION BROADCASTING				
4900	ELECTRIC WATER AND SANITARY SERVICE UTILITIES				
4920	GAS UTILITIES				
TCU-	TOT. TRANSPORTATION, COMMUNICATIONS AND UTILITIES	5	61,033	60,972	3,734.54
5020	DRUGS, CHEMICALS AND ALLIED PRODUCTS				
5090	MISCELLANEOUS WHOLESALERS				
WHSL	TOT. WHOLESALE TRADE	6	6,824	6,547	400.98
5300	GENERAL MERCHANDISE, EXCEPT DEPARTMENT STORES				
5400	RETAIL FOOD STORES				
5540	GASOLINE SERVICE STATIONS				
5700	FURNITURE, HOME FURNISHINGS AND APPLIANCE STORES				
5800	EATING AND DRINKING PLACES				
5813	LIQUOR DISPENSERS - BY THE DRINK				
5990	MISCELLANEOUS RETAILERS	14	35,023	34,018	1,969.94
RETL	TOT. RETAIL TRADE	23	440,462	318,061	19,367.57
6000	BANKS				
6510	REAL EST. OPER-LESR-AGT., ETC., AND TITLE ABSTRACT				
FIRE	TOT. FINANCE, INSURANCE AND REAL ESTATE	6	35,556	35,556	2,177.80
7000	HOTELS, MOTELS, TRAILER PARKS AND OTHER LODGING				
7200	PERSONAL SERVICES	5	5,127	5,127	309.36
7300	MISCELLANEOUS BUSINESS SERVICES	5	34,783	20,386	1,248.66
7500	AUTOMOBILE RENTAL, REPAIR AND OTHER SERVICES				
7600	MISCELLANEOUS REPAIR SERVICES	3	24,433	13,612	833.72
7900	AMUSEMENT AND RECREATION SERVICES				
8600	NONPROFIT MEMBERSHIP ORGANIZATIONS				
8900	MISCELLANEOUS SERVICES	12	27,110	23,416	1,434.45
8910	ENGINEERING AND ARCHITECTURAL SERVICES				
SERV	TOT. SERVICES	33	244,861	214,519	13,134.88

* MONTHLY *
* EDITED *

ANALYSIS OF GROSS RECEIPTS TAX BY STANDARD INDUSTRIAL CLASSIFICATION

BUSINESS ACTIVITY REPORTED IN OCTOBER, 1999

LOCATION : 21-319

ELEPHANT BUTTE

SIC CODE		NO. TAX RETURNS	TOTAL REPORTED GROSS RECEIPTS	TAXABLE GROSS RECEIPTS	REPORTED TAX DUE
TOT-	TOTAL FOR ALL INDUSTRIES IN THIS LOCATION	90	1,013,365	794,851	48,566.60
TEL-	INTERSTATE TELECOMMUNICATIONS	1	6	6	0.24

* MONTHLY *

ANALYSIS OF GROSS RECEIPTS TAX BY STANDARD INDUSTRIAL CLASSIFICATION

* EDITED *

BUSINESS ACTIVITY REPORTED IN OCTOBER, 1999

LOCATION : 21-021 RMDR SIERRA CNTY

SIC CODE		NO. TAX RETURNS	TOTAL REPORTED GROSS RECEIPTS	TAXABLE GROSS RECEIPTS	REPORTED TAX DUE
1000 MINE	METAL MINING, EXCEPT COPPER, URANIUM, MOLYBDENUM TOT. MINING				
1500 1610 1700 CONS	GENERAL BUILDING CONTRACTORS HIGHWAY CONTRACTORS SPECIAL TRADE CONTRACTORS TOT. CONTRACT CONSTRUCTION	10	286,378	136,816	7,866.89
3600 3900 MFG-	ELECTRICAL MACHINERY, EQUIPMENT AND SUPPLIES MISCELLANEOUS MANUFACTURING TOT. MANUFACTURING	18	755,915	588,566	33,842.54
4100 4810 4830 4900 4920 TCU-	LOCAL AND HIGHWAY PASSENGER TRANSPORTATION TELEPHONE AND TELEGRAPH COMMUNICATIONS RADIO AND TELEVISION BROADCASTING ELECTRIC WATER AND SANITARY SERVICE UTILITIES GAS UTILITIES TOT. TRANSPORTATION, COMMUNICATIONS AND UTILITIES	3	2,851	1,538	88.41
5060 5080 5090 WHSL	ELECTRICAL GOODS AND HOUSEHOLD APPLIANCES MACHINERY, EQUIPMENT AND SUPPLIES MISCELLANEOUS WHOLESALERS TOT. WHOLESALE TRADE	14	61,790	61,699	3,442.63
5300 5310 5400 5510 5540 5592 5599 5600 5700 5800 5813 5990 RETL	GENERAL MERCHANDISE, EXCEPT DEPARTMENT STORES DEPARTMENT STORES RETAIL FOOD STORES MOTOR VEHICLE DEALERS GASOLINE SERVICE STATIONS MOBILE HOME DEALERS MISCELLANEOUS VEHICLE AND AUTO ACCESSORY DEALERS APPAREL AND ACCESSORY STORES FURNITURE, HOME FURNISHINGS AND APPLIANCE STORES EATING AND DRINKING PLACES LIQUOR DISPENSERS - BY THE DRINK MISCELLANEOUS RETAILERS TOT. RETAIL TRADE	19	195,115	189,550	10,794.09
		9	283,841	104,605	6,014.80
		13	293,234	106,328	6,113.88
		6	71,861	71,620	4,118.12
		3	16,494	16,494	948.40
		4	188,324	175,038	10,064.66
		27	113,332	97,285	5,514.03
		50	450,162	414,159	23,734.25
6510 FIRE	REAL EST. OPER-LESR-AGT., ETC., AND TITLE ABSTRACT TOT. FINANCE, INSURANCE AND REAL ESTATE				
7000 7200	HOTELS, MOTELS, TRAILER PARKS AND OTHER LODGING PERSONAL SERVICES				

* MONTHLY *

ANALYSIS OF GROSS RECEIPTS TAX BY STANDARD INDUSTRIAL CLASSIFICATION

* EDITED *

BUSINESS ACTIVITY REPORTED IN OCTOBER, 1999

LOCATION : 21-021 RMDR SIERRA CNTY

SIC CODE		NO. TAX RETURNS	TOTAL REPORTED GROSS RECEIPTS	TAXABLE GROSS RECEIPTS	REPORTED TAX DUE
7300	MISCELLANEOUS BUSINESS SERVICES	5	6,151	6,151	353.71
7500	AUTOMOBILE RENTAL, REPAIR AND OTHER SERVICES	4	8,046	7,780	447.35
7600	MISCELLANEOUS REPAIR SERVICES	5	19,059	12,584	723.58
7900	AMUSEMENT AND RECREATION SERVICES				
8010	PHYSICIANS, DENTISTS AND OTHERS				
8900	MISCELLANEOUS SERVICES	34	190,066	123,278	7,088.53
8910	ENGINEERING AND ARCHITECTURAL SERVICES				
SERV	TOT. SERVICES	55	400,342	251,201	14,444.06
9100	FEDERAL GOVERNMENT - ALL OTHER				
GOVT	TOT. GOVERNMENT				
TOT-	TOTAL FOR ALL INDUSTRIES IN THIS LOCATION	162	2,107,164	1,560,887	89,566.10
TEL-	INTERSTATE TELECOMMUNICATIONS	7	5,567	5,530	235.05

* MONTHLY *

ANALYSIS OF GROSS RECEIPTS TAX BY STANDARD INDUSTRIAL CLASSIFICATION

* EDITED *

BUSINESS ACTIVITY REPORTED IN OCTOBER, 1999

LOCATION : 25-125

SOCORRO

SIC CODE		NO. TAX RETURNS	TOTAL REPORTED GROSS RECEIPTS	TAXABLE GROSS RECEIPTS	REPORTED TAX DUE
1000 MINE	METAL MINING, EXCEPT COPPER, URANIUM, MOLYBDENUM TOT. MINING				
1500	GENERAL BUILDING CONTRACTORS	17	1,242,709	1,241,804	74,508.25
1700	SPECIAL TRADE CONTRACTORS	18	423,768	265,268	15,916.07
CONS	TOT. CONTRACT CONSTRUCTION	35	1,666,477	1,507,072	90,424.32
2400	LUMBER, WOOD AND PAPER PRODUCTS				
2700	PRINTING AND PUBLISHING				
3200	STONE, CLAY, GLASS, AND CONCRETE PRODUCTS				
3600	ELECTRICAL MACHINERY, EQUIPMENT AND SUPPLIES				
3700	TRANSPORTATION EQUIPMENT				
3900	MISCELLANEOUS MANUFACTURING	6	536,231	8,649	518.94
MFG-	TOT. MANUFACTURING	13	605,964	64,145	3,848.67
4100	LOCAL AND HIGHWAY PASSENGER TRANSPORTATION				
4200	MOTOR FREIGHT TRANS., WAREHOUSING, TRANS. SERVICES				
4500	AIR TRANSPORTATION				
4810	TELEPHONE AND TELEGRAPH COMMUNICATIONS	16	183,754	182,931	10,973.28
4830	RADIO AND TELEVISION BROADCASTING				
4900	ELECTRIC WATER AND SANITARY SERVICE UTILITIES				
TCU-	TOT. TRANSPORTATION, COMMUNICATIONS AND UTILITIES	22	811,740	570,192	34,208.92
5010	MOTOR VEHICLES AND AUTOMOTIVE EQUIPMENT	0	40,278-	14,158-	849.45-
5020	DRUGS, CHEMICALS AND ALLIED PRODUCTS				
5070	HARDWARE, PLUMBING AND HEATING EQUIP. AND SUPPLIES				
5080	MACHINERY, EQUIPMENT AND SUPPLIES				
5090	MISCELLANEOUS WHOLESALERS	21	295,167	180,554	10,833.23
WHSL	TOT. WHOLESALE TRADE	25	258,668	169,445	10,166.69
5251	HARDWARE STORES	3	124,034	74,875	4,492.48
5300	GENERAL MERCHANDISE, EXCEPT DEPARTMENT STORES	13	683,929	480,995	28,859.68
5310	DEPARTMENT STORES	3	23,700	23,700	1,422.00
5400	RETAIL FOOD STORES	4	1,206,900	961,475	57,688.47
5510	MOTOR VEHICLE DEALERS				
5540	GASOLINE SERVICE STATIONS	8	163,352	139,814	8,388.86
5599	MISCELLANEOUS VEHICLE AND AUTO ACCESSORY DEALERS	3	73,738	45,608	2,736.49
5600	APPAREL AND ACCESSORY STORES	3	10,984	10,984	659.03
5700	FURNITURE, HOME FURNISHINGS AND APPLIANCE STORES				
5800	EATING AND DRINKING PLACES	18	681,879	677,225	40,633.47
5813	LIQUOR DISPENSERS - BY THE DRINK	3	148,225	143,406	8,604.34
5990	MISCELLANEOUS RETAILERS	68	502,534	448,400	26,829.86
RETL	TOT. RETAIL TRADE	130	3,729,375	3,068,147	184,014.65

* MONTHLY *

ANALYSIS OF GROSS RECEIPTS TAX BY STANDARD INDUSTRIAL CLASSIFICATION

* EDITED *

BUSINESS ACTIVITY REPORTED IN OCTOBER, 1999

LOCATION : 25-125

SOCORRO

SIC CODE		NO. TAX RETURNS	TOTAL REPORTED GROSS RECEIPTS	TAXABLE GROSS RECEIPTS	REPORTED TAX DUE
6000	BANKS				
6100	CREDIT AGENCIES, EXCEPT BANKS AND S-AND-L ASSOC.	3	5,833	2,940	176.40
6300	INSURANCE AGENTS, CARRIERS, BROKERS AND SERVICES				
6510	REAL EST. OPER-LESR-AGT., ETC., AND TITLE ABSTRACT	16	196,844	123,852	7,431.13
FIRE	TOT. FINANCE, INSURANCE AND REAL ESTATE	23	268,175	181,568	10,894.10
7000	HOTELS, MOTELS, TRAILER PARKS AND OTHER LODGING	11	495,126	491,923	29,515.37
7200	PERSONAL SERVICES	23	24,010	24,010	1,440.62
7300	MISCELLANEOUS BUSINESS SERVICES	17	134,152	83,711	5,022.67
7391	COMMERCIAL RESEARCH AND DEVELOPMENT LABORATORIES				
7500	AUTOMOBILE RENTAL, REPAIR AND OTHER SERVICES	14	229,999	195,995	11,759.69
7600	MISCELLANEOUS REPAIR SERVICES	3	37,387	29,627	1,777.65
7900	AMUSEMENT AND RECREATION SERVICES				
8010	PHYSICIANS, DENTISTS AND OTHERS	11	342,510	342,267	20,536.02
8060	HOSPITALS AND OTHER HEALTH SERVICES				
8100	LEGAL SERVICES	7	45,524	45,524	2,731.44
8200	EDUCATIONAL SERVICES				
8600	NONPROFIT MEMBERSHIP ORGANIZATIONS				
8900	MISCELLANEOUS SERVICES	66	488,560	433,742	25,981.11
8910	ENGINEERING AND ARCHITECTURAL SERVICES				
SERV	TOT. SERVICES	163	1,937,338	1,786,869	107,168.74
9200	STATE GOVT. - EXCLUDE EDUCATION AND INSTITUTIONS				
9393	LOCAL GOVERNMENT - MUNICIPALITIES				
GOVT	TOT. GOVERNMENT	3	75,962	72,813	4,368.81
9999	NONCLASSIFIABLE ESTABLISHMENTS - (SERVICES)				
TOT-	TOTAL FOR ALL INDUSTRIES IN THIS LOCATION	417	9,618,299	7,678,145	460,568.58
TEL-	INTERSTATE TELECOMMUNICATIONS	16	47,298	47,185	2,005.36

* MONTHLY *
* EDITED *

ANALYSIS OF GROSS RECEIPTS TAX BY STANDARD INDUSTRIAL CLASSIFICATION

BUSINESS ACTIVITY REPORTED IN OCTOBER, 1999

LOCATION : 25-162 SOCORRO INDUSTR PK

SIC CODE		NO. TAX RETURNS	TOTAL REPORTED GROSS RECEIPTS	TAXABLE GROSS RECEIPTS	REPORTED TAX DUE
2400 MFG-	LUMBER, WOOD AND PAPER PRODUCTS TOT. MANUFACTURING				
4810 TCU-	TELEPHONE AND TELEGRAPH COMMUNICATIONS TOT. TRANSPORTATION, COMMUNICATIONS AND UTILITIES				
7500 8010 8900 8910 SERV	AUTOMOBILE RENTAL, REPAIR AND OTHER SERVICES PHYSICIANS, DENTISTS AND OTHERS MISCELLANEOUS SERVICES ENGINEERING AND ARCHITECTURAL SERVICES TOT. SERVICES				
TOT-	TOTAL FOR ALL INDUSTRIES IN THIS LOCATION	6	27,375	27,375	1,522.72
TEL-	INTERSTATE TELECOMMUNICATIONS	1	6	6	0.24

* MONTHLY *

ANALYSIS OF GROSS RECEIPTS TAX BY STANDARD INDUSTRIAL CLASSIFICATION

* EDITED *

BUSINESS ACTIVITY REPORTED IN OCTOBER, 1999

LOCATION : 25-221

MAGDALENA

SIC CODE		NO. TAX RETURNS	TOTAL REPORTED GROSS RECEIPTS	TAXABLE GROSS RECEIPTS	REPORTED TAX DUE
1500 1700 CONS	GENERAL BUILDING CONTRACTORS SPECIAL TRADE CONTRACTORS TOT. CONTRACT CONSTRUCTION	5	68,485	8,485	509.10
3600 3900 MFG-	ELECTRICAL MACHINERY, EQUIPMENT AND SUPPLIES MISCELLANEOUS MANUFACTURING TOT. MANUFACTURING				
4100 4810 4900 TCU-	LOCAL AND HIGHWAY PASSENGER TRANSPORTATION TELEPHONE AND TELEGRAPH COMMUNICATIONS ELECTRIC WATER AND SANITARY SERVICE UTILITIES TOT. TRANSPORTATION, COMMUNICATIONS AND UTILITIES	11	128,765	95,944	5,756.59
5080 5090 5092 WHSL	MACHINERY, EQUIPMENT AND SUPPLIES MISCELLANEOUS WHOLESALERS PETROLEUM AND PETROLEUM PRODUCTS TOT. WHOLESALE TRADE	11 15	11,650 28,987	1,314 18,552	78.86 1,113.16
5251 5300 5400 5540 5600 5800 5990 RETL	HARDWARE STORES GENERAL MERCHANDISE, EXCEPT DEPARTMENT STORES RETAIL FOOD STORES GASOLINE SERVICE STATIONS APPAREL AND ACCESSORY STORES EATING AND DRINKING PLACES MISCELLANEOUS RETAILERS TOT. RETAIL TRADE	4 3 21 33	3,361 135,468 51,745 229,961	3,361 108,029 42,954 190,282	201.65 6,481.72 2,532.49 11,372.15
6000 6510 FIRE	BANKS REAL EST. OPER-LESR-AGT., ETC., AND TITLE ABSTRACT TOT. FINANCE, INSURANCE AND REAL ESTATE				
7200 7300 7500 8900 SERV	PERSONAL SERVICES MISCELLANEOUS BUSINESS SERVICES AUTOMOBILE RENTAL, REPAIR AND OTHER SERVICES MISCELLANEOUS SERVICES TOT. SERVICES	10 15	18,717 27,705	18,416 27,159	1,104.97 1,629.55
TOT-	TOTAL FOR ALL INDUSTRIES IN THIS LOCATION	84	497,587	353,412	21,159.93
TEL-	INTERSTATE TELECOMMUNICATIONS	6	20,064	20,014	850.61

* MONTHLY *

ANALYSIS OF GROSS RECEIPTS TAX BY STANDARD INDUSTRIAL CLASSIFICATION

* EDITED *

BUSINESS ACTIVITY REPORTED IN OCTOBER, 1999

LOCATION : 25-025 RMDR SOCORRO CNTY

SIC CODE		NO. TAX RETURNS	TOTAL REPORTED GROSS RECEIPTS	TAXABLE GROSS RECEIPTS	REPORTED TAX DUE
0100	AGRICULTURAL PRODUCTION				
0700	AGRICULTURAL SERVICES				
AGRI	TOT. AGRICULTURE	4	689,910	5,481	304.90
1500	GENERAL BUILDING CONTRACTORS				
1620	NON-BUILDING HEAVY CONTRACTORS, EXCEPT HIGHWAY				
1700	SPECIAL TRADE CONTRACTORS	25	426,154	200,900	11,175.07
CONS	TOT. CONTRACT CONSTRUCTION	36	1,438,784	1,209,693	67,289.19
2400	LUMBER, WOOD AND PAPER PRODUCTS				
3400	PRIMARY METAL INDUST., FABRICATED METAL PRODUCTS				
3800	ELECTRICAL MACHINERY, EQUIPMENT AND SUPPLIES				
3900	MISCELLANEOUS MANUFACTURING	5	49,397	12,102	673.20
MFG-	TOT. MANUFACTURING	9	50,342	13,047	725.76
4810	TELEPHONE AND TELEGRAPH COMMUNICATIONS	14	108,705	99,848	5,549.82
4900	ELECTRIC WATER AND SANITARY SERVICE UTILITIES	4	527,967	413,659	23,009.77
TCU-	TOT. TRANSPORTATION, COMMUNICATIONS AND UTILITIES	18	636,672	513,507	28,559.59
5080	MACHINERY, EQUIPMENT AND SUPPLIES				
5090	MISCELLANEOUS WHOLESALERS				
WHSL	TOT. WHOLESALE TRADE	12	25,702	23,373	1,300.14
5252	FARM EQUIPMENT DEALERS				
5300	GENERAL MERCHANDISE, EXCEPT DEPARTMENT STORES	4	5,404	5,404	300.58
5310	DEPARTMENT STORES				
5400	RETAIL FOOD STORES	3	32,019	30,888	1,718.13
5540	GASOLINE SERVICE STATIONS				
5700	FURNITURE, HOME FURNISHINGS AND APPLIANCE STORES				
5800	EATING AND DRINKING PLACES	3	29,765	28,635	1,592.82
5813	LIQUOR DISPENSERS - BY THE DRINK				
5920	PACKAGE LIQUOR STORES				
5990	MISCELLANEOUS RETAILERS	40	152,161	120,451	6,661.59
RETL	TOT. RETAIL TRADE	56	337,169	269,790	14,968.54
6510	REAL EST. OPER-LESR-AGT., ETC., AND TITLE ABSTRACT				
FIRE	TOT. FINANCE, INSURANCE AND REAL ESTATE				
7200	PERSONAL SERVICES	3	9,415	9,415	523.69
7300	MISCELLANEOUS BUSINESS SERVICES	4	62,513	62,494	3,476.23
7500	AUTOMOBILE RENTAL, REPAIR AND OTHER SERVICES	4	6,534	6,534	363.44
7600	MISCELLANEOUS REPAIR SERVICES				
8010	PHYSICIANS, DENTISTS AND OTHERS				

* MONTHLY *
* EDITED *

ANALYSIS OF GROSS RECEIPTS TAX BY STANDARD INDUSTRIAL CLASSIFICATION

BUSINESS ACTIVITY REPORTED IN OCTOBER, 1999

LOCATION : 25-025 RMDR SOCORRO CNTY

SIC CODE		NO. TAX RETURNS	TOTAL REPORTED GROSS RECEIPTS	TAXABLE GROSS RECEIPTS	REPORTED TAX DUE
8100	LEGAL SERVICES				
8900	MISCELLANEOUS SERVICES	25	132,333	131,480	7,313.54
8910	ENGINEERING AND ARCHITECTURAL SERVICES				
SERV	TOT. SERVICES	43	293,512	288,237	16,033.17
9999	NONCLASSIFIABLE ESTABLISHMENTS - (SERVICES)				
TOT-	TOTAL FOR ALL INDUSTRIES IN THIS LOCATION	182	3,488,202	2,330,993	129,618.73
TEL-	INTERSTATE TELECOMMUNICATIONS	6	16,821	16,821	714.91

* MONTHLY *
* EDITED *

ANALYSIS OF GROSS RECEIPTS TAX BY STANDARD INDUSTRIAL CLASSIFICATION

BUSINESS ACTIVITY REPORTED IN OCTOBER, 1999

LOCATION : 20-126

TAOS

SIC CODE		NO. TAX RETURNS	TOTAL REPORTED GROSS RECEIPTS	TAXABLE GROSS RECEIPTS	REPORTED TAX DUE
0700	AGRICULTURAL SERVICES	3	47,384	40,417	2,778.67
AGRI	TOT. AGRICULTURE	3	47,384	40,417	2,778.67
1500	GENERAL BUILDING CONTRACTORS				
1610	HIGHWAY CONTRACTORS				
1620	NON-BUILDING HEAVY CONTRACTORS, EXCEPT HIGHWAY				
1700	SPECIAL TRADE CONTRACTORS	49	663,103	491,245	33,773.11
CONS	TOT. CONTRACT CONSTRUCTION	90	2,562,291	2,273,045	156,271.87
2000	FOOD AND KINDRED PRODUCTS, EXCEPT MEAT PRODUCTS				
2300	APPAREL AND TEXTILE MILL PRODUCTS	8	219,584	99,434	6,836.06
2400	LUMBER, WOOD AND PAPER PRODUCTS	11	147,720	52,014	3,576.00
2700	PRINTING AND PUBLISHING				
3200	STONE, CLAY, GLASS, AND CONCRETE PRODUCTS				
3400	PRIMARY METAL INDUST., FABRICATED METAL PRODUCTS				
3600	ELECTRICAL MACHINERY, EQUIPMENT AND SUPPLIES	3	57,263	18,910	1,300.08
3700	TRANSPORTATION EQUIPMENT				
3900	MISCELLANEOUS MANUFACTURING	25	447,868	118,280	8,131.73
MFG-	TOT. MANUFACTURING	53	1,051,464	450,912	31,000.24
4100	LOCAL AND HIGHWAY PASSENGER TRANSPORTATION	3	22,804	22,804	1,567.74
4200	MOTOR FREIGHT TRANS., WAREHOUSING, TRANS. SERVICES				
4810	TELEPHONE AND TELEGRAPH COMMUNICATIONS	18	255,385	246,617	16,944.07
4830	RADIO AND TELEVISION BROADCASTING				
4900	ELECTRIC WATER AND SANITARY SERVICE UTILITIES				
4920	GAS UTILITIES				
TCU-	TOT. TRANSPORTATION, COMMUNICATIONS AND UTILITIES	26	778,060	723,910	49,758.00
5020	DRUGS, CHEMICALS AND ALLIED PRODUCTS				
5040	GROCERIES AND RELATED PRODUCTS	3	34,784	391	26.85
5070	HARDWARE, PLUMBING AND HEATING EQUIP. AND SUPPLIES				
5080	MACHINERY, EQUIPMENT AND SUPPLIES				
5090	MISCELLANEOUS WHOLESALERS	32	359,104	134,301	9,233.23
WHSL	TOT. WHOLESALE TRADE	40	570,020	159,490	10,964.98
5200	BUILDING MATERIALS	7	848,894	490,033	33,689.75
5251	HARDWARE STORES	3	448,029	265,240	18,235.23
5300	GENERAL MERCHANDISE, EXCEPT DEPARTMENT STORES	11	224,729	168,818	11,606.23
5310	DEPARTMENT STORES	3	178,411	160,909	11,062.52
5400	RETAIL FOOD STORES	12	4,054,653	3,622,124	249,020.99
5510	MOTOR VEHICLE DEALERS	4	570,122	181,047	11,071.97
5540	GASOLINE SERVICE STATIONS	4	59,258	56,754	3,901.81
5599	MISCELLANEOUS VEHICLE AND AUTO ACCESSORY DEALERS				

* MONTHLY *

ANALYSIS OF GROSS RECEIPTS TAX BY STANDARD INDUSTRIAL CLASSIFICATION

* EDITED *

BUSINESS ACTIVITY REPORTED IN OCTOBER, 1999

LOCATION : 20-126

TAOS

SIC CODE		NO. TAX RETURNS	TOTAL REPORTED GROSS RECEIPTS	TAXABLE GROSS RECEIPTS	REPORTED TAX DUE
5600	APPAREL AND ACCESSORY STORES	24	571,567	545,434	37,498.60
5700	FURNITURE, HOME FURNISHINGS AND APPLIANCE STORES	9	220,753	175,618	12,073.73
5800	EATING AND DRINKING PLACES	41	1,987,357	1,987,919	136,669.45
5813	LIQUOR DISPENSERS - BY THE DRINK				
5990	MISCELLANEOUS RETAILERS	201	6,497,441	5,155,133	354,304.29
RETL	TOT. RETAIL TRADE	323	15,828,349	12,951,410	890,298.41
6000	BANKS	5	442,014	165,440	11,374.01
6100	CREDIT AGENCIES, EXCEPT BANKS AND S-AND-L ASSOC.	3	9,105	9,105	626.00
6200	SECUTY. AND COMDTY. BROKERS, DELRS., EXCGS., SERV.	3	8,626	6,105	419.69
6300	INSURANCE AGENTS, CARRIERS, BROKERS AND SERVICES	4	260,782	67,902	4,668.23
6510	REAL EST. OPER-LESR-AGT., ETC., AND TITLE ABSTRACT	16	176,239	155,322	10,678.38
FIRE	TOT. FINANCE, INSURANCE AND REAL ESTATE	31	896,766	403,873	27,766.31
7000	HOTELS, MOTELS, TRAILER PARKS AND OTHER LODGING	25	1,130,400	1,130,360	77,712.28
7200	PERSONAL SERVICES	48	243,080	241,496	16,602.85
7300	MISCELLANEOUS BUSINESS SERVICES	36	649,233	395,798	27,211.10
7500	AUTOMOBILE RENTAL, REPAIR AND OTHER SERVICES	16	317,672	279,098	19,187.94
7600	MISCELLANEOUS REPAIR SERVICES	12	200,959	110,256	7,580.10
7900	AMUSEMENT AND RECREATION SERVICES				
8010	PHYSICIANS, DENTISTS AND OTHERS	26	788,043	744,985	51,217.73
8060	HOSPITALS AND OTHER HEALTH SERVICES	14	1,159,997	1,135,144	78,041.16
8100	LEGAL SERVICES	24	264,307	261,203	17,957.66
8200	EDUCATIONAL SERVICES	4	151,938	15,315	1,052.89
8600	NONPROFIT MEMBERSHIP ORGANIZATIONS				
8900	MISCELLANEOUS SERVICES	127	1,832,725	1,313,697	90,316.64
8910	ENGINEERING AND ARCHITECTURAL SERVICES	8	125,004	103,955	7,146.94
SERV	TOT. SERVICES	344	6,953,741	5,816,823	399,906.58
9999	NONCLASSIFIABLE ESTABLISHMENTS - (SERVICES)	3	29,717	6,365	437.57
TOT-	TOTAL FOR ALL INDUSTRIES IN THIS LOCATION	913	28,717,791	22,826,247	1,569,182.63
TEL-	INTERSTATE TELECOMMUNICATIONS	16	61,519	59,987	2,549.46

TAXATION AND REVENUE DEPARTMENT
STATE OF NEW MEXICO
COMBINED REVENUE SYSTEM

* MONTHLY *
* EDITED *

ANALYSIS OF GROSS RECEIPTS TAX BY STANDARD INDUSTRIAL CLASSIFICATION

BUSINESS ACTIVITY REPORTED IN OCTOBER, 1999

LOCATION : 20-160 QUESTA AIRPORT

SIC CODE		NO. TAX RETURNS	TOTAL REPORTED GROSS RECEIPTS	TAXABLE GROSS RECEIPTS	REPORTED TAX DUE
1700 CONS	SPECIAL TRADE CONTRACTORS TOT. CONTRACT CONSTRUCTION				

TOT-	TOTAL FOR ALL INDUSTRIES IN THIS LOCATION	1	4,233	4,233	267.20
------	---	---	-------	-------	--------

* MONTHLY *
* EDITED *

ANALYSIS OF GROSS RECEIPTS TAX BY STANDARD INDUSTRIAL CLASSIFICATION

BUSINESS ACTIVITY REPORTED IN OCTOBER, 1999

LOCATION : 20-163

TAOS AIRPORT

SIC CODE		NO. TAX RETURNS	TOTAL REPORTED GROSS RECEIPTS	TAXABLE GROSS RECEIPTS	REPORTED TAX DUE
1500	GENERAL BUILDING CONTRACTORS				
1610	HIGHWAY CONTRACTORS				
CONS	TOT. CONTRACT CONSTRUCTION				
2400	LUMBER, WOOD AND PAPER PRODUCTS				
MFG-	TOT. MANUFACTURING				
5090	MISCELLANEOUS WHOLESALERS				
WHSL	TOT. WHOLESALE TRADE				
7000	HOTELS, MOTELS, TRAILER PARKS AND OTHER LODGING				
7500	AUTOMOBILE RENTAL, REPAIR AND OTHER SERVICES				
8900	MISCELLANEOUS SERVICES				
SERV	TOT. SERVICES	5	101,795	67,568	4,265.25
TOT-	TOTAL FOR ALL INDUSTRIES IN THIS LOCATION	9	581,618	502,312	31,708.45

* MONTHLY *

ANALYSIS OF GROSS RECEIPTS TAX BY STANDARD INDUSTRIAL CLASSIFICATION

* EDITED *

BUSINESS ACTIVITY REPORTED IN OCTOBER, 1999

LOCATION : 20-222

QUESTA

SIC CODE		NO. TAX RETURNS	TOTAL REPORTED GROSS RECEIPTS	TAXABLE GROSS RECEIPTS	REPORTED TAX DUE
0100	AGRICULTURAL PRODUCTION				
AGRI	TOT. AGRICULTURE				
1500	GENERAL BUILDING CONTRACTORS				
1610	HIGHWAY CONTRACTORS				
1700	SPECIAL TRADE CONTRACTORS	8	49,162	44,706	3,073.55
CONS	TOT. CONTRACT CONSTRUCTION	14	116,101	105,905	7,281.01
3600	ELECTRICAL MACHINERY, EQUIPMENT AND SUPPLIES				
3900	MISCELLANEOUS MANUFACTURING				
MFG-	TOT. MANUFACTURING	4	23,344	19,129	1,315.15
4810	TELEPHONE AND TELEGRAPH COMMUNICATIONS				
4900	ELECTRIC WATER AND SANITARY SERVICE UTILITIES				
4920	GAS UTILITIES				
TCU-	TOT. TRANSPORTATION, COMMUNICATIONS AND UTILITIES	9	94,056	79,933	5,495.40
5090	MISCELLANEOUS WHOLESALE				
WHSL	TOT. WHOLESALE TRADE				
5200	BUILDING MATERIALS				
5300	GENERAL MERCHANDISE, EXCEPT DEPARTMENT STORES	5	5,901	5,701	391.92
5400	RETAIL FOOD STORES	5	119,658	105,973	7,285.64
5540	GASOLINE SERVICE STATIONS				
5600	APPAREL AND ACCESSORY STORES				
5800	EATING AND DRINKING PLACES	3	19,063	19,063	1,310.56
5813	LIQUOR DISPENSERS - BY THE DRINK				
5990	MISCELLANEOUS RETAILERS	26	78,748	74,610	5,104.23
RETL	TOT. RETAIL TRADE	43	571,616	422,885	29,048.17
6000	BANKS				
FIRE	TOT. FINANCE, INSURANCE AND REAL ESTATE				
7200	PERSONAL SERVICES				
7500	AUTOMOBILE RENTAL, REPAIR AND OTHER SERVICES	3	7,283	7,283	500.69
8010	PHYSICIANS, DENTISTS AND OTHERS				
8900	MISCELLANEOUS SERVICES	20	95,536	86,050	5,915.93
SERV	TOT. SERVICES	26	120,989	111,503	7,665.81
TOT-	TOTAL FOR ALL INDUSTRIES IN THIS LOCATION	101	944,365	753,997	51,812.07
TEL-	INTERSTATE TELECOMMUNICATIONS	11	9,083	8,780	373.17

* MONTHLY *

ANALYSIS OF GROSS RECEIPTS TAX BY STANDARD INDUSTRIAL CLASSIFICATION

* EDITED *

BUSINESS ACTIVITY REPORTED IN OCTOBER, 1999

LOCATION : 20-317

RED RIVER

SIC CODE		NO. TAX RETURNS	TOTAL REPORTED GROSS RECEIPTS	TAXABLE GROSS RECEIPTS	REPORTED TAX DUE
1500	GENERAL BUILDING CONTRACTORS				
1610	HIGHWAY CONTRACTORS				
1700	SPECIAL TRADE CONTRACTORS	9	53,191	38,049	2,615.85
CONS	TOT. CONTRACT CONSTRUCTION	14	138,790	120,573	8,289.41
2000	FOOD AND KINDRED PRODUCTS, EXCEPT MEAT PRODUCTS				
3600	ELECTRICAL MACHINERY, EQUIPMENT AND SUPPLIES				
3900	MISCELLANEOUS MANUFACTURING				
MFG-	TOT. MANUFACTURING	4	3,950	3,788	260.46
4500	AIR TRANSPORTATION				
4810	TELEPHONE AND TELEGRAPH COMMUNICATIONS	11	28,286	28,278	1,938.76
4830	RADIO AND TELEVISION BROADCASTING				
4900	ELECTRIC WATER AND SANITARY SERVICE UTILITIES				
4920	GAS UTILITIES				
TCU-	TOT. TRANSPORTATION, COMMUNICATIONS AND UTILITIES	16	207,697	201,468	13,845.54
5040	GROCERIES AND RELATED PRODUCTS				
5090	MISCELLANEOUS WHOLESALERS				
WHSL	TOT. WHOLESALE TRADE	5	1,947	1,947	133.85
5251	HARDWARE STORES				
5300	GENERAL MERCHANDISE, EXCEPT DEPARTMENT STORES	7	136,276	133,663	9,189.35
5310	DEPARTMENT STORES	3	2,611	2,611	179.49
5400	RETAIL FOOD STORES	5	196,821	187,929	12,920.15
5600	APPAREL AND ACCESSORY STORES				
5800	EATING AND DRINKING PLACES	6	212,310	212,310	14,596.28
5813	LIQUOR DISPENSERS - BY THE DRINK				
5990	MISCELLANEOUS RETAILERS	37	415,898	397,271	27,298.06
RETL	TOT. RETAIL TRADE	61	990,286	959,746	65,968.21
6100	CREDIT AGENCIES, EXCEPT BANKS AND S-AND-L ASSOC.				
6200	SECUTY. AND COMDTY. BROKERS, DELRS., EXCGS., SERV.				
6510	REAL EST. OPER-LESR-AGT., ETC., AND TITLE ABSTRACT				
FIRE	TOT. FINANCE, INSURANCE AND REAL ESTATE	7	104,447	104,447	7,180.74
7000	HOTELS, MOTELS, TRAILER PARKS AND OTHER LODGING	33	445,716	431,885	29,692.07
7200	PERSONAL SERVICES	7	29,159	14,784	1,016.37
7300	MISCELLANEOUS BUSINESS SERVICES	5	8,214	7,994	549.56
7500	AUTOMOBILE RENTAL, REPAIR AND OTHER SERVICES				
8010	PHYSICIANS, DENTISTS AND OTHERS				
8600	NONPROFIT MEMBERSHIP ORGANIZATIONS	5	95,934	95,934	6,595.45

* MONTHLY *
* EDITED *

ANALYSIS OF GROSS RECEIPTS TAX BY STANDARD INDUSTRIAL CLASSIFICATION

BUSINESS ACTIVITY REPORTED IN OCTOBER, 1999

LOCATION : 20-317

RED RIVER

SIC CODE		NO. TAX RETURNS	TOTAL REPORTED GROSS RECEIPTS	TAXABLE GROSS RECEIPTS	REPORTED TAX DUE
8900	MISCELLANEOUS SERVICES	28	237,770	237,770	16,346.67
8910	ENGINEERING AND ARCHITECTURAL SERVICES				
SERV	TOT. SERVICES	83	861,611	833,183	57,281.38
TOT-	TOTAL FOR ALL INDUSTRIES IN THIS LOCATION	190	2,308,727	2,225,152	152,959.59
TEL-	INTERSTATE TELECOMMUNICATIONS	9	7,612	7,601	323.04

* MONTHLY *

ANALYSIS OF GROSS RECEIPTS TAX BY STANDARD INDUSTRIAL CLASSIFICATION

* EDITED *

BUSINESS ACTIVITY REPORTED IN OCTOBER, 1999

LOCATION : 20-414 TAOS SKI VALLEY

SIC CODE		NO. TAX RETURNS	TOTAL REPORTED GROSS RECEIPTS	TAXABLE GROSS RECEIPTS	REPORTED TAX DUE
1500	GENERAL BUILDING CONTRACTORS	4	75,762	75,762	5,208.62
1700	SPECIAL TRADE CONTRACTORS	4	35,610	35,610	2,448.18
CONS	TOT. CONTRACT CONSTRUCTION	8	111,372	111,372	7,656.80
3600	ELECTRICAL MACHINERY, EQUIPMENT AND SUPPLIES				
MFG-	TOT. MANUFACTURING				
4810	TELEPHONE AND TELEGRAPH COMMUNICATIONS				
4900	ELECTRIC WATER AND SANITARY SERVICE UTILITIES				
TCU-	TOT. TRANSPORTATION, COMMUNICATIONS AND UTILITIES	3	39,750	39,638	2,725.14
5090	MISCELLANEOUS WHOLESALERS				
WHSL	TOT. WHOLESALE TRADE				
5200	BUILDING MATERIALS				
5600	APPAREL AND ACCESSORY STORES				
5800	EATING AND DRINKING PLACES				
5990	MISCELLANEOUS RETAILERS	10	46,155	45,793	3,147.50
RETL	TOT. RETAIL TRADE	17	189,031	187,479	12,888.40
6200	SECUTY. AND COMDTY. BROKERS, DELRS., EXCGS., SERV.				
6510	REAL EST. OPER-LESR-AGT., ETC., AND TITLE ABSTRACT				
FIRE	TOT. FINANCE, INSURANCE AND REAL ESTATE	3	10,575	10,575	727.03
7000	HOTELS, MOTELS, TRAILER PARKS AND OTHER LODGING	7	76,970	70,952	4,877.93
7200	PERSONAL SERVICES	3	31,469	31,469	2,163.48
7300	MISCELLANEOUS BUSINESS SERVICES	3	1,163	1,163	79.93
7800	MISCELLANEOUS REPAIR SERVICES				
7900	AMUSEMENT AND RECREATION SERVICES				
8010	PHYSICIANS, DENTISTS AND OTHERS				
8900	MISCELLANEOUS SERVICES	5	18,155	18,155	1,248.13
SERV	TOT. SERVICES	22	165,869	150,991	10,380.59
TOT-	TOTAL FOR ALL INDUSTRIES IN THIS LOCATION	57	519,374	502,832	34,568.89
TEL-	INTERSTATE TELECOMMUNICATIONS	2	53	53	2.24

* MONTHLY *

ANALYSIS OF GROSS RECEIPTS TAX BY STANDARD INDUSTRIAL CLASSIFICATION

* EDITED *

BUSINESS ACTIVITY REPORTED IN OCTOBER, 1999

LOCATION : 20-020 RMDR TAOS CNTY

SIC CODE		NO. TAX RETURNS	TOTAL REPORTED GROSS RECEIPTS	TAXABLE GROSS RECEIPTS	REPORTED TAX DUE
0100	AGRICULTURAL PRODUCTION	3	97,755	378	23.88
AGRI	TOT. AGRICULTURE	3	97,755	378	23.88
1000	METAL MINING, EXCEPT COPPER, URANIUM, MOLYBDENUM				
MINE	TOT. MINING				
1500	GENERAL BUILDING CONTRACTORS	82	2,343,457	1,921,568	121,298.97
1610	HIGHWAY CONTRACTORS				
1620	NON-BUILDING HEAVY CONTRACTORS, EXCEPT HIGHWAY				
1700	SPECIAL TRADE CONTRACTORS	65	824,794	409,837	25,870.96
CONS	TOT. CONTRACT CONSTRUCTION	155	4,484,820	3,130,496	197,612.55
2300	APPAREL AND TEXTILE MILL PRODUCTS				
2400	LUMBER, WOOD AND PAPER PRODUCTS	3	56,176	9,907	625.37
3200	STONE, CLAY, GLASS, AND CONCRETE PRODUCTS	8	61,869	22,257	1,404.94
3400	PRIMARY METAL INDUST., FABRICATED METAL PRODUCTS	3	41,272	15,372	970.38
3600	ELECTRICAL MACHINERY, EQUIPMENT AND SUPPLIES				
3900	MISCELLANEOUS MANUFACTURING	18	363,825	85,486	5,396.28
MFG-	TOT. MANUFACTURING	35	536,926	135,797	8,572.14
4100	LOCAL AND HIGHWAY PASSENGER TRANSPORTATION	4	34,981	33,700	2,127.29
4200	MOTOR FREIGHT TRANS., WAREHOUSING, TRANS. SERVICES	6	56,375	5,258	331.90
4810	TELEPHONE AND TELEGRAPH COMMUNICATIONS	16	469,806	469,016	29,388.71
4830	RADIO AND TELEVISION BROADCASTING				
4900	ELECTRIC WATER AND SANITARY SERVICE UTILITIES	4	970,527	943,525	59,560.04
4920	GAS UTILITIES				
TCU-	TOT. TRANSPORTATION, COMMUNICATIONS AND UTILITIES	35	1,684,753	1,585,466	99,864.67
5040	GROCERIES AND RELATED PRODUCTS	3	146	146	9.20
5060	ELECTRICAL GOODS AND HOUSEHOLD APPLIANCES				
5070	HARDWARE, PLUMBING AND HEATING EQUIP. AND SUPPLIES				
5080	MACHINERY, EQUIPMENT AND SUPPLIES				
5090	MISCELLANEOUS WHOLESALERS	18	59,022	35,004	2,209.64
WHSL	TOT. WHOLESALE TRADE	24	192,834	45,532	2,874.20
5200	BUILDING MATERIALS	8	476,228	235,344	14,856.10
5251	HARDWARE STORES				
5300	GENERAL MERCHANDISE, EXCEPT DEPARTMENT STORES	6	33,426	33,426	2,110.01
5310	DEPARTMENT STORES				
5400	RETAIL FOOD STORES	14	200,043	175,360	11,069.57
5540	GASOLINE SERVICE STATIONS	9	454,456	335,383	21,171.07
5599	MISCELLANEOUS VEHICLE AND AUTO ACCESSORY DEALERS	3	33,965	22,225	1,402.97
5600	APPAREL AND ACCESSORY STORES	3	173,349	139,454	8,803.04
5700	FURNITURE, HOME FURNISHINGS AND APPLIANCE STORES	3	11,995	7,752	489.35

* MONTHLY *

ANALYSIS OF GROSS RECEIPTS TAX BY STANDARD INDUSTRIAL CLASSIFICATION

* EDITED *

BUSINESS ACTIVITY REPORTED IN OCTOBER, 1999

LOCATION : 20-020

RMDR TAOS CNTY

SIC CODE		NO. TAX RETURNS	TOTAL REPORTED GROSS RECEIPTS	TAXABLE GROSS RECEIPTS	REPORTED TAX DUE
5800	EATING AND DRINKING PLACES	19	452,267	452,267	28,549.32
5813	LIQUOR DISPENSERS - BY THE DRINK	5	164,235	164,235	10,367.32
5920	PACKAGE LIQUOR STORES				
5990	MISCELLANEOUS RETAILERS	114	1,677,822	1,325,138	83,581.84
RETL	TOT. RETAIL TRADE	189	3,779,424	2,992,223	188,816.52
6100	CREDIT AGENCIES, EXCEPT BANKS AND S-AND-L ASSOC.				
6200	SECUTY. AND COMDTY. BROKERS, DELRS., EXCGS., SERV.				
6510	REAL EST. OPER-LESR-AGT., ETC., AND TITLE ABSTRACT				
FIRE	TOT. FINANCE, INSURANCE AND REAL ESTATE	19	334,237	334,237	21,098.73
7000	HOTELS, MOTELS, TRAILER PARKS AND OTHER LODGING	34	299,721	298,432	18,838.54
7200	PERSONAL SERVICES	45	424,978	365,498	23,072.08
7300	MISCELLANEOUS BUSINESS SERVICES	34	283,476	258,646	16,326.99
7500	AUTOMOBILE RENTAL, REPAIR AND OTHER SERVICES	27	84,375	72,805	4,595.84
7600	MISCELLANEOUS REPAIR SERVICES				
7800	MOTION PICTURE THEATERS AND PRODUCTION				
7900	AMUSEMENT AND RECREATION SERVICES	5	126,772	124,702	7,871.85
8010	PHYSICIANS, DENTISTS AND OTHERS	4	30,993	29,532	1,864.22
8060	HOSPITALS AND OTHER HEALTH SERVICES				
8100	LEGAL SERVICES	4	11,768	8,634	545.04
8200	EDUCATIONAL SERVICES	5	41,345	17,656	1,114.54
8600	NONPROFIT MEMBERSHIP ORGANIZATIONS	5	47,788	47,788	3,016.61
8900	MISCELLANEOUS SERVICES	138	1,047,744	883,317	55,759.38
8910	ENGINEERING AND ARCHITECTURAL SERVICES	13	100,579	91,517	5,776.99
SERV	TOT. SERVICES	319	2,542,816	2,241,356	141,485.64
9999	NONCLASSIFIABLE ESTABLISHMENTS - (SERVICES)				
TOT-	TOTAL FOR ALL INDUSTRIES IN THIS LOCATION	782	13,752,947	10,464,045	660,257.40
TEL-	INTERSTATE TELECOMMUNICATIONS	12	98,960	98,572	4,189.31

* MONTHLY *

ANALYSIS OF GROSS RECEIPTS TAX BY STANDARD INDUSTRIAL CLASSIFICATION

* EDITED *

BUSINESS ACTIVITY REPORTED IN OCTOBER, 1999

LOCATION : 22-127

MOUNTAINAIR

SIC CODE		NO. TAX RETURNS	TOTAL REPORTED GROSS RECEIPTS	TAXABLE GROSS RECEIPTS	REPORTED TAX DUE
0100 AGRI	AGRICULTURAL PRODUCTION TOT. AGRICULTURE				
1700 CONS	SPECIAL TRADE CONTRACTORS TOT. CONTRACT CONSTRUCTION				
3400 3600 3900 MFG-	PRIMARY METAL INDUST., FABRICATED METAL PRODUCTS ELECTRICAL MACHINERY, EQUIPMENT AND SUPPLIES MISCELLANEOUS MANUFACTURING TOT. MANUFACTURING	4	32,568	2,631	164.41
4200 4810 4900 TCU-	MOTOR FREIGHT TRANS., WAREHOUSING, TRANS. SERVICES TELEPHONE AND TELEGRAPH COMMUNICATIONS ELECTRIC WATER AND SANITARY SERVICE UTILITIES TOT. TRANSPORTATION, COMMUNICATIONS AND UTILITIES	7 10	22,194 39,968	21,698 37,896	1,356.12 2,368.50
5040 5080 5080 5090 WHSL	GROCERIES AND RELATED PRODUCTS ELECTRICAL GOODS AND HOUSEHOLD APPLIANCES MACHINERY, EQUIPMENT AND SUPPLIES MISCELLANEOUS WHOLESALERS TOT. WHOLESALE TRADE	3 6	240 141,168	240 44,436	14.98 2,777.29
5300 5310 5400 5599 5600 5700 5800 5813 5990 RETL	GENERAL MERCHANDISE, EXCEPT DEPARTMENT STORES DEPARTMENT STORES RETAIL FOOD STORES MISCELLANEOUS VEHICLE AND AUTO ACCESSORY DEALERS APPAREL AND ACCESSORY STORES FURNITURE, HOME FURNISHINGS AND APPLIANCE STORES EATING AND DRINKING PLACES LIQUOR DISPENSERS - BY THE DRINK MISCELLANEOUS RETAILERS TOT. RETAIL TRADE	3 22 35	54,282 33,949 141,547	43,817 30,960 127,563	2,738.57 1,897.73 7,935.44
6000 6100 6510 FIRE	BANKS CREDIT AGENCIES, EXCEPT BANKS AND S-AND-L ASSOC. REAL EST. OPER-LESR-AGT., ETC., AND TITLE ABSTRACT TOT. FINANCE, INSURANCE AND REAL ESTATE	5	37,136	36,627	2,289.21
7000 7200 7300 7500 8900	HOTELS, MOTELS, TRAILER PARKS AND OTHER LODGING PERSONAL SERVICES MISCELLANEOUS BUSINESS SERVICES AUTOMOBILE RENTAL, REPAIR AND OTHER SERVICES MISCELLANEOUS SERVICES	3 26	12,556 39,174	11,997 11,962	749.80 747.62

TAXATION AND REVENUE DEPARTMENT
STATE OF NEW MEXICO
COMBINED REVENUE SYSTEM

PAGE 333
RUN DATE: 11/09/99
RUN NUMBER: 499.00

* MONTHLY *
* EDITED *

ANALYSIS OF GROSS RECEIPTS TAX BY STANDARD INDUSTRIAL CLASSIFICATION

BUSINESS ACTIVITY REPORTED IN OCTOBER, 1999

LOCATION : 22-127 MOUNTAINAIR

SIC CODE		NO. TAX RETURNS	TOTAL REPORTED GROSS RECEIPTS	TAXABLE GROSS RECEIPTS	REPORTED TAX DUE
SERV	TOT. SERVICES	34	63,079	35,308	2,206.72
TOT-	TOTAL FOR ALL INDUSTRIES IN THIS LOCATION	99	516,415	330,520	20,620.24
TEL-	INTERSTATE TELECOMMUNICATIONS	9	6,298	6,283	267.02

TAXATION AND REVENUE DEPARTMENT
STATE OF NEW MEXICO
COMBINED REVENUE SYSTEM* MONTHLY *
* EDITED *

ANALYSIS OF GROSS RECEIPTS TAX BY STANDARD INDUSTRIAL CLASSIFICATION

BUSINESS ACTIVITY REPORTED IN OCTOBER, 1999

LOCATION : 22-159 MORIARTY AIRPORT

SIC CODE		NO. TAX RETURNS	TOTAL REPORTED GROSS RECEIPTS	TAXABLE GROSS RECEIPTS	REPORTED TAX DUE
5090 WHSL	MISCELLANEOUS WHOLESALERS TOT. WHOLESALE TRADE				
5700 RETL	FURNITURE, HOME FURNISHINGS AND APPLIANCE STORES TOT. RETAIL TRADE				
7300 8900 SERV	MISCELLANEOUS BUSINESS SERVICES MISCELLANEOUS SERVICES TOT. SERVICES				
TOT-	TOTAL FOR ALL INDUSTRIES IN THIS LOCATION	6	65,646	65,618	3,732.01

* MONTHLY *

ANALYSIS OF GROSS RECEIPTS TAX BY STANDARD INDUSTRIAL CLASSIFICATION

* EDITED *

BUSINESS ACTIVITY REPORTED IN OCTOBER, 1999

LOCATION : 22-223

MORIARTY

SIC CODE		NO. TAX RETURNS	TOTAL REPORTED GROSS RECEIPTS	TAXABLE GROSS RECEIPTS	REPORTED TAX DUE
0100 AGRI	AGRICULTURAL PRODUCTION TOT. AGRICULTURE				
1500 1620 1700 CONS	GENERAL BUILDING CONTRACTORS NON-BUILDING HEAVY CONTRACTORS, EXCEPT HIGHWAY SPECIAL TRADE CONTRACTORS TOT. CONTRACT CONSTRUCTION	20 40	1,382,796 1,842,586	561,668 785,258	35,104.24 49,078.61
2700 3600 3700 3900 MFG-	PRINTING AND PUBLISHING ELECTRICAL MACHINERY, EQUIPMENT AND SUPPLIES TRANSPORTATION EQUIPMENT MISCELLANEOUS MANUFACTURING TOT. MANUFACTURING	9 14	197,461 316,928	24,779 144,244	1,548.70 9,015.26
4100 4200 4810 TCU-	LOCAL AND HIGHWAY PASSENGER TRANSPORTATION MOTOR FREIGHT TRANS., WAREHOUSING, TRANS. SERVICES TELEPHONE AND TELEGRAPH COMMUNICATIONS TOT. TRANSPORTATION, COMMUNICATIONS AND UTILITIES	13 18	51,865 154,476	51,648 92,310	3,227.56 5,768.67
5040 5080 5090 5092 WHSL	GROCERIES AND RELATED PRODUCTS MACHINERY, EQUIPMENT AND SUPPLIES MISCELLANEOUS WHOLESALERS PETROLEUM AND PETROLEUM PRODUCTS TOT. WHOLESALE TRADE				
5251 5300 5310 5400 5510 5540 5592 5599 5600 5800 5813 5990 RETL	HARDWARE STORES GENERAL MERCHANDISE, EXCEPT DEPARTMENT STORES DEPARTMENT STORES RETAIL FOOD STORES MOTOR VEHICLE DEALERS GASOLINE SERVICE STATIONS MOBILE HOME DEALERS MISCELLANEOUS VEHICLE AND AUTO ACCESSORY DEALERS APPAREL AND ACCESSORY STORES EATING AND DRINKING PLACES LIQUOR DISPENSERS - BY THE DRINK MISCELLANEOUS RETAILERS TOT. RETAIL TRADE	9 4 4	621,824 1,135,315 123,641	428,233 974,011 113,407	26,764.58 60,875.68 7,087.95
6000 6100 6300 6510	BANKS CREDIT AGENCIES, EXCEPT BANKS AND S-AND-L ASSOC. INSURANCE AGENTS, CARRIERS, BROKERS AND SERVICES REAL EST. OPER-LESR-AGT., ETC., AND TITLE ABSTRACT	11 42 80	310,646 673,317 3,132,428	308,397 526,284 2,553,086	19,274.79 32,713.93 159,389.11
		11	8,539	6,619	413.67

* MONTHLY *
* EDITED *

ANALYSIS OF GROSS RECEIPTS TAX BY STANDARD INDUSTRIAL CLASSIFICATION

BUSINESS ACTIVITY REPORTED IN OCTOBER, 1999

LOCATION : 22-223

MORIARTY

SIC CODE		NO. TAX RETURNS	TOTAL REPORTED GROSS RECEIPTS	TAXABLE GROSS RECEIPTS	REPORTED TAX DUE
FIRE	TOT. FINANCE, INSURANCE AND REAL ESTATE	18	110,556	96,736	6,046.04
7000	HOTELS, MOTELS, TRAILER PARKS AND OTHER LODGING	8	108,688	108,688	6,792.99
7200	PERSONAL SERVICES	12	39,466	39,466	2,466.61
7300	MISCELLANEOUS BUSINESS SERVICES	15	107,570	78,070	4,879.39
7500	AUTOMOBILE RENTAL, REPAIR AND OTHER SERVICES	9	68,720	63,940	3,996.24
7600	MISCELLANEOUS REPAIR SERVICES				
7900	AMUSEMENT AND RECREATION SERVICES				
8010	PHYSICIANS, DENTISTS AND OTHERS	3	57,037	54,216	3,388.49
8060	HOSPITALS AND OTHER HEALTH SERVICES				
8100	LEGAL SERVICES				
8900	MISCELLANEOUS SERVICES	43	115,298	108,423	6,776.39
8910	ENGINEERING AND ARCHITECTURAL SERVICES				
SERV	TOT. SERVICES	97	548,977	497,636	31,102.25
TOT-	TOTAL FOR ALL INDUSTRIES IN THIS LOCATION	281	6,417,328	4,387,641	274,048.01
TEL-	INTERSTATE TELECOMMUNICATIONS	12	9,906	9,896	420.58

* MONTHLY *
* EDITED *

ANALYSIS OF GROSS RECEIPTS TAX BY STANDARD INDUSTRIAL CLASSIFICATION

BUSINESS ACTIVITY REPORTED IN OCTOBER, 1999

LOCATION : 22-314

WILLARD

SIC CODE		NO. TAX RETURNS	TOTAL REPORTED GROSS RECEIPTS	TAXABLE GROSS RECEIPTS	REPORTED TAX DUE
1500 1700 CONS	GENERAL BUILDING CONTRACTORS SPECIAL TRADE CONTRACTORS TOT. CONTRACT CONSTRUCTION	12	189,251	18,777	1,150.09
2400 MFG-	LUMBER, WOOD AND PAPER PRODUCTS TOT. MANUFACTURING				
4100 4810 TCU-	LOCAL AND HIGHWAY PASSENGER TRANSPORTATION TELEPHONE AND TELEGRAPH COMMUNICATIONS TOT. TRANSPORTATION, COMMUNICATIONS AND UTILITIES	4	9,812	9,812	600.99
5090 WHSL	MISCELLANEOUS WHOLESALERS TOT. WHOLESALE TRADE				
5400 5800 5990 RETL	RETAIL FOOD STORES EATING AND DRINKING PLACES MISCELLANEOUS RETAILERS TOT. RETAIL TRADE	7	35,931	35,919	2,196.48
7200 7300 8900 SERV	PERSONAL SERVICES MISCELLANEOUS BUSINESS SERVICES MISCELLANEOUS SERVICES TOT. SERVICES				
TOT-	TOTAL FOR ALL INDUSTRIES IN THIS LOCATION	28	241,521	68,135	4,169.69
TEL-	INTERSTATE TELECOMMUNICATIONS	2	325	325	13.80

* MONTHLY *
* EDITED *

ANALYSIS OF GROSS RECEIPTS TAX BY STANDARD INDUSTRIAL CLASSIFICATION

BUSINESS ACTIVITY REPORTED IN OCTOBER, 1999

LOCATION : 22-410

ENCINO

SIC CODE		NO. TAX RETURNS	TOTAL REPORTED GROSS RECEIPTS	TAXABLE GROSS RECEIPTS	REPORTED TAX DUE
3600	ELECTRICAL MACHINERY,EQUIPMENT AND SUPPLIES				
MFG-	TOT. MANUFACTURING				
4810	TELEPHONE AND TELEGRAPH COMMUNICATIONS				
4900	ELECTRIC WATER AND SANITARY SERVICE UTILITIES				
TCU-	TOT. TRANSPORTATION, COMMUNICATIONS AND UTILITIES				
5200	BUILDING MATERIALS				
5310	DEPARTMENT STORES				
5540	GASOLINE SERVICE STATIONS				
5990	MISCELLANEOUS RETAILERS	3	598	590	31.46
RETL	TOT. RETAIL TRADE	7	59,589	21,127	1,186.66
7300	MISCELLANEOUS BUSINESS SERVICES	3	1,159	1,086	61.08
8900	MISCELLANEOUS SERVICES	3	1,183	1,183	66.56
SERV	TOT. SERVICES	6	2,342	2,269	127.64
TOT-	TOTAL FOR ALL INDUSTRIES IN THIS LOCATION	19	71,473	32,523	1,827.71
TEL-	INTERSTATE TELECOMMUNICATIONS	1	21	21	0.88

* MONTHLY *

ANALYSIS OF GROSS RECEIPTS TAX BY STANDARD INDUSTRIAL CLASSIFICATION

* EDITED *

BUSINESS ACTIVITY REPORTED IN OCTOBER, 1999

LOCATION : 22-503

ESTANCIA

SIC CODE		NO. TAX RETURNS	TOTAL REPORTED GROSS RECEIPTS	TAXABLE GROSS RECEIPTS	REPORTED TAX DUE
0800 AGRI	FORESTRY AND FISHERIES TOT. AGRICULTURE				
1500 1700 CONS	GENERAL BUILDING CONTRACTORS SPECIAL TRADE CONTRACTORS TOT. CONTRACT CONSTRUCTION	8	146,546	133,416	8,171.74
3600 3900 MFG-	ELECTRICAL MACHINERY, EQUIPMENT AND SUPPLIES MISCELLANEOUS MANUFACTURING TOT. MANUFACTURING	5	10,162	3,024	185.19
4200 4810 TCU-	MOTOR FREIGHT TRANS., WAREHOUSING, TRANS. SERVICES TELEPHONE AND TELEGRAPH COMMUNICATIONS TOT. TRANSPORTATION, COMMUNICATIONS AND UTILITIES	10	40,971	25,654	1,570.62
5080 5090 5092 WHSL	MACHINERY, EQUIPMENT AND SUPPLIES MISCELLANEOUS WHOLESALERS PETROLEUM AND PETROLEUM PRODUCTS TOT. WHOLESALE TRADE	9	83,215	55,070	3,373.02
5300 5400 5540 5600 5700 5800 5813 5990 RETL	GENERAL MERCHANDISE, EXCEPT DEPARTMENT STORES RETAIL FOOD STORES GASOLINE SERVICE STATIONS APPAREL AND ACCESSORY STORES FURNITURE, HOME FURNISHINGS AND APPLIANCE STORES EATING AND DRINKING PLACES LIQUOR DISPENSERS - BY THE DRINK MISCELLANEOUS RETAILERS TOT. RETAIL TRADE	3 6 33 48	8,808 48,040 69,997 359,969	8,808 48,040 60,120 323,921	539.50 2,372.98 3,621.36 19,209.70
6000 6510 FIRE	BANKS REAL EST. OPER-LESR-AGT., ETC., AND TITLE ABSTRACT TOT. FINANCE, INSURANCE AND REAL ESTATE				
7200 7300 7500 7600 8900 SERV	PERSONAL SERVICES MISCELLANEOUS BUSINESS SERVICES AUTOMOBILE RENTAL, REPAIR AND OTHER SERVICES MISCELLANEOUS REPAIR SERVICES MISCELLANEOUS SERVICES TOT. SERVICES	3 26 34	31,492 26,128 64,350	27,090 25,508 59,310	1,659.28 1,562.33 3,632.73

TAXATION AND REVENUE DEPARTMENT
STATE OF NEW MEXICO
COMBINED REVENUE SYSTEMPAGE 340
RUN DATE: 11/09/99
RUN NUMBER: 499.00* MONTHLY *
* EDITED *

ANALYSIS OF GROSS RECEIPTS TAX BY STANDARD INDUSTRIAL CLASSIFICATION

BUSINESS ACTIVITY REPORTED IN OCTOBER, 1999

LOCATION : 22-503

ESTANCIA

SIC CODE		NO. TAX RETURNS	TOTAL REPORTED GROSS RECEIPTS	TAXABLE GROSS RECEIPTS	REPORTED TAX DUE
TOT-	TOTAL FOR ALL INDUSTRIES IN THIS LOCATION	118	739,381	632,324	38,098.70
TEL-	INTERSTATE TELECOMMUNICATIONS	14	4,678	4,656	197.87

* MONTHLY *
* EDITED *

ANALYSIS OF GROSS RECEIPTS TAX BY STANDARD INDUSTRIAL CLASSIFICATION

BUSINESS ACTIVITY REPORTED IN OCTOBER, 1999

LOCATION : 22-022 RMDR TORRANCE CNTY

SIC CODE		NO. TAX RETURNS	TOTAL REPORTED GROSS RECEIPTS	TAXABLE GROSS RECEIPTS	REPORTED TAX DUE
0100 AGRI	AGRICULTURAL PRODUCTION TOT. AGRICULTURE				
1389 1400 MINE	OIL AND GAS FIELD SERVICES, EXCEPT DRILLING NONMETALLIC MINERALS, EXCEPT FUELS AND POTASH TOT. MINING				
1500 1610 1620 1700 CONS	GENERAL BUILDING CONTRACTORS HIGHWAY CONTRACTORS NON-BUILDING HEAVY CONTRACTORS, EXCEPT HIGHWAY SPECIAL TRADE CONTRACTORS TOT. CONTRACT CONSTRUCTION	13 34 50	240,199 548,035 855,568	213,675 517,926 798,800	12,152.76 29,457.03 45,431.71
2700 3200 3600 3900 MFG-	PRINTING AND PUBLISHING STONE, CLAY, GLASS, AND CONCRETE PRODUCTS ELECTRICAL MACHINERY, EQUIPMENT AND SUPPLIES MISCELLANEOUS MANUFACTURING TOT. MANUFACTURING	6 10	9,515 530,732	8,881 508,397	505.14 28,915.08
4100 4200 4810 4900 TCU-	LOCAL AND HIGHWAY PASSENGER TRANSPORTATION MOTOR FREIGHT TRANS., WAREHOUSING, TRANS. SERVICES TELEPHONE AND TELEGRAPH COMMUNICATIONS ELECTRIC WATER AND SANITARY SERVICE UTILITIES TOT. TRANSPORTATION, COMMUNICATIONS AND UTILITIES	4 5 10 4 23	148,681 184,290 205,348 19,000 557,319	148,681 16,255 204,985 19,000 388,921	8,456.24 924.50 11,648.01 1,080.63 22,109.38
5070 5090 WHSL	HARDWARE, PLUMBING AND HEATING EQUIP. AND SUPPLIES MISCELLANEOUS WHOLESALERS TOT. WHOLESALE TRADE	11	134,160	39,480	2,245.44
5200 5300 5310 5400 5510 5540 5592 5700 5813 5990 RETL	BUILDING MATERIALS GENERAL MERCHANDISE, EXCEPT DEPARTMENT STORES DEPARTMENT STORES RETAIL FOOD STORES MOTOR VEHICLE DEALERS GASOLINE SERVICE STATIONS MOBILE HOME DEALERS FURNITURE, HOME FURNISHINGS AND APPLIANCE STORES LIQUOR DISPENSERS - BY THE DRINK MISCELLANEOUS RETAILERS TOT. RETAIL TRADE	5 3 3 53	8,352 337,665 170,495 577,896 1,602,268	8,352 337,665 166,513 277,902 1,288,139	474.99 19,204.70 9,470.45 15,782.42 73,239.66
6100 6510 FIRE	CREDIT AGENCIES, EXCEPT BANKS AND S-AND-L ASSOC. REAL EST. OPER-LESR-AGT., ETC., AND TITLE ABSTRACT TOT. FINANCE, INSURANCE AND REAL ESTATE	9	44,172	43,522	2,475.31

TAXATION AND REVENUE DEPARTMENT
STATE OF NEW MEXICO
COMBINED REVENUE SYSTEM* MONTHLY *
* EDITED *

ANALYSIS OF GROSS RECEIPTS TAX BY STANDARD INDUSTRIAL CLASSIFICATION

BUSINESS ACTIVITY REPORTED IN OCTOBER, 1999

LOCATION : 22-022 RMDR TORRANCE CNTY

SIC CODE		NO. TAX RETURNS	TOTAL REPORTED GROSS RECEIPTS	TAXABLE GROSS RECEIPTS	REPORTED TAX DUE
7000	HOTELS, MOTELS, TRAILER PARKS AND OTHER LODGING				
7200	PERSONAL SERVICES	5	20,290	20,290	1,153.99
7300	MISCELLANEOUS BUSINESS SERVICES	34	96,152	40,768	2,318.65
7500	AUTOMOBILE RENTAL, REPAIR AND OTHER SERVICES	3	7,483	5,170	294.04
7600	MISCELLANEOUS REPAIR SERVICES				
7900	AMUSEMENT AND RECREATION SERVICES				
8010	PHYSICIANS, DENTISTS AND OTHERS	5	24,502	24,502	1,393.53
8060	HOSPITALS AND OTHER HEALTH SERVICES				
8900	MISCELLANEOUS SERVICES	40	2,948,488	2,862,832	162,823.64
8910	ENGINEERING AND ARCHITECTURAL SERVICES	3	44,327	32,357	1,840.29
SERV	TOT. SERVICES	96	3,172,282	3,013,867	171,413.76
TOT-	TOTAL FOR ALL INDUSTRIES IN THIS LOCATION	257	6,942,945	6,102,455	347,043.45
TEL-	INTERSTATE TELECOMMUNICATIONS	5	24,719	24,719	1,050.54

* MONTHLY *

ANALYSIS OF GROSS RECEIPTS TAX BY STANDARD INDUSTRIAL CLASSIFICATION

* EDITED *

BUSINESS ACTIVITY REPORTED IN OCTOBER, 1999

LOCATION : 18-128

CLAYTON

SIC CODE		NO. TAX RETURNS	TOTAL REPORTED GROSS RECEIPTS	TAXABLE GROSS RECEIPTS	REPORTED TAX DUE
0100	AGRICULTURAL PRODUCTION				
AGRI	TOT. AGRICULTURE				
1500	GENERAL BUILDING CONTRACTORS				
1610	HIGHWAY CONTRACTORS				
1620	NON-BUILDING HEAVY CONTRACTORS, EXCEPT HIGHWAY				
1700	SPECIAL TRADE CONTRACTORS	9	930,386	59,409	3,675.92
CONS	TOT. CONTRACT CONSTRUCTION	16	2,280,345	1,408,980	87,180.67
2700	PRINTING AND PUBLISHING	3	100,771	47,532	2,941.01
3600	ELECTRICAL MACHINERY, EQUIPMENT AND SUPPLIES				
3700	TRANSPORTATION EQUIPMENT				
MFG-	TOT. MANUFACTURING	6	102,411	49,172	3,042.50
4100	LOCAL AND HIGHWAY PASSENGER TRANSPORTATION				
4200	MOTOR FREIGHT TRANS., WAREHOUSING, TRANS. SERVICES	3	28,990	28,963	1,792.08
4810	TELEPHONE AND TELEGRAPH COMMUNICATIONS	12	88,064	77,395	4,787.77
4830	RADIO AND TELEVISION BROADCASTING				
4900	ELECTRIC WATER AND SANITARY SERVICE UTILITIES				
4920	GAS UTILITIES				
TCU-	TOT. TRANSPORTATION, COMMUNICATIONS AND UTILITIES	22	344,723	295,519	18,284.24
5070	HARDWARE, PLUMBING AND HEATING EQUIP. AND SUPPLIES				
5090	MISCELLANEOUS WHOLESALE				
5092	PETROLEUM AND PETROLEUM PRODUCTS				
WHSL	TOT. WHOLESALE TRADE	11	57,864	24,903	1,540.87
5200	BUILDING MATERIALS	4	220,510	62,064	3,840.19
5251	HARDWARE STORES				
5300	GENERAL MERCHANDISE, EXCEPT DEPARTMENT STORES	7	93,476	92,448	5,720.23
5310	DEPARTMENT STORES				
5400	RETAIL FOOD STORES	4	480,755	448,138	27,728.55
5540	GASOLINE SERVICE STATIONS	4	62,444	59,877	3,704.86
5599	MISCELLANEOUS VEHICLE AND AUTO ACCESSORY DEALERS				
5600	APPAREL AND ACCESSORY STORES	6	38,279	38,279	2,368.50
5800	EATING AND DRINKING PLACES	5	160,667	160,620	9,938.38
5910	DRUG AND PROPRIETARY STORES	4	178,000	17,957	1,111.09
5920	PACKAGE LIQUOR STORES	3	134,006	134,006	8,291.64
5990	MISCELLANEOUS RETAILERS	32	177,753	128,177	7,901.27
RETL	TOT. RETAIL TRADE	73	1,637,323	1,223,246	75,658.65
6000	BANKS				
6300	INSURANCE AGENTS, CARRIERS, BROKERS AND SERVICES				

* MONTHLY *
* EDITED *

ANALYSIS OF GROSS RECEIPTS TAX BY STANDARD INDUSTRIAL CLASSIFICATION

BUSINESS ACTIVITY REPORTED IN OCTOBER, 1999

LOCATION : 18-128

CLAYTON

SIC CODE		NO. TAX RETURNS	TOTAL REPORTED GROSS RECEIPTS	TAXABLE GROSS RECEIPTS	REPORTED TAX DUE
6510	REAL EST. OPER-LESR-AGT., ETC., AND TITLE ABSTRACT	3	13,372	10,356	640.79
FIRE	TOT. FINANCE, INSURANCE AND REAL ESTATE	8	191,521	110,356	6,828.28
7000	HOTELS, MOTELS, TRAILER PARKS AND OTHER LODGING	8	220,172	215,544	13,336.78
7200	PERSONAL SERVICES	11	30,221	30,221	1,869.93
7300	MISCELLANEOUS BUSINESS SERVICES	8	203,281	183,185	11,334.59
7500	AUTOMOBILE RENTAL, REPAIR AND OTHER SERVICES	3	4,633	4,322	267.41
7600	MISCELLANEOUS REPAIR SERVICES	7	29,446	26,335	1,629.52
7800	MOTION PICTURE THEATERS AND PRODUCTION				
8010	PHYSICIANS, DENTISTS AND OTHERS	11	355,002	238,014	14,727.10
8100	LEGAL SERVICES				
8900	MISCELLANEOUS SERVICES	29	94,774	77,091	4,769.99
SERV	TOT. SERVICES	80	988,619	825,237	51,061.61
9100	FEDERAL GOVERNMENT - ALL OTHER				
9393	LOCAL GOVERNMENT - MUNICIPALITIES				
9396	LOCAL GOVERNMENT - SPECIAL DISTRICTS AND OTHER				
GOVT	TOT. GOVERNMENT				
TOT-	TOTAL FOR ALL INDUSTRIES IN THIS LOCATION	221	5,691,457	4,026,066	249,082.13
TEL-	INTERSTATE TELECOMMUNICATIONS	5	59,212	59,212	2,516.51

* MONTHLY *

ANALYSIS OF GROSS RECEIPTS TAX BY STANDARD INDUSTRIAL CLASSIFICATION

* EDITED *

BUSINESS ACTIVITY REPORTED IN OCTOBER, 1999

LOCATION : 18-224

DES MOINES

SIC CODE		NO. TAX RETURNS	TOTAL REPORTED GROSS RECEIPTS	TAXABLE GROSS RECEIPTS	REPORTED TAX DUE
1700	SPECIAL TRADE CONTRACTORS				
CONS	TOT. CONTRACT CONSTRUCTION				
4810	TELEPHONE AND TELEGRAPH COMMUNICATIONS				
4900	ELECTRIC WATER AND SANITARY SERVICE UTILITIES				
4920	GAS UTILITIES				
TCU-	TOT. TRANSPORTATION, COMMUNICATIONS AND UTILITIES	10	75,231	46,365	2,868.80
5300	GENERAL MERCHANDISE, EXCEPT DEPARTMENT STORES	3	9,876	8,702	538.42
5990	MISCELLANEOUS RETAILERS	9	14,617	12,798	784.00
RETL	TOT. RETAIL TRADE	12	24,493	21,499	1,322.42
6000	BANKS				
6300	INSURANCE AGENTS, CARRIERS, BROKERS AND SERVICES				
FIRE	TOT. FINANCE, INSURANCE AND REAL ESTATE				
7300	MISCELLANEOUS BUSINESS SERVICES	3	2,135	1,766	109.25
8900	MISCELLANEOUS SERVICES	4	33,481	36,729	2,249.81
SERV	TOT. SERVICES	7	35,616	38,494	2,359.06
TOT-	TOTAL FOR ALL INDUSTRIES IN THIS LOCATION	32	138,185	108,733	6,697.21
TEL-	INTERSTATE TELECOMMUNICATIONS	1	34	28	1.17

* MONTHLY *

ANALYSIS OF GROSS RECEIPTS TAX BY STANDARD INDUSTRIAL CLASSIFICATION

* EDITED *

BUSINESS ACTIVITY REPORTED IN OCTOBER, 1999

LOCATION : 18-315 GRENVILLE

SIC CODE		NO. TAX RETURNS	TOTAL REPORTED GROSS RECEIPTS	TAXABLE GROSS RECEIPTS	REPORTED TAX DUE
4810	TELEPHONE AND TELEGRAPH COMMUNICATIONS				
4900	ELECTRIC WATER AND SANITARY SERVICE UTILITIES				
TCU-	TOT. TRANSPORTATION, COMMUNICATIONS AND UTILITIES				
5300	GENERAL MERCHANDISE, EXCEPT DEPARTMENT STORES				
5310	DEPARTMENT STORES				
5990	MISCELLANEOUS RETAILERS				
RETL	TOT. RETAIL TRADE	5	1,123	1,123	65.65
7300	MISCELLANEOUS BUSINESS SERVICES				
8900	MISCELLANEOUS SERVICES				
SERV	TOT. SERVICES				
TOT-	TOTAL FOR ALL INDUSTRIES IN THIS LOCATION	9	4,540	4,411	269.07
TEL-	INTERSTATE TELECOMMUNICATIONS	1	8	8	0.34

* MONTHLY *
* EDITED *

ANALYSIS OF GROSS RECEIPTS TAX BY STANDARD INDUSTRIAL CLASSIFICATION

BUSINESS ACTIVITY REPORTED IN OCTOBER, 1999

LOCATION : 18-411

FOLSOM

SIC
CODENO. TAX
RETURNSTOTAL REPORTED
GROSS RECEIPTSTAXABLE
GROSS RECEIPTSREPORTED
TAX DUE

3600 ELECTRICAL MACHINERY, EQUIPMENT AND SUPPLIES
MFG- TOT. MANUFACTURING

4810 TELEPHONE AND TELEGRAPH COMMUNICATIONS
TCU- TOT. TRANSPORTATION, COMMUNICATIONS AND UTILITIES

5090 MISCELLANEOUS WHOLESALERS
WHSL TOT. WHOLESALE TRADE

5300 GENERAL MERCHANDISE, EXCEPT DEPARTMENT STORES
5990 MISCELLANEOUS RETAILERS
RETL TOT. RETAIL TRADE

8

1,560

1,560

87.66

7300 MISCELLANEOUS BUSINESS SERVICES
SERV TOT. SERVICES

TOT- TOTAL FOR ALL INDUSTRIES IN THIS LOCATION

13

2,949

2,932

172.56

TEL- INTERSTATE TELECOMMUNICATIONS

2

112

112

4.75

* MONTHLY *

ANALYSIS OF GROSS RECEIPTS TAX BY STANDARD INDUSTRIAL CLASSIFICATION

* EDITED *

BUSINESS ACTIVITY REPORTED IN OCTOBER, 1999

LOCATION : 18-018 RMDR UNION CNTY

SIC CODE		NO. TAX RETURNS	TOTAL REPORTED GROSS RECEIPTS	TAXABLE GROSS RECEIPTS	REPORTED TAX DUE
0700	AGRICULTURAL SERVICES	3	165,765	165,765	8,702.68
AGRI	TOT. AGRICULTURE	3	165,765	165,765	8,702.68
1610	HIGHWAY CONTRACTORS				
1700	SPECIAL TRADE CONTRACTORS				
CONS	TOT. CONTRACT CONSTRUCTION	4	157,716	87,498	4,593.62
3400	PRIMARY METAL INDUST., FABRICATED METAL PRODUCTS				
MFG-	TOT. MANUFACTURING				
4100	LOCAL AND HIGHWAY PASSENGER TRANSPORTATION	3	7,404	7,404	388.69
4200	MOTOR FREIGHT TRANS., WAREHOUSING, TRANS. SERVICES				
4810	TELEPHONE AND TELEGRAPH COMMUNICATIONS	9	33,100	31,832	1,670.38
4900	ELECTRIC WATER AND SANITARY SERVICE UTILITIES				
4920	GAS UTILITIES				
TCU-	TOT. TRANSPORTATION, COMMUNICATIONS AND UTILITIES	16	1,226,892	1,221,226	64,113.54
5090	MISCELLANEOUS WHOLESALERS				
5092	PETROLEUM AND PETROLEUM PRODUCTS				
WHSL	TOT. WHOLESALE TRADE				
5300	GENERAL MERCHANDISE, EXCEPT DEPARTMENT STORES	4	2,936	2,936	154.15
5310	DEPARTMENT STORES				
5400	RETAIL FOOD STORES				
5540	GASOLINE SERVICE STATIONS				
5600	APPAREL AND ACCESSORY STORES				
5800	EATING AND DRINKING PLACES				
5990	MISCELLANEOUS RETAILERS	17	118,414	46,535	2,436.81
RETL	TOT. RETAIL TRADE	26	158,712	86,398	4,529.63
7200	PERSONAL SERVICES				
7300	MISCELLANEOUS BUSINESS SERVICES				
7500	AUTOMOBILE RENTAL, REPAIR AND OTHER SERVICES				
7600	MISCELLANEOUS REPAIR SERVICES	7	47,171	45,546	2,391.15
8900	MISCELLANEOUS SERVICES	22	306,076	175,114	9,193.44
SERV	TOT. SERVICES	33	376,218	240,499	12,626.20
9396	LOCAL GOVERNMENT - SPECIAL DISTRICTS AND OTHER				
GOVT	TOT. GOVERNMENT				
9999	NONCLASSIFIABLE ESTABLISHMENTS - (SERVICES)				

* MONTHLY *
* EDITED *

ANALYSIS OF GROSS RECEIPTS TAX BY STANDARD INDUSTRIAL CLASSIFICATION

BUSINESS ACTIVITY REPORTED IN OCTOBER, 1999

LOCATION : 18-018 RMDR UNION CNTY

SIC CODE		NO. TAX RETURNS	TOTAL REPORTED GROSS RECEIPTS	TAXABLE GROSS RECEIPTS	REPORTED TAX DUE
TOT-	TOTAL FOR ALL INDUSTRIES IN THIS LOCATION	87	2,197,626	1,860,690	97,679.11
TEL-	INTERSTATE TELECOMMUNICATIONS	3	236	236	10.04

* MONTHLY *

ANALYSIS OF GROSS RECEIPTS TAX BY STANDARD INDUSTRIAL CLASSIFICATION

* EDITED *

BUSINESS ACTIVITY REPORTED IN OCTOBER, 1999

LOCATION : 14-129

BELEN

SIC CODE		NO. TAX RETURNS	TOTAL REPORTED GROSS RECEIPTS	TAXABLE GROSS RECEIPTS	REPORTED TAX DUE
0700	AGRICULTURAL SERVICES	3	110,295	35,406	2,301.36
AGRI	TOT. AGRICULTURE	3	110,295	35,406	2,301.36
1500	GENERAL BUILDING CONTRACTORS				
1620	NON-BUILDING HEAVY CONTRACTORS, EXCEPT HIGHWAY				
1700	SPECIAL TRADE CONTRACTORS	48	1,465,775	1,231,326	80,031.83
CONS	TOT. CONTRACT CONSTRUCTION	76	1,718,288	1,416,587	92,055.38
2400	LUMBER, WOOD AND PAPER PRODUCTS				
2700	PRINTING AND PUBLISHING				
2900	PETROLEUM REFINING AND RELATED INDUSTRIES				
3200	STONE, CLAY, GLASS, AND CONCRETE PRODUCTS				
3400	PRIMARY METAL INDUST., FABRICATED METAL PRODUCTS				
3600	ELECTRICAL MACHINERY, EQUIPMENT AND SUPPLIES	3	9,568	8,647	562.05
3670	ELECTRONIC COMPONENTS AND ACCESSORIES				
3700	TRANSPORTATION EQUIPMENT				
3900	MISCELLANEOUS MANUFACTURING	5	1,990	1,954	127.17
MFG-	TOT. MANUFACTURING	16	255,175	214,555	13,946.13
4200	MOTOR FREIGHT TRANS., WAREHOUSING, TRANS. SERVICES	5	185,824	1,722	111.96
4810	TELEPHONE AND TELEGRAPH COMMUNICATIONS	16	184,861	184,634	12,000.25
4830	RADIO AND TELEVISION BROADCASTING				
4900	ELECTRIC WATER AND SANITARY SERVICE UTILITIES				
4920	GAS UTILITIES				
TCU-	TOT. TRANSPORTATION, COMMUNICATIONS AND UTILITIES	24	714,480	469,860	30,539.94
5020	DRUGS, CHEMICALS AND ALLIED PRODUCTS				
5040	GROCERIES AND RELATED PRODUCTS	4	345,809	5,067	329.35
5070	HARDWARE, PLUMBING AND HEATING EQUIP. AND SUPPLIES				
5080	MACHINERY, EQUIPMENT AND SUPPLIES				
5090	MISCELLANEOUS WHOLESALERS	22	38,115	17,709	1,151.04
5092	PETROLEUM AND PETROLEUM PRODUCTS				
WHSL	TOT. WHOLESALE TRADE	31	505,348	88,932	5,780.54
5200	BUILDING MATERIALS	3	608,729	305,619	19,865.26
5300	GENERAL MERCHANDISE, EXCEPT DEPARTMENT STORES	8	493,401	319,329	20,756.39
5310	DEPARTMENT STORES				
5400	RETAIL FOOD STORES	7	1,225,448	1,013,028	65,846.79
5510	MOTOR VEHICLE DEALERS	5	248,211	114,500	7,442.53
5540	GASOLINE SERVICE STATIONS	6	104,993	87,758	5,660.86
5592	MOBILE HOME DEALERS	4	528,766	528,766	34,369.80
5599	MISCELLANEOUS VEHICLE AND AUTO ACCESSORY DEALERS	5	443,201	331,975	21,541.62
5600	APPAREL AND ACCESSORY STORES	6	159,332	159,332	10,356.57

* MONTHLY *

ANALYSIS OF GROSS RECEIPTS TAX BY STANDARD INDUSTRIAL CLASSIFICATION

* EDITED *

BUSINESS ACTIVITY REPORTED IN OCTOBER, 1999

LOCATION : 14-129

BELEN

SIC CODE		NO. TAX RETURNS	TOTAL REPORTED GROSS RECEIPTS	TAXABLE GROSS RECEIPTS	REPORTED TAX DUE
5700	FURNITURE, HOME FURNISHINGS AND APPLIANCE STORES				
5800	EATING AND DRINKING PLACES	22	822,204	817,773	53,155.26
5813	LIQUOR DISPENSERS - BY THE DRINK	4	120,408	120,400	7,826.03
5990	MISCELLANEOUS RETAILERS	88	7,525,794	6,486,012	421,128.98
RETL	TOT. RETAIL TRADE	161	12,427,882	10,417,371	676,587.20
6000	BANKS				
6120	SAVINGS AND LOAN ASSOCIATIONS				
6510	REAL EST. OPER-LESR-AGT., ETC., AND TITLE ABSTRACT	9	31,041	22,615	1,470.00
FIRE	TOT. FINANCE, INSURANCE AND REAL ESTATE	16	174,824	146,399	9,515.93
7000	HOTELS, MOTELS, TRAILER PARKS AND OTHER LODGING				
7200	PERSONAL SERVICES	43	153,750	150,732	9,797.01
7300	MISCELLANEOUS BUSINESS SERVICES	13	78,535	78,489	5,101.79
7500	AUTOMOBILE RENTAL, REPAIR AND OTHER SERVICES	11	264,345	253,754	16,312.13
7600	MISCELLANEOUS REPAIR SERVICES	5	36,764	27,306	1,774.86
7900	AMUSEMENT AND RECREATION SERVICES	4	9,273	9,245	600.93
8010	PHYSICIANS, DENTISTS AND OTHERS	9	148,794	137,788	8,956.26
8060	HOSPITALS AND OTHER HEALTH SERVICES	15	308,976	248,751	16,168.84
8100	LEGAL SERVICES	10	91,820	90,491	5,802.84
8200	EDUCATIONAL SERVICES				
8600	NONPROFIT MEMBERSHIP ORGANIZATIONS				
8900	MISCELLANEOUS SERVICES	85	631,672	604,111	39,116.11
8910	ENGINEERING AND ARCHITECTURAL SERVICES	3	7,284	7,284	473.48
SERV	TOT. SERVICES	202	1,810,533	1,686,281	109,195.76
TOT-	TOTAL FOR ALL INDUSTRIES IN THIS LOCATION	529	17,716,825	14,475,390	939,922.24
TEL-	INTERSTATE TELECOMMUNICATIONS	19	24,350	24,318	1,033.53

* MONTHLY *
* EDITED *

BUSINESS ACTIVITY REPORTED IN OCTOBER, 1999

LOCATION : 14-152 ALEXANDER AIRPORT

SIC CODE		NO. TAX RETURNS	TOTAL REPORTED GROSS RECEIPTS	TAXABLE GROSS RECEIPTS	REPORTED TAX DUE
4810	TELEPHONE AND TELEGRAPH COMMUNICATIONS				
TCU-	TOT. TRANSPORTATION, COMMUNICATIONS AND UTILITIES				
TOT-	TOTAL FOR ALL INDUSTRIES IN THIS LOCATION	1	5,435	5,435	271.76
TEL-	INTERSTATE TELECOMMUNICATIONS	1	0	0	0.00

* MONTHLY *

ANALYSIS OF GROSS RECEIPTS TAX BY STANDARD INDUSTRIAL CLASSIFICATION

* EDITED *

BUSINESS ACTIVITY REPORTED IN OCTOBER, 1999

LOCATION : 14-225

GRANTS (V.)

SIC
CODENO. TAX
RETURNSTOTAL REPORTED
GROSS RECEIPTSTAXABLE
GROSS RECEIPTSREPORTED
TAX DUE

* MONTHLY *

ANALYSIS OF GROSS RECEIPTS TAX BY STANDARD INDUSTRIAL CLASSIFICATION

* EDITED *

BUSINESS ACTIVITY REPORTED IN OCTOBER, 1999

LOCATION : 14-316

LOS LUNAS

SIC CODE		NO. TAX RETURNS	TOTAL REPORTED GROSS RECEIPTS	TAXABLE GROSS RECEIPTS	REPORTED TAX DUE
1500	GENERAL BUILDING CONTRACTORS	45	1,934,573	1,382,837	88,155.86
1610	HIGHWAY CONTRACTORS				
1620	NON-BUILDING HEAVY CONTRACTORS, EXCEPT HIGHWAY				
1700	SPECIAL TRADE CONTRACTORS	70	1,324,617	178,030	11,340.32
CONS	TOT. CONTRACT CONSTRUCTION	119	3,455,337	1,757,014	112,000.57
2010	MEAT PACKING AND OTHER MEAT PRODUCTS				
2400	LUMBER, WOOD AND PAPER PRODUCTS				
2700	PRINTING AND PUBLISHING				
2900	PETROLEUM REFINING AND RELATED INDUSTRIES				
3200	STONE, CLAY, GLASS, AND CONCRETE PRODUCTS				
3400	PRIMARY METAL INDUST., FABRICATED METAL PRODUCTS				
3600	ELECTRICAL MACHINERY, EQUIPMENT AND SUPPLIES	4	131,245	125,809	8,020.32
3700	TRANSPORTATION EQUIPMENT				
3900	MISCELLANEOUS MANUFACTURING	17	282,676	62,386	3,977.11
MFG-	TOT. MANUFACTURING	31	857,522	503,721	32,112.21
4000	RAILROAD TRANSPORTATION				
4200	MOTOR FREIGHT TRANS., WAREHOUSING, TRANS. SERVICES	4	103,954	32,931	2,099.35
4810	TELEPHONE AND TELEGRAPH COMMUNICATIONS	18	185,847	185,064	11,797.69
4900	ELECTRIC WATER AND SANITARY SERVICE UTILITIES				
4920	GAS UTILITIES				
TCU-	TOT. TRANSPORTATION, COMMUNICATIONS AND UTILITIES	25	720,087	553,504	35,285.76
5010	MOTOR VEHICLES AND AUTOMOTIVE EQUIPMENT				
5020	DRUGS, CHEMICALS AND ALLIED PRODUCTS				
5040	GROCERIES AND RELATED PRODUCTS	4	2,375	2,355	150.14
5080	MACHINERY, EQUIPMENT AND SUPPLIES	5	556,798	12,832	818.01
5090	MISCELLANEOUS WHOLESALERS	29	1,017,592	440,959	28,111.16
5092	PETROLEUM AND PETROLEUM PRODUCTS				
WHSL	TOT. WHOLESALE TRADE	42	1,625,698	505,079	32,198.80
5200	BUILDING MATERIALS				
5300	GENERAL MERCHANDISE, EXCEPT DEPARTMENT STORES	7	155,572	136,032	8,672.04
5310	DEPARTMENT STORES				
5400	RETAIL FOOD STORES	8	3,379,856	3,016,269	192,287.12
5510	MOTOR VEHICLE DEALERS				
5540	GASOLINE SERVICE STATIONS	6	342,853	317,625	20,248.56
5592	MOBILE HOME DEALERS				
5599	MISCELLANEOUS VEHICLE AND AUTO ACCESSORY DEALERS	4	389,014	315,686	20,124.99
5600	APPAREL AND ACCESSORY STORES	3	225,317	224,512	14,312.67
5700	FURNITURE, HOME FURNISHINGS AND APPLIANCE STORES	3	134,865	76,426	4,872.12

* MONTHLY *

ANALYSIS OF GROSS RECEIPTS TAX BY STANDARD INDUSTRIAL CLASSIFICATION

* EDITED *

BUSINESS ACTIVITY REPORTED IN OCTOBER, 1999

LOCATION : 14-316

LOS LUNAS

SIC CODE		NO. TAX RETURNS	TOTAL REPORTED GROSS RECEIPTS	TAXABLE GROSS RECEIPTS	REPORTED TAX DUE
5800	EATING AND DRINKING PLACES	30	1,310,444	1,310,331	83,533.61
5813	LIQUOR DISPENSERS - BY THE DRINK	4	64,620	64,620	4,119.54
5910	DRUG AND PROPRIETARY STORES				
5990	MISCELLANEOUS RETAILERS	83	763,558	547,786	34,094.23
RETL	TOT. RETAIL TRADE	154	7,918,548	6,794,079	432,295.42
6000	BANKS	7	171,285	138,992	8,860.75
6100	CREDIT AGENCIES, EXCEPT BANKS AND S-AND-L ASSOC.				
6200	SECUTY. AND COMDTY. BROKERS, DELRS., EXCGS., SERV.				
6300	INSURANCE AGENTS, CARRIERS, BROKERS AND SERVICES				
6510	REAL EST. OPER-LESR-AGT., ETC., AND TITLE ABSTRACT	14	168,714	100,021	6,376.38
FIRE	TOT. FINANCE, INSURANCE AND REAL ESTATE	25	354,233	253,248	16,144.55
7000	HOTELS, MOTELS, TRAILER PARKS AND OTHER LODGING				
7200	PERSONAL SERVICES	42	165,336	165,336	10,540.16
7300	MISCELLANEOUS BUSINESS SERVICES	24	165,093	153,457	9,782.86
7500	AUTOMOBILE RENTAL, REPAIR AND OTHER SERVICES	23	821,113	813,388	51,849.45
7600	MISCELLANEOUS REPAIR SERVICES	12	77,419	55,456	3,535.36
7800	MOTION PICTURE THEATERS AND PRODUCTION				
8010	PHYSICIANS, DENTISTS AND OTHERS	19	751,201	741,035	47,241.00
8060	HOSPITALS AND OTHER HEALTH SERVICES	9	154,793	154,578	9,854.34
8100	LEGAL SERVICES	16	250,668	250,668	15,980.08
8200	EDUCATIONAL SERVICES				
8900	MISCELLANEOUS SERVICES	132	1,320,235	855,407	54,462.83
8910	ENGINEERING AND ARCHITECTURAL SERVICES	3	31,034	31,034	1,978.39
SERV	TOT. SERVICES	285	3,931,309	3,256,881	207,552.80
TOT-	TOTAL FOR ALL INDUSTRIES IN THIS LOCATION	681	18,862,735	13,623,526	867,590.11
TEL-	INTERSTATE TELECOMMUNICATIONS	20	40,201	40,110	1,704.70

TAXATION AND REVENUE DEPARTMENT
STATE OF NEW MEXICO
COMBINED REVENUE SYSTEM* MONTHLY *
* EDITED *

ANALYSIS OF GROSS RECEIPTS TAX BY STANDARD INDUSTRIAL CLASSIFICATION

BUSINESS ACTIVITY REPORTED IN OCTOBER, 1999

LOCATION : 14-412

MILAN (V.)

SIC
CODENO. TAX
RETURNSTOTAL REPORTED
GROSS RECEIPTSTAXABLE
GROSS RECEIPTSREPORTED
TAX DUE

TAXATION AND REVENUE DEPARTMENT
STATE OF NEW MEXICO
COMBINED REVENUE SYSTEM* MONTHLY *
* EDITED *

ANALYSIS OF GROSS RECEIPTS TAX BY STANDARD INDUSTRIAL CLASSIFICATION

BUSINESS ACTIVITY REPORTED IN OCTOBER, 1999

LOCATION : 14-505 BOSQUE FARMS

SIC CODE		NO. TAX RETURNS	TOTAL REPORTED GROSS RECEIPTS	TAXABLE GROSS RECEIPTS	REPORTED TAX DUE
0100	AGRICULTURAL PRODUCTION				
AGRI	TOT. AGRICULTURE				
1500	GENERAL BUILDING CONTRACTORS	6	88,162	80,162	5,110.33
1700	SPECIAL TRADE CONTRACTORS	18	113,193	89,964	5,734.43
CONS	TOT. CONTRACT CONSTRUCTION	24	201,355	170,126	10,844.76
2300	APPAREL AND TEXTILE MILL PRODUCTS				
2700	PRINTING AND PUBLISHING				
3600	ELECTRICAL MACHINERY, EQUIPMENT AND SUPPLIES	3	1,808	1,808	115.29
3700	TRANSPORTATION EQUIPMENT				
3900	MISCELLANEOUS MANUFACTURING	5	63,146	1,374	87.59
MFG-	TOT. MANUFACTURING	12	98,062	29,876	1,904.59
4810	TELEPHONE AND TELEGRAPH COMMUNICATIONS				
4900	ELECTRIC WATER AND SANITARY SERVICE UTILITIES				
4920	GAS UTILITIES				
TCU-	TOT. TRANSPORTATION, COMMUNICATIONS AND UTILITIES				
5010	MOTOR VEHICLES AND AUTOMOTIVE EQUIPMENT				
5040	GROCERIES AND RELATED PRODUCTS				
5070	HARDWARE, PLUMBING AND HEATING EQUIP. AND SUPPLIES				
5080	MACHINERY, EQUIPMENT AND SUPPLIES				
5090	MISCELLANEOUS WHOLESALESAERS	14	58,210	31,089	1,981.94
WHSL	TOT. WHOLESALE TRADE	19	73,241	39,710	2,531.53
5200	BUILDING MATERIALS				
5300	GENERAL MERCHANDISE, EXCEPT DEPARTMENT STORES	6	15,987	15,987	1,019.20
5400	RETAIL FOOD STORES	3	15,616	7,736	493.17
5540	GASOLINE SERVICE STATIONS				
5600	APPAREL AND ACCESSORY STORES				
5800	EATING AND DRINKING PLACES	9	212,256	212,233	13,529.82
5813	LIQUOR DISPENSERS - BY THE DRINK				
5990	MISCELLANEOUS RETAILERS	45	1,145,300	187,920	11,891.71
RETL	TOT. RETAIL TRADE	70	1,593,944	612,727	38,973.14
6000	BANKS				
6100	CREDIT AGENCIES, EXCEPT BANKS AND S-AND-L ASSOC.				
6510	REAL EST. OPER-LESR-AGT., ETC., AND TITLE ABSTRACT	14	63,574	63,574	4,052.86
FIRE	TOT. FINANCE, INSURANCE AND REAL ESTATE	17	103,424	97,955	6,244.63
7200	PERSONAL SERVICES	4	8,460	8,460	535.31
7300	MISCELLANEOUS BUSINESS SERVICES	10	67,019	63,484	4,047.14

* MONTHLY *
* EDITED *

ANALYSIS OF GROSS RECEIPTS TAX BY STANDARD INDUSTRIAL CLASSIFICATION

BUSINESS ACTIVITY REPORTED IN OCTOBER, 1999

LOCATION : 14-505 BOSQUE FARMS

SIC CODE		NO. TAX RETURNS	TOTAL REPORTED GROSS RECEIPTS	TAXABLE GROSS RECEIPTS	REPORTED TAX DUE
7500	AUTOMOBILE RENTAL, REPAIR AND OTHER SERVICES	5	17,335	12,999	828.68
7600	MISCELLANEOUS REPAIR SERVICES				
8010	PHYSICIANS, DENTISTS AND OTHERS	3	67,361	67,361	4,294.23
8200	EDUCATIONAL SERVICES				
8900	MISCELLANEOUS SERVICES	34	177,436	112,674	7,189.48
SERV	TOT. SERVICES	60	352,089	275,981	17,596.29
TOT-	TOTAL FOR ALL INDUSTRIES IN THIS LOCATION	214	2,672,154	1,467,881	93,475.18
TEL-	INTERSTATE TELECOMMUNICATIONS	8	17,753	17,753	754.50

* MONTHLY *

ANALYSIS OF GROSS RECEIPTS TAX BY STANDARD INDUSTRIAL CLASSIFICATION

* EDITED *

BUSINESS ACTIVITY REPORTED IN OCTOBER, 1999

LOCATION : 14-014 RMDR VALENCIA CNTY

SIC CODE		NO. TAX RETURNS	TOTAL REPORTED GROSS RECEIPTS	TAXABLE GROSS RECEIPTS	REPORTED TAX DUE
0100	AGRICULTURAL PRODUCTION				
0700	AGRICULTURAL SERVICES				
AGRI	TOT. AGRICULTURE	4	26,190	22,500	1,307.85
1500	GENERAL BUILDING CONTRACTORS	50	1,964,027	1,595,882	92,760.61
1610	HIGHWAY CONTRACTORS	5	1,149,750	1,009,133	58,655.88
1620	NON-BUILDING HEAVY CONTRACTORS, EXCEPT HIGHWAY	3	71,310	20,044	1,165.03
1700	SPECIAL TRADE CONTRACTORS	78	1,412,991	695,830	40,418.11
CONS	TOT. CONTRACT CONSTRUCTION	136	4,598,079	3,320,888	192,999.63
2000	FOOD AND KINDRED PRODUCTS, EXCEPT MEAT PRODUCTS	4	43,631	3,978	231.25
2010	MEAT PACKING AND OTHER MEAT PRODUCTS				
2400	LUMBER, WOOD AND PAPER PRODUCTS				
2900	PETROLEUM REFINING AND RELATED INDUSTRIES				
3200	STONE, CLAY, GLASS, AND CONCRETE PRODUCTS				
3400	PRIMARY METAL INDUST., FABRICATED METAL PRODUCTS	4	49,332	20,422	1,187.03
3500	MACHINERY, EXCEPT ELECTRICAL				
3600	ELECTRICAL MACHINERY, EQUIPMENT AND SUPPLIES				
3670	ELECTRONIC COMPONENTS AND ACCESSORIES				
3900	MISCELLANEOUS MANUFACTURING	30	846,327	126,157	7,326.35
MFG-	TOT. MANUFACTURING	46	1,220,003	412,862	23,991.04
4000	RAILROAD TRANSPORTATION				
4100	LOCAL AND HIGHWAY PASSENGER TRANSPORTATION				
4200	MOTOR FREIGHT TRANS., WAREHOUSING, TRANS. SERVICES				
4810	TELEPHONE AND TELEGRAPH COMMUNICATIONS	12	619,792	619,792	35,996.12
4900	ELECTRIC WATER AND SANITARY SERVICE UTILITIES	7	1,414,057	1,254,044	72,891.29
4920	GAS UTILITIES				
TCU-	TOT. TRANSPORTATION, COMMUNICATIONS AND UTILITIES	24	2,279,984	2,070,351	120,309.88
5020	DRUGS, CHEMICALS AND ALLIED PRODUCTS				
5040	GROCERIES AND RELATED PRODUCTS				
5060	ELECTRICAL GOODS AND HOUSEHOLD APPLIANCES				
5090	MISCELLANEOUS WHOLESALERS	24	1,068,006	165,642	9,627.94
WHSL	TOT. WHOLESALE TRADE	30	1,265,062	313,721	18,235.02
5300	GENERAL MERCHANDISE, EXCEPT DEPARTMENT STORES	6	20,257	20,257	1,177.41
5310	DEPARTMENT STORES				
5400	RETAIL FOOD STORES	8	325,127	307,736	17,887.17
5510	MOTOR VEHICLE DEALERS				
5540	GASOLINE SERVICE STATIONS				
5599	MISCELLANEOUS VEHICLE AND AUTO ACCESSORY DEALERS				
5600	APPAREL AND ACCESSORY STORES				

* MONTHLY *

ANALYSIS OF GROSS RECEIPTS TAX BY STANDARD INDUSTRIAL CLASSIFICATION

* EDITED *

BUSINESS ACTIVITY REPORTED IN OCTOBER, 1999

LOCATION : 14-014 RMDR VALENCIA CNTY

SIC CODE		NO. TAX RETURNS	TOTAL REPORTED GROSS RECEIPTS	TAXABLE GROSS RECEIPTS	REPORTED TAX DUE
5700	FURNITURE, HOME FURNISHINGS AND APPLIANCE STORES				
5800	EATING AND DRINKING PLACES	4	20,508	16,860	980.01
5813	LIQUOR DISPENSERS - BY THE DRINK				
5990	MISCELLANEOUS RETAILERS	96	1,780,418	823,685	47,789.12
RETL	TOT. RETAIL TRADE	125	2,271,553	1,279,890	74,306.02
6000	BANKS	3	1,149	1,103	64.12
6300	INSURANCE AGENTS, CARRIERS, BROKERS AND SERVICES				
6510	REAL EST. OPER-LESR-AGT., ETC., AND TITLE ABSTRACT	17	218,571	206,019	11,971.36
6550	REAL ESTATE SUBDIVIDERS AND DEVELOPERS				
FIRE	TOT. FINANCE, INSURANCE AND REAL ESTATE	23	745,307	436,149	25,347.68
7200	PERSONAL SERVICES	28	90,510	64,784	3,765.59
7300	MISCELLANEOUS BUSINESS SERVICES	36	163,165	128,137	7,414.20
7500	AUTOMOBILE RENTAL, REPAIR AND OTHER SERVICES	21	107,728	138,764	8,065.62
7600	MISCELLANEOUS REPAIR SERVICES	19	226,457	212,988	12,379.93
7900	AMUSEMENT AND RECREATION SERVICES				
8010	PHYSICIANS, DENTISTS AND OTHERS	6	85,458	85,047	4,943.35
8080	HOSPITALS AND OTHER HEALTH SERVICES				
8100	LEGAL SERVICES	5	26,995	26,995	1,569.06
8200	EDUCATIONAL SERVICES				
8600	NONPROFIT MEMBERSHIP ORGANIZATIONS				
8900	MISCELLANEOUS SERVICES	113	1,293,525	936,050	54,407.03
8910	ENGINEERING AND ARCHITECTURAL SERVICES	3	15,088	13,703	796.49
SERV	TOT. SERVICES	238	2,024,732	1,622,267	94,259.58
9999	NONCLASSIFIABLE ESTABLISHMENTS - (SERVICES)	4	21,983	11,848	688.66
TOT-	TOTAL FOR ALL INDUSTRIES IN THIS LOCATION	630	14,452,893	9,490,477	551,445.36
TEL-	INTERSTATE TELECOMMUNICATIONS	6	107,520	107,520	4,569.59

* MONTHLY *
* EDITED *

ANALYSIS OF GROSS RECEIPTS TAX BY STANDARD INDUSTRIAL CLASSIFICATION

BUSINESS ACTIVITY REPORTED IN OCTOBER, 1999

LOCATION : 77-777 R & D SERVICES

SIC CODE		NO. TAX RETURNS	TOTAL REPORTED GROSS RECEIPTS	TAXABLE GROSS RECEIPTS	REPORTED TAX DUE
1500 CONS	GENERAL BUILDING CONTRACTORS TOT. CONTRACT CONSTRUCTION				
3800 MFG-	PROF., SCIENTIF., OPTIC., OTHER PRECIS. INSTRUMTS. TOT. MANUFACTURING				
5700 5990 RETL	FURNITURE, HOME FURNISHINGS AND APPLIANCE STORES MISCELLANEOUS RETAILERS TOT. RETAIL TRADE	5	283,797	56,392	2,819.58
7300 7391 8200 8900 8910 SERV	MISCELLANEOUS BUSINESS SERVICES COMMERCIAL RESEARCH AND DEVELOPMENT LABORATORIES EDUCATIONAL SERVICES MISCELLANEOUS SERVICES ENGINEERING AND ARCHITECTURAL SERVICES TOT. SERVICES	11 5 11 31	1,058,919 438,838 453,298 2,704,774	302,934 438,838 453,248 1,948,740	15,146.69 21,941.88 22,662.40 97,436.98
TOT-	TOTAL FOR ALL INDUSTRIES IN THIS LOCATION	41	3,199,202	2,184,335	109,216.73

* MONTHLY *

ANALYSIS OF GROSS RECEIPTS TAX BY STANDARD INDUSTRIAL CLASSIFICATION

* EDITED *

BUSINESS ACTIVITY REPORTED IN OCTOBER, 1999

LOCATION : 88-888

OUT-OF-STATE

SIC CODE		NO. TAX RETURNS	TOTAL REPORTED GROSS RECEIPTS	TAXABLE GROSS RECEIPTS	REPORTED TAX DUE
0700	AGRICULTURAL SERVICES	3	200,095	17,604	880.21
AGRI	TOT. AGRICULTURE	3	200,095	17,604	880.21
1000	METAL MINING, EXCEPT COPPER, URANIUM, MOLYBDENUM	0	108,531-	544-	27.19-
1310	CRUDE PETROL., NATURAL GAS, NATURAL GAS LIQUIDS				
1381	OIL AND GAS WELL DRILLING	6	350,340	48,363-	2,418.16-
1389	OIL AND GAS FIELD SERVICES, EXCEPT DRILLING	40	2,083,906	1,841,955	92,097.76
1474	POTASH				
MINE	TOT. MINING	50	20,160,534	3,055,630	152,781.49
1500	GENERAL BUILDING CONTRACTORS				
1610	HIGHWAY CONTRACTORS				
1620	NON-BUILDING HEAVY CONTRACTORS, EXCEPT HIGHWAY				
1700	SPECIAL TRADE CONTRACTORS	69	3,238,341	1,835,287	91,764.35
CONS	TOT. CONTRACT CONSTRUCTION	99	4,879,301	2,719,302	135,965.12
2000	FOOD AND KINDRED PRODUCTS, EXCEPT MEAT PRODUCTS				
2300	APPAREL AND TEXTILE MILL PRODUCTS				
2400	LUMBER, WOOD AND PAPER PRODUCTS	3	20,387	0	0.00
2700	PRINTING AND PUBLISHING	15	1,174,566	604,226	30,211.32
2800	CHEMICALS AND ALLIED PRODUCTS	12	456,396	167,920	8,396.02
2900	PETROLEUM REFINING AND RELATED INDUSTRIES				
3200	STONE, CLAY, GLASS, AND CONCRETE PRODUCTS	18	1,346,213	161,658	8,082.89
3400	PRIMARY METAL INDUST., FABRICATED METAL PRODUCTS	15	2,614,652	934,083	46,704.17
3500	MACHINERY, EXCEPT ELECTRICAL	9	474,248	260,690	13,034.52
3600	ELECTRICAL MACHINERY, EQUIPMENT AND SUPPLIES	11	2,399,346	704,985	35,249.26
3670	ELECTRONIC COMPONENTS AND ACCESSORIES	5	415,598	46,850	2,342.49
3700	TRANSPORTATION EQUIPMENT	4	178,919	0	0.00
3800	PROF., SCIENTIF., OPTIC., OTHER PRECIS. INSTRUMTS.	4	1,081,813	85,050	4,252.51
3900	MISCELLANEOUS MANUFACTURING	108	22,551,823	3,859,574	192,978.75
MFG-	TOT. MANUFACTURING	209	32,933,686	6,831,901	341,595.10
4000	RAILROAD TRANSPORTATION				
4100	LOCAL AND HIGHWAY PASSENGER TRANSPORTATION	3	194,771	193,540	9,677.02
4200	MOTOR FREIGHT TRANS., WAREHOUSING, TRANS. SERVICES	21	7,999,826	576,312	28,815.62
4500	AIR TRANSPORTATION				
4810	TELEPHONE AND TELEGRAPH COMMUNICATIONS	21	3,416,589	3,416,589	170,829.48
4830	RADIO AND TELEVISION BROADCASTING	5	878,092	878,092	43,904.62
4900	ELECTRIC WATER AND SANITARY SERVICE UTILITIES				
4920	GAS UTILITIES	3	343,054	214,220	10,710.99
TCU-	TOT. TRANSPORTATION, COMMUNICATIONS AND UTILITIES	57	13,737,531	5,325,046	266,252.32
5010	MOTOR VEHICLES AND AUTOMOTIVE EQUIPMENT	25	4,774,480	341,005	17,050.26
5020	DRUGS, CHEMICALS AND ALLIED PRODUCTS	42	21,347,763	1,573,297	78,664.87

* MONTHLY *

ANALYSIS OF GROSS RECEIPTS TAX BY STANDARD INDUSTRIAL CLASSIFICATION

* EDITED *

BUSINESS ACTIVITY REPORTED IN OCTOBER, 1999

LOCATION : 88-888

OUT-OF-STATE

SIC CODE		NO. TAX RETURNS	TOTAL REPORTED GROSS RECEIPTS	TAXABLE GROSS RECEIPTS	REPORTED TAX DUE
5040	GROCERIES AND RELATED PRODUCTS	49	20,362,319	720,266	36,013.32
5060	ELECTRICAL GOODS AND HOUSEHOLD APPLIANCES	22	9,703,070	2,089,406	104,470.32
5070	HARDWARE, PLUMBING AND HEATING EQUIP. AND SUPPLIES	33	3,742,882	67,385	3,369.26
5080	MACHINERY, EQUIPMENT AND SUPPLIES	75	12,255,841	4,942,640	247,131.97
5090	MISCELLANEOUS WHOLESALERS	343	197,713,586	9,916,734	495,836.78
5092	PETROLEUM AND PETROLEUM PRODUCTS	26	19,220,015	678,555	33,927.75
WHSL	TOT. WHOLESALE TRADE	615	289,119,954	20,329,289	1,016,464.53
5200	BUILDING MATERIALS	11	321,314	220,344	11,017.22
5251	HARDWARE STORES	9	427,929	79,130	3,956.47
5252	FARM EQUIPMENT DEALERS	7	729,178	211,689	10,584.44
5300	GENERAL MERCHANDISE, EXCEPT DEPARTMENT STORES	7	193,387	167,820	8,391.00
5310	DEPARTMENT STORES	4	1,480,769	1,480,769	74,038.46
5400	RETAIL FOOD STORES	5	65,025	39,910	1,995.51
5510	MOTOR VEHICLE DEALERS	5	7,218,794	10,844	542.19
5540	GASOLINE SERVICE STATIONS				
5599	MISCELLANEOUS VEHICLE AND AUTO ACCESSORY DEALERS	15	1,516,206	259,998	12,999.88
5600	APPAREL AND ACCESSORY STORES	10	358,728	164,971	8,248.57
5700	FURNITURE, HOME FURNISHINGS AND APPLIANCE STORES	25	594,588	470,341	23,517.07
5800	EATING AND DRINKING PLACES	17	321,757	257,632	12,881.64
5813	LIQUOR DISPENSERS - BY THE DRINK				
5910	DRUG AND PROPRIETARY STORES	6	4,730,744	460,507	23,025.34
5990	MISCELLANEOUS RETAILERS	737	67,329,614	26,817,069	1,340,809.33
RETL	TOT. RETAIL TRADE	862	89,096,464	30,966,579	1,548,284.89
6000	BANKS	3	916,496	636,064	31,803.20
6100	CREDIT AGENCIES, EXCEPT BANKS AND S-AND-L ASSOC.	22	5,640,680	2,769,406	138,470.29
6200	SECUTY. AND COMDTY. BROKERS, DELRS., EXCGS., SERV.				
6300	INSURANCE AGENTS, CARRIERS, BROKERS AND SERVICES	4	175,850	175,850	8,792.49
6510	REAL EST. OPER-LESR-AGT., ETC., AND TITLE ABSTRACT	31	1,171,689	1,155,262	57,763.11
6550	REAL ESTATE SUBDIVIDERS AND DEVELOPERS				
6700	HOLDING AND OTHER INVESTMENT COMPANIES	6	1,120,245	226,647	11,332.34
FIRE	TOT. FINANCE, INSURANCE AND REAL ESTATE	69	9,406,928	5,345,196	267,259.84
7000	HOTELS, MOTELS, TRAILER PARKS AND OTHER LODGING	4	168,049	168,049	8,402.44
7200	PERSONAL SERVICES	32	481,838	446,289	22,314.49
7300	MISCELLANEOUS BUSINESS SERVICES	180	19,314,714	12,553,326	627,666.40
7391	COMMERCIAL RESEARCH AND DEVELOPMENT LABORATORIES				
7500	AUTOMOBILE RENTAL, REPAIR AND OTHER SERVICES	48	4,093,540	3,634,158	181,707.93
7600	MISCELLANEOUS REPAIR SERVICES	36	7,536,403	1,277,030	63,851.50
7800	MOTION PICTURE THEATERS AND PRODUCTION				
7900	AMUSEMENT AND RECREATION SERVICES	7	181,060	181,060	9,053.02
8010	PHYSICIANS, DENTISTS AND OTHERS	8	25,032	24,674	1,233.71
8060	HOSPITALS AND OTHER HEALTH SERVICES	9	525,932	504,719	25,235.95

* MONTHLY *
* EDITED *

ANALYSIS OF GROSS RECEIPTS TAX BY STANDARD INDUSTRIAL CLASSIFICATION

BUSINESS ACTIVITY REPORTED IN OCTOBER, 1999

LOCATION : 88-888

OUT-OF-STATE

SIC CODE		NO. TAX RETURNS	TOTAL REPORTED GROSS RECEIPTS	TAXABLE GROSS RECEIPTS	REPORTED TAX DUE
8100	LEGAL SERVICES	7	153,005	135,709	6,785.44
8200	EDUCATIONAL SERVICES	8	139,930	103,212	5,160.63
8600	NONPROFIT MEMBERSHIP ORGANIZATIONS	4	252,227	252,227	12,611.35
8900	MISCELLANEOUS SERVICES	526	35,863,234	23,464,458	1,173,223.01
8910	ENGINEERING AND ARCHITECTURAL SERVICES	29	758,212	734,281	36,714.05
SERV	TOT. SERVICES	902	69,822,655	43,769,152	2,188,457.86
9100	FEDERAL GOVERNMENT - ALL OTHER				
9282	STATE GOVERNMENT - EDUCATIONAL INSTITUTIONS				
GOVT	TOT. GOVERNMENT	3	77,100	77,100	3,855.00
9999	NONCLASSIFIABLE ESTABLISHMENTS - (SERVICES)	9	123,473	84,372	4,218.58
TOT-	TOTAL FOR ALL INDUSTRIES IN THIS LOCATION	2,878	529,557,723	118,521,171	5,926,014.94
TEL-	INTERSTATE TELECOMMUNICATIONS	8	2,739,219	2,739,219	116,416.81

* MONTHLY *

ANALYSIS OF GROSS RECEIPTS TAX BY STANDARD INDUSTRIAL CLASSIFICATION

* EDITED *

BUSINESS ACTIVITY REPORTED IN OCTOBER, 1999

LOCATION : 44-444 LEASED VEHICLES

SIC CODE		NO. TAX RETURNS	TOTAL REPORTED GROSS RECEIPTS	TAXABLE GROSS RECEIPTS	REPORTED TAX DUE
4100	LOCAL AND HIGHWAY PASSENGER TRANSPORTATION				
4500	AIR TRANSPORTATION				
TCU-	TOT. TRANSPORTATION, COMMUNICATIONS AND UTILITIES	3	29,857	29,857	1,492.87
5510	MOTOR VEHICLE DEALERS				
5990	MISCELLANEOUS RETAILERS				
RETL	TOT. RETAIL TRADE	11	86,773	82,124	4,106.21
6100	CREDIT AGENCIES, EXCEPT BANKS AND S-AND-L ASSOC.				
6510	REAL EST. OPER-LESR-AGT., ETC., AND TITLE ABSTRACT				
FIRE	TOT. FINANCE, INSURANCE AND REAL ESTATE	3	4,341	4,329	216.44
7300	MISCELLANEOUS BUSINESS SERVICES				
7500	AUTOMOBILE RENTAL, REPAIR AND OTHER SERVICES				
8900	MISCELLANEOUS SERVICES	15	1,858,674	1,846,254	92,312.71
SERV	TOT. SERVICES	28	7,858,677	7,815,319	390,765.93
TOT-	TOTAL FOR ALL INDUSTRIES IN THIS LOCATION	45	7,979,648	7,931,629	396,581.45

* MONTHLY *

ANALYSIS OF GROSS RECEIPTS TAX BY STANDARD INDUSTRIAL CLASSIFICATION

* EDITED *

BUSINESS ACTIVITY REPORTED IN OCTOBER, 1999

LOCATION : 55-055 GOVERNMENTAL GRS

SIC CODE		NO. TAX RETURNS	TOTAL REPORTED GROSS RECEIPTS	TAXABLE GROSS RECEIPTS	REPORTED TAX DUE
0100 AGRI	AGRICULTURAL PRODUCTION TOT. AGRICULTURE				
1500 1610 1620 1700 CONS	GENERAL BUILDING CONTRACTORS HIGHWAY CONTRACTORS NON-BUILDING HEAVY CONTRACTORS, EXCEPT HIGHWAY SPECIAL TRADE CONTRACTORS TOT. CONTRACT CONSTRUCTION	8 15 26	413,498 350,962 809,310	392,200 172,985 576,103	21,080.74 9,303.82 30,969.27
2400 3200 3900 MFG-	LUMBER, WOOD AND PAPER PRODUCTS STONE, CLAY, GLASS, AND CONCRETE PRODUCTS MISCELLANEOUS MANUFACTURING TOT. MANUFACTURING	4 9	415,458 3,133,432	123,722 576,953	6,650.04 31,011.23
4100 4500 4900 TCU-	LOCAL AND HIGHWAY PASSENGER TRANSPORTATION AIR TRANSPORTATION ELECTRIC WATER AND SANITARY SERVICE UTILITIES TOT. TRANSPORTATION, COMMUNICATIONS AND UTILITIES	52 55	3,357,900 3,360,318	3,178,572 3,180,990	158,928.57 161,346.57
5090 WHSL	MISCELLANEOUS WHOLESALERS TOT. WHOLESALE TRADE				
5300 5400 5510 5540 5592 5599 5600 5800 5990 RETL	GENERAL MERCHANDISE, EXCEPT DEPARTMENT STORES RETAIL FOOD STORES MOTOR VEHICLE DEALERS GASOLINE SERVICE STATIONS MOBILE HOME DEALERS MISCELLANEOUS VEHICLE AND AUTO ACCESSORY DEALERS APPAREL AND ACCESSORY STORES EATING AND DRINKING PLACES MISCELLANEOUS RETAILERS TOT. RETAIL TRADE	3 3 10 25 47	903,879 10,946 2,610 1,379,604 2,682,049	864,716 10,946 2,610 971,743 2,212,719	46,478.48 588.34 2,610.00 52,309.55 121,481.76
6000 6510 FIRE	BANKS REAL EST. OPER-LESR-AGT., ETC., AND TITLE ABSTRACT TOT. FINANCE, INSURANCE AND REAL ESTATE	8	80,601	80,601	4,332.32
7200 7300 7500 7600 8010 8200	PERSONAL SERVICES MISCELLANEOUS BUSINESS SERVICES AUTOMOBILE RENTAL, REPAIR AND OTHER SERVICES MISCELLANEOUS REPAIR SERVICES PHYSICIANS, DENTISTS AND OTHERS EDUCATIONAL SERVICES	8 12 4 3 3	3,434 367,369 19,398 52,367 81,323	4,640 362,239 12,109 52,269 75,453	476.51 317,944.07 650.85 2,809.44 3,772.65

* MONTHLY *

ANALYSIS OF GROSS RECEIPTS TAX BY STANDARD INDUSTRIAL CLASSIFICATION

* EDITED *

BUSINESS ACTIVITY REPORTED IN OCTOBER, 1999

LOCATION : 55-055 GOVERNMENTAL GRS

SIC CODE		NO. TAX RETURNS	TOTAL REPORTED GROSS RECEIPTS	TAXABLE GROSS RECEIPTS	REPORTED TAX DUE
8900	MISCELLANEOUS SERVICES	36	1,141,163	1,016,106	140,310.92
8910	ENGINEERING AND ARCHITECTURAL SERVICES				
SERV	TOT. SERVICES	69	1,729,491	1,586,873	469,407.58
9100	FEDERAL GOVERNMENT - ALL OTHER				
9200	STATE GOVT. - EXCLUDE EDUCATION AND INSTITUTIONS				
9282	STATE GOVERNMENT - EDUCATIONAL INSTITUTIONS	15	6,520,627	5,979,936	298,996.78
9300	LOCAL GOVERNMENT - COUNTIES	16	2,379,110	2,072,697	103,634.86
9393	LOCAL GOVERNMENT - MUNICIPALITIES	57	24,670,523	23,881,720	1,194,085.99
9395	LOCAL GOVERNMENT - SCHOOL DISTRICTS				
GOVT	TOT. GOVERNMENT	98	36,107,528	34,396,547	1,719,827.36
9999	NONCLASSIFIABLE ESTABLISHMENTS - (SERVICES)	6	308,429	308,429	15,421.48
TOT-	TOTAL FOR ALL INDUSTRIES IN THIS LOCATION	323	48,235,650	42,925,019	2,554,090.28

* MONTHLY *

ANALYSIS OF GROSS RECEIPTS TAX BY STANDARD INDUSTRIAL CLASSIFICATION

* EDITED *

BUSINESS ACTIVITY REPORTED IN OCTOBER, 1999

LOCATION : 99-000 STATE OF NEW MEXICO

SIC CODE		NO. TAX RETURNS	TOTAL REPORTED GROSS RECEIPTS	TAXABLE GROSS RECEIPTS	REPORTED TAX DUE
0100	AGRICULTURAL PRODUCTION	106	6,375,315	1,148,819	68,943.43
0700	AGRICULTURAL SERVICES	207	12,015,296	4,224,559	249,640.25
0800	FORESTRY AND FISHERIES	6	37,814	21,102	1,245.95
AGRI	TOT. AGRICULTURE	319	18,428,426	5,394,480	319,829.63
1000	METAL MINING, EXCEPT COPPER, URANIUM, MOLYBDENUM	9	227,934	315,824	19,841.05
1020	COPPER				
1094	URANIUM				
1310	CRUDE PETROL., NATURAL GAS, NATURAL GAS LIQUIDS	17	18,130,767	1,735,714	92,084.18
1381	OIL AND GAS WELL DRILLING	48	4,218,024	3,764,520	209,347.95
1389	OIL AND GAS FIELD SERVICES, EXCEPT DRILLING	390	40,460,917	38,309,022	2,214,365.82
1400	NONMETALLIC MINERALS, EXCEPT FUELS AND POTASH	8	542,340	17,571	1,074.86
1474	POTASH				
MINE	TOT. MINING	478	63,974,237	44,225,846	2,541,539.55
1500	GENERAL BUILDING CONTRACTORS	3,690	227,443,554	180,175,952	10,582,178.69
1610	HIGHWAY CONTRACTORS	134	33,414,641	26,862,302	1,580,645.12
1620	NON-BUILDING HEAVY CONTRACTORS, EXCEPT HIGHWAY	190	12,195,153	10,312,648	603,903.02
1700	SPECIAL TRADE CONTRACTORS	4,530	163,517,008	76,044,522	4,442,290.28
CONS	TOT. CONTRACT CONSTRUCTION	8,544	436,570,356	293,395,425	17,209,017.11
2000	FOOD AND KINDRED PRODUCTS, EXCEPT MEAT PRODUCTS	89	15,403,740	1,490,745	91,072.33
2010	MEAT PACKING AND OTHER MEAT PRODUCTS	8	355,383	74,129	4,489.48
2300	APPAREL AND TEXTILE MILL PRODUCTS	63	2,042,570	521,908	31,418.45
2400	LUMBER, WOOD AND PAPER PRODUCTS	197	14,070,914	1,810,728	109,607.15
2700	PRINTING AND PUBLISHING	241	26,428,812	20,016,541	1,154,646.26
2800	CHEMICALS AND ALLIED PRODUCTS	18	740,441	403,654	22,080.33
2900	PETROLEUM REFINING AND RELATED INDUSTRIES	35	13,703,181	6,519,260	380,018.74
3200	STONE, CLAY, GLASS, AND CONCRETE PRODUCTS	175	44,256,676	6,706,025	390,909.42
3400	PRIMARY METAL INDUST., FABRICATED METAL PRODUCTS	183	18,657,476	4,351,187	247,923.97
3500	MACHINERY, EXCEPT ELECTRICAL	60	4,811,205	1,023,067	57,342.46
3600	ELECTRICAL MACHINERY, EQUIPMENT AND SUPPLIES	252	13,573,892	5,122,088	300,361.79
3670	ELECTRONIC COMPONENTS AND ACCESSORIES	32	11,205,613	2,105,302	115,283.47
3700	TRANSPORTATION EQUIPMENT	43	1,368,160	381,103	22,677.31
3800	PROF., SCIENTIF., OPTIC., OTHER PRECIS. INSTRUMTS.	34	37,280,947	2,139,645	120,713.90
3900	MISCELLANEOUS MANUFACTURING	1,535	118,813,124	13,775,746	771,222.42
MFG-	TOT. MANUFACTURING	2,965	322,712,133	66,441,127	3,819,767.48
4000	RAILROAD TRANSPORTATION	7	209,764	179,277	10,709.15
4100	LOCAL AND HIGHWAY PASSENGER TRANSPORTATION	200	7,023,188	6,154,877	359,111.11
4200	MOTOR FREIGHT TRANS., WAREHOUSING, TRANS. SERVICES	450	30,999,249	6,320,388	353,081.94
4500	AIR TRANSPORTATION	45	1,855,267	596,575	35,466.20
4600	PIPELINE TRANSPORTATION	7	50,144	15,333-	483.78-
4810	TELEPHONE AND TELEGRAPH COMMUNICATIONS	1,466	46,911,032	45,677,336	2,666,951.53

* MONTHLY *

ANALYSIS OF GROSS RECEIPTS TAX BY STANDARD INDUSTRIAL CLASSIFICATION

* EDITED *

BUSINESS ACTIVITY REPORTED IN OCTOBER, 1999

LOCATION : 99-000 STATE OF NEW MEXICO

SIC CODE		NO. TAX RETURNS	TOTAL REPORTED GROSS RECEIPTS	TAXABLE GROSS RECEIPTS	REPORTED TAX DUE
4830	RADIO AND TELEVISION BROADCASTING	152	13,486,202	7,039,706	413,799.26
4900	ELECTRIC WATER AND SANITARY SERVICE UTILITIES	380	106,337,899	79,982,402	4,692,829.73
4920	GAS UTILITIES	123	13,398,676	11,366,547	667,010.58
TCU-	TOT. TRANSPORTATION, COMMUNICATIONS AND UTILITIES	2,830	220,271,422	157,301,775	9,198,475.72
5010	MOTOR VEHICLES AND AUTOMOTIVE EQUIPMENT	154	15,251,656	3,587,494	204,593.40
5020	DRUGS, CHEMICALS AND ALLIED PRODUCTS	140	27,658,669	4,456,234	241,627.62
5040	GROCERIES AND RELATED PRODUCTS	328	54,378,180	4,947,437	282,112.81
5060	ELECTRICAL GOODS AND HOUSEHOLD APPLIANCES	138	34,056,869	5,741,575	316,627.40
5070	HARDWARE, PLUMBING AND HEATING EQUIP. AND SUPPLIES	180	31,140,303	3,744,112	217,105.30
5080	MACHINERY, EQUIPMENT AND SUPPLIES	385	49,905,391	26,550,008	1,499,124.44
5090	MISCELLANEOUS WHOLESALERS	2,837	403,194,750	46,786,097	2,610,991.13
5092	PETROLEUM AND PETROLEUM PRODUCTS	211	91,043,188	14,469,698	862,198.09
WHSL	TOT. WHOLESALE TRADE	4,373	706,629,007	110,282,656	6,234,380.19
5200	BUILDING MATERIALS	241	45,090,511	22,202,466	1,330,610.32
5251	HARDWARE STORES	158	11,464,025	6,807,537	424,366.54
5252	FARM EQUIPMENT DEALERS	48	5,139,060	2,189,741	129,166.94
5300	GENERAL MERCHANDISE, EXCEPT DEPARTMENT STORES	811	29,404,510	22,788,879	1,368,210.88
5310	DEPARTMENT STORES	164	54,755,807	51,731,129	3,073,091.63
5400	RETAIL FOOD STORES	875	175,878,703	152,753,152	9,210,453.44
5510	MOTOR VEHICLE DEALERS	274	51,261,050	18,259,732	1,090,322.52
5540	GASOLINE SERVICE STATIONS	396	25,097,990	14,378,059	863,138.49
5592	MOBILE HOME DEALERS	113	17,075,347	13,007,664	779,050.39
5599	MISCELLANEOUS VEHICLE AND AUTO ACCESSORY DEALERS	438	37,446,327	26,989,987	1,610,063.09
5600	APPAREL AND ACCESSORY STORES	686	30,615,776	28,796,701	1,713,355.50
5700	FURNITURE, HOME FURNISHINGS AND APPLIANCE STORES	475	29,160,698	23,620,809	1,387,602.82
5800	EATING AND DRINKING PLACES	2,470	118,679,119	116,193,290	6,979,663.20
5813	LIQUOR DISPENSERS - BY THE DRINK	380	14,475,922	14,138,227	834,318.11
5910	DRUG AND PROPRIETARY STORES	110	31,675,890	15,722,319	927,483.50
5920	PACKAGE LIQUOR STORES	108	7,677,084	7,435,318	462,189.11
5990	MISCELLANEOUS RETAILERS	11,036	554,170,734	379,433,039	22,322,561.86
RETL	TOT. RETAIL TRADE	18,783	1,239,068,550	916,448,049	54,505,648.34
6000	BANKS	280	21,751,693	14,443,839	855,794.79
6100	CREDIT AGENCIES, EXCEPT BANKS AND S-AND-L ASSOC.	142	8,666,886	4,895,636	280,173.51
6120	SAVINGS AND LOAN ASSOCIATIONS	46	1,133,708	220,897	13,887.63
6200	SECURITY AND COMDTY. BROKERS, DELRS., EXCGS., SERV.	116	2,636,142	2,606,542	150,767.02
6300	INSURANCE AGENTS, CARRIERS, BROKERS AND SERVICES	185	3,806,068	2,553,446	149,813.16
6510	REAL EST. OPER-LESR-AGT., ETC., AND TITLE ABSTRACT	1,378	40,131,798	24,508,036	1,434,276.60
6550	REAL ESTATE SUBDIVIDERS AND DEVELOPERS	97	14,283,901	8,248,842	488,601.99
6700	HOLDING AND OTHER INVESTMENT COMPANIES	123	9,024,844	3,105,979	178,644.13
FIRE	TOT. FINANCE, INSURANCE AND REAL ESTATE	2,367	101,435,040	60,583,216	3,531,958.83

STATE OF NEW MEXICO

RUN DATE: 11/09/99

COMBINED REVENUE SYSTEM

RUN NUMBER: 499.00

* MONTHLY *

ANALYSIS OF GROSS RECEIPTS TAX BY STANDARD INDUSTRIAL CLASSIFICATION

* EDITED *

BUSINESS ACTIVITY REPORTED IN OCTOBER, 1999

LOCATION : 99-000 STATE OF NEW MEXICO

SIC CODE		NO. TAX RETURNS	TOTAL REPORTED GROSS RECEIPTS	TAXABLE GROSS RECEIPTS	REPORTED TAX DUE
7000	HOTELS, MOTELS, TRAILER PARKS AND OTHER LODGING	966	45,834,570	42,027,988	2,556,503.65
7200	PERSONAL SERVICES	3,891	33,158,831	32,527,208	1,934,777.24
7300	MISCELLANEOUS BUSINESS SERVICES	4,921	165,119,474	113,523,226	6,506,787.45
7391	COMMERCIAL RESEARCH AND DEVELOPMENT LABORATORIES	66	165,451,007	115,418,138	6,242,210.51
7500	AUTOMOBILE RENTAL, REPAIR AND OTHER SERVICES	1,906	47,820,010	38,753,628	2,252,014.89
7600	MISCELLANEOUS REPAIR SERVICES	1,114	23,684,518	13,146,037	767,188.46
7800	MOTION PICTURE THEATERS AND PRODUCTION	69	2,239,240	1,700,567	102,346.31
7900	AMUSEMENT AND RECREATION SERVICES	303	9,766,309	6,107,946	350,470.55
8010	PHYSICIANS, DENTISTS AND OTHERS	2,219	72,748,002	67,817,369	4,048,418.18
8060	HOSPITALS AND OTHER HEALTH SERVICES	634	45,068,231	34,053,710	2,010,516.64
8100	LEGAL SERVICES	1,349	35,852,706	33,963,951	1,989,804.93
8200	EDUCATIONAL SERVICES	304	6,757,315	4,294,271	250,258.74
8600	NONPROFIT MEMBERSHIP ORGANIZATIONS	126	3,275,404	2,027,569	121,582.10
8900	MISCELLANEOUS SERVICES	11,602	309,626,252	211,473,801	12,260,811.64
8910	ENGINEERING AND ARCHITECTURAL SERVICES	700	42,136,393	26,719,277	1,538,305.58
SERV	TOT. SERVICES	30,170	1,008,538,261	743,554,686	42,931,994.87
9100	FEDERAL GOVERNMENT - ALL OTHER	28	2,632,731	2,606,829	141,650.08
9200	STATE GOVT. - EXCLUDE EDUCATION AND INSTITUTIONS	32	381,088	381,088	21,261.27
9282	STATE GOVERNMENT - EDUCATIONAL INSTITUTIONS				
9300	LOCAL GOVERNMENT - COUNTIES	6	2,503,742	749,131	44,930.86
9393	LOCAL GOVERNMENT - MUNICIPALITIES	35	8,427,226	6,627,410	401,335.13
9396	LOCAL GOVERNMENT - SPECIAL DISTRICTS AND OTHER				
GOVT	TOT. GOVERNMENT	104	13,864,539	10,284,210	604,282.11
9999	NONCLASSIFIABLE ESTABLISHMENTS - (SERVICES)	206	7,210,945	5,075,295	301,206.31
TOT-	TOTAL FOR ALL INDUSTRIES IN THIS LOCATION	71,139	4,138,702,917	2,412,986,764	141,198,100.14
TEL-	INTERSTATE TELECOMMUNICATIONS	1,114	12,938,149	12,915,388	548,903.89