

11-27-2012

# GPA, SES and Other Variables

Kate Krause

Follow this and additional works at: <https://digitalrepository.unm.edu/asunm>

---

## Recommended Citation

Krause, Kate. "GPA, SES and Other Variables." (2012). <https://digitalrepository.unm.edu/asunm/28>

This Presentation is brought to you for free and open access by the Archives & University Administrative Records at UNM Digital Repository. It has been accepted for inclusion in Associated Students of the University of New Mexico by an authorized administrator of UNM Digital Repository. For more information, please contact [disc@unm.edu](mailto:disc@unm.edu).

# **GPA, SES AND OTHER VARIABLES...**

**KATE KRAUSE, DEAN OF UNIVERSITY COLLEGE  
LOTTERY SCHOLARSHIP SUMMIT  
NOVEMBER 27, 2012**

# **10 YEARS OF FRESHMAN DATA:**

**✓ 56% Female**

**✓ 40% Hispanic**

**✓ 43% Anglo**

**✓ 62% at least one parent college**

# **PRESENT WITH...**

- ✓ **Avg. HS GPA: 3.32**
- ✓ **Avg. ACT/SAT Equiv: 22 (~62<sup>nd</sup> percentile)**
- ✓ **IS required: 30%**
- ✓ **A word about grade inflation...**

# WHAT DOES $\frac{10(GPA)}{ACT}$ MEASURE?

**Anecdote:** Why am I failing your class?

I was an A student in high school!

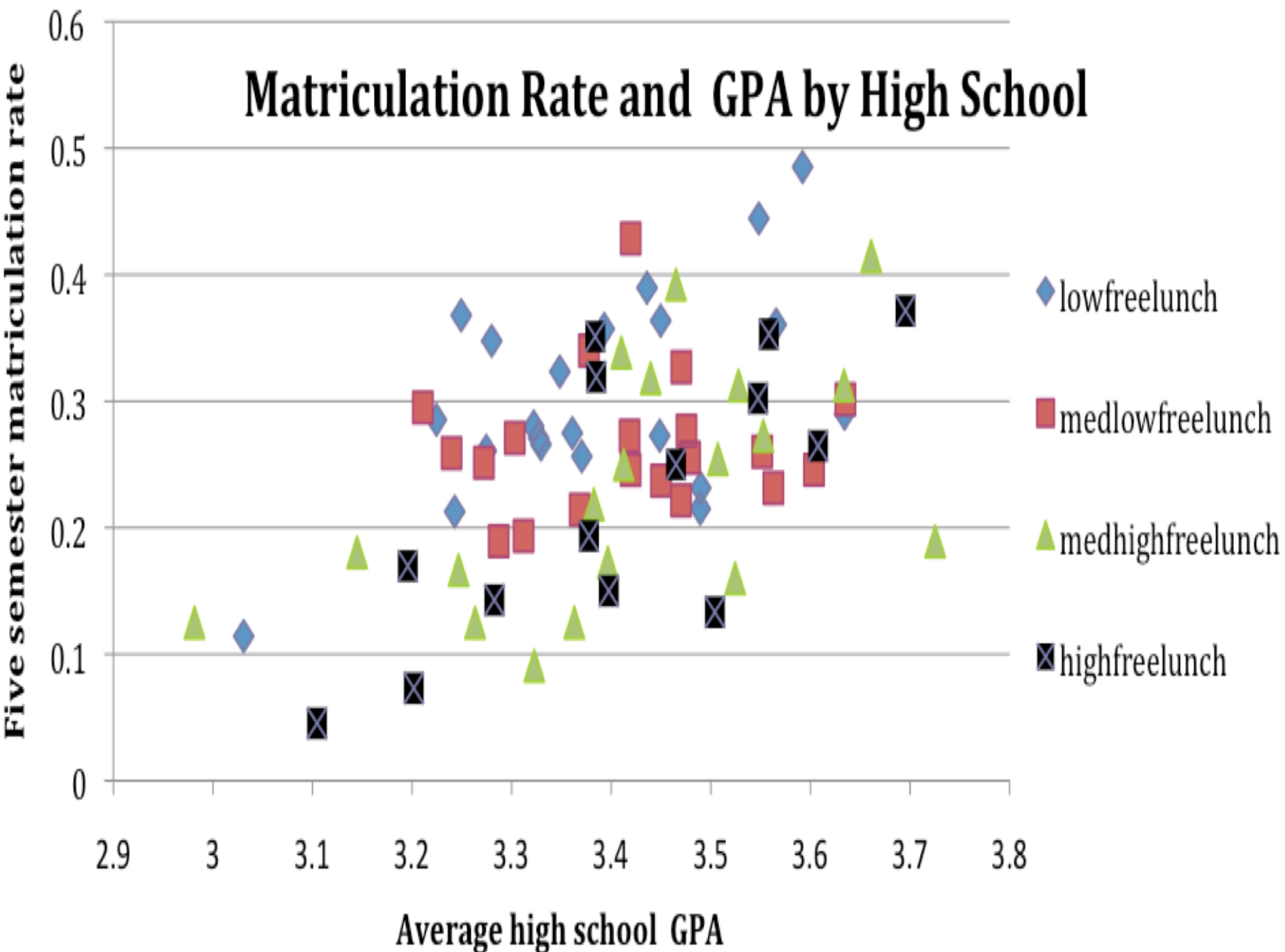
**Data:** Average HS GPA > 3.0 but about a third place into IS

**Our index:** if it's high (approaching 2) is it

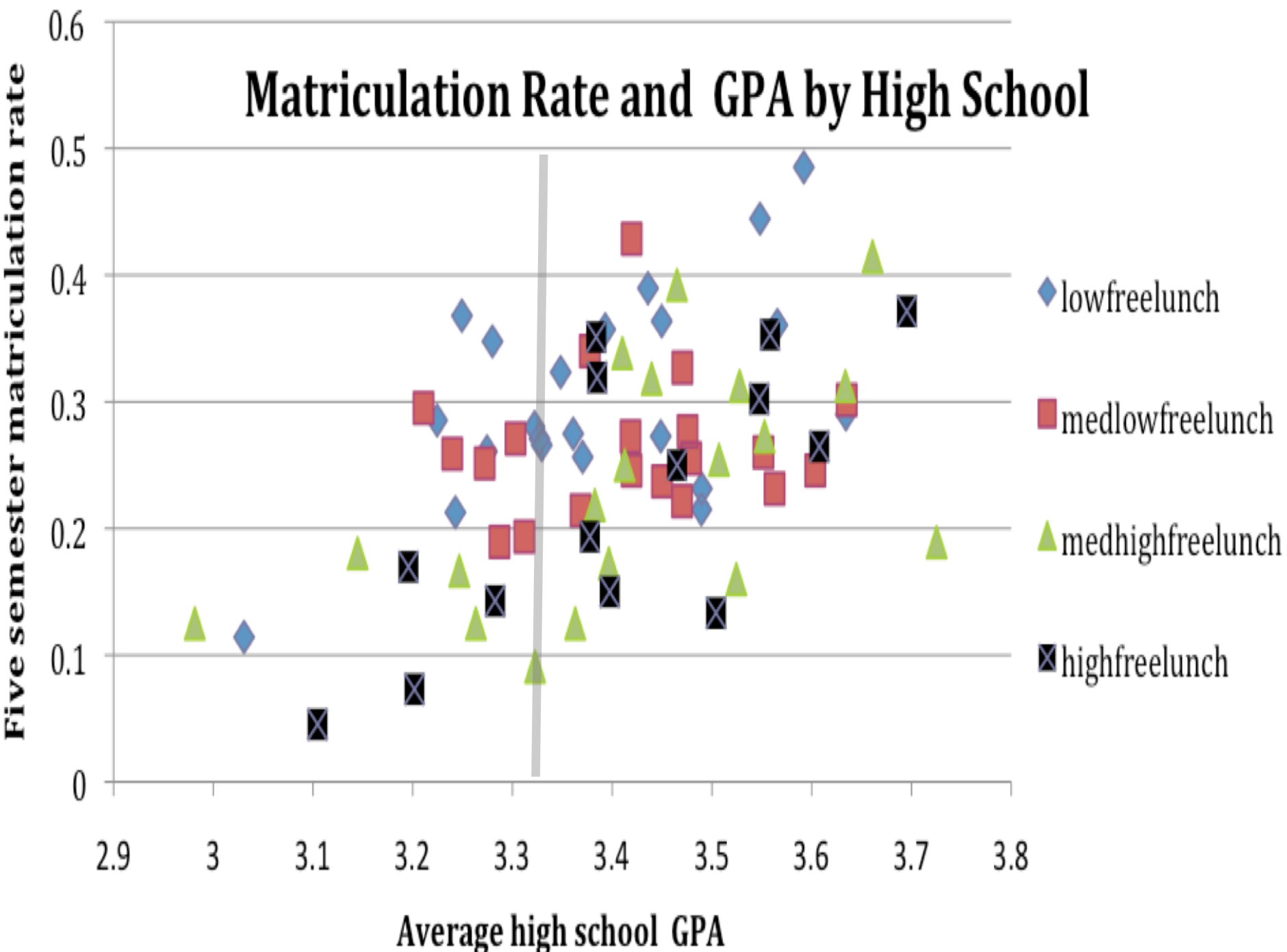
Grade Inflation?

Hard work?

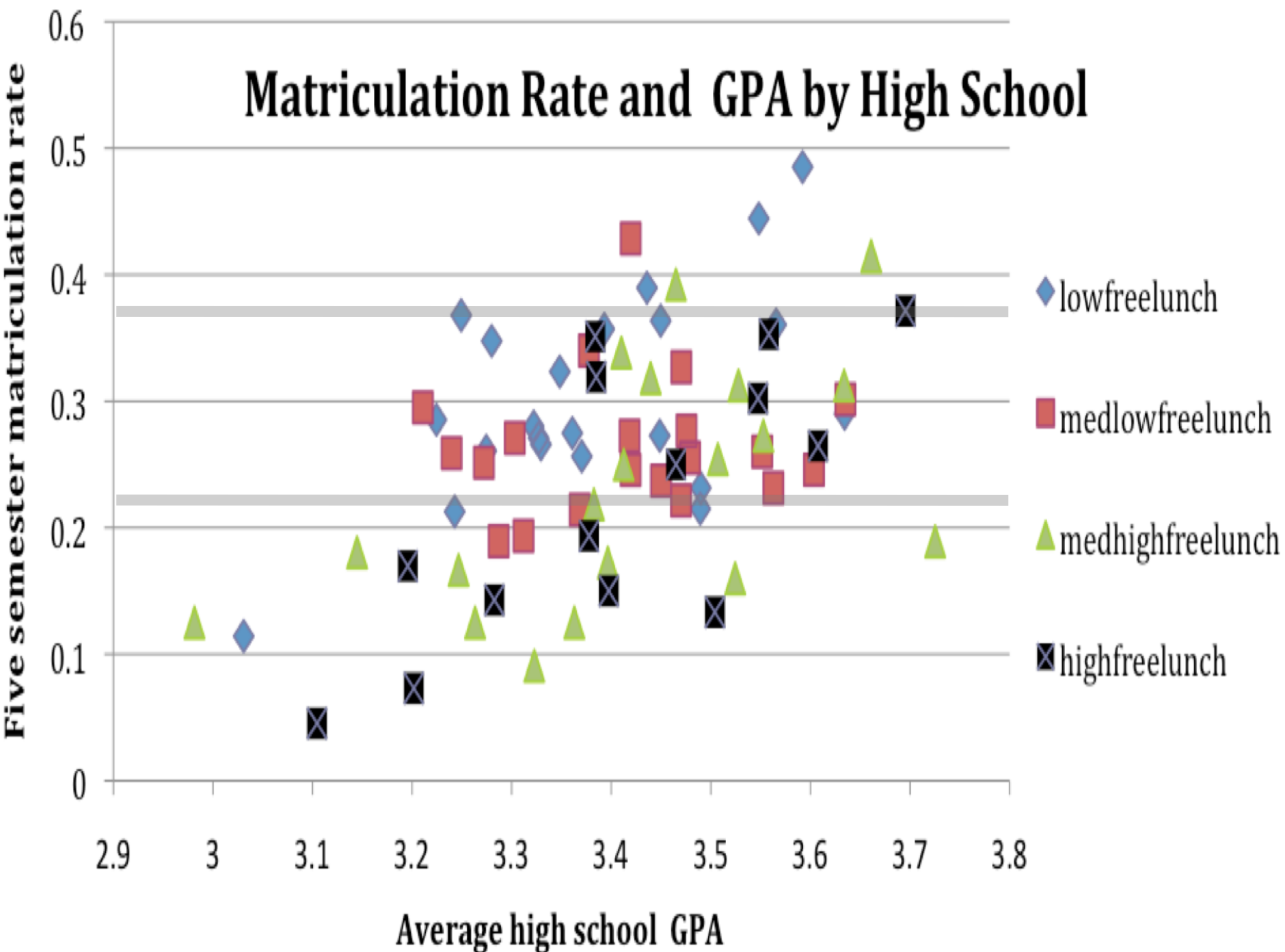
# Matriculation Rate and GPA by High School



# Matriculation Rate and GPA by High School

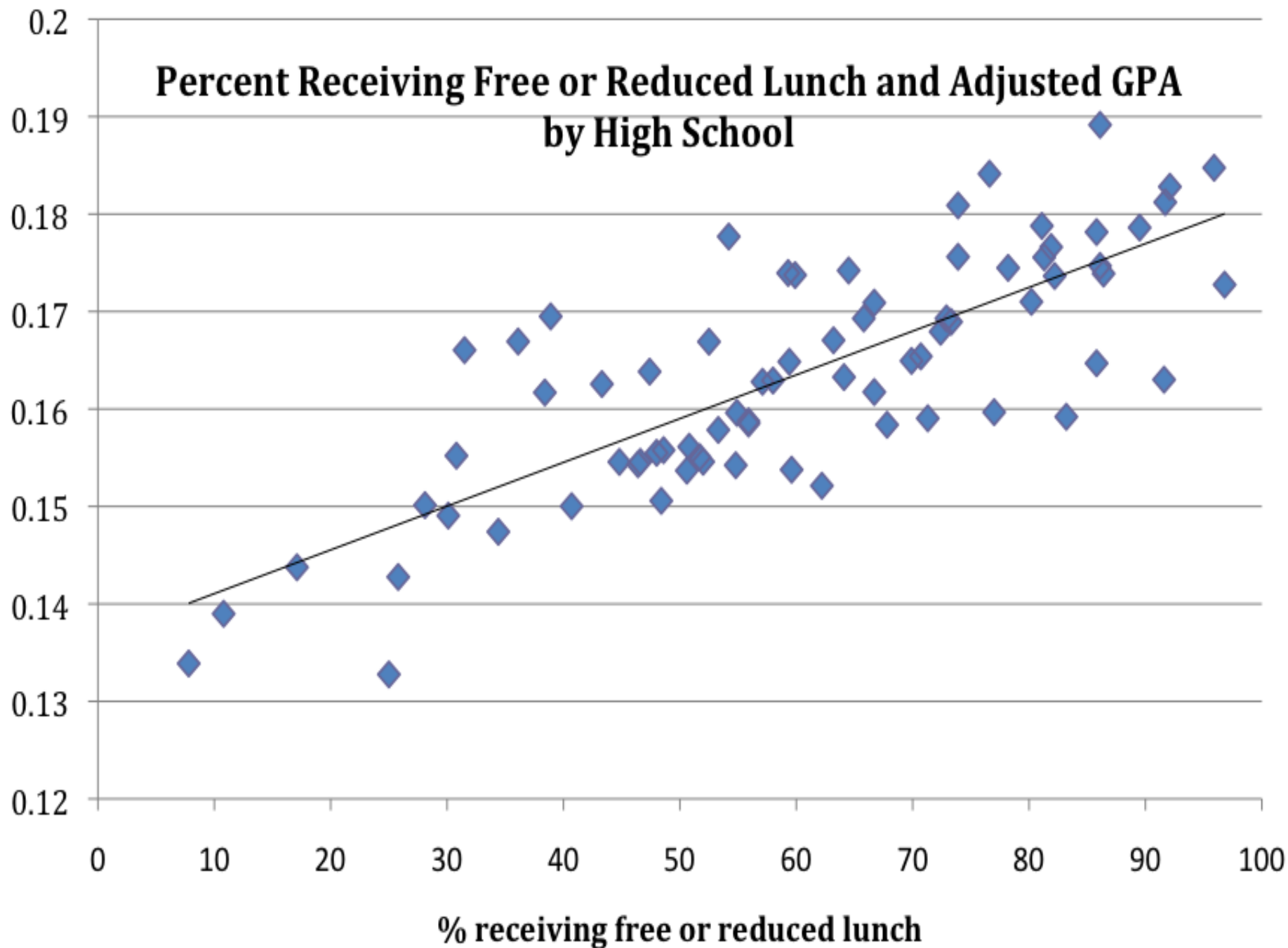


# Matriculation Rate and GPA by High School





## Percent Receiving Free or Reduced Lunch and Adjusted GPA by High School



# WHAT'S RELATED?

- ✓ High School GPA, ACT → outcomes
- ✓ Hispanic, female, subsidized lunch → GPA Inflation
- ✓ Some race, ethnic indicators → SES
- ✓ Early matriculation → 6-yr grad

# MULTIVARIATE RESULTS

	2-Year Credit Hours	4 <sup>th</sup> Sem GPA	5 <sup>th</sup> Semester Matriculation	6-year Graduation
FIG		+0.04	<b>-0.03</b>	
FLC	+2.2	+0.1		+0.03
LLC	+3.1	+0.2	+0.05	
<b>HS GPA</b>	<b>+18.2</b>	<b>+0.8</b>	<b>+1.1</b>	<b>+0.5</b>
<b>GPA Inflation</b>	<b>-11.0</b>		<b>-0.5</b>	<b>-0.3</b>
<b>Hispanic</b>	<b>+0.9</b>	<b>-0.03</b>		
<b>Native American</b>		<b>-0.2</b>	<b>-0.1</b>	<b>-0.1</b>
<b>Parent College</b>	<b>+1.3</b>	<b>+0.1</b>	<b>+0.1</b>	<b>+0.03</b>
<b>Subsidized Lunch</b>	<b>-9.9</b>	<b>-0.5</b>	<b>-0.4</b>	<b>-0.4</b>

# **CONCLUSIONS**

- ✓ **Students and their challenges are highly variant**
- ✓ **Sources of variance contribute to variance in outcomes: SES**
- ✓ **HS Grade inflation hurts the most vulnerable students**

# **STEPS FORWARD**

- ✓ **Appropriate placement**
- ✓ **Matriculation to degree-granting college**
- ✓ **Differentiation between UNM and high school**