

2002

UNM Health Sciences Center Data Book 2001-02

University of New Mexico - Health Sciences Center

Follow this and additional works at: https://digitalrepository.unm.edu/hsc_databook

Recommended Citation

University of New Mexico - Health Sciences Center. "UNM Health Sciences Center Data Book 2001-02." (2002).
https://digitalrepository.unm.edu/hsc_databook/9

This Annual Report is brought to you for free and open access by the Publications at UNM Digital Repository. It has been accepted for inclusion in Health Sciences Center Databook (1990-ongoing) by an authorized administrator of UNM Digital Repository. For more information, please contact disc@unm.edu.



THE UNIVERSITY OF NEW MEXICO
HEALTH SCIENCES CENTER

Data Book

2001-02

*Unless otherwise indicated, data
are for the fiscal year 2001-02.*

*Dollar figures are extracted from
the 2001-02 Operating Budget.*

You may access the databook online at: <http://hsc.unm.edu/admin/>

UNM HEALTH SCIENCES CENTER
FY 2001-02 Data Book
Table of Contents

INFORMATION ON STUDENTS

Summary of Student Enrollment	1
School of Medicine	
Student Enrollment	2
Medical Students Enrollment and Ethnicity	3
Graduate Students - Medical Sciences Ethnicity	4
OT/PT and Diagnostic & Therapeutic Sciences	5
College of Nursing	
Student Enrollment	6
Year and Ethnicity	7
College of Pharmacy	
Student Enrollment	8
Year and Ethnicity	9

INFORMATION ON GRADUATES

School of Medicine Alumni and Former Residents	10
School of Medicine Graduate Status by Class Year	11
College of Pharmacy Graduates Practicing in New Mexico	12
Nursing and Pharmacy Graduates	13
Resident Salaries	14
Academic Tuition Rates	15
Appropriations from State General Fund	16
Tobacco Settlement Funding	17
Summary Expenditure Operating Budgets	18
State Format Document by Exhibit	19
Instruction & General Budget - Revenues	20
Instruction & General Budget - Expenditures	21
Budgeted Employee FTE's	22
Actual Employees	23
Uncompensated Indigent and Charity Care	24
Charges and Uncompensated Care by County	25
Patient Statistics	26-27
Income Sources	28-29
Research Awards	30
Capital Facilities	31-32

UNM HEALTH SCIENCES CENTER
Summary of Student Enrollment
Fall 2001

UNDERGRADUATE STUDENTS

College of Nursing - B.S.N.	287
Diagnostic and Therapeutic Sciences	199
TOTAL	<u>486</u>

GRADUATE STUDENTS

School of Medicine	214
College of Nursing	82
College of Pharmacy	16
TOTAL	<u>312</u>

PharmD STUDENTS

College of Pharmacy	390
---------------------	------------

MEDICAL STUDENTS

School of Medicine - M.D. (not including Residents)	305
--	------------

TOTAL ENROLLMENT	1,493
-------------------------	--------------

**UNM HEALTH SCIENCES CENTER
SCHOOL OF MEDICINE
Student Enrollment for Academic Year
Fall 2001**

Medical Students

First Year	75
Second Year	77
Third Year	79
Fourth Year	74
Total	305

Graduate Students

Masters - Public Health	60
Masters - Biomedical Sciences	20
Masters - Occupational Therapy	33
Masters - Physical Therapy	42
Doctoral - Biomedical Sciences	59
Total	214

**Undergraduate Students - Diagnostic and Therapeutic
Sciences**

Dental Hygiene	63
Emergency Med. Svcs. Academy	14
Medical Laboratory Sciences	13
Occupational Therapy	24
Physician Assistant	22
Physical Therapy	33
Radio./Nuclear Med. Imag.	30
Total	199

Residents

House Officer I	102
House Officer II	103
House Officer III	112
House Officer IV	66
House Officer V	48
House Officer VI	19
Total	450

TOTAL ENROLLMENT **1,168**

**UNM HEALTH SCIENCES CENTER
SCHOOL OF MEDICINE
Medical Students (M.D. Candidates)
Enrollment - Fall 2001
Year, Residency, and Ethnicity**

<u>Class</u>	<u>Male</u>	<u>Female</u>	<u>Total</u>	<u>Minority</u>
Class of 2005 (First Year)	25	50	75	29
Class of 2004 (Second Year)	42	35	77	29
Class of 2003 (Third Year)	37	42	79	34
Class of 2002 (Fourth Year)	<u>32</u>	<u>42</u>	<u>74</u>	<u>26</u>
TOTAL	136	169	305	118

Residency

NM Resident Students	298
Non-Resident Students	4
WICHE Students	<u>3</u>
TOTAL	305

<u>Minority Students</u>	<u>Number</u>	<u>% of Total</u>
African American	2	1%
American Indian	10	3%
Hispanic	85	28%
Asian	<u>21</u>	<u>7%</u>
TOTAL	118	39%

**UNM HEALTH SCIENCES CENTER
SCHOOL OF MEDICINE
Graduate Students - Medical Sciences
Ethnicity - Fall 2001**

<u>MASTERS - PUBLIC HEALTH</u>	<u>Number</u>	<u>% of Total</u>
African American	1	2%
American Indian	7	12%
Caucasian	36	59%
Hispanic	10	17%
Asian	2	3%
Other	4	7%
TOTAL	60	100%

MASTERS - BIOMEDICAL SCIENCES

African American	2	10%
American Indian	1	5%
Caucasian	11	55%
Hispanic	4	20%
Asian	2	10%
Other	0	0%
TOTAL	20	100%

DOCTORAL - BIOMEDICAL SCIENCES

African American	0	0%
American Indian	1	2%
Caucasian	39	65%
Hispanic	11	19%
Asian	4	7%
Other	4	7%
TOTAL	59	100%

TOTAL **139**

**UNM HEALTH SCIENCES CENTER
SCHOOL OF MEDICINE
Occupational Therapy & Physical Therapy (Masters)
Diagnostic and Therapeutic Sciences (Bachelors)
Ethnicity - Fall 2001**

<u>OCCUPATIONAL THERAPY</u>	<u>Number</u>	<u>% of Total</u>
African American	0	0%
American Indian	1	2%
Caucasian	29	69%
Hispanic	12	29%
Asian	0	0%
Other	0	0%
TOTAL	42	100%

PHYSICAL THERAPY

African American	1	3%
American Indian	2	6%
Caucasian	23	69%
Hispanic	6	18%
Asian	1	3%
Other	0	0%
TOTAL	33	100%

DIAGNOSTIC and THERAPEUTIC SCIENCES

African American	5	3%
American Indian	7	4%
Caucasian	104	51%
Hispanic	62	31%
Asian	21	11%
Other	0	0%
TOTAL	199	100%

TOTAL **274**

**UNM HEALTH SCIENCES CENTER
COLLEGE OF NURSING
Student Enrollment
Fall 2001**

UNDERGRADUATE STUDENTS

Sophomore	4
Junior	88
Senior	62
RN-BSN *	<u>133</u>
Total **	287

GRADUATE STUDENTS

Graduate Programs *	<u>82</u>
---------------------	-----------

TOTAL ENROLLMENT **369**

* These figures do not reflect RN-BSN and Graduate admissions to be held November 2001.

** Increase in enrollment resulting from \$950,000 of additional State funding for FY02 will not be fully included in enrollment statistics until Fall 2002.

**UNM HEALTH SCIENCES CENTER
NURSING STUDENTS
Year and Ethnicity - Fall 2001**

UNDERGRADUATE STUDENTS

<u>Class</u>	<u>Male</u>	<u>Female</u>	<u>Total</u>	<u>Minority</u>
Sophomore	0	4	4	2
Junior 1	1	52	53	21
Junior 2	2	33	35	14
Senior 1	4	27	31	15
Senior 2	4	27	31	19
RN-BSN	15	118	133	66
TOTAL	26	261	287	137

<u>Minority Students</u>	<u>Number</u>	<u>% of Total</u>
African American	5	2%
American Indian	31	11%
Hispanic	90	31%
Asian	11	4%
Other	0	0%
TOTAL	137	48%

GRADUATE STUDENTS (Spring 2000)

Female	75
Male	7
TOTAL	82

<u>Minority Students</u>	<u>Number</u>	<u>% of Total</u>
African American	0	0%
American Indian	0	0%
Hispanic	16	20%
Asian	3	4%
Other	2	2%
TOTAL	21	26%

**UNM HEALTH SCIENCES CENTER
COLLEGE OF PHARMACY
Student Enrollment
Fall 2001**

PharmD STUDENTS

First Professional Year	83
Second Professional Year	74
Third Professional Year	72
Fourth Professional Year	82
Non-Traditional	<u>79</u>
Total	390

GRADUATE STUDENTS

Masters	10
Doctoral	<u>6</u>
Total	16

TOTAL ENROLLMENT **406**

**UNM HEALTH SCIENCES CENTER
PHARMACY STUDENTS
Year and Ethnicity - Fall 2001**

PharmD

<u>CLASS</u>	<u>MALE</u>	<u>FEMALE</u>	<u>TOTAL</u>	<u>MINORITY</u>
Entry-Level				
Class of 2005 (First Professional Year)	29	54	83	54
Class of 2004 (Second Professional Year)	28	46	74	50
Class of 2003 (Third Professional Year)	30	42	72	49
Class of 2002 (Fourth Professional Year)	29	53	82	44
Non-Traditional	33	46	79	44
TOTAL	149	241	390	241

<u>Minority Students</u>	<u>Number</u>	<u>% of Total</u>
African American	9	2%
American Indian	14	4%
Hispanic	109	28%
Asian	109	28%
TOTAL	241	62%

GRADUATE STUDENTS

16 **9**

<u>Minority Students</u>	<u>Number</u>	<u>% of Total</u>
Hispanic	3	18%
Asian	6	38%
TOTAL	9	56%

UNM HEALTH SCIENCES CENTER
School of Medicine Alumni and Former Residents
with New Mexico License and Address*
(as of December, 2000)

COUNTY	MD ONLY	RESIDENT ONLY	MD and RESIDENT	TOTAL
Bernalillo	127	463	205	795
Catron	0	0	0	0
Chaves	7	8	7	22
Cibola	3	2	3	8
Colfax	2	4	2	8
Curry	4	3	4	11
De Baca	0	0	1	1
Dona Ana	22	26	18	66
Eddy	3	5	3	11
Grant	8	7	3	18
Guadalupe	0	0	1	1
Harding	0	0	0	0
Hidalgo	1	0	0	1
Lea	1	3	0	4
Lincoln	6	1	0	7
Los Alamos	5	6	6	17
Luna	0	1	1	2
McKinley	5	13	2	20
Mora	0	0	0	0
Otero	9	4	0	13
Quay	0	2	0	2
Rio Arriba	4	6	5	15
Roosevelt	1	2	0	3
Sandoval	9	14	7	30
San Juan	15	12	13	40
San Miguel	4	6	3	13
Santa Fe	16	43	23	82
Sierra	0	2	0	2
Socorro	2	0	1	3
Taos	1	8	2	11
Torrance	1	1	1	3
Union	0	0	1	1
Valencia	6	4	2	12
Totals	262	646	314	1,222

* Physicians in residency training programs as of December, 2000 are not included in this table.

More information available on-line at:
<http://hsc.unm.edu/som/LocationRpt2001.html>

UNM HEALTH SCIENCES CENTER
School of Medicine Graduate Status by Class Year
(as of December 2000)

CLASS	GRADUATES	NM LICENSE AND ADDRESS	IN TRAINING IN NM
1968	19	5	0
1969	15	2	0
1970	21	2	0
1971	26	7	0
1972	41	10	0
1973	40	7	0
1974	52	10	0
1975	57	18	0
1976	65	19	0
1977	68	24	0
1978	73	28	0
1979	73	18	0
1980	71	24	0
1981	76	30	0
1982	70	17	0
1983	70	26	0
1984	78	26	0
1985	66	20	0
1986	74	28	0
1987	73	22	0
1988	70	28	0
1989	76	19	0
1990	69	22	0
1991	67	22	0
1992	63	18	0
1993	69	26	0
1994	74	31	1
1995	73	26	1
1996	74	31	5
1997	70	10	12
1998	73	0	26
1999	66	0	26
2000	78	0	22
Totals	2,050	576	93

More information available on-line at:
<http://hsc.unm.edu/som/LocationRpt2001.html>

**UNM HEALTH SCIENCES CENTER
COLLEGE OF PHARMACY GRADUATES
Practicing in New Mexico - 1999 ***

<u>COUNTY</u>	<u>NUMBER</u>
Bernalillo	409
Catron	0
Chaves	12
Cibola	6
Colfax	6
Curry	10
De Baca	0
Dona Ana	30
Eddy	12
Grant	6
Guadalupe	0
Harding	0
Hidalgo	1
Lea	11
Lincoln	3
Los Alamos	5
Luna	5
McKinley	9
Mora	0
Otero	8
Quay	2
Rio Arriba	11
Roosevelt	2
San Juan	22
San Miguel	9
Sandoval	16
Santa Fe	43
Sierra	6
Socorro	3
Taos	10
Torrance	2
Union	2
Valencia	25
TOTAL	686

* Most recent data.

**UNM HEALTH SCIENCES CENTER
NURSING AND PHARMACY GRADUATES
(as of September 1, 2001)**

<u>CLASS</u>	<u>NURSING GRADUATES</u>	<u>PHARMACY GRADUATES</u>	<u>TOTALS</u>
1949 -1959	12	212	224
1960 -1969	217	204	421
1970 -1979	726	406	1,132
1980 -1989	905	430	1,335
1990	89	70	159
1991	101	64	165
1992	95	69	164
1993	128	68	196
1994	144	54	198
1995	204	57	261
1996	197	78	275
1997	188	98	286
1998	205	88	293
1999	210	59	269
2000	191	50	241
2001	241	81	322
TOTALS	3,853	2,088	5,941

UNM HEALTH SCIENCES CENTER
Resident Salaries
Fiscal Year 2001-02

	UNM SALARY	NATIONAL AVERAGE*	WESTERN REGION*
HOUSE OFFICER I	\$35,261	\$37,383	\$35,819
HOUSE OFFICER II	\$36,437	\$38,940	\$38,262
HOUSE OFFICER III	\$37,612	\$40,667	\$40,331
HOUSE OFFICER IV	\$39,374	\$42,319	\$42,723
HOUSE OFFICER V	\$41,161	\$44,142	\$45,150
HOUSE OFFICER VI	\$44,076	\$45,680	\$47,193

*Source: Council of Teaching Hospitals (COTH).

UNM HEALTH SCIENCES CENTER
Academic Tuition Rates
Fiscal Year 2001-02

	<u>Tuition</u>	<u>Fees</u>	<u>Total</u>
SCHOOL OF MEDICINE - FULL YEAR			
Resident	\$8,975.00	\$40.00	\$9,015.00
Non-Resident	\$25,803.00	\$40.00	\$25,843.00
 NURSING, PHARMACY, & DIAGNOSTIC AND THERAPEUTIC SCIENCES - PER YEAR			
Resident			
Undergraduate	\$2,490.20	\$536.20	\$3,026.40
Graduate	\$2,770.60	\$570.20	\$3,340.80
Non-Resident			
Undergraduate	\$10,887.80	\$536.20	\$11,424.00
Graduate	\$11,206.60	\$570.20	\$11,776.80
 PharmD PROGRAM - PER YEAR			
Resident	\$4,544.20	\$570.20	\$5,114.40
Non-Resident	\$17,479.00	\$570.20	\$18,049.20

UNM HEALTH SCIENCES CENTER
Appropriations from State General Fund
to Components of UNM Health Sciences Center
FY 2000-01 and FY 2001-02

	<u>FY 2000-01</u>	<u>FY 2001-02</u>
Instruction & General:		
HSC/SOM	\$41,491,300 *	\$45,267,900 *
College of Nursing	4,634,700 *	5,597,900 *
College of Pharmacy	3,998,400 *	4,225,800 *
AHEC	217,500	218,000
Cancer Center	2,558,100	2,649,500
Cancer Ctr. - NCI Designation	0	5,600,000 **
Cancer Patient Support	50,000	0
Carrie Tingley Hospital	3,355,600	3,702,800
Center for Disaster Med	112,000	118,800
Children's Psych Hospital	4,369,000	4,888,100
EMS Academy	701,800	752,500
Fetal Alcohol Study	184,200	199,000
Grief Intervention	177,400	189,000
Health Resources Registry	23,000	25,500
Hemophilia Program	503,700	520,700
Locum Tenens Program	409,800	481,800
Medical Investigator	2,839,300	2,998,900
Newborn Intensive Care	2,222,800	2,939,600
Out-Of-County Indigent	1,391,500	1,541,500
Pediatric Dysmorphology	157,700	167,000
Pediatric Oncology	213,700	227,400
Pediatric Pulmonary	200,700	214,000
Poison and Drug Info Ctr.	880,500	943,900
Special Perinatal	494,100	525,300
Telemedicine	315,200	331,600
Young Children's Hlth Ctr.	237,400	269,600
TOTAL	\$71,739,400	\$84,596,100

* Includes special appropriations as well as transfers from UNM Main Campus formula Instruction & General funds.

** Non-recurring appropriation.

UNM HEALTH SCIENCES CENTER
Tobacco Settlement Funding
to Components of UNM Health Sciences Center
Fiscal Year 2001-02

FY 2001-02

Instruction & General

School of Medicine	
Specialty Education in Pediatrics	\$400,000
Specialty Education in Trauma	400,000
Total Instruction & General	<u>\$800,000</u>

Special Projects

School of Medicine	
AHEC	\$50,000
Pediatric Oncology	400,000
Los Pasos	50,000
Telemedicine	150,000
Tobacco Settlement Fund Research	2,500,000
College of Pharmacy	
Poison and Drug Information Center	450,000
Total Special Projects	<u>\$3,600,000</u>

Total Tobacco Settlement Funding **\$4,400,000**

UNM HEALTH SCIENCES CENTER
Summary Expenditure Operating Budgets
for UNM Health Sciences Center Components
Fiscal Year 2001-02

	<u>BUDGET</u>	<u>ADJ FOR DUP.</u>	<u>TOTAL</u>
COLLEGE OF NURSING	5,962,300		5,962,300
Academic Depts. and Admin.	(5,538,700)		(5,538,700)
Research, Pub. Svc. & Other	(423,600)		(423,600)
COLLEGE OF PHARMACY	7,947,000		7,947,000
Academic Depts. and Admin.	(4,181,200)		(4,181,200)
Research, Pub. Svc. & Other	(2,366,700)		(2,366,700)
Poison & Drug Info. Center	(1,399,100)		(1,399,100)
SCHOOL OF MEDICINE	203,276,900		203,276,900
Academic Depts. and Admin.	(36,510,600)		(36,510,600)
Allied Health Sciences	(2,869,500)		(2,869,500)
Housestaff	(20,689,700)		(20,689,700)
Research, Pub. Svc. & Other	(143,207,100)		(143,207,100)
Special Health Programs:			
EMS Academy	1,146,700		1,146,700
Hemophilia Program	520,700		520,700
Locum Tenens Program	1,203,900		1,203,900
Newborn ICU	3,782,400		3,782,400
Pediatric Dysmorphology	167,000		167,000
Pediatric Oncology	785,400		785,400
Pediatric Pulmonary	214,000		214,000
Specialized Perinatal Care	525,300		525,300
Young Children's Health Ctr.	1,363,700		1,363,700
CANCER CENTER	17,343,600		17,343,600
MEDICAL INVESTIGATOR	3,713,300		3,713,300
UNIV. PHYSICIANS ASSOC.	8,294,000		8,294,000
UNIV. HOSPITAL (includes OOCI)	269,395,700	(34,135,900)	235,259,800
CARRIE TINGLEY HOSPITAL	11,618,000	(349,500)	11,268,500
CHILDREN'S PSYCH HOSPITAL	13,407,900	(1,258,000)	12,149,900
MENTAL HEALTH CENTER	16,568,000	(2,462,000)	14,106,000
HEALTH SCIENCES CENTER	\$22,806,400		\$22,806,400
Physical Plant O&M	(5,318,700)		(5,318,700)
Administration and Logistical	(4,159,700)		(4,159,700)
Health Sciences Library	(3,635,200)		(3,635,200)
Research, Pub. Svc. & Other	(9,692,800)		(9,692,800)
GRAND TOTAL	\$590,042,200	(\$38,205,400)	\$551,836,800

UNM HEALTH SCIENCES CENTER
Summary Expenditure Operating Budgets
State Format Document by Exhibit
Fiscal Year 2001-02

(in thousands)

	<u>UNRESTRICTED</u>	<u>RESTRICTED</u>	<u>TOTAL</u>
Instruction and General			
Exh. 10 - Instruction	\$43,041.8	\$814.3	\$43,856.1
Exh. 11 - Academic Support	6,208.2	224.0	6,432.2
Exh. 12 - Student Services	2,225.7	50.5	2,276.2
Exh. 13 - Institutional Support	3,950.9	10.0	3,960.9
Exh. 14 - Operation & Maint. of Plant	<u>5,308.7</u>	<u>10.0</u>	<u>5,318.7</u>
Total Instruction and General	60,735.3	1,108.8	61,844.1
Exh. 16 - Research	29,265.3	36,378.0	65,643.3
Exh. 17 - Public Service	76,650.0	42,356.3	119,006.3
Exh. 18 - Internal Service Departments	369.6	0.0	369.6
Exh. 19 - Student Aid Grants & Stipends	82.5	1,140.5	1,223.0
Exh. 22 - Independent Operations	<u>38,001.8</u>	<u>19,532.1</u>	<u>57,533.9</u>
Total Non Instruction and General	144,369.2	99,406.9	243,776.1
Total Expenditure Operating Budget	\$205,104.5	\$100,515.7	\$305,620.2

Note: Does not include UNM Hospital.

UNM HEALTH SCIENCES CENTER
Instruction and General (I & G) Revenues
Unrestricted and Restricted Funds
Fiscal Year 2001-02

FUNDS AVAILABLE:

Tuition		\$2,663,000
WICHE		78,000
Govt. Grants and Contracts		705,400
Federal Work-Study		40,000
Private Gifts/Grants/Contracts		103,400
Indirect Cost Recovery		
Instruction	\$55,500	
Research	8,698,600	
Public Service	3,058,400	
Equipment Reserve	<u>687,500</u>	
Total Indirect Cost Recovery		12,500,000
Medical Practice Income		3,288,600
Endowment		260,000
Sales/Services/Rentals/Misc.		90,300
State Appropriations		45,340,800
Transfers from Main Campus		10,550,800
Transfers to Research, Capital Outlay, etc.		<u>(13,985,200)</u>

TOTAL I&G REVENUES **\$61,635,100**

UNM HEALTH SCIENCES CENTER
Instruction and General (I&G) Expenditures
Fiscal Year 2001-02

	SCHOOL OF MEDICINE	COLLEGE OF NURSING	COLLEGE OF PHARMACY	HSC ADMIN. & CENTRAL SERVICES
Instruction	\$34,781,558	\$5,187,389	\$3,887,153	
Academic Support	2,308,000	426,500	332,100	\$3,365,600
Student Services	2,276,200	*	*	
Institutional Support				3,960,900
Operation & Maint. of Plant				5,318,700
TOTAL	\$39,365,758	\$5,613,889	\$4,219,253	\$12,645,200

* Paid from Main Campus I&G allocation; not transferred to Health Sciences Center.

UNM HEALTH SCIENCES CENTER
Budgeted Employee FTE'S
Fiscal Year 2001-02

	FACULTY	PROF	OTHER STAFF	HOUSE OFCRS	TOTAL
COLLEGE OF NURSING					
Academic Depts. & Admin.	55.08	4.25	24.20	0.00	83.53
Research, Pub. Svc. & Other *	0.95	1.53	2.58	0.00	5.07
COLLEGE OF PHARMACY					
Academic Depts. & Admin.	34.57	2.00	16.12	0.00	52.69
Poison & Drug Info. Center	1.81	1.90	12.10	0.00	15.81
Research, Pub. Svc. & Other *	5.36	7.57	12.75	0.00	25.68
SCHOOL OF MEDICINE					
Academic Depts. & Admin.	160.67	78.42	153.52	15.78	408.39
Diagnostic & Therapeutic Sciences	27.60	0.12	9.93	0.00	37.65
Housestaff Unit	1.26	2.00	4.00	0.00	7.26
Research, Pub. Svc. & Other *	286.51	369.85	622.67	140.20	1,419.23
Special Health Programs:					
EMS Academy	0.50	8.35	8.40	0.00	17.25
Hemophilia	0.59	3.00	0.46	0.00	4.05
Locum Tenens	0.75	1.40	18.00	10.00	30.15
Newborn ICU	3.17	16.04	12.03	2.25	33.49
Pediatric Dysmorphology	0.30	1.10	1.00	0.00	2.40
Pediatric Oncology	1.61	1.53	3.93	0.00	7.07
Pediatric Pulmonary	0.44	2.00	0.69	0.00	3.13
Special Perinatal	0.82	4.93	3.75	0.00	9.50
Young Children's Health Ctr.	0.86	7.29	16.55	0.00	24.70
CANCER CENTER **	14.43	42.09	93.59	6.49	156.60
CARRIE TINGLEY	0.00	12.80	110.70	0.00	123.50
CHILDREN'S PSYCH. HOSP.	0.00	48.05	153.40	12.54	213.99
MEDICAL INVESTIGATOR **	4.00	7.13	37.50	3.00	51.63
UNIV. PHYSICIANS ASSOC. **	0.00	26.05	120.19	0.00	146.24
UNM HOSPITAL	0.00	1,162.80	1,470.88	261.70	2,895.38
VA MEDICAL CENTER **	89.62	0.00	0.00	113.19	202.81
HEALTH SCIENCES CENTER					
Physical Plant O&M	0.00	2.30	96.44	0.00	98.74
Administration & Logistical	2.00	59.33	53.86	0.00	115.19
Health Sciences Library	11.55	23.10	15.78	0.00	50.43
Research, Pub. Svc. & Other *	10.97	15.25	25.67	0.00	51.89
GRAND TOTAL	715.42	1,912.18	3,100.69	565.15	6,293.45

* Distributed based on FY01 Actuals by unit. Includes Mental Health Center beginning in FY02.

** School of Medicine unit.

UNM HEALTH SCIENCES CENTER
Actual Employees
Fall 2001

SCHOOL OF MEDICINE

<u>Faculty</u>	<u>Employees</u>	<u>FTE's</u>
M.D.	405	368.6
M.D. (VA)	93	90.3
Ph.D.	132	117.9
Other Faculty	54	51.1
TOTAL FACULTY	684	627.9

<u>Staff</u>	<u>Employees</u>	<u>FTE's</u>
Exempt	539	487.3
Non-Exempt	825	777.6
TOTAL STAFF	1,364	1,264.9

COLLEGE OF NURSING

	<u>Employees</u>	<u>FTE's</u>
Faculty	50	49.0
Staff	50	34.0
TOTAL	100	83.0

COLLEGE OF PHARMACY

	<u>Employees</u>	<u>FTE's</u>
Faculty	36	34.8
Staff	37	35.3
TOTAL	73	70.1

UNM HEALTH SCIENCES CENTER
Uncompensated Indigent and Charity Care
Fiscal Year 2000-01 Actuals
At Cost

	<u>Amount</u>
Cancer Research & Treatment Center	\$2,375,100
Carrie Tingley Hospital	450,500
Children's Psychiatric Hospital	90,000
Mental Health Center	4,653,300
University Hospital	62,856,500
University Physician Associates	19,542,800
	<hr/>
TOTAL	\$89,968,200

UNM HEALTH SCIENCES CENTER
Total HSC Charges and Uncompensated Care by County
Fiscal Year 2000-01 Actuals
At Charges

County	Total Charges *	Total Uncompensated Charges	Total Uncompensated Percentage
Bernalillo	\$354,230,200	\$116,461,900	32.9%
Catron	1,163,700	272,500	23.4%
Chaves	9,666,800	1,285,100	13.3%
Cibola	10,323,300	2,102,500	20.4%
Colfax	2,901,500	403,200	13.9%
Curry	2,857,100	292,600	10.2%
De Baca	498,900	26,900	5.4%
Dona Ana	11,199,900	1,023,300	9.1%
Eddy	5,342,300	454,400	8.5%
Grant	5,405,800	547,600	10.1%
Guadalupe	1,671,600	345,100	20.6%
Harding	131,800	29,900	22.7%
Hidalgo	770,800	229,300	29.7%
Lea	2,037,200	377,400	18.5%
Lincoln	3,848,500	389,600	10.1%
Los Alamos	2,179,900	43,000	2.0%
Luna	3,267,600	679,000	20.8%
Mc Kinley	24,645,400	976,400	4.0%
Mora	737,000	215,900	29.3%
Otero	10,757,200	766,700	7.1%
Quay	1,602,800	355,400	22.2%
Rio Arriba	8,551,500	1,293,100	15.1%
Roosevelt	1,008,100	204,500	20.3%
San Juan	16,093,800	657,800	4.1%
San Miguel	6,378,800	775,200	12.2%
Sandoval	31,996,700	4,741,600	14.8%
Santa Fe	15,971,100	1,601,100	10.0%
Sierra	3,153,600	520,100	16.5%
Socorro	7,355,800	1,179,900	16.0%
Taos	5,624,500	797,600	14.2%
Torrance	7,997,700	2,178,800	27.2%
Union	303,800	26,000	8.6%
Valencia	30,707,300	8,359,500	27.2%
Out of State	26,550,100	2,354,100	8.9%
Totals	\$616,932,100	\$151,967,000	24.6%

* Includes Charity Care and Bad Debt of Self Payors

UNM HEALTH SCIENCES CENTER
Patient Statistics
Fiscal Year 2000-01 Actuals

<u>INPATIENT SUMMARY</u>	<u>Beds</u>	<u>Discharges</u>	<u>Patient Days</u>
Carrie Tingley Hospital	30	506	2,560
Children's Psychiatric Hospital	55	310	12,871
UNM Mental Health Center	74	1,591	14,636
UNM Hospital	<u>374</u>	<u>22,238</u>	<u>92,958</u>
TOTAL	533	24,645	123,025

Detail for Selected UNMH Inpatient Units

(Included in Summary Above)

Surgery/Trauma ICU	18	146	3,466
Clinical Research Center	16	1,325	4,412
Pediatric ICU	11	62	2,390
Pediatric ICU 2	14	473	4,711
NBICU	24	222	7,282
Nursery	30	3,044	4,597

OUTPATIENT SUMMARY

AMBULATORY CARE SUMMARY

Clinic Visits

Cancer Center	27,160
Carrie Tingley Hospital	19,178
Children's Psychiatric Hospital	22,736
Maternity & Infant Care	21,736
Mental Health Center	179,558 *
UNM Hospital	357,439
Young Children's Health Center	8,132
Milagro Program	<u>5,941 **</u>
TOTAL	641,880

* Includes 102,739 CASAA Methadone visits and 1,655 Rape Crisis visits.

** Milagro data is incomplete for current year.

**UNM HEALTH SCIENCES CENTER
UNM HOSPITAL
Patient Statistics
Fiscal Year 2000-01 Actuals**

AMBULATORY SERVICES - CLINICS	<u>Number of Clinic Visits</u>
1209 University Clinic	21,172
NE Heights Clinic	13,959
School Based Clinics	4,241
SE Heights Clinic	8,168
Westside Clinic	10,084
TOTAL	<u>57,624</u>

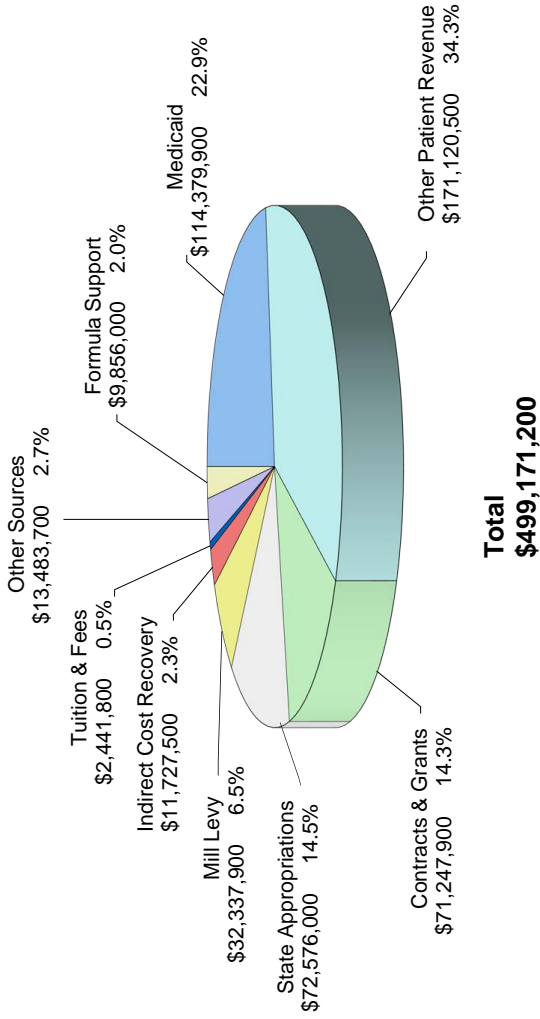
* Included in UNM Hospital on previous page.

OTHER AMBULATORY SERVICES	<u>Number of Services</u>
<u>ANCILLARY</u>	
Radiology	95,880
Laboratory	521,519
Pharmacy	406,520
Occupational Therapy	8,328
Physical Therapy	10,430
Rehabilitative Svcs. (on and off site)	47,936
Pulmonary	17,263
Speech Pathology	8,542
Other Ancillary	50,289
Hospice Care	5,505
Other Ambulatory	3,441
TOTAL	<u>1,175,653</u>

OTHER HOSPITAL SERVICES

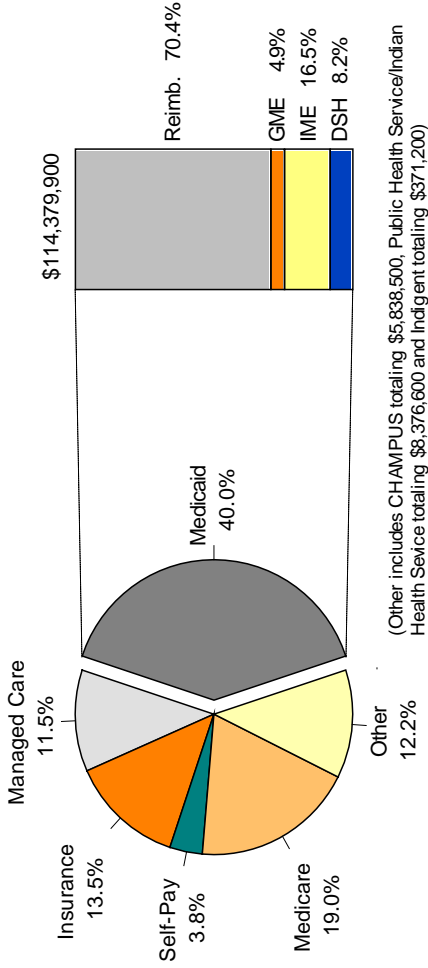
UNMH Helicopter Transports	849
Fixed Wing Transports	798
UNMH Kidney Transplants	35

UNM Health Sciences Center Net Income Sources FY 2000-01 Actuals



UNM Health Sciences Center Clinical Operations

FY 2000-01 Net Patient Revenue - Actuals

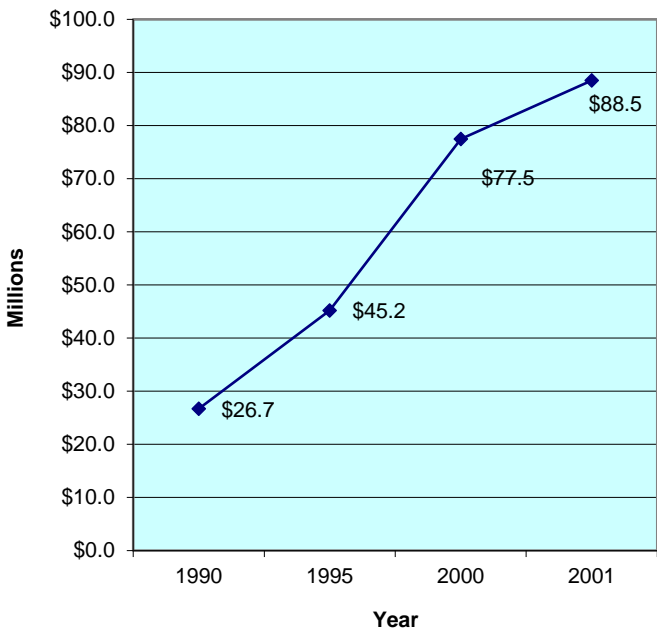


TOTAL \$285,500,400

Includes revenue of UNM Hospital, University Physician Associates, Cancer Center, Carrie Tingley Hospital, Children's Psychiatric Hospital, and Mental Health Center.

Federal Flow Through Funds - Graduate Medical Education (GME), Indirect Medical Education (IME) and Disproportionate Share (DSH)

UNM Health Sciences Center Total Research Award Dollars



—◆— Actual Awards

UNM HEALTH SCIENCES CENTER
Capital Facilities - Original Cost Plus Renovation
June 2001

	<u>Total Cost</u> <u>Millions</u>	<u>Sources of Funding (Millions)</u>			
		<u>Fed</u>	<u>State</u>	<u>County</u>	<u>Other (a)</u>
Carrie Tingley Hospital	8.0		6.9		1.1
UNM Cancer Center	7.5	3.4	1.1		3.0
Cancer Research Facility	17.9	2.8	6.0		9.1
Children's Psych. Hospital	2.8	0.1	2.7		
UNM Hospital	65.8	5.7	0.6	17.3	42.2
Ambulatory Care Center	20.8				20.8
UNM Mental Health Center	3.9	0.8		2.6	0.5
HSC Library	4.1	2.2	0.2		1.7
Basic Med. Sciences Bldg.	9.6	3.7	0.3		5.6
Family Practice/Psych.	3.0	1.9			1.1
Surge Building	0.9				0.9
Biomed Research Facility	9.1		8.8		0.3
Clinical & Magnetic Resonance Research Center (CMRRC)	2.2	0.4			1.8
Health Sciences and Services Building	6.3		4.1		2.2
Nursing/Pharmacy	5.2	1.4	0.5	1.8	1.5
Dental Programs	1.9		1.9		
Miscellaneous (b)	7.0		1.4		5.6
TOTAL	176.0	22.4	34.5	21.7	97.4
Percentages	100.0%	12.7%	19.6%	12.3%	55.4%

(a) Funds primarily involve grants to or by the School of Medicine, funds generated by University Hospital, or University revenue bonds.

(b) Included are buildings 2,4,5,6,7, 1005 Columbia and UNM Parking Garage.

Source: Health Sciences Center Office of Facility Planning

UNM HEALTH SCIENCES CENTER FACILITIES
June 2001

	<u>UNM Bldg #</u>	<u>Const/Acq Date</u>	<u>Cost (a) (Millions)</u>	<u>Gross Sq Feet</u>
HSC/School of Medicine				
Med 2	201	1963	0.7	18,240
Med 4	209N	1965	0.2	
Med 5	209C	1965	0.2	18,387
Med 6	209S	1965	0.2	
Med 7	210	1966	0.2	8,730
Med 1 (BMSB)	211	1967	9.6	174,941
Med 3A (Comm Dis)	212	1967	0.1	3,412
Med 8 (Surge)	226	1973	0.9	20,420
815 Vassar	232	1967		1,653
Med 9 (Family Practice)	248	1977	3.0	57,925
Med 10 (BRF)	253	1982	9.1	105,190
Med 11 (CMRRC)	260	1986	2.2	9,959
Dental Programs	249	1978	1.9	28,139
1005 Columbia	263	1986		2,436
Diabetes Control	264	1987	0.1	929
1000 Stanford	221	1972		2,331
925 Vassar	231	1960		1,781
Health Sciences & Services	266	1989	6.3	58,212
Subtotal			<u>34.7</u>	<u>512,685</u>
UNM Hospital	235	1954	65.8	582,377 (b)
UNM Parking Garage	202	1996	5.3	188,000
Mental Health Center				
Main Complex	235	1968	3.7	75,248
917 Vassar	225	1960		1,334
919 Vassar	246	1976	0.2	1,060
905 Vassar	247	1976		1,880
Subtotal			<u>3.9</u>	<u>79,522</u>
Ambulatory Care Center	269	1991	20.8	210,324 (c)
Cancer Center	227	1975	7.5	109,724
Cancer Research Facility	229	1998	17.9	82,867
CarrieTingley Hospital	270	1985	8.0	89,207
Children's Psych Hospital	236-245	1978	2.8	57,690 (d)
HSC Library	234	1976	4.1	65,799
Nursing & Pharmacy	228	1975	5.2	96,080
TOTAL			<u>176.0</u>	<u>2,074,275</u>

(a) Includes Additions and Major Renovations

(b) Includes 1209 University Boulevard, Rio Rancho Clinic, and Academy Clinic.

(c) School of Medicine space is 118,272 GSF.

(d) Includes Day Treatment Center, Bld 254

Source: Health Sciences Center Office of Facility Planning

UNM HEALTH SCIENCES CENTER
Data Book FY 2001-02
Notes