



## HLC Accreditation Evidence Document

**Title: Global Education Office Website**

**Office of Origin: Office of Academic Affairs**

**Description:** A selection of screenshots from UNM's Global Education Office (GEO) website, showing the information available to both incoming abroad students as well of current UNM students interested in studying abroad. Appended to this is a current document provided by GEO on international admissions

Date: 2018





YOU ARE WELCOME HERE

- INTERNATIONAL ADMISSION
- ACTIVITIES EVENTS
- INTERNATIONAL SCHOLARS
- CELAC: INTENSIVE ENGLISH
- EDUCATION ABROAD
- INTERNATIONAL STUDENTS
- GLOBAL PROGRAMS
- PASSPORT OFFICE



ISSS Calendar

Social Hours Calendar

View All >>

Spotlight On...

GEO Important Message

GEO affirms its support for undocumented students and families


Read More >>




# Learn More About the UNM Experience

The Global Education Office (GEO) provides services to international students and scholars coming to UNM, coordinates opportunities for UNM students to study overseas and offers intensive English language programs to students interested in studying in the U.S.


As an advocate for international programs on campus, GEO helps to prepare UNM faculty, administrators, and students to understand and work effectively in a complex and rapidly changing global community.



Life at UNM



UNM Academics



Life in Albuquerque

**Global Education Office (GEO)**  
 2120 Mesa Vista Hall  
 MSC06 3850, 1, University of New Mexico  
 Albuquerque, NM 87131-0001  
 Phone: (505) 277-4032, Fax: (505) 277-1867  
 Email: geo@unm.edu



ABOUT



GLOBAL PARTNERSHIP



WELCOME



MISSION



STATISTICS




STAFF



CONTACT US

# Welcome to GEO



As a service unit, the Global Education Office (GEO) facilitates international linkages, cultural exchange, and the development of university. The unit is responsible for

international recruitment and admissions, facilitates opportunities to study and work overseas through exchange and education abroad programs, offers immigration and orientation services for international students and scholars who study and work at UNM, and provides intensive English language programs at the intermediate and advanced level.

GEO Structure



## GEO Mission & Function

The Global Education Office mission is to help prepare UNM students, faculty, and staff to understand and work effectively in a complex and rapidly changing global community.

- Forging strategic partnerships with academic institutions and government partners around the globe
- Acting as a liaison for U.S. government agencies, foreign embassies, sponsors and educational foundations that support international education
- Providing training on cross-cultural competence and campus internationalization
- Supporting UNM faculty who develop and lead courses abroad
- Advising and facilitating education abroad for domestic students
- Recruiting and admitting international students
- Offering intensive education in English as a Second Language (ESL)
- Providing immigration advice, onboarding support, and campus information and transition services for international students and visiting scholars

# Statistics

[International Statistics](#)

[International Admission Statistics](#)

© The University of New Mexico

Albuquerque, NM 87131  
 Phone: (505) 277-0111  
 New Mexico's Flagship University

Global Education Office (GEO)

2120 Mesa Vista Hall  
 MSC06 3850, 1, University of New Mexico  
 Albuquerque, NM 87131-0001  
 Phone: (505) 277-4032, Fax: (505) 277-1867  
 Email: [geo@unm.edu](mailto:geo@unm.edu)







# Global Education Office

- INTERNATIONAL ADMISSION
- CURRENT STUDENTS
- FACULTY & SCHOLARS
- GLOBAL PARTNERS
- ABOUT GEO
- ACTIVITIES & EVENTS

## INTERNATIONAL STUDENT AND SCHOLAR SERVICES



COMING TO UNM



LIFE AT UNM



HEALTH CARE



IMMIGRATION & WORK




FORMS

UNM / Home / Students / Life at UNM

# Life at UNM

Read on to get the best out of your experience in Albuquerque!



**Global Education Office (GEO)**  
 2120 Mesa Vista Hall  
 MSC06 3850, 1, University of New Mexico  
 Albuquerque, NM 87131-0001  
 Phone: (505) 277-4032, Fax: (505) 277-1867  
 Email: geo@unm.edu

**International Students & Scholars Service  
 Global Education Office**  
 2120 Mesa Vista Hall  
 MSC06 3850, 1, University of New Mexico  
 Albuquerque, NM 87131-0001  
 Phone: (505) 277-4032, Fax: (505) 277-1867  
 Email: iadvisor@unm.edu



© The University of New Mexico  
 Albuquerque, NM 87131, (505) 277-0111  
 New Mexico's Flagship University



more at social.unm.edu






INTERNATIONAL STUDENT AND SCHOLAR SERVICES



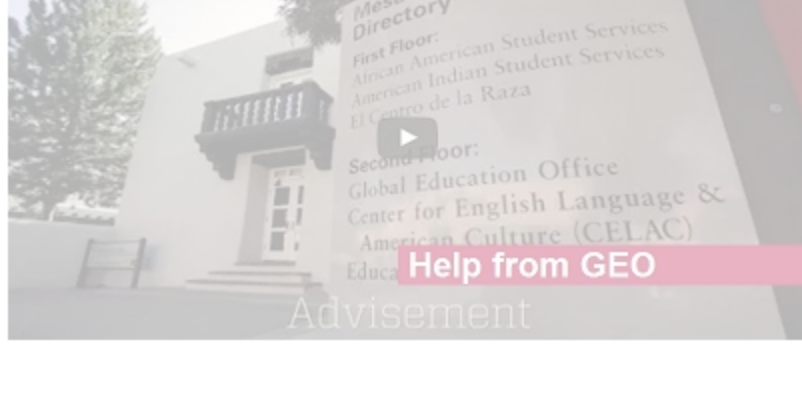
UNM / Home / Students / Coming UNM

# Coming to UNM

The Global Education Office (GEO) helps new international students adjust to life at UNM through pre-arrival information, mandatory international student orientations, and fun welcome events. As soon as you have been admitted to UNM, read the information below to make your travel and arrival plans.



## Pre-Arrival Information




**Global Education Office (GEO)**  
 2120 Mesa Vista Hall  
 MSC06 3850, 1, University of New Mexico  
 Albuquerque, NM 87131-0001  
 Phone: (505) 277-4032, Fax: (505) 277-1867  
 Email: geo@unm.edu

**International Students & Scholars Service**  
**Global Education Office**  
 2120 Mesa Vista Hall  
 MSC06 3850, 1, University of New Mexico  
 Albuquerque, NM 87131-0001  
 Phone: (505) 277-4032, Fax: (505) 277-1867  
 Email: iadviser@unm.edu





## EDUCATION ABROAD



## EDUCATION ABROAD



STUDENTS



PARENTS



FACULTY



ADVISORS



RESOURCES



LOGIN

## Education Abroad

The University of New Mexico strongly endorses the nationally recognized need to promote global awareness of and sensitivity to multicultural issues in today's interdependent world. We invite you to browse this website for information regarding education abroad as well as available study, research, and internship programs. Once you've read through the information, we invite you to contact us by e-mail, attend an Abroad 101 session, or make an appointment to meet with an advisor. Thank you for visiting today.

### GETTING STARTED



You're just 10 steps away from studying in another country!

[learn about studying abroad](#)

### UNM PACK

Petersburg today, I would've been hard... [Read more](#)

#### Ninjas!

Written by Isaac M. Date **11/08/2018 - 3:57pm** Hey everyone! Hope everyone is doing well! So, this past weekend was not only a culture shock but... [Read more](#)

#### <Div>Morocco Trip & Thoughts On International Education</Div>

Written by Miguel Sabol Date **11/08/2018 - 3:56pm** At first, I thought of making two different blog posts about the topics in this post, but after... [Read more](#)

1 of 4

[next >](#)

#### Global Education Office (GEO)

2120 Mesa Vista Hall  
MSC06 3850, 1, University of New Mexico  
Albuquerque, NM 87131-0001  
Phone: (505) 277-4032, Fax: (505) 277-1867  
Email: [geo@unm.edu](mailto:geo@unm.edu)

#### Education Abroad Office

302 Cornell Dr. NE (2120 Mesa Vista Hall)  
MSC06 3850, 1 University of New Mexico  
Albuquerque, NM 87131  
Phone (505) 277-4032 | Fax: (505) 277-1867  
[studyabd@unm.edu](mailto:studyabd@unm.edu)





## EDUCATION ABROAD



STUDENTS



PARENTS



FACULTY



ADVISORS



RESOURCES



LOGIN

## Resources

FAQS



PASSPORTS



FUNDING AND SCHOLARSHIPS



HEALTH & SAFETY



MENTAL AND EMOTIONAL WELL-BEING ABROAD



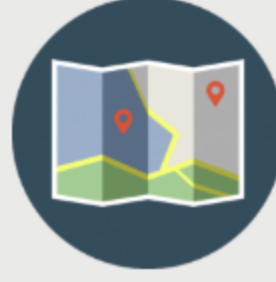
INDEPENDENT STUDY ABROAD/ACADEMIC TRAVEL




VISAS



WHAT TO PACK?




STUDY ABROAD RESOURCES THROUGH UNM LIBRARIES



ABROAD 101



CONTACT US



RETURNEE ABROAD OPPORTUNITIES



### Global Education Office (GEO)

2120 Mesa Vista Hall  
MSC06 3850, 1, University of New Mexico  
Albuquerque, NM 87131-0001  
Phone: (505) 277-4032, Fax: (505) 277-1867  
Email: [geo@unm.edu](mailto:geo@unm.edu)

### Education Abroad Office

302 Cornell Dr. NE (2120 Mesa Vista Hall)  
MSC06 3850, 1 University of New Mexico  
Albuquerque, NM 87131  
Phone (505) 277-4032 | Fax: (505) 277-1867  
Email: [studyabd@unm.edu](mailto:studyabd@unm.edu)





EDUCATION ABROAD



STUDENTS



PARENTS



FACULTY



ADVISORS



RESOURCES



LOGIN

# Funding and Scholarships

## HOW TO PAY FOR STUDY ABROAD?

Funding is every student's number one concern when considering studying abroad. Most UNM students utilize a combination of financial aid, scholarships, and their own money to study abroad. In almost all cases, you can use your **financial aid** (Pell Grant, New Mexico Lottery Success Scholarship, loans, etc.) to study abroad!!



Study abroad is considered a [High Impact Practice](#) that has numerous benefits in student development, so there are many organizations out there willing to help fund your time abroad - including UNM. Start your research into **scholarship** opportunities early your study abroad advisor at GEO to discuss some options that may be less costly. Some opportunities are even **less expensive** than being at UNM for the semester!!

UNM BASED STUDY ABROAD SCHOLARSHIPS

NATIONAL STUDY ABROAD SCHOLARSHIPS

DIRECT ENROLL STUDY ABROAD PROGRAM SCHOLARSHIPS

GRADUATE SCHOLARSHIPS

OTHER STUDY ABROAD SCHOLARSHIP RESOURCES

FUNDRAISING OPPORTUNITIES

USING FINANCIAL AID

MAINTAINING AID AND SCHOLARSHIPS WHILE ABROAD

[Regents' International Study Grant](#)

[GEO Mexico Study Abroad Scholarship](#)

[UNM Ambassadors - The Pack Blog Abroad Scholarship](#)

[International Study Institute Scholarships](#)

[UNM Benjamin Sacks Endowment Fund](#)

[Joseph C. Gallagher Scholarship for Study in Ireland and Europe](#)

[Spanish and Portuguese Department Scholarships](#)

[UNM Scholarship Search](#)

[LAI Funding](#)

[Graduate Resource Center Funding](#)

[Current Undergraduate Scholarships Offered by the College of Arts and Sciences](#)

**Global Education Office (GEO)**  
2120 Mesa Vista Hall  
MSC06 3850, 1, University of New Mexico  
Albuquerque, NM 87131-0001  
Phone: (505) 277-4032, Fax: (505) 277-1867  
Email: [geo@unm.edu](mailto:geo@unm.edu)

**Education Abroad Office**  
302 Cornell Dr. NE (2120 Mesa Vista Hall)  
MSC06 3850, 1 University of New Mexico  
Albuquerque, NM 87131  
Phone (505) 277-4032 | Fax: (505) 277-1867  
[studyabd@unm.edu](mailto:studyabd@unm.edu)







Global Education Office

MSC06 3850, 1 University of New Mexico

Albuquerque, NM 87131-0001

Phone: (505) 277-4032, FAX: (505) 277-1867

### **NEW INTERNATIONAL STUDENT ENROLLMENT FALL 2018**

The following charts and tables are designed to help a reader understand the current trends in new international student enrollment at the University of New Mexico -UNM. **It is critical to note that the numbers below only include students who: 1. completed the admission process, 2. were admitted to UNM, and 3. received immigration documents from the University.** The numbers **do not** include international students who applied and were not admitted, nor do they include those who were admitted but canceled their admission prior to receiving immigration documents from UNM. These numbers include permanent residents and US citizens only if they are full-time exchange students or intensive English students. These numbers also **do not** include F-1 and J-1 students sponsored by other institutions who enroll part-time at the University of New Mexico.

The statistics included in this report separate the incoming international students at UNM into the following categories:

- Graduate (Doctorate and Masters)
- Undergraduate (Associates and Bachelors)
- Other (Certificate programs, such as Tamarind Professional Printing Program)
- Exchange/Guest students
- Intensive English (CELAC)

Exchange/Guest students are analyzed separately, as these students are not receiving degrees or certificates from the university, but are taking coursework for one semester or year only, pursuant to an agreement between UNM and their home institution. Intensive English students are also listed separately as these students are enrolled in the Center for English Language and American Culture (CELAC) program at UNM, which is a non-transcripted UNM program. If a student is enrolled at UNM on an exchange/guest agreement and is taking classes in the CELAC program, they are counted as exchange/guest and are not in the CELAC number.

#### **Observations:**

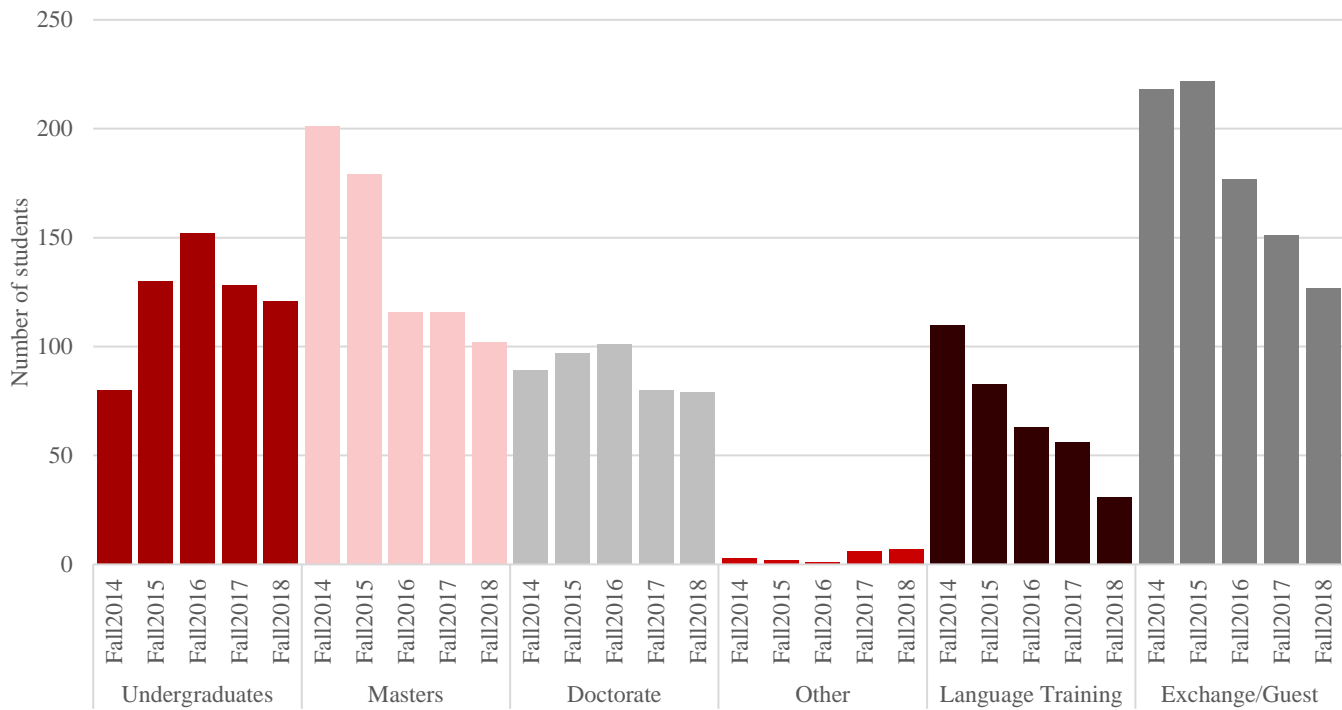
- The total number of new international students admitted at UNM in all programs -degree, exchange/guest and CELAC - for fall 2018 decreased by 13.04% over fall 2017. The total number of new students admitted into degree programs decreased by 6.79% over fall 2017
- Of those who enrolled at UNM, there was a 3.47% decrease in new international graduates (144 to 139), a 18.69% decrease in new undergraduates (107 to 87), a 18.62% decrease in new Exchange/Guest students (145 to 118), and 58.06% decrease (31 to 13) in new full-time Intensive English over last year.
- Of the new international student population enrolling for fall 2018, Graduate students comprised 38.19%, Undergraduates 23.9%, Exchange/Guest students 32.42% and Intensive English students 3.57% of the total.
- This year 77.94% of all students who completed the admission process enrolled at the university, compared with 80.45% last year. In other words, the yield decreased by 2.51% over fall 2017. Counting degree-seeking students only, the percentage was 74.83% this year and 77.47% last year. In other words, the yield decreased by 2.64% over fall 2017.
- For Fall 2018, newly enroll students came from 66 countries.



## TOTAL ADMITTED INTERNATIONAL STUDENTS

This group consists of all students who were admitted and issued immigration documents for fall 2018, regardless of whether or not they enrolled at UNM.

Total Admitted International Students					
Category	Fall 2014	Fall 2015	Fall 2016	Fall 2017	Fall 2018
Associates	1	7	5	6	4
Bachelors	79	123	147	122	117
Masters	201	179	116	116	102
Doctorate	89	97	101	80	79
Other	3	2	1	6	7
Language Training	110	83	63	56	31
Exchange/Guest	218	222	177	151	127
Total	701	713	610	537	467



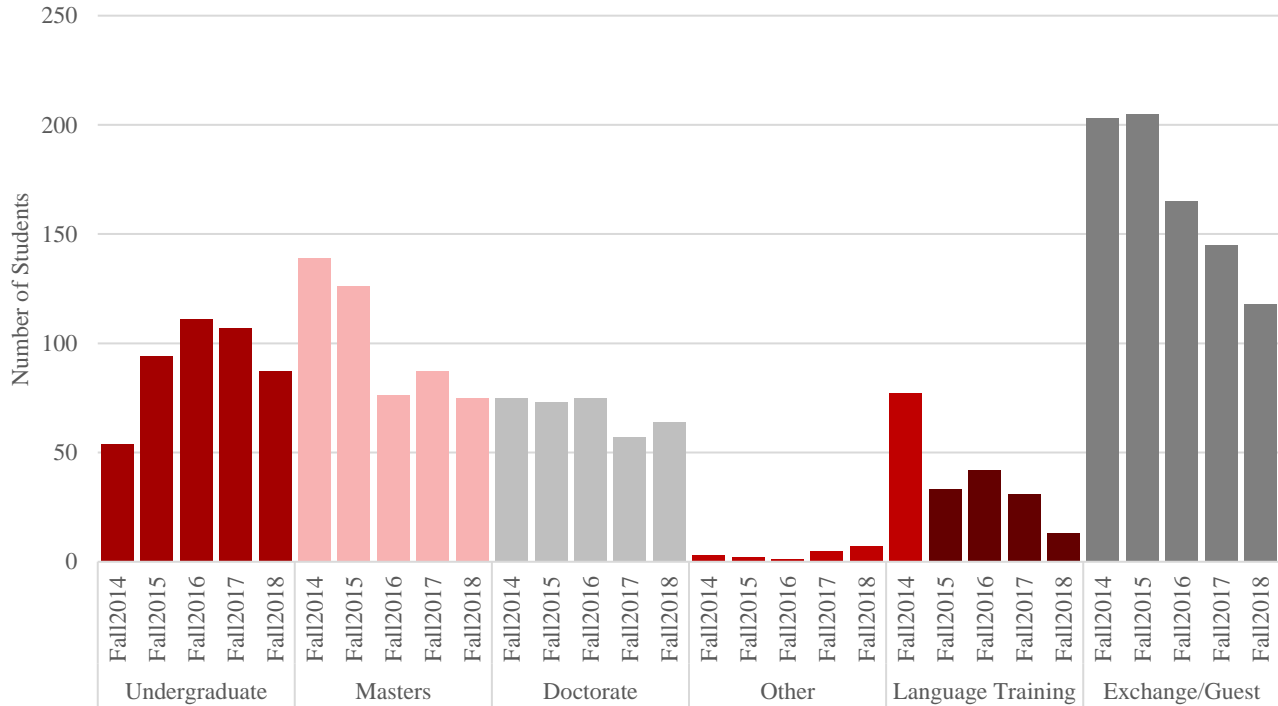


## TOTAL ADMITTED AND REGISTERED

Admitted and Registered Students consist of international students who were admitted and who enrolled at UNM for fall 2018.

**Chart 1: Total Admitted and Registered by Year**

Total Admitted and Registered International Students by Year					
Category	Fall 2014	Fall 2015	Fall 2016	Fall 2017	Fall 2018
Associates	1	6	3	5	4
Bachelors	53	88	108	102	83
Masters	139	126	76	87	75
Doctorate	75	73	75	57	64
Other	3	2	1	5	7
Language Training	77	33	42	31	13
Exchange/Guest	203	205	165	145	118
Total	551	533	470	432	364

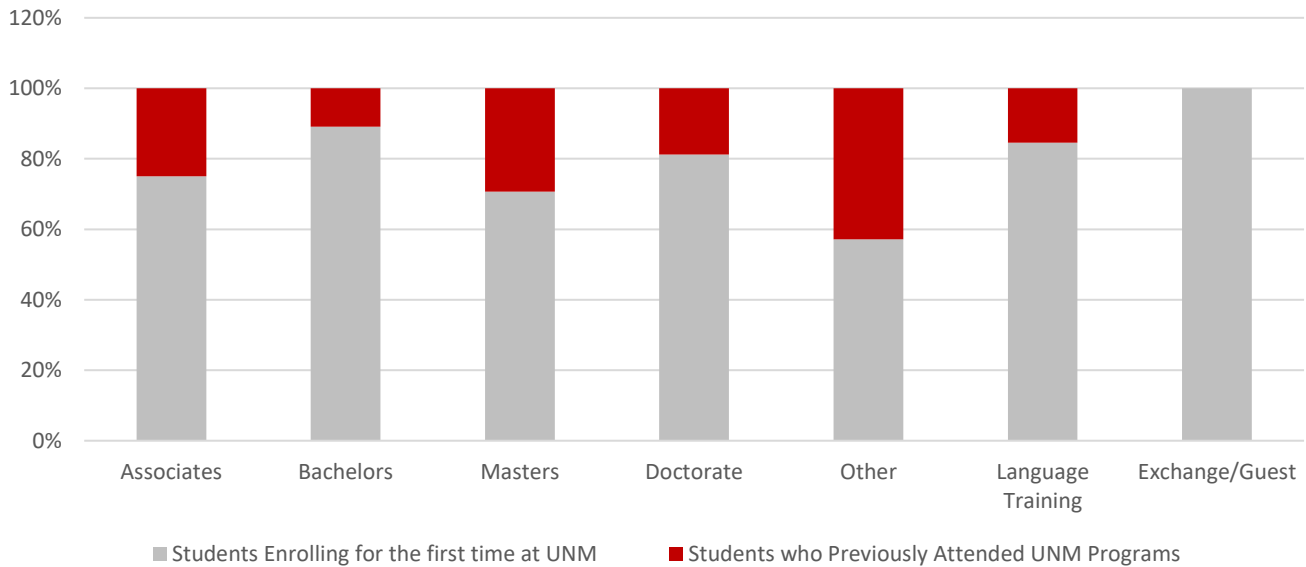




**Chart 2-1: Percentage of Students Previously at UNM**

The chart below represents the number of new students who previously attended UNM either in CELAC, exchange, or degree-seeking programs and who enrolled in a new program this semester.

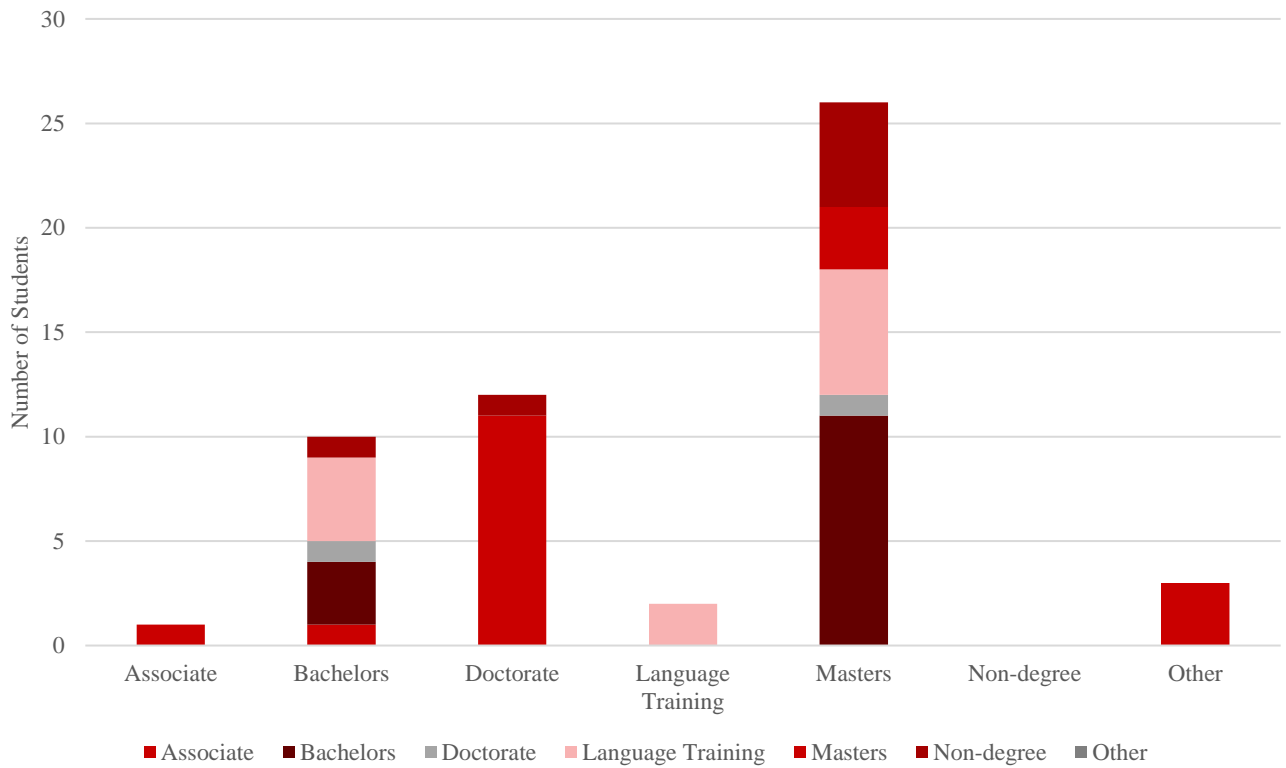
Category	Students Enrolling for the first time at UNM		Students who Previously Attended UNM Programs	
	number	%	number	%
Associates	3	75%	1	25%
Bachelors	74	89%	9	11%
Masters	53	71%	22	29%
Doctorate	52	81%	12	19%
Other	4	57%	3	43%
Language Training	11	85%	3	15%
Exchange/Guest	118	100%	0	0%
<b>Total</b>	<b>315</b>	<b>87%</b>	<b>49</b>	<b>13%</b>





**Chart 2-2: Students Previously at UNM Attended Programs...**

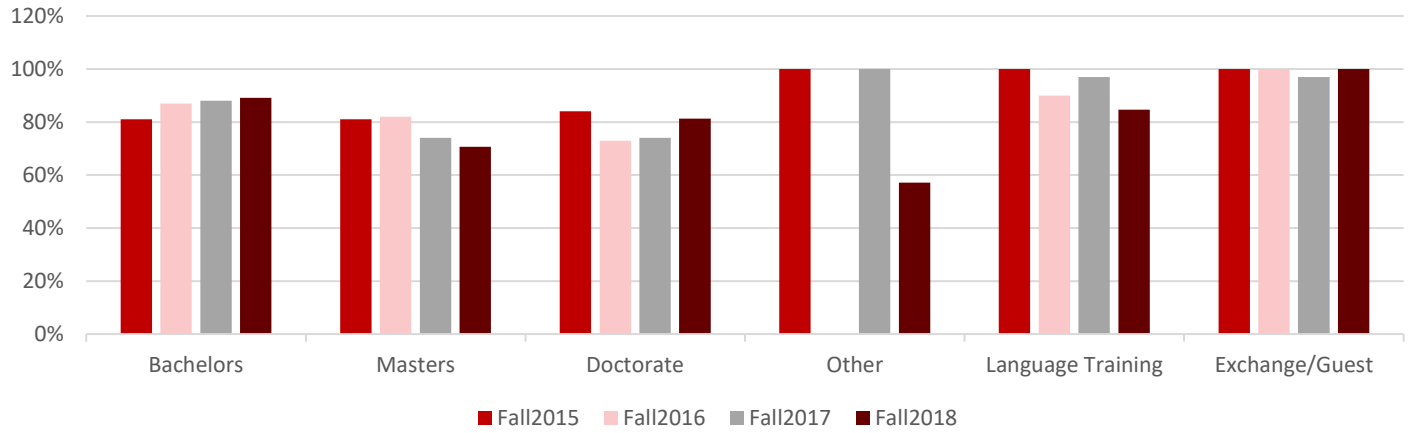
Current Program	Previous Program						
	Associate	Bachelors	Doctorate	Language Training	Masters	Non-degree	Other
Associate	1	0	0	0	0	0	0
Bachelors	1	3	1	4	0	1	0
Doctorate	0	0	0	0	11	1	0
Language Training	0	0	0	2	0	0	0
Masters	0	11	1	6	3	5	0
Exchange/Guest	0	0	0	0	0	0	0
Other	0	0	0	0	3	0	0
<b>Total</b>	<b>2</b>	<b>14</b>	<b>2</b>	<b>12</b>	<b>17</b>	<b>7</b>	<b>0</b>





**Chart 2-3: Percentage of First-Time Enrollees Over Previous Year**

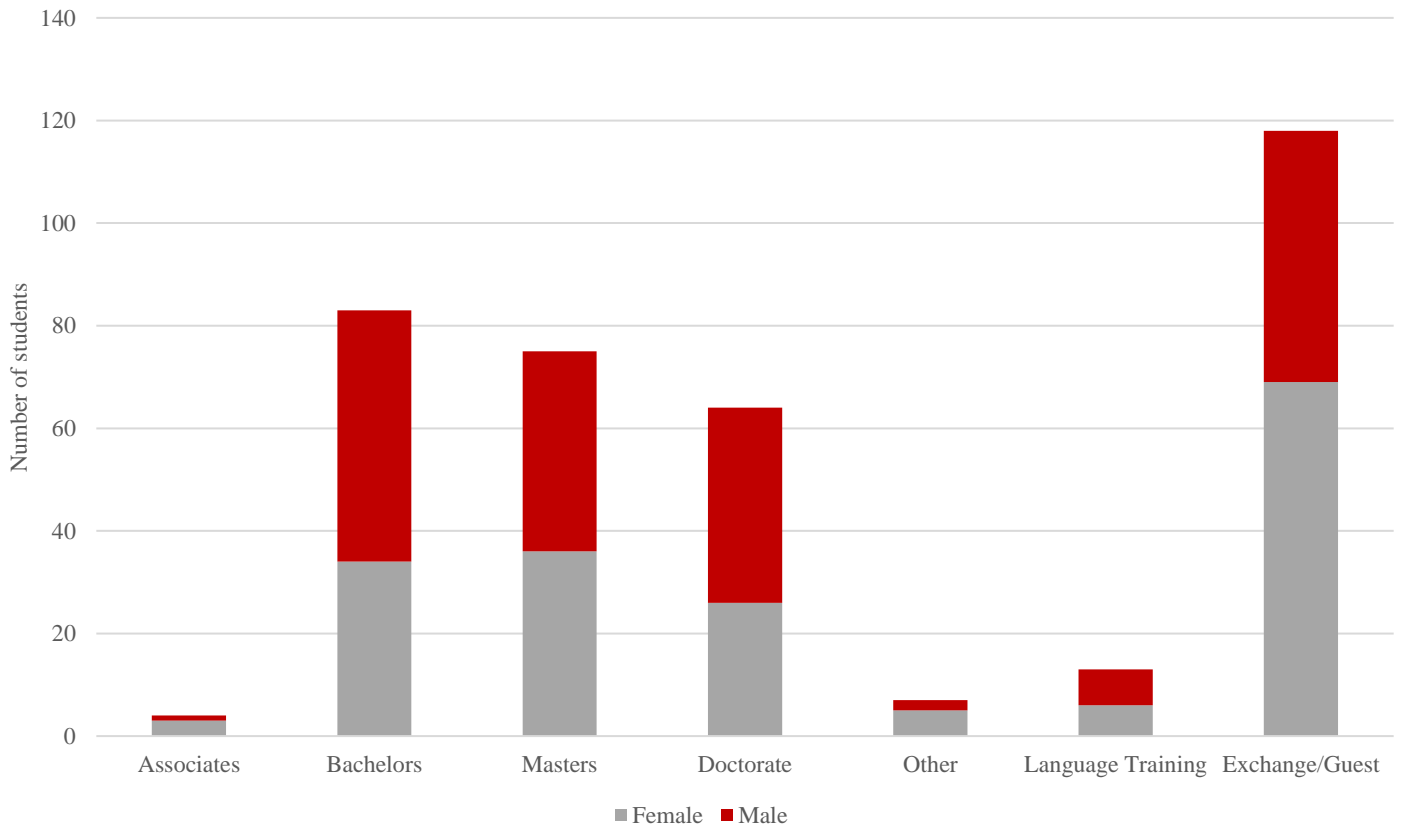
Category	Fall 2015	Fall 2016	Fall 2017	Fall 2018
Associates	50%	67%	80%	75%
Bachelors	81%	87%	88%	89%
Masters	81%	82%	74%	71%
Doctorate	84%	73%	74%	81%
Other	100%	0%	100%	57%
Language Training	100%	90%	97%	85%
Exchange/Guest	100%	100%	97%	100%





**Chart 4: Gender Distribution: Admitted and Registered**

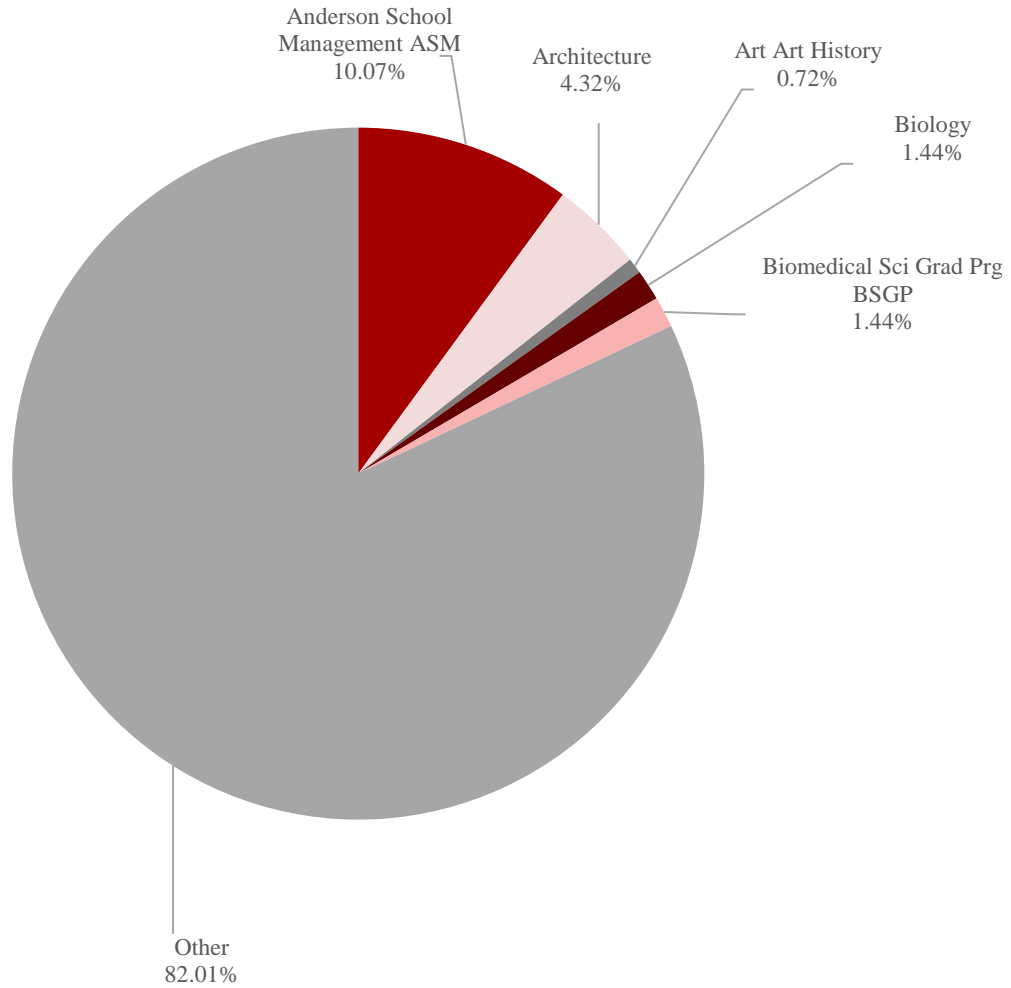
Gender Distribution		
Category	Female	Male
Associates	3	1
Bachelors	34	49
Masters	36	39
Doctorate	26	38
Other	5	2
Language Training	6	7
Exchange/Guest	69	49
<b>Total</b>	<b>179</b>	<b>185</b>





**Chart 5: Top Graduate Majors: Admitted and Registered**

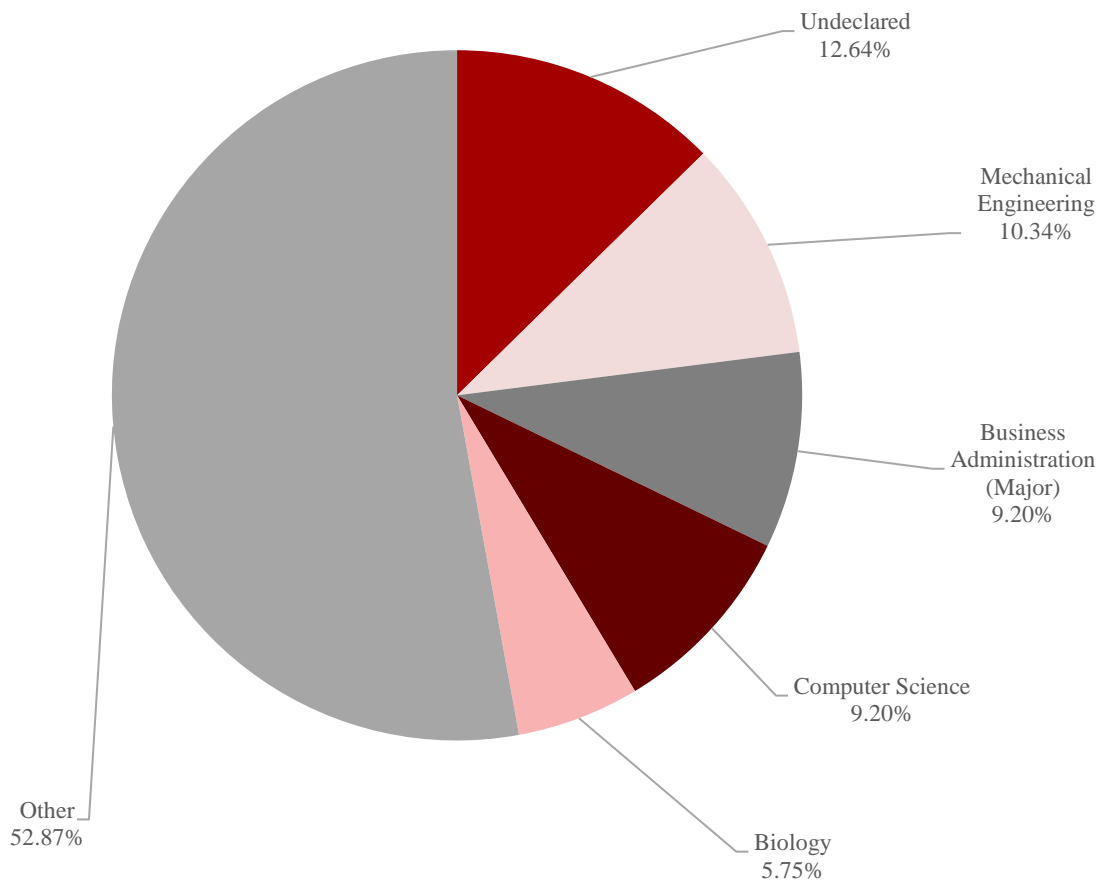
Top Graduate Majors	Number of Students
Anderson School Management ASM	14
Architecture	6
Art Art History	1
Biology	2
Biomedical Sci Grad Prg BSGP	2
Other	114



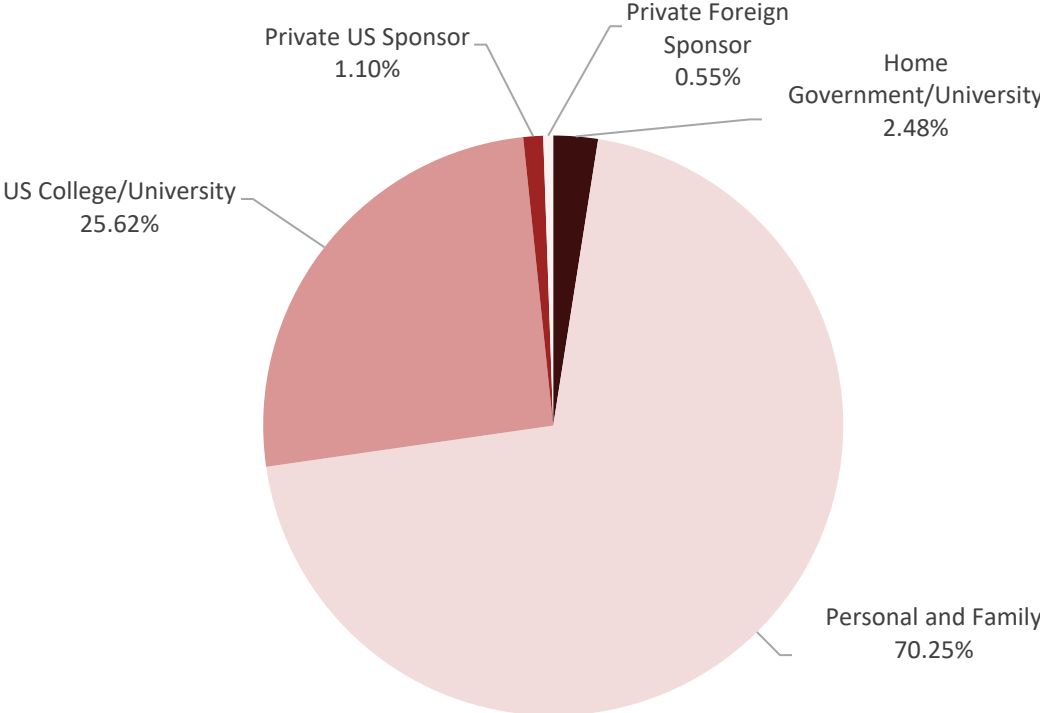


**Chart 6: Top Undergraduate Majors: Admitted and Registered**

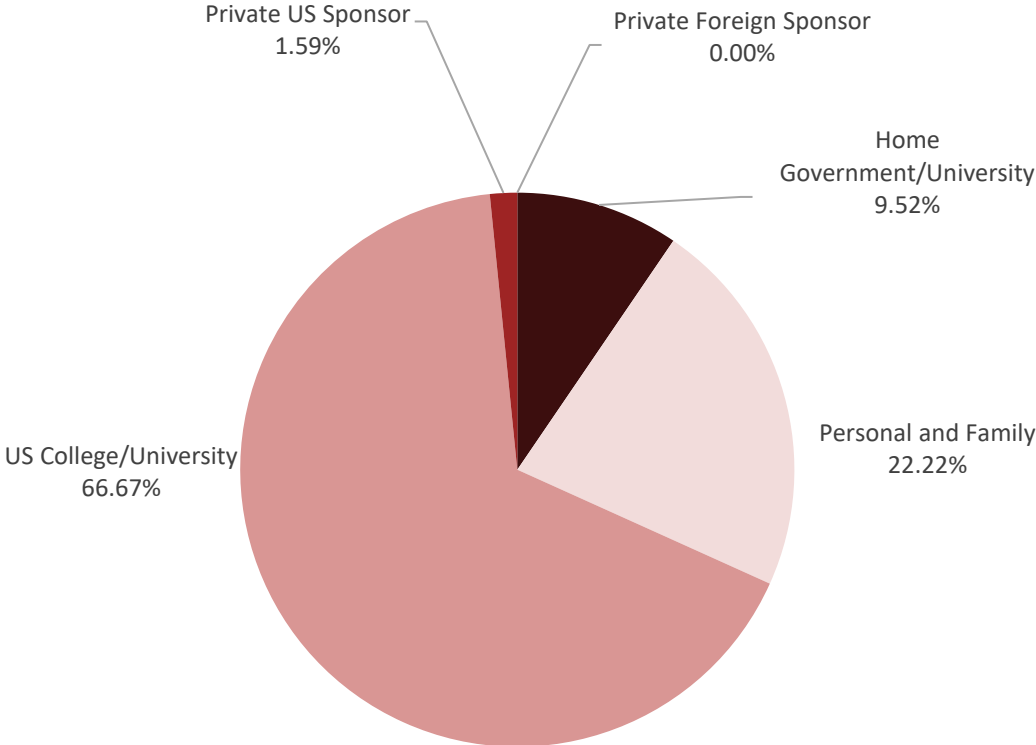
Top Undergraduate Majors	Number of Students
Undeclared	11
Mechanical Engineering	9
Business Administration (Major)	8
Computer Science	8
Biology	5
Other	46



**Chart 7: Primary Source of Funds: Admitted and Registered**

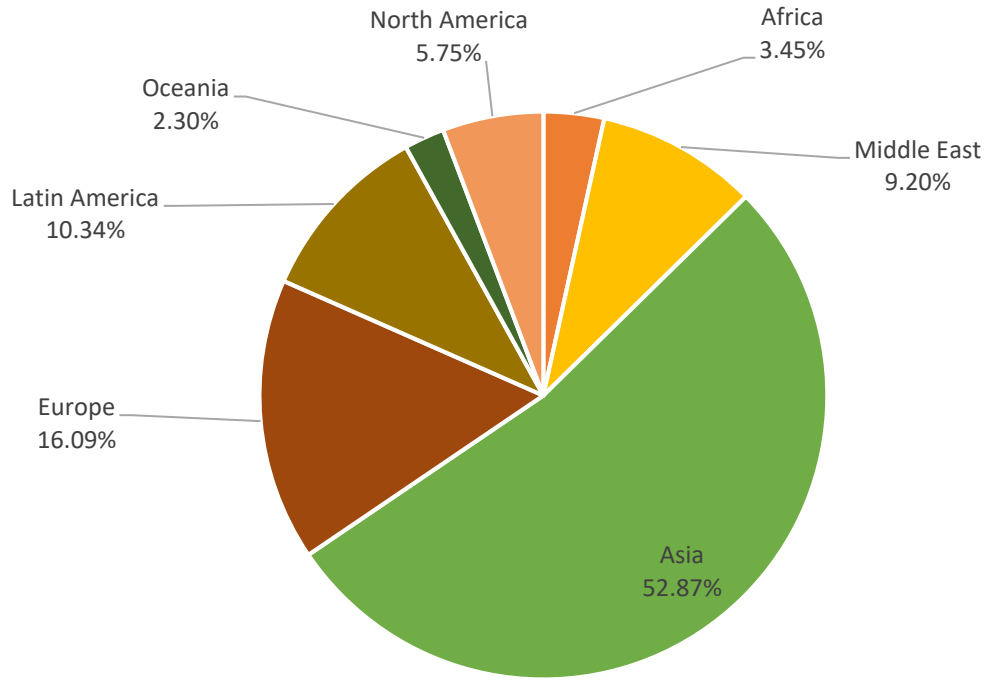


**Chart 7-1: Primary Source of Funds: Admitted and Registered (Degree-Seeking)**

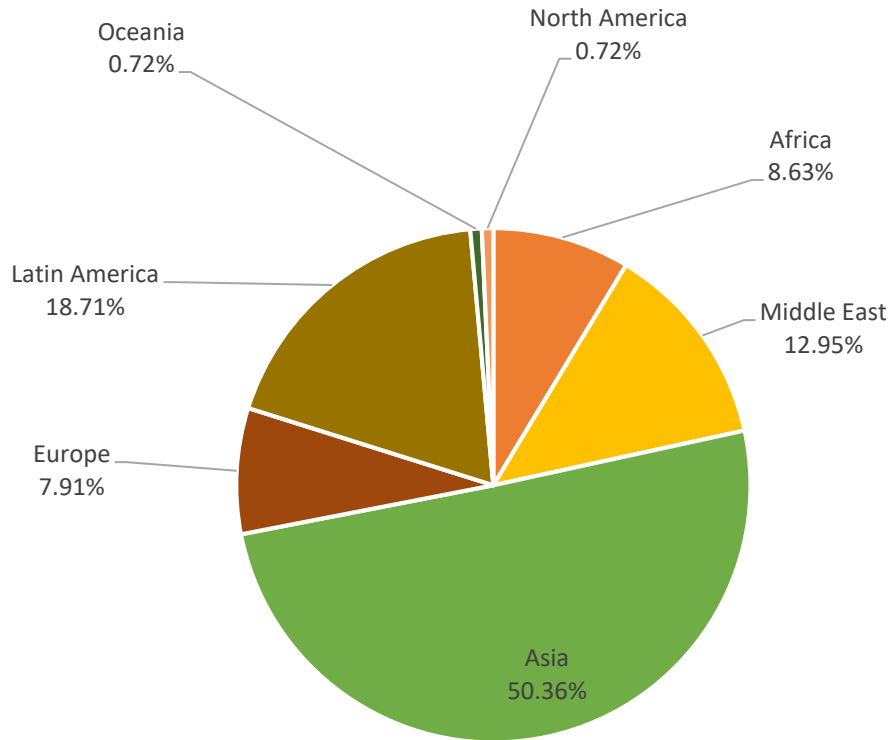




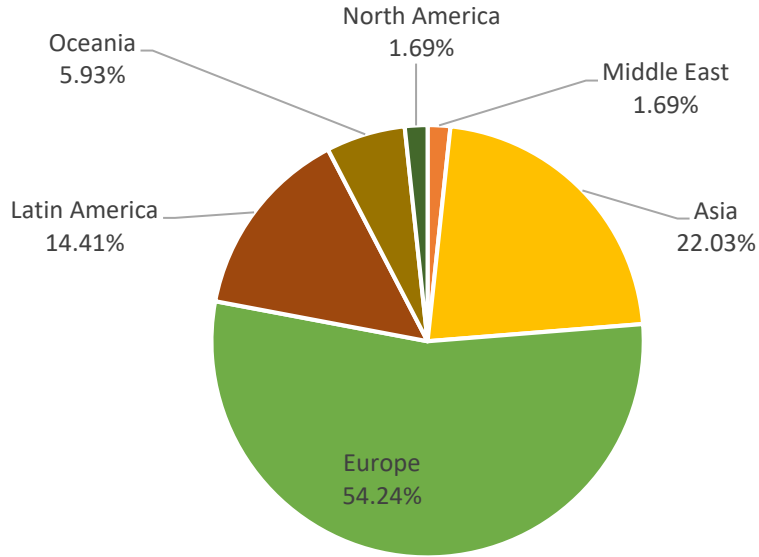
**Chart 8-1: Undergraduates by World Region: Admitted and Registered**



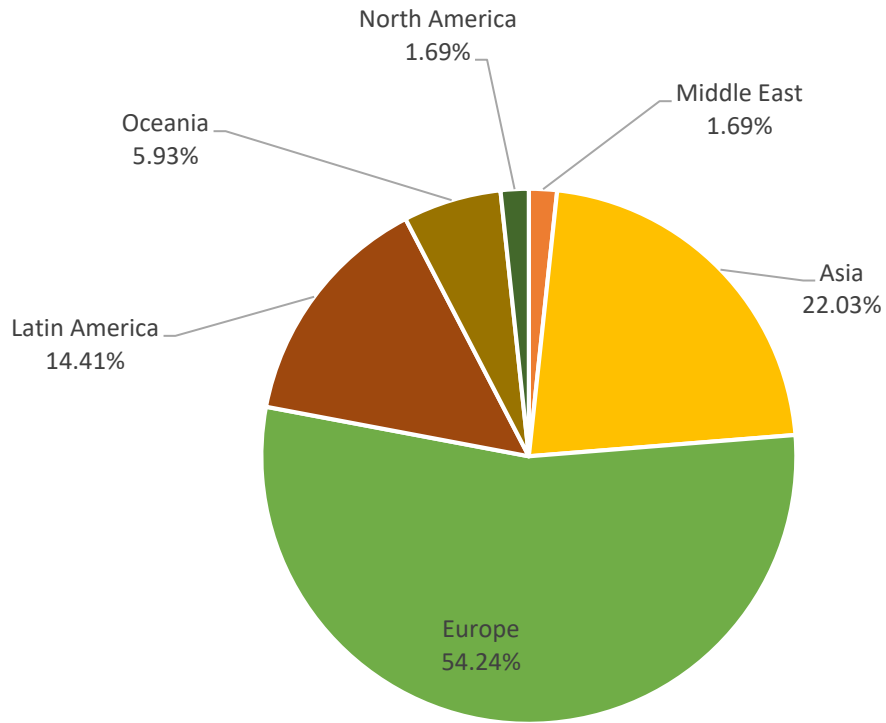
**Chart 8-2: Graduates by World Region: Admitted and Registered**



**Chart 8-3: Exchange/Guest by World Region: Admitted and Registered**



**Chart 8-4: Intensive English (CELAC) by World Region: Admitted and Registered**





**Chart 9-1: Undergraduates by Country: Admitted and Registered**

<b>Country</b>	<b># of Students</b>
Antigua and Barbuda	1
Argentina	1
Australia	2
Azerbaijan	1
Bangladesh	1
Brazil	1
Canada	5
China	10
Colombia	1
Croatia	1
France	1
Ghana	1
Guatemala	1
Iceland	1
India	2
Ireland	1
Israel	1
Jamaica	1
Kuwait	2
Lebanon	1
Madagascar	1
Mexico	2
Nepal	17
Nigeria	1
Norway	6
Pakistan	2
Philippines	3
Russia	1
Saudi Arabia	2
Slovakia	1
South Korea	3
Taiwan	1
Thailand	1
Turkmenistan	1
United Kingdom	1
Venezuela	1
Vietnam	6
Yemen	1
<b>Grand Total</b>	<b>87</b>

**Chart 9-2: Graduates by Country: Admitted and Registered**

<b>Country</b>	<b># of Students</b>
Australia	1
Bangladesh	7
Bolivia	1
Brazil	6
Cameroon	1
Canada	1
China	13
Colombia	3
Cote D Ivoire	1
Ecuador	1
Egypt	1
France	1
Germany	1
Ghana	3
Honduras	1
India	28
Indonesia	1
Iran	7
Italy	1
Japan	2
Jordan	2
Kenya	1
Mexico	11
Nepal	7
Nigeria	5
Pakistan	4
Peru	1
Russia	1
Saudi Arabia	6
South Korea	4
Spain	1
Sweden	1
Taiwan	1
Thailand	1
Turkey	3
United Kingdom	5
Venezuela	2
Vietnam	2
<b>Grand Total</b>	<b>139</b>



**Chart 9-3: Exchange/Guest by Country: Admitted and Registered**

<b>Country</b>	<b># of Students</b>
Australia	7
Austria	1
Azerbaijan	2
Brazil	2
Canada	2
Chile	2
China	4
Denmark	1
Ecuador	1
France	4
Germany	7
Italy	1
Japan	8
Latvia	1
Mexico	8
Netherlands	12
Peru	3
South Korea	13
Spain	4
Sweden	2
Taiwan	1
Turkey	1
United Kingdom	28
United States (COB)	2
West Bank	1
<b>Grand Total</b>	<b>118</b>

**Chart 9-4: Intensive English (CELAC) by Country: Admitted and Registered**

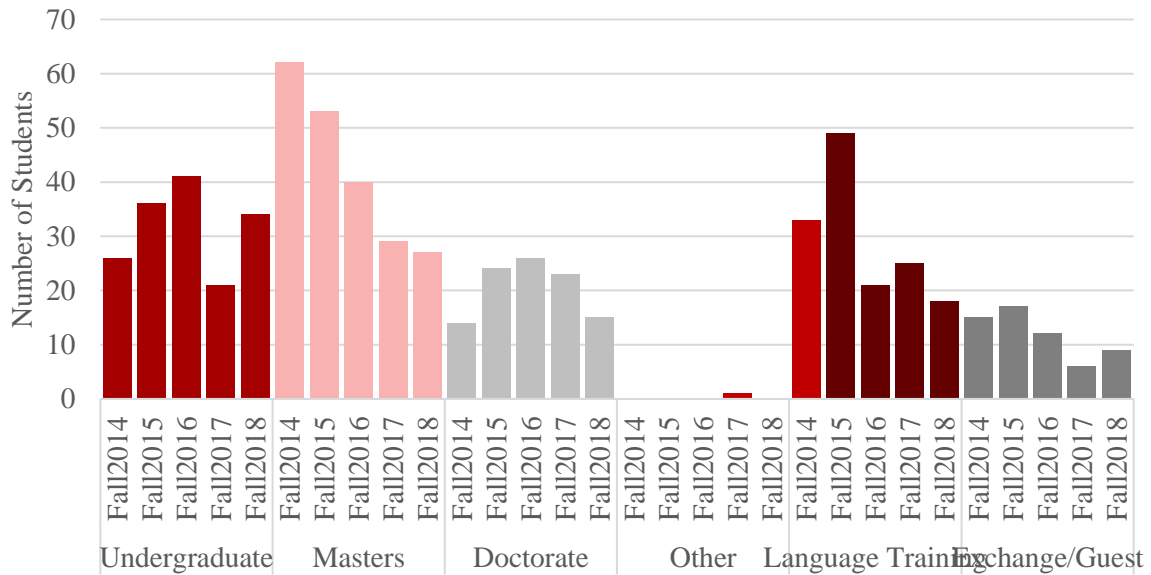
<b>Country</b>	<b># of Students</b>
Cameroon	1
China	3
Dominican Republic	1
Ecuador	2
Mexico	3
South Korea	2
Spain	1
<b>Grand Total</b>	<b>13</b>

## “NO-SHOW” INTERNATIONAL STUDENTS

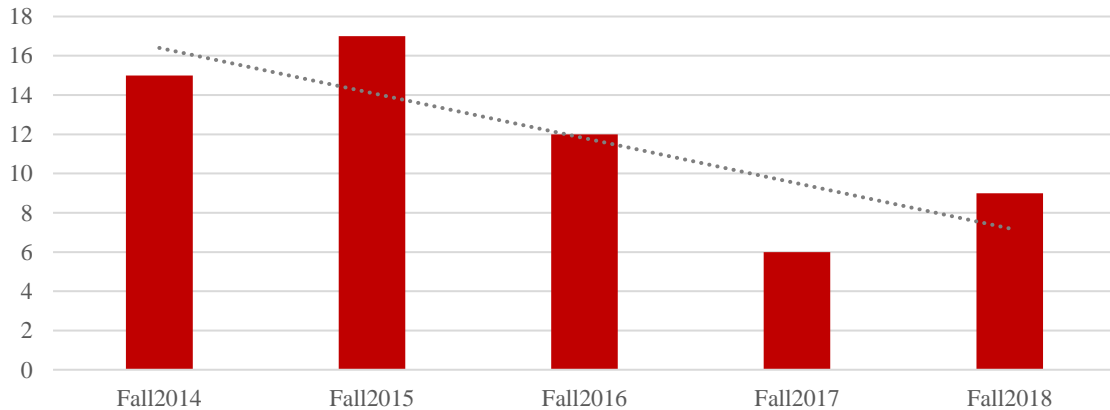
“No-Show” numbers consist of students who were admitted and issued immigration documents but were not able to attend UNM in the Fall Semester for any of the following reasons: denial of visa, insufficient financial resources, deferment of admission, attendance at another institution, etc.

**Chart 1: Total “No-Show” Students by Year**

Total "No-Show" Students					
Category	Fall 2014	Fall 2015	Fall 2016	Fall 2017	Fall 2018
Associates	0	1	2	1	0
Bachelors	26	35	39	20	34
Masters	62	53	40	29	27
Doctorate	14	24	26	23	15
Other	0	0	0	1	0
Language Training	33	49	21	25	18
Exchange/Guest	15	17	12	6	9
<b>Total</b>	<b>150</b>	<b>179</b>	<b>140</b>	<b>105</b>	<b>103</b>



Annual Trend by Year

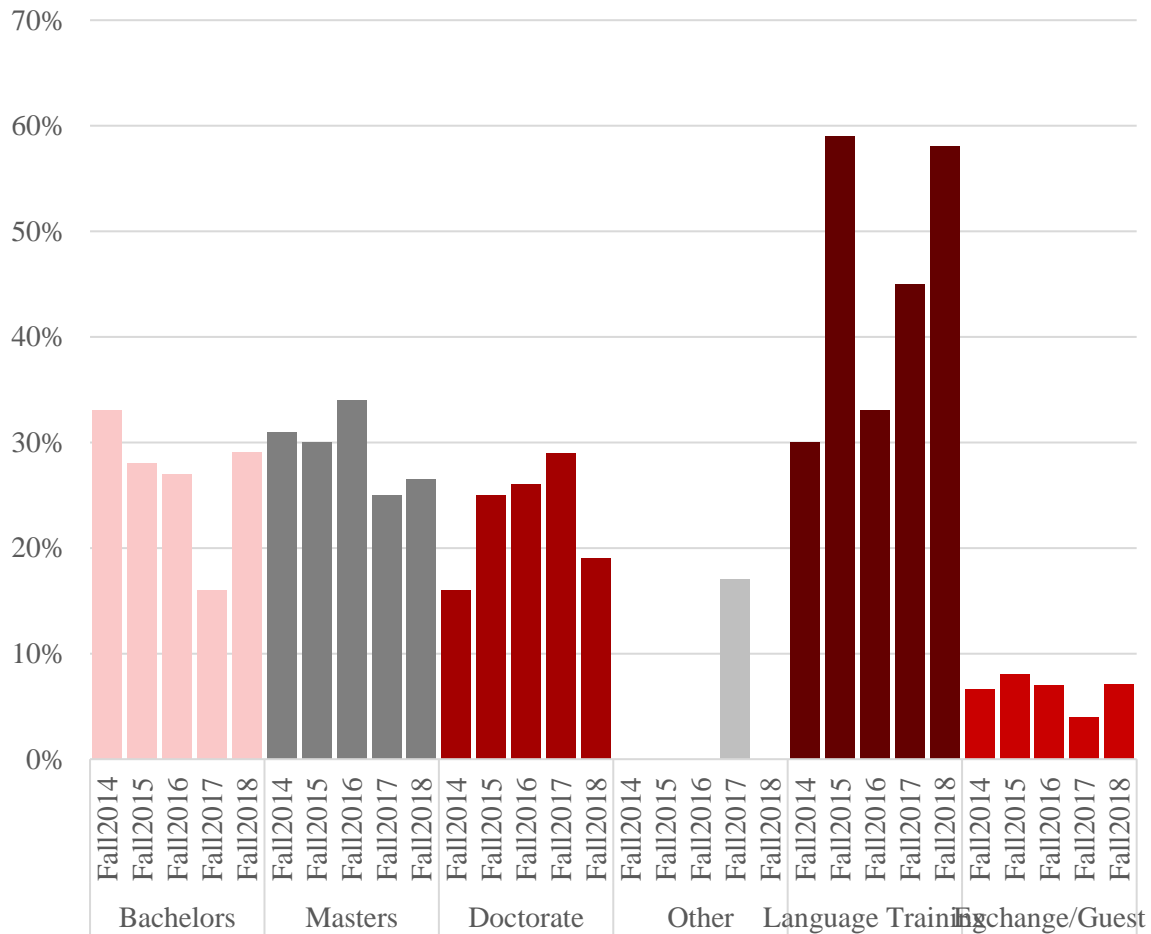




**Chart 2: “No-Show” as percentage of total admitted with Immigration Documents**

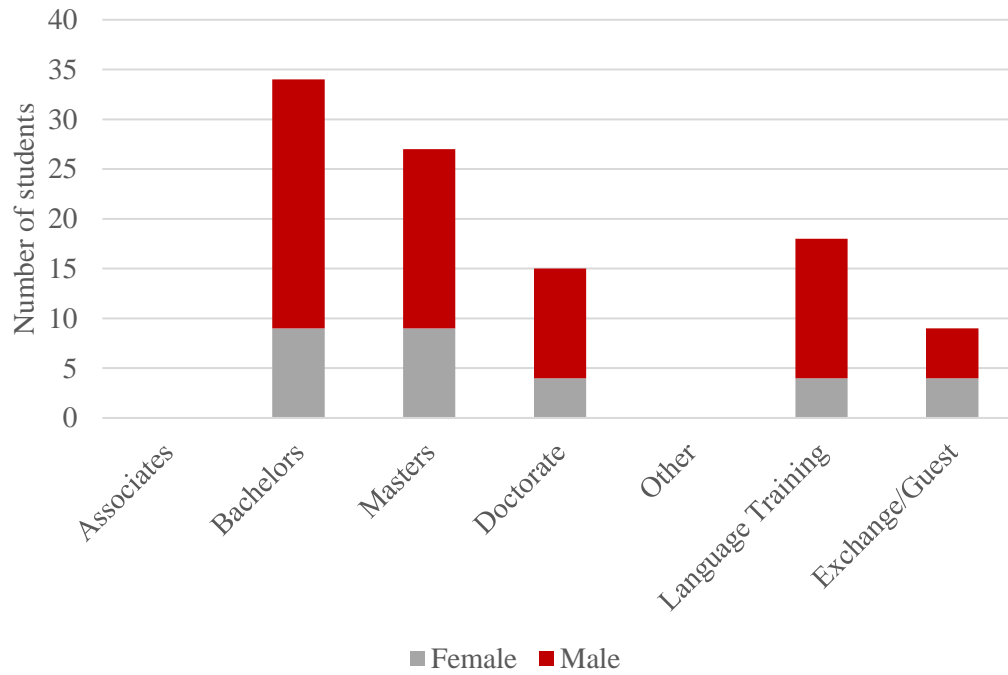
Category	Fall 2014	Fall 2015	Fall 2016	Fall 2017	Fall 2018
Associates	0%	14%	40%	17%	0%
Bachelors	33%	28%	27%	16%	29%
Masters	31%	30%	34%	25%	26%
Doctorate	16%	25%	26%	29%	19%
Other	0%	0%	0%	17%	0%
Language Training	30%	59%	33%	45%	58%
Exchange/Guest	7%	8%	7%	4%	7%
<b>Total</b>	<b>21%</b>	<b>25%</b>	<b>23%</b>	<b>20%</b>	<b>22%</b>

"No-Shows" by Level

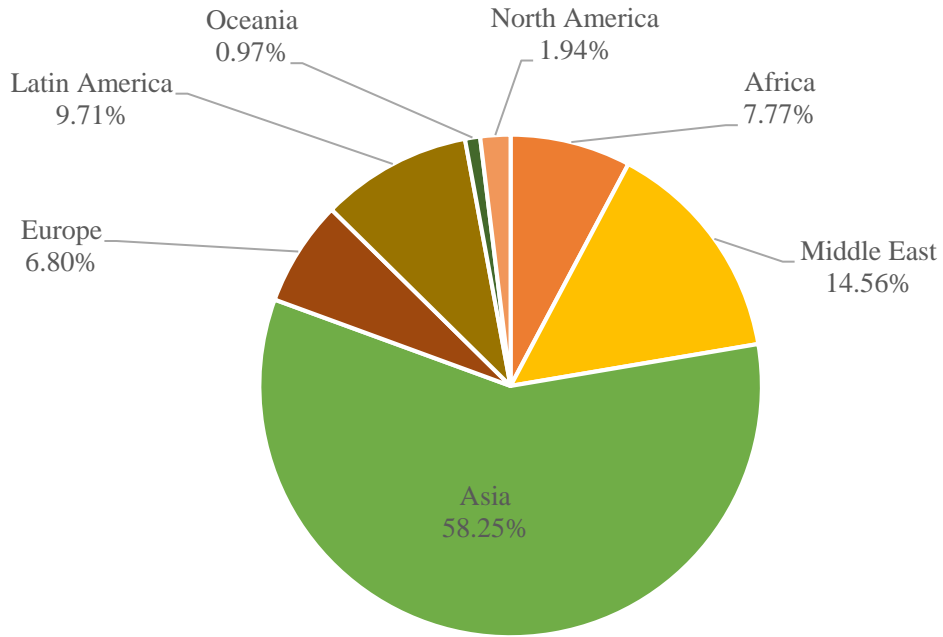


**Chart 3: Gender Distribution: “No-Shows”**

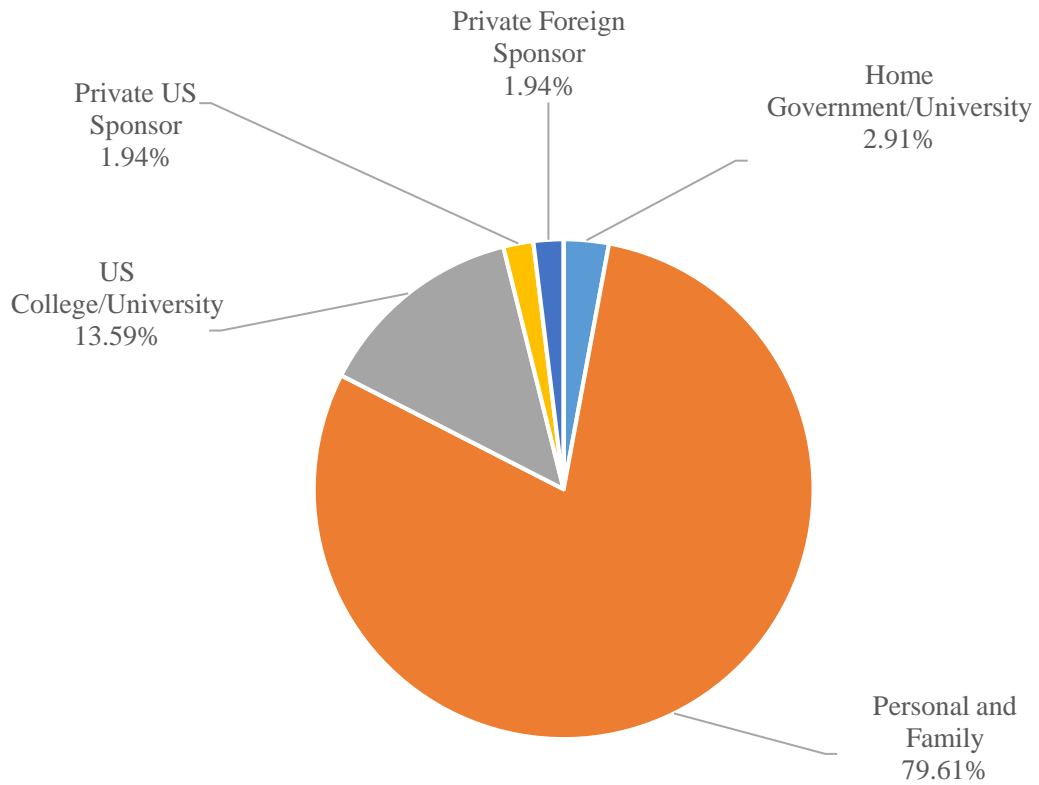
Gender Distribution		
Category	Female	Male
Associates	0	0
Bachelors	9	25
Masters	9	18
Doctorate	4	11
Other	0	0
Language Training	4	14
Exchange/Guest	4	5
<b>Total</b>	<b>30</b>	<b>73</b>



**Chart 4: World Region: “No-Shows”**



**Chart 5: Primary Source of Funds: “No-Shows”**





**Chart 6: Undergraduates by Country: “No Shows”**

<b>Country</b>	<b># of Students</b>
Bangladesh	1
Brazil	1
Canada	2
China	1
Colombia	1
Ethiopia	1
Iraq	1
Japan	1
Kyrgyzstan	1
Mexico	2
Nepal	13
Nigeria	2
Pakistan	1
Peru	1
Saudi Arabia	4
United Kingdom	1
<b>Grand Total</b>	<b>34</b>

**Chart 7: Graduates by Country: “No Shows”**

<b>Country</b>	<b># of Student</b>
Bangladesh	5
China	4
Cuba	1
Dominican Republic	1
Honduras	1
India	12
Iran	4
Jordan	1
Nepal	4
Nigeria	3
Pakistan	2
Russia	1
South Korea	1
Taiwan	2
<b>Grand Total</b>	<b>42</b>

**Chart 8: Exchange\Guest by Country: “No Shows”**

<b>Country</b>	<b># of Students</b>
Australia	1
Bulgaria	1
China	1
Germany	2
Italy	1
Mexico	1
Netherlands	1
South Korea	1
<b>Grand Total</b>	<b>9</b>

**Chart 9: Intensive English (CELAC) by Country: “No Shows”**

<b>Country</b>	<b># of Students</b>
Burkina Faso	1
Cameroon	1
China	6
Dominican Republic	1
Ecuador	2
India	2
Iraq	2
Jordan	1
Mexico	4
Nigeria	1
Pakistan	1
South Korea	3
Spain	1
Turkey	2
Vietnam	3
<b>Grand Total</b>	<b>31</b>