

6-5-2015

# Mixed Waste Landfill Annual Long-Term Monitoring & Maintenance Report, April 2014-March 2015 for Sandia National Laboratories/New Mexico, EPA ID Number NM5890110518 June 2015

Sandia National Laboratories/NM

U.S. Department of Energy

Follow this and additional works at: [https://digitalrepository.unm.edu/snl\\_fu](https://digitalrepository.unm.edu/snl_fu)

---

## Recommended Citation

Sandia National Laboratories/NM and U.S. Department of Energy. "Mixed Waste Landfill Annual Long-Term Monitoring & Maintenance Report, April 2014-March 2015 for Sandia National Laboratories/New Mexico, EPA ID Number NM5890110518 June 2015." (2015). [https://digitalrepository.unm.edu/snl\\_fu/6](https://digitalrepository.unm.edu/snl_fu/6)

This Annual Report is brought to you for free and open access by the Sandia National Labs/NM Technical Reports at UNM Digital Repository. It has been accepted for inclusion in Facilities-Units by an authorized administrator of UNM Digital Repository. For more information, please contact [disc@unm.edu](mailto:disc@unm.edu).

6-5-2015

# Mixed Waste Landfill Annual Long-Term Monitoring & Maintenance Report, April 2014 -- March 2015 for Sandia National Laboratories/ New Mexico, EPA ID Number NM5890110518

U.S. Department of Energy

Sandia Corporation

Follow this and additional works at: [http://digitalrepository.unm.edu/snl\\_swmu76](http://digitalrepository.unm.edu/snl_swmu76)

---

## Recommended Citation

U.S. Department of Energy and Sandia Corporation. "Mixed Waste Landfill Annual Long-Term Monitoring & Maintenance Report, April 2014 -- March 2015 for Sandia National Laboratories/New Mexico, EPA ID Number NM5890110518." (2015).  
[http://digitalrepository.unm.edu/snl\\_swmu76/1](http://digitalrepository.unm.edu/snl_swmu76/1)

This Article is brought to you for free and open access by the Sandia National Labs/NM Technical Reports at UNM Digital Repository. It has been accepted for inclusion in SWMU 76 - Mixed Waste Landfill - Corrective Action by an authorized administrator of UNM Digital Repository. For more information, please contact [amywinter@unm.edu](mailto:amywinter@unm.edu).





Department of Energy  
National Nuclear Security Administration  
Sandia Field Office  
P. O. Box 5400  
Albuquerque, NM 87185



JUN 05 2015

Mr. John E. Kieling  
Chief  
Hazardous Waste Bureau  
New Mexico Environment Department  
2905 Rodeo Park Dr. East, Bldg. 1  
Santa Fe, NM 87505

Subject: Submittal of Mixed Waste Landfill Long-Term Monitoring & Maintenance Report,  
April 2014-March 2015 for Sandia National Laboratories/New Mexico, Environmental  
Protection Agency Identification Number NM5890110518

Dear Mr. Kieling:

The Department of Energy/National Nuclear Security Administration and Sandia Corporation (Sandia) are submitting the *Mixed Waste Landfill Annual Long-Term Monitoring & Maintenance Report, April 2014-March 2015*, dated June 2015, to the New Mexico Environment Department. This submittal satisfies the requirements of Section 4.8.1 of the Mixed Waste Landfill (MWL) Long-Term Monitoring and Maintenance Plan and includes information for monitoring and inspection activities conducted at the MWL during the annual reporting period of April 2014 through March 2015.

If you have questions, please contact David Rast of my staff at (505) 845-5349.

Sincerely,

William P. Ortiz  
Acting Assistant Manager for Engineering

Enclosure

cc: See Page 2

**cc w/enclosure:**

David Cobrain  
NMED/HWB  
2905 Rodeo Park Dr. East, Bldg. 1, Santa Fe, NM 87505

William Moats  
NMED/HWB  
5500 San Antonio Dr. NE, Albuquerque, NM 87109

Susan Lucas Kamat  
NMED/DOE OB, MS-1396

Laurie King  
US Environmental Protection Agency, Region 6  
Fountain Place Suite 1200  
1445 Ross Ave., Dallas, TX 75202

Zimmerman Library  
MSC05 3020  
1 University of New Mexico, Albuquerque, NM 87101-0001

Cynthia Wimberly, SFO/Legal  
David Rast, SFO/ENG

**cc w/o enclosure:**


Amy Blumberg, SNL/NM  
Michael Hazen, SNL/NM  
David Gibson, SNL/NM  
Catherine Green, SNL/NM  
Pamela Puissant, SNL/NM  
Michael Mitchell, SNL/NM  
Anita Reiser, SNL/NM  
627879

**Submittal of Mixed Waste Landfill Annual Long-Term Monitoring & Maintenance Report  
April 2014-March 2015**


**Sandia National Laboratories  
Albuquerque, New Mexico  
EPA ID No. NM5890110518**

**CERTIFICATION STATEMENT**

I certify under penalty of law that this document and all attachments were prepared under my direction or supervision according to a system designed to ensure that qualified personnel properly gather and evaluate the information submitted. Based on my inquiry of the person or persons who manage the system, or those persons directly responsible for gathering the information, the information submitted is, to the best of my knowledge and belief, true, accurate, and complete. I am aware that there are significant penalties for submitting false information, including the possibility of fine or imprisonment for knowing violations.

  
\_\_\_\_\_  
Michael W. Hazen, Vice-President  
Sandia Corporation  
Albuquerque, New Mexico  
Operator

26 May 2015  
Date signed

  
\_\_\_\_\_  
William P. Ortiz, Acting Assistant Manager  
U.S. Department of Energy  
National Nuclear Security Administration  
Sandia Field Office  
Owner

06-05-15  
Date signed



**Sandia  
National  
Laboratories**

---

**MIXED WASTE LANDFILL  
ANNUAL LONG-TERM MONITORING & MAINTENANCE REPORT  
APRIL 2014 – MARCH 2015**

**SANDIA NATIONAL LABORATORIES, NEW MEXICO  
LONG-TERM STEWARDSHIP**

---

**JUNE 2015**



**U.S. DEPARTMENT OF  
ENERGY**

**United States Department of Energy  
Sandia Field Office**

---

Sandia National Laboratories is a multi-program laboratory managed and operated by Sandia Corporation,  
a wholly owned subsidiary of Lockheed Martin Corporation, for the U.S. Department of Energy's  
National Nuclear Security Administration under contract DE-AC04-94AL85000.

**ANNUAL MIXED WASTE LANDFILL  
LONG-TERM MONITORING AND MAINTENANCE REPORT  
APRIL 2014–MARCH 2015**

**Facility:** Mixed Waste Landfill

**Location:** Sandia National Laboratories  
Albuquerque, New Mexico

**EPA ID No.:** NM5890110518

**Permit Basis:** Mixed Waste Landfill Long-Term Monitoring and Maintenance Plan,  
submitted March 2012, effective January 8, 2014.

**Owner:** United States Department of Energy  
Sandia Field Office  
Technical Contact: Mr. David Rast, Long-Term Stewardship  
U.S. Department of Energy, Sandia Field Office  
P.O. Box 5400/MS 0184  
Albuquerque, NM 87185-5400  
(505) 845-5349  
David.Rast@nnsa.doe.gov

**Operator:** Sandia Corporation  
Technical Contact: Ms. Pamela Puissant, Manager  
Stewardship and Analytical Services Department  
Sandia National Laboratories  
P.O. Box 5800/MS 1103  
Albuquerque, NM 87185-5800  
(505) 844-3185  
pmpuiss@sandia.gov

## TABLE OF CONTENTS

LIST OF FIGURES .....	v
LIST OF TABLES.....	vi
LIST OF ANNEXES .....	vii
ACRONYMS AND ABBREVIATIONS.....	viii
 1.0 INTRODUCTION .....	 1-1
1.1 Purpose and Scope .....	1-4
1.2 Report Organization .....	1-5
 2.0 MONITORING AND INSPECTION REQUIREMENTS .....	 2-1
2.1 Monitoring Requirements .....	2-1
2.2 Inspection, Maintenance, and Repair Requirements.....	2-1
2.2.1 ET Cover Biology Inspection .....	2-6
2.2.2 ET Cover Surface and Physical Controls Inspection .....	2-10
2.2.3 Monitoring Networks and Sampling Equipment.....	2-10
 3.0 RADON MONITORING RESULTS .....	 3-1
3.1 Radon Sampling Field Activities .....	3-1
3.1.1 Radon Monitoring Detector Deployment and Collection.....	3-4
3.1.2 Field Quality Control .....	3-4
3.1.3 Waste Management .....	3-4
3.2 Laboratory Results .....	3-4
3.2.1 Environmental Sample Results .....	3-4
3.2.2 Field Quality Control Sample Results.....	3-6
3.2.3 Data Quality .....	3-6
3.2.4 Variances and Non-Conformances .....	3-6
3.3 Data Evaluation and Monitoring Trigger Level .....	3-7
 4.0 TRITIUM SURFACE SOIL MONITORING RESULTS .....	 4-1
4.1 Tritium Surface Soil Sampling Field Activities .....	4-1
4.1.1 Field Quality Control .....	4-1
4.1.2 Waste Management .....	4-3

4.2	Laboratory Results .....	4-3
4.2.1	Environmental Sample Results .....	4-3
4.2.2	Field Quality Control Sample Results .....	4-3
4.2.3	Data Quality .....	4-4
4.2.4	Variances and Non-Conformances .....	4-4
4.3	Data Evaluation and Monitoring Trigger Level .....	4-5
4.4	Historic Data Evaluation .....	4-5
5.0	SOIL-VAPOR MONITORING RESULTS .....	5-1
5.1	Soil-Vapor Sampling Field Activities .....	5-1
5.1.1	Well Purging .....	5-3
5.1.2	Field Quality Control .....	5-3
5.1.3	Waste Management .....	5-4
5.2	Laboratory Results .....	5-4
5.2.1	Environmental Sample Results .....	5-4
5.2.2	Field Quality Control Sample Results .....	5-35
5.2.3	Data Quality .....	5-37
5.2.4	Variances and Non-Conformances .....	5-38
5.3	Data Evaluation and Monitoring Trigger Level .....	5-38
6.0	SOIL-MOISTURE MONITORING RESULTS .....	6-1
6.1	Soil-Moisture Monitoring Field Activities .....	6-1
6.1.1	Field Quality Control .....	6-1
6.1.2	Waste Management .....	6-1
6.2	Monitoring Results .....	6-3
6.3	Data Evaluation and Monitoring Trigger Level .....	6-3
7.0	GROUNDWATER MONITORING RESULTS .....	7-1
7.1	Environmental Sampling Field Activities .....	7-1
7.1.1	Well Purging .....	7-1
7.1.2	Field Quality Control .....	7-3
7.1.3	Waste Management .....	7-4

7.2	Laboratory Results .....	7-5
7.2.1	Environmental Sample Results .....	7-5
7.2.2	Field Quality Control Sample Results .....	7-16
7.2.3	Data Quality .....	7-17
7.2.4	Variances and Non-Conformances .....	7-18
7.3	Hydrogeologic Assessment .....	7-18
8.0	BIOTA MONITORING RESULTS .....	8-1
8.1	Biota Monitoring Field Activities .....	8-1
8.1.1	Field Quality Control .....	8-1
8.1.2	Waste Management .....	8-1
8.2	Laboratory Results .....	8-3
8.2.1	Environmental Sample Results .....	8-3
8.2.2	Field Quality Control Sample Results .....	8-3
8.2.3	Data Quality .....	8-3
8.3	Data Evaluation and Monitoring Trigger Level .....	8-7
9.0	INSPECTION, MAINTENANCE, AND REPAIR RESULTS .....	9-1
9.1	Final Cover System .....	9-1
9.1.1	Biology Inspection .....	9-1
9.1.2	ET Cover System/Surface Inspection .....	9-3
9.1.3	ET Cover Supplemental Watering and Maintenance .....	9-3
9.2	Storm-Water Diversion Structure Inspection .....	9-5
9.3	Soil-Vapor Monitoring Network Inspection .....	9-5
9.4	Soil-Moisture Monitoring Network Inspection .....	9-5
9.5	Groundwater Monitoring Well Network Inspection .....	9-5
9.6	Security Fence Inspection .....	9-6
10.0	REGULATORY ACTIVITIES .....	10-1
10.1	MWL Regulatory Submittals .....	10-1
10.1.1	LTMMP Implementation Regulatory Submittals .....	10-1
10.1.2	LTMMP Regulatory Submittals .....	10-1
10.1.3	Other MWL Regulatory Submittals .....	10-2



10.2	Class 3 Permit Modification Request for Corrective Action Complete With Controls for the Mixed Waste Landfill .....	10-2
11.0	SUMMARY AND CONCLUSIONS.....	11-1
11.1	Monitoring Activities .....	11-1
11.2	Inspections/Maintenance/Repairs Activities .....	11-2
11.3	Regulatory Activities .....	11-3
11.4	Conclusions .....	11-3
12.0	REFERENCES .....	12-1

## LIST OF FIGURES

Figure		Page
1-1	Location of the Mixed Waste Landfill with respect to Kirtland Air Force Base and the City of Albuquerque .....	1-2
1-2	Location of the Mixed Waste Landfill within Technical Area III .....	1-3
2-1	Schematic Profile of the Mixed Waste Landfill Evapotranspirative Cover Layers ....	2-7
2-2	Schematic Profile of the Mixed Waste Landfill Evapotranspirative Cover and How it Works .....	2-8
2-3	Mixed Waste Landfill Engineered Storm-Water Drainage Swale .....	2-9
3-1	Mixed Waste Landfill Radon Detector Locations.....	3-2
3-2	Mixed Waste Landfill Calendar Year 2014 Quarterly Radon Air Monitoring Results .....	3-5
4-1	Mixed Waste Landfill Tritium Surface Soil Sampling Locations .....	4-2
5-1	Mixed Waste Landfill Soil-Vapor Monitoring Well Locations .....	5-2
6-1	Mixed Waste Landfill Soil-Moisture Monitoring Locations .....	6-2
6-2	Mixed Waste Landfill MWL-VZ-1 Soil-Moisture Monitoring Results .....	6-4
6-3	Mixed Waste Landfill MWL-VZ-2 Soil-Moisture Monitoring Results .....	6-5
6-4	Mixed Waste Landfill MWL-VZ-3 Soil-Moisture Monitoring Results .....	6-6
7-1	Mixed Waste Landfill Groundwater Monitoring Well Locations .....	7-2
7-2	Localized Potentiometric Surface of the Basin Fill Aquifer at the Mixed Waste Landfill, October 2014 .....	7-19
8-1	Mixed Waste Landfill Biota Sampling Locations.....	8-2
10-1	Photograph of Stainless Steel Sampling Pump Removed from Mixed Waste Landfill Groundwater Well MWL-MW4 on December 16, 2014.....	10-3

## LIST OF TABLES

Table	Page
1-1	Mixed Waste Landfill Long-Term Monitoring and Maintenance Plan Document Submittal History ..... 1-4
2-1	Mixed Waste Landfill Monitoring Parameters, Frequencies, and Methods.....2-2
2-2	Mixed Waste Landfill Inspection, Maintenance, and Repair Requirements.....2-4
3-1	Summary of Radon Results, Mixed Waste Landfill Air Monitoring, Calendar Year 2014.....3-3
4-1	Summary of Tritium Results (EPA Method 906.0), Mixed Waste Landfill Surface Soil Monitoring, August 2014 and January 2015.....4-4
5-1	Summary of Detected Volatile Organic Compounds (EPA Method TO-15), Mixed Waste Landfill Soil-Vapor Monitoring, September 2014.....5-6
5-2	Summary of Detected Volatile Organic Compounds (EPA Method TO-15), Mixed Waste Landfill Soil-Vapor Monitoring, October 2014 .....5-20
5-3	Summary of Historic, PCE, TCE, and Total VOCs Concentrations, Mixed Waste Landfill Soil-Vapor Monitoring, .....5-34
5-4	Summary of Duplicate Samples, Mixed Waste Landfill Soil-Vapor Monitoring, September and October 2014 .....5-35
7-1	Summary of Detected Volatile Organic Compounds (EPA Method 8260B), Mixed Waste Landfill Groundwater Monitoring, April and June 2014 .....7-6
7-2	Summary of Method Detection Limits for Volatile Organic Compounds (EPA Method 8260B), Mixed Waste Landfill Groundwater Monitoring, April/June and October 2014 .....7-7
7-3	Summary of Cadmium, Chromium, Nickel, and Uranium Results (EPA Method 6020), Mixed Waste Landfill Groundwater Monitoring, April and October 2014 .....7-8
7-4	Summary of Gamma Spectroscopy, Gross Alpha, Gross Beta, Tritium, and Radon Results, Mixed Waste Landfill Groundwater Monitoring, April and October 2014 .....7-10
7-5	Summary of Field Water Quality Measurements, Mixed Waste Landfill Groundwater Monitoring, April/June and October 2014.....7-14

## LIST OF TABLES (Concluded)

Table		Page
7-6	Summary of Duplicate Sample Results, Mixed Waste Landfill Groundwater Monitoring, April/June and October 2014 .....	7-16
8-1	Summary of Metals Results (EPA Method 6020/7470), Mixed Waste Landfill Biota Monitoring, August 2014.....	8-4
8-2	Summary of Gamma Spectroscopy Results (EPA Method 901.1), Mixed Waste Landfill Biota Monitoring, August 2014 .....	8-6
9-1	Inspection Frequency and Dates Performed, Mixed Waste Landfill, April 2014 – March 2015 Reporting Period.....	9-2

## LIST OF ANNEXES

### Annex

Annex A	Mixed Waste Landfill Radon Monitoring January – December 2014
Annex B	Mixed Waste Landfill Surface Soil Tritium and Biota Monitoring Forms and Reports April 2014 – March 2015
Annex C	Mixed Waste Landfill Soil-Vapor Monitoring Forms and Reports April 2014 – March 2015
Annex D	Mixed Waste Landfill Soil-Moisture Monitoring Forms April 2014 – March 2015
Annex E	Mixed Waste Landfill Groundwater Monitoring Forms and Reports April 2014 – March 2015
Annex F	Mixed Waste Landfill Inspection Forms April 2014 – March 2015
Annex G	Mixed Waste Landfill Biology Report April 2014 – March 2015

## ACRONYMS AND ABBREVIATIONS

AOP	Administrative Operating procedure
AR/COC	Analysis Request/Chain-of-Custody
bgs	below ground surface
CFR	Code of Federal Regulations
CMI	Corrective Measures Implementation
CY	Calendar Year
DI	deionized water
DO	dissolved oxygen
DOE	U.S. Department of Energy
DQO	data quality objective
EPA	U.S. Environmental Protection Agency
ERFO	Environmental Resources Field Office
ET	evapotranspirative
Final Order	New Mexico Secretary of the Environment's Final Order in the Matter of Request for a Class 3 Permit Modification for Corrective Measures for the Mixed Waste Landfill No. HWB 04-11(M)
FLUTE™	Flexible Liner Underground Technology, Ltd.™
FOP	Field Operating Procedure
GEL	GEL Laboratories LLC
gpm	gallons per minute
HWB	Hazardous Waste Bureau
KAFB	Kirtland Air Force Base
LTMM	Long-Term Monitoring and Maintenance
LTMMMP	Long-Term Monitoring and Maintenance Plan
MDA	minimum detectable activity
MDL	method detection limit
µg/L	micrograms per liter
mg/L	milligrams per liter
MWL	Mixed Waste Landfill
NMAC	New Mexico Administrative Code
NMED	New Mexico Environment Department
NTU	nephelometric turbidity units
ORP	oxidation-reduction potential
PCE	tetrachloroethene
pCi/L	picocuries per liter
pH	potential of hydrogen
PID	photoionization detector
ppbv	parts per billion by volume
PPE	personal protective equipment
ppmv	parts per million by volume
PQL	practical quantitation limit
QC	quality control
RCRA	Resource Conservation and Recovery Act
RL	reporting limit
RPD	relative percent difference

## **ACRONYMS AND ABBREVIATIONS (Concluded)**

SAP	Sampling and Analysis Plan
Sandia	Sandia Corporation
SC	specific conductance
SME	subject matter expert
SNL	Sandia National Laboratories
SNL/NM	Sandia National Laboratories, New Mexico
TA	Technical Area
TCE	trichloroethene
VOC	volatile organic compound

**This page intentionally left blank.**

## 1.0 INTRODUCTION

Sandia National Laboratories (SNL) is a multi-purpose engineering and science laboratory owned by the U.S. Department of Energy (DOE)/National Nuclear Security Administration. SNL is managed and operated by Sandia Corporation (Sandia), a wholly-owned subsidiary of Lockheed Martin Corporation. Sandia National Laboratories, New Mexico (SNL/NM) is located within the boundaries of Kirtland Air Force Base (KAFB), southeast of the City of Albuquerque in Bernalillo County, New Mexico (Figure 1-1). The Mixed Waste Landfill (MWL) is located 4 miles south of SNL/NM central facilities and 5 miles southeast of Albuquerque International Sunport, in the north-central portion of Technical Area (TA)-III (Figure 1-2).

The MWL is a Solid Waste Management Unit undergoing corrective action in accordance with the following regulatory criteria:

- New Mexico Secretary of the Environment's Final Order in the Matter of Request for a Class 3 Permit Modification for Corrective Measures for the Mixed Waste Landfill No. HWB 04-11(M) (Final Order) (Curry May 2005)
- Compliance Order on Consent (NMED April 2004)
- Facility Operating Permit for Sandia National Laboratories, EPA ID No. NM5890110518 (Permit) (NMED January 2015)

Between April 1, 2014 and February 26, 2015, the following regulatory criteria also applied to corrective action at the MWL:

- Module IV of Resource Conservation and Recovery Act (RCRA) Permit No. NM5890110518 (U.S. Environmental Protection Agency [EPA] August 1993), as revised and updated
- New Mexico Environment Department (NMED) Class 3 Permit Modification for the MWL (NMED August 2005)

On December 19, 2014, NMED signed the Final Order issuing a multiple unit Permit for Sandia National Laboratories. The Permit, which superseded Module IV of RCRA Permit NM58904110518, was formally issued January 27, 2015 (NMED January 2015) with an effective date of February 26, 2015 (Roberts January 2015). Corrective action at the MWL is not affected by issuance of the Permit.

The MWL disposal area comprises 2.6 acres. During operations, the MWL accepted containerized and other low-level radioactive waste and minor amounts of mixed waste from SNL/NM research facilities and off-site DOE and U.S. Department of Defense generators from March 1959 to December 1988. More specific information regarding the MWL inventory and past disposal practices is presented in the MWL Phase 2 RCRA Facility Investigation Report (Peace et al. September 2002) and in the MWL Long-Term Monitoring and Maintenance Plan (LTMMP) (SNL/NM March 2012).



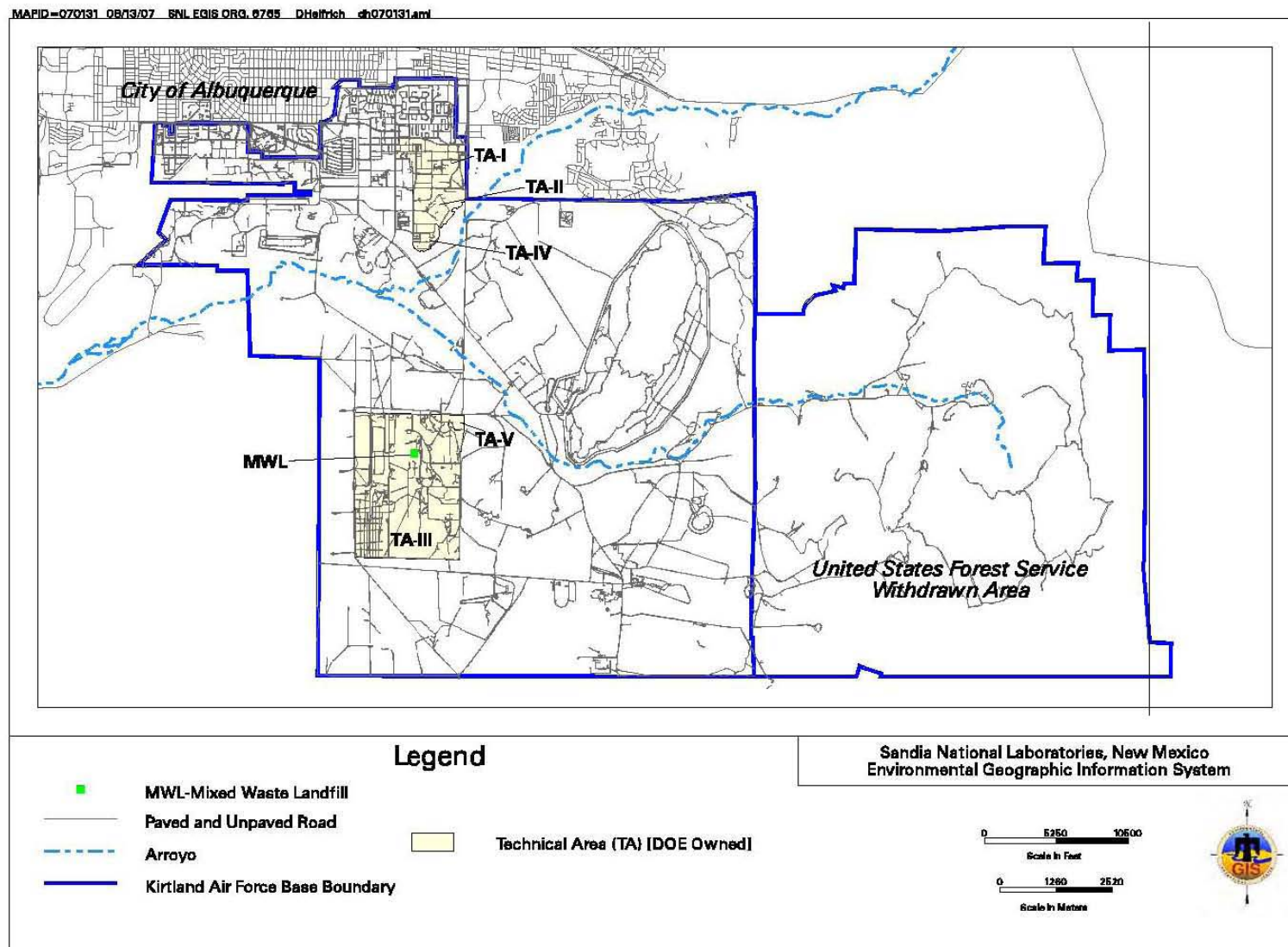


Figure 1-1  
Location of the Mixed Waste Landfill with respect to Kirtland Air Force Base and the City of Albuquerque

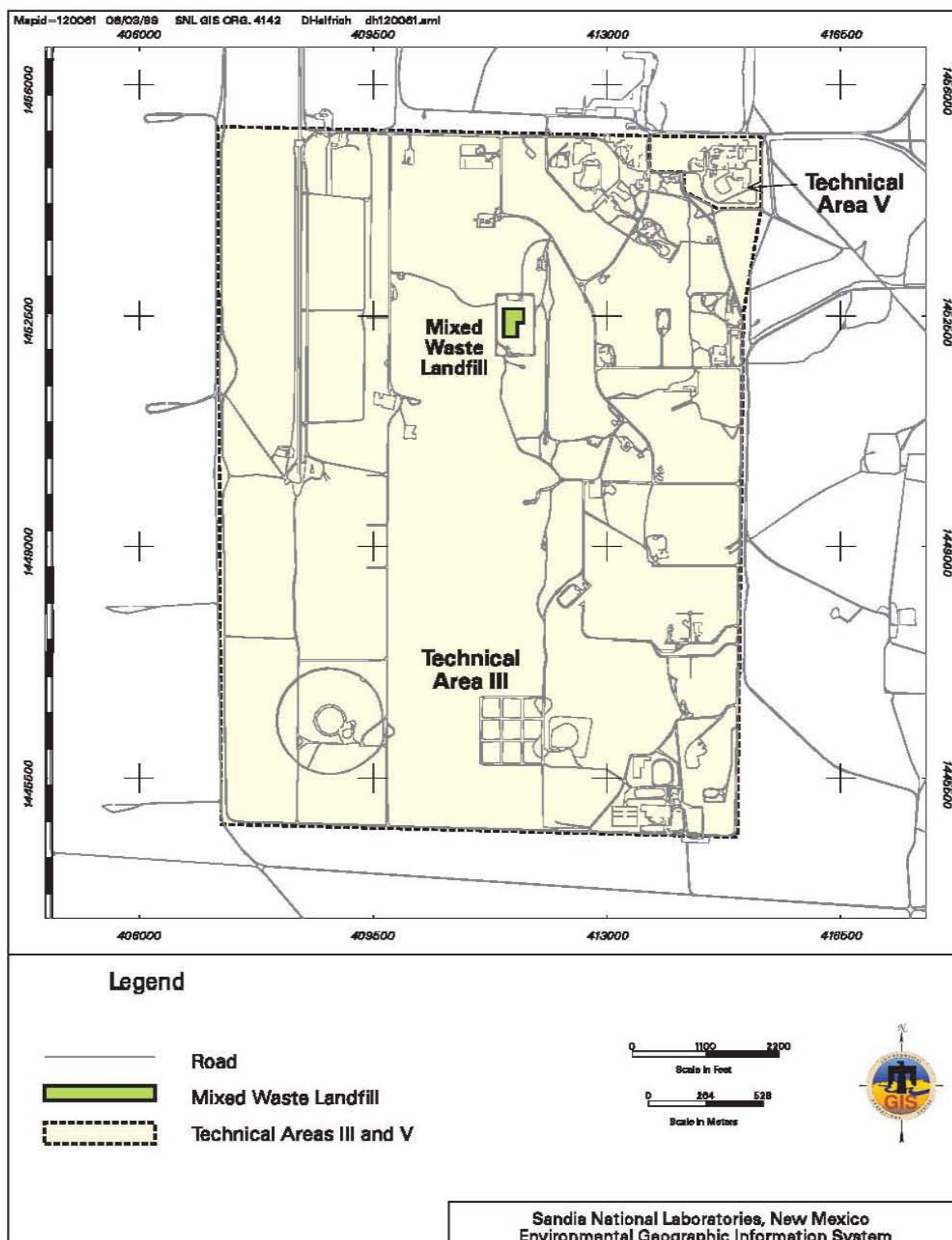


Figure 1-2  
Location of the Mixed Waste Landfill within Technical Area III

On May 26, 2005, NMED issued the Final Order (Curry May 2005) selecting a vegetative soil cover with biointrusion barrier as the final remedy for the MWL, hereinafter referred to as the MWL evapotranspirative (ET) Cover. The NMED Final Order and Class 3 Permit Modification require an LTMMMP to address physical controls, institutional controls, and reporting that are part of the final remedy. Deployment of the MWL ET Cover was completed in September 2009. The MWL Corrective Measures Implementation (CMI) Report (SNL/NM January 2010, Revision 1) documented ET Cover construction in accordance with the MWL CMI Plan (SNL/NM November 2005) and was approved by NMED on October 14, 2011 (Bearzi October 2011). The MWL LTMMMP (SNL/NM March 2012) was submitted within 180 days of NMED approval of the CMI Report as stipulated in the NMED approval letter and as required by the Final Order (Curry May 2005).

NMED approved the MWL LTMMMP on January 8, 2014 (Blaine January 2014) after a public meeting held on October 16, 2012 and a 150-day public comment period (September 2012 to February 2013). The NMED approval of the LTMMMP included responses to public comments received during the 150-day public comment period (Blaine January 2014). The MWL LTMMMP defines all long-term monitoring requirements. In addition to an annual report, DOE/Sandia are required to submit various documents as specified in the LTMMMP. Table 1-1 summarizes MWL LTMMMP-required submittals to NMED since approval of the LTMMMP on January 8, 2014.

Table 1-1  
Mixed Waste Landfill Long-Term Monitoring and Maintenance Plan Document Submittal History

Date of Submittal <sup>a</sup>	LTMMMP Requirement	Description of Submittal
March 6, 2014	Appendices C through G	Procedures, plans, and documents cited in the LTMMMP used by SNL/NM personnel for air, surface soil, soil vapor, soil moisture, biota, and groundwater monitoring.
July 9, 2014	Appendices C, D, F, and G	Updates to two documents used by SNL/NM personnel to validate analytical data from contract laboratories and conduct activities related to sampling MWL soil-vapor wells. Updates to the health and safety plan for groundwater monitoring at the MWL.
February 18, 2015	Appendix F	Updates to reference documents used by SNL/NM personnel to conduct groundwater monitoring activities at the MWL.

Notes:

<sup>a</sup>Date represents the date stamp on the DOE transmittal letter for the submittal.

DOE = U.S. Department of Energy.

LTMMMP = Long-Term Monitoring and Maintenance Plan.

MWL = Mixed Waste Landfill.

SNL/NM = Sandia National Laboratories/New Mexico

## 1.1 Purpose and Scope

This is the second MWL Annual Long-Term Monitoring and Maintenance (LTMM) Report and the first to include a complete reporting period since approval of the MWL LTMMMP on January 8, 2014. The LTMMMP includes requirements for documentation of all monitoring, inspection, and maintenance/repair activities conducted during each reporting period. The purpose of this

Annual LTMM Report is to document monitoring, inspection, maintenance, and repair activities conducted during the April 1, 2014 through March 31, 2015 reporting period.

## **1.2 Report Organization**

This report is organized as follows:

- Chapter 1 presents background information, purpose and scope, and report organization.
- Chapter 2 presents LTMM monitoring and inspection requirements.
- Chapter 3 presents radon monitoring activities and results.
- Chapter 4 presents tritium surface soil monitoring activities and results.
- Chapter 5 presents vadose zone soil-vapor monitoring activities and results.
- Chapter 6 presents vadose zone soil-moisture monitoring activities and results.
- Chapter 7 presents groundwater monitoring activities and results.
- Chapter 8 presents biota monitoring activities and results.
- Chapter 9 presents inspection, maintenance, and repair activities and results.
- Chapter 10 summarizes regulatory activities.
- Chapter 11 presents a general summary and conclusions for the reporting period.
- Chapter 12 lists the references cited in this report.

Annexes are included that provide supporting information as follows:

- Annex A – Radon Monitoring Forms
- Annex B – Surface Soil Tritium and Biota Monitoring Forms and Reports
- Annex C – Soil-Vapor Monitoring Forms and Reports
- Annex D – Soil-Moisture Monitoring Forms
- Annex E – Groundwater Monitoring Forms and Reports
- Annex F – Inspection Forms
- Annex G – Biology Report

**This page intentionally left blank.**

## **2.0 MONITORING AND INSPECTION REQUIREMENTS**

Monitoring, inspection, maintenance, and repair requirements are defined in Chapters 3 and 4 of the MWL LTMMMP and are briefly summarized in this chapter. Monitoring requirements are described in Section 2.1 and generate empirical data that are evaluated to assess site conditions. Inspection requirements are described in Section 2.2 and include requirements to perform maintenance and/or repairs. As a whole, these activities ensure the physical controls at the MWL are maintained and perform as designed.

### **2.1 Monitoring Requirements**

The primary objective of the monitoring activities at the MWL is to ensure that the ET Cover and site conditions are protective of groundwater, human health, and the environment. Monitoring activities include sampling and analysis of air, surface soil, vadose zone (volatile organic compounds [VOCs] in soil vapor and soil-moisture content), groundwater, and biota (surface soil and vegetation). The multi-media monitoring program is summarized in Table 2-1, which details information for each monitoring activity including the sampling media, monitoring parameters, frequency, number of samples, locations, and monitoring methods.

The data quality objective (DQO) of all monitoring activities is to produce representative, accurate, defensible, and comparable analytical results to support the monitoring objective. The DQO is accomplished through implementation of standard operating procedures and analytical procedures/methods through the use of quality assurance measures, quality control samples, and data evaluation protocols.

Sampling and Analysis Plans (SAPs) for each monitoring activity are included in MWL LTMMMP, Appendices C through G. Results for monitoring activities conducted at the MWL in the subject reporting period are presented in Chapters 3 through 8.

### **2.2 Inspection, Maintenance, and Repair Requirements**

The primary objective of inspection, maintenance, and repair activities at the MWL is to ensure that the ET Cover, other physical controls at the site (i.e., surface-water diversion features, perimeter security fence, and survey monuments), and the monitoring systems (groundwater and vadose zone networks) perform as designed.

Inspection parameters, specifications, frequency, and repair requirements are detailed in Chapter 4 of the MWL LTMMMP and summarized in Table 2-2. Repair work is initiated, as needed, based upon the results of the inspections and tracked to completion on the respective inspection forms. Long-term monitoring inspection checklists/forms are contained in the MWL LTMMMP, Annex I. Results of inspection activities conducted at the MWL in the subject reporting period are presented in Chapter 9.

The following sections provide additional background information on MWL inspections and associated maintenance/repairs.

Table 2-1  
Mixed Waste Landfill Monitoring Parameters, Frequencies, and Methods

<b>Sampling Media</b>	<b>Monitoring Parameters<sup>a</sup>/ Constituents of Concern</b>	<b>Monitoring Frequency<sup>a</sup></b>	<b>Number of Samples Per Event</b>	<b>Monitoring Locations</b>	<b>Monitoring Method<sup>b</sup></b>	<b>Comments</b>
Air	Radon	Year 1 – Quarterly Year 2 – Quarterly Year 3 – Semiannual Year 4 – Semiannual Year 5 and subsequent years – Annual	17	10 detectors placed at corners and midpoints of perimeter fence 5 detectors placed on completed cover 2 detectors at background locations	Track-etch detectors (at breathing zone height); sampling and analysis per LTMMP Appendix C	Samples are time-weighted average and will be collected over a 3-month period. The first quarterly monitoring period begins in January of each year.
Surface Soil	Tritium	Annual	4	One sample collected from each corner of the MWL ET Cover.	Grab samples of soil collected; moisture extracted and analyzed for tritium using liquid scintillation per LTMMP Appendix G	Samples collected from the MWL ground surface at the four corners of the ET Cover.
Vadose Zone	VOCs in soil vapor	Year 1 – Semiannual Year 2 – Semiannual Year 3 – Semiannual Year 4 and subsequent years – Annual	17	Samples collected from 2 single-port soil-vapor monitoring points installed through the ET Cover (MWL-SV01 and MWL-SV02) and 3 perimeter multi-port FLUTe™ wells (MWL-SV03, MWL-SV04, and MWL-SV05)	Sampling and analysis of soil vapor per LTMMP Appendix D	MWL-SV01 and MWL-SV02 have a sampling port approximately 35 ft below the original ground surface. MWL-SV03, MWL-SV04, and MWL-SV05 have sampling ports at depths of approximately 50, 100, 200, 300, and 400 ft bgs.
Vadose Zone	Moisture content beneath the ET Cover	Year 1 – Semiannual Year 2 – Semiannual Year 3 and subsequent years – Annual	171	3 soil-moisture monitoring access tubes Measurements obtained at 1-ft increments from 4 ft to 25 feet bgs, then 5-ft increments to total depth of the access tube (200 linear ft)	Soil-moisture monitoring per LTMMP Appendix E	Moisture content in vadose zone beneath the cover is measured using a neutron probe to evaluate moisture infiltration through the ET Cover.

Refer to footnotes at end of table.

Table 2-1 (Concluded)  
Mixed Waste Landfill Monitoring Parameters, Frequencies, and Methods

Sampling Media	Monitoring Parameters <sup>a</sup> / Constituents of Concern	Monitoring Frequency <sup>a</sup>	Number of Samples Per Event	Monitoring Locations	Monitoring Method <sup>b</sup>	Comments
Groundwater	VOCs, metals <sup>c</sup> , tritium, radon, gamma-emitting radionuclides <sup>d</sup> , and gross alpha/beta activity	Semiannual	4	MWL compliance groundwater monitoring well network: MWL-BW2, MWL-MW7, MWL-MW8, and MWL-MW9	Sampling and analysis of groundwater samples per LTMMMP Appendix F	Monitoring wells MWL-MW4, MWL-MW5, and MWL-MW6 retained for monitoring groundwater elevation only.
Biota – Surface Soil	Metals <sup>e</sup> and gamma-emitting radionuclides <sup>f</sup>	Annual	Up to 4 (2 each, if they exist)	Variable - ant hills and animal burrows on the MWL ET Cover located during ET Cover inspections, if present	Grab sampling and analysis of surface soil at animal burrow and/or ant hill features per LTMMMP Appendix G	If no features are identified, no samples will be collected.
Biota – Cover Vegetation	Gamma-emitting radionuclides (short list) in vegetation	Annual	Up to 2 if they exist	Variable - potentially deep-rooted vegetation overlying former disposal areas located during ET Cover inspections, if present	Grab sampling and analysis of vegetation, including the plant and root system per LTMMMP Appendix G	If no potentially deep-rooted plants are present, no samples will be collected.

Notes:

<sup>a</sup>Monitoring parameters and frequency will be reevaluated every five years in the Five-Year Reevaluation Report.

<sup>b</sup>Sampling and Analysis Plans and sampling requirements in appendices of the MWL LTMMMP (SNL/NM March 2012).

<sup>c</sup>Required metals analyses include cadmium, chromium, nickel, and uranium (SNL/NM March 2012).

<sup>d</sup>Radionuclide results reported for groundwater include americium-241, cesium-137, and cobalt-60.

<sup>e</sup>Required metals analyses include RCRA metals plus copper, nickel, vanadium, zinc, cobalt, and beryllium (SNL/NM March 2012).

<sup>f</sup>Radionuclide results reported for biota include cesium-137, cobalt-60, radium-226, thorium-232, uranium-235, and uranium-238.

bgs = Below ground surface.

ET = Evapotranspirative.

FLUTE<sup>TM</sup> = Flexible Liner Underground Technologies, Ltd.<sup>TM</sup>

ft = Foot (feet).

LTMMMP = Long-Term Monitoring and Maintenance Plan.

MWL = Mixed Waste Landfill.

RCRA = Resource Conservation and Recovery Act.

VOC = Volatile organic compound.



Table 2-2  
Mixed Waste Landfill Inspection, Maintenance, and Repair Requirements

MWL System to be Inspected	Inspection Frequency/ Performed by	Inspection Parameters	Maintenance Implementation	Maintenance/Repair Frequency <sup>a</sup>
ET Cover Surface  Biology Inspection  (Cover vegetation and signs of animal activity)	Quarterly until vegetation is established, annually thereafter by a staff biologist <sup>b</sup>	Vegetation Inventory	Soil augmentations and/or reseeded	Within 60 days of discovery of needed repairs. Reseeding repairs may be delayed to await the appropriate growing season.
		Contiguous areas of no vegetation >200 ft <sup>2</sup>	Revegetate barren areas that exceed prescribed limits	
		Animal intrusion burrows in excess of 4 inches in diameter	Repair cover system damage that exceeds prescribed limits	
ET Cover System (Surface)	Quarterly by a field technician	Settlement of cover surface in excess of 6 inches	Repair cover system damage that exceeds prescribed limits	Within 60 days of discovery of needed repairs. Reseeding repairs may be delayed to await the appropriate growing season.
		Erosion of cover soil in excess of 6 inches deep		
		Ponding of water on the ET Cover surface in excess of 100 ft <sup>2</sup>		
		Animal intrusion burrows in excess of 4 inches in diameter		
		Contiguous areas of no vegetation >200 ft <sup>2</sup> <sup>c</sup>	Revegetate barren areas that exceed prescribed limits <sup>c</sup>	Within 60 days of discovery of needed repairs.
ET Cover Surface-Water (Storm water) Drainage Features	Quarterly by a field technician	Channel or sidewall erosion in excess of 6 inches deep	Repair erosion that exceeds prescribed limits	Within 60 days of discovery of needed repairs.
		Accumulations of sediment in excess of 6 inches deep or debris that blocks more than 1/3 of the channel width	Remove sediment and debris accumulations that exceed prescribed limits	
Soil-Vapor Monitoring Wells, Soil-Moisture Monitoring Access Tubes, and Groundwater Monitoring Wells	Groundwater and Vadose Zone Network Components: Field technician to inspect at same frequency/time that monitoring occurs	Concrete pads, stanchions, and protective casings	Maintain, clean, repair, replace, re-label, as appropriate	Within 60 days of discovery of needed repairs.
		Well cover caps and Swagelok <sup>®</sup> (or equivalent) dust caps		
		Monitoring wells and soil-vapor sampling port labels		
		Locks		
		Sampling pumps and tubing Neutron probe and cable system		

Refer to footnotes at end of table.

Table 2-2 (Concluded)  
Mixed Waste Landfill Inspection, Maintenance, and Repair Requirements

MWL System to be Inspected	Inspection Frequency/ Performed by	Inspection Parameters	Maintenance Implementation	Maintenance/Repair Frequency <sup>a</sup>
ET Cover Physical Controls	Quarterly by a field technician	Presence of wind-blown plants and debris	Remove wind-blown plants and debris	Within 60 days of discovery of needed repairs.
		Condition of fence wires, posts, gates, gate locks, warning signs, and survey monuments in the local area	Repair broken wire sections and posts, repair/oil gates, clean/replace locks, repair/replace warning signs, clear dirt/debris from monuments	

Notes:

<sup>a</sup>Maintenance/repairs will be performed as necessary, based upon the results of inspections.

<sup>b</sup>The transition from quarterly to annual inspections by a staff biologist is based upon meeting successful revegetation criteria as determined by the staff biologist (SNL/NM March 2012).

<sup>c</sup>Barren areas exceeding >200 ft<sup>2</sup> will not require corrective action after ET Cover vegetation is determined to have met successful revegetation criteria if they are the result of relatively short-term climate stresses (e.g., severe short-term drought), and the staff biologist determines they will naturally fill in over time. However, these areas will be noted and tracked during inspections and reviewed annually by the staff biologist to determine whether action is required based upon comparison to surrounding vegetation.

ET = Evapotranspirative.

ft<sup>2</sup> = Square feet.

MWL = Mixed Waste Landfill.

### 2.2.1 ET Cover Biology Inspection

The ET Cover consists of four main layers: Compacted Subgrade, Biointrusion, Compacted Native Soil, and Topsoil Layers (Figure 2-1). A thin soil layer was placed on top of the Biointrusion Layer to fill void space and create an even surface upon which the Native Soil Layer was constructed. The Subgrade varies in thickness from 0 to 3.3 feet and the combined average thickness of the overlying ET Cover layers is 5.37 feet. The Topsoil layer was seeded with native grasses to mitigate surface erosion and promote evapotranspiration. The native grass species were selected based upon biological assessments of TA-III (Sullivan and Knight 1992; Peace et al. November 2004). A conceptual schematic profile of the ET Cover and how it works is provided in Figure 2-2.

The ET Cover slopes gently to the west (2 percent slope) and sheds surface-water runoff to the west and the cover perimeter down the side slopes. An engineered drainage swale located immediately east, north, and south of the ET Cover diverts surface run-on from the east (upgradient) side of the ET Cover and run-off from the side slopes around the northern and southern ends of ET Cover to the west (Figure 2-3).

Cover vegetation monitoring will be accomplished in two phases. During the first phase, a staff biologist conducts vegetation inspection and monitoring on a quarterly schedule. The first phase concentrates on establishing the vegetation on the ET Cover from seed to a mature plant community such that successful revegetation criteria are met. These criteria are defined in Section 4.1 of the MWL LTMMP and are presented below.

- Total percent foliar coverage equals 20 percent (i.e., 20 percent of the land surface is covered with living plants versus 80 percent bare surface area);
- Of the 20 percent total foliar coverage, 50 percent or greater comprises native perennial species, and 50 percent or less comprises annual species; and
- No contiguous bare spots greater than 200 square feet (approximately 14 by 14 feet).

In addition to inspecting and documenting the inventory of the primary flora populating the cover, the staff biologist documents signs of animal and insect activity. Once successful revegetation criteria are met, the second phase of cover vegetation inspection begins.

In phase two, the staff biologist inspection frequency changes to annual and occurs near the end of the growing season (August–September) to most accurately determine the coverage of living plants. The staff biologist continues to document the flora population and signs of animal and insect activity.

Damage to cover vegetation that exceeds the criteria listed in Section 4.2.2 of the LTMMP is noted on the Biology Inspection Checklist/Form and appropriate maintenance/repairs will be completed within 60 days of the notation. Reseeding repairs may be delayed until the appropriate time during the growing season (Table 2-2).

At the end of each reporting year, the staff biologist compiles the results of the quarterly inspections (or annual inspection), summarizes local climate trends, and presents

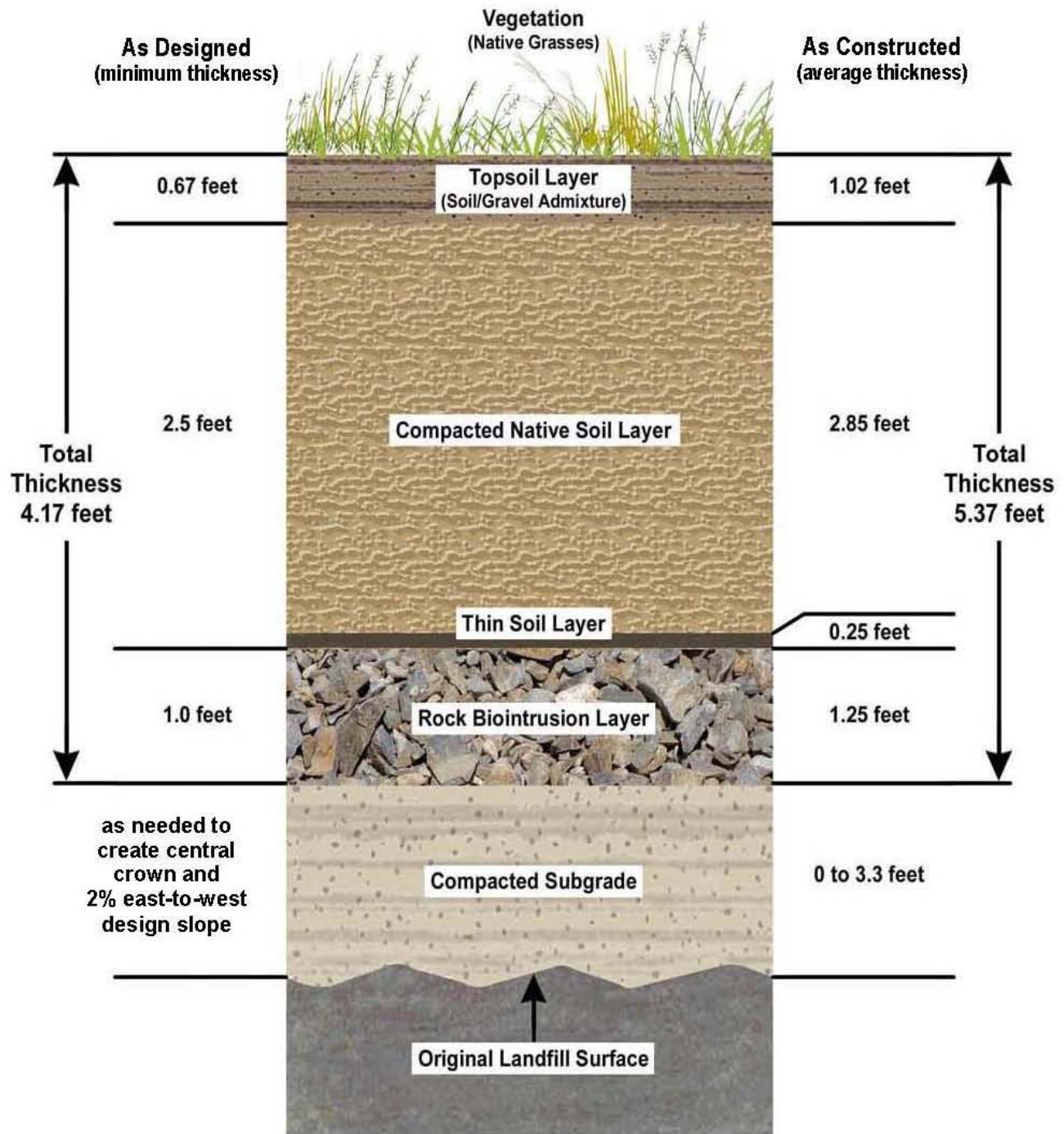


Figure 2-1  
Schematic Profile of the Mixed Waste Landfill Evapotranspirative Cover Layers

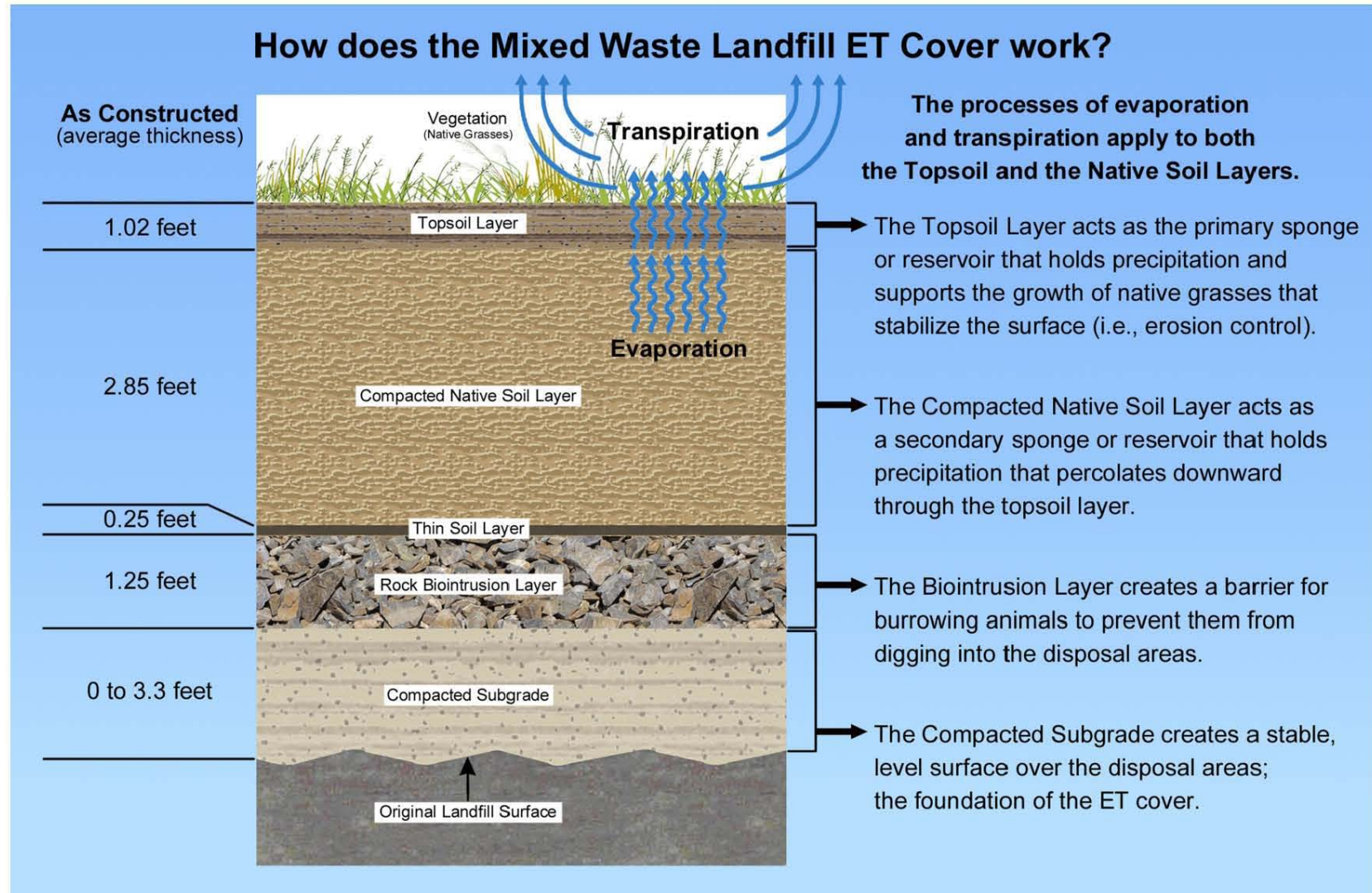


Figure 2-2  
Schematic Profile of the Mixed Waste Landfill Evapotranspirative Cover and How it Works



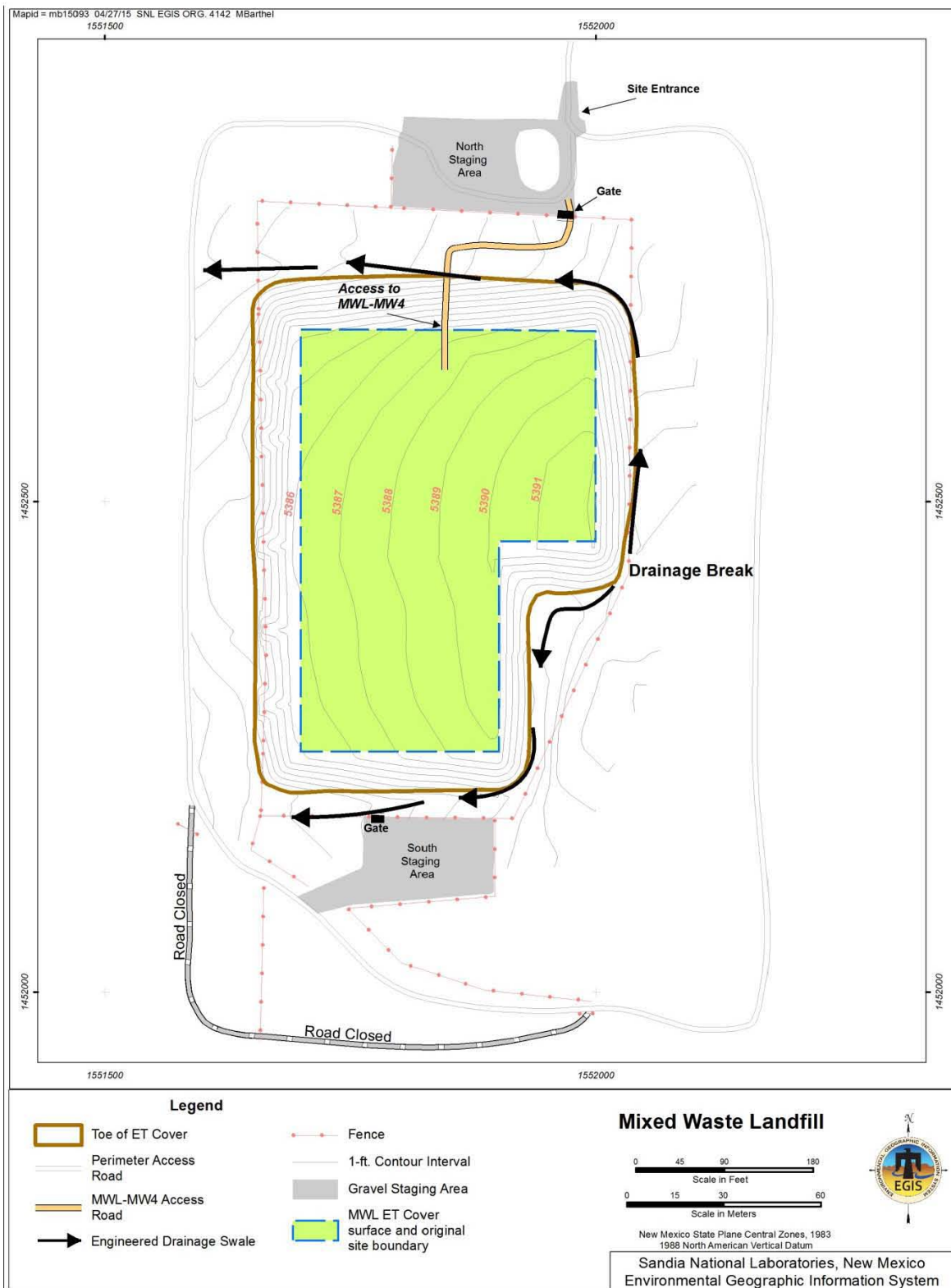


Figure 2-3  
Mixed Waste Landfill Engineered Storm-Water Drainage Swale

recommendations in a summary report to be included in the Annual LTMM Report (Annex G) along with the inspection form(s).

### 2.2.2 ET Cover Surface and Physical Controls Inspection

The ET Cover surface, side slopes, and physical controls (i.e., storm-water drainage swale, security fence, locks, gates, signs, and survey monuments) are inspected by a field technician on a quarterly basis. Inspection parameters, specifications, frequency, and required maintenance/repair activities for the ET Cover are summarized in Table 2-2. Documentation of animal burrows in excess of 4 inches in diameter and contiguous areas lacking vegetation in excess of 200 square feet are noted on both the quarterly *Cover Inspection* and annual *Biology Inspection Checklists/Forms* once the Biology Inspection frequency changes to annual.

If parameter specifications are exceeded they will be noted on the *Cover Inspection Checklist/Form* and appropriate maintenance/repairs will be completed within 60 days of the notation. Reseeding repairs may be delayed until the appropriate time during the growing season (Table 2-2).

### 2.2.3 Monitoring Networks and Sampling Equipment

Groundwater monitoring wells, soil-vapor monitoring wells, soil-moisture monitoring access tubes, and associated sampling/monitoring equipment are inspected at the same frequency and during the associated monitoring events. All inspection parameters, specifications, and required maintenance/repair activities are detailed in Table 2-2. The inspections and any associated maintenance and repair activities will be documented on monitoring network-specific inspection checklists/forms. There is a separate inspection checklist/form for each of the three monitoring networks and associated sampling/monitoring equipment.

If conditions are observed that require maintenance, repair, or replacement they will be noted on the associated *Monitoring Network Inspection Checklist/Form* and appropriate actions will be completed within 60 days (Table 2-2).

### **3.0 RADON MONITORING RESULTS**

This chapter presents radon monitoring activities (i.e., sampling and analysis), analytical results, and data evaluation in accordance with LTMMMP Section 3.2.1 and Appendix C (SNL/NM March 2012). The monitoring objective is to collect data to evaluate radon gas flux (i.e., movement) to the atmosphere at the MWL. This monitoring provides an early warning detection system for changing conditions so that timely action can be taken, if necessary. Results from the monitoring stations located along the perimeter security fence (locations RN1 through RN 10) are compared to trigger levels defined in LTMMMP Section 5.2.1.

Radon monitoring field activities are described in Section 3.1, analytical laboratory results and a discussion of data quality are presented in Section 3.2, and data evaluation requirements and a comparison of results to the trigger level are presented in Section 3.3. A summary of radon monitoring activities and results is provided in Section 11.1.

#### **3.1 Radon Sampling Field Activities**

This section describes radon monitoring activities conducted at the MWL in conformance with LTMMMP Appendix C that describes the procedures, methods, and analytical protocols for deploying, collecting, and analyzing radon monitoring samples.

Four monitoring events were conducted during CY 2014, fulfilling the LTMMMP quarterly monitoring requirement. Radon monitoring presented for this April 1, 2014 through March 31, 2015 reporting period covers the CY 2014 period January 1, 2014 through December 31, 2014 due to the time required for laboratory analysis and data review after collection of the detectors in the field. The January through March 2015 monitoring quarter will be presented in the June 2016 MWL Annual LTMM Report.

Radon sampling locations are designated as RN1 through RN17 and are shown in Figure 3-1. Table 3-1 presents the dates of detector deployment and collection for each quarter, location number, quarterly average of radon air concentrations in picocuries per liter (pCi/L), and the CY 2014 annual average radon air concentrations (pCi/L). Locations RN1 through RN10 are located on the perimeter security fence and are the compliance locations to which the trigger level applies. Locations RN11 through RN15 are located on the ET Cover surface directly above pits and trenches with known radium-226 sources. Locations RN16 and RN17 are background locations established away from the MWL, but in the general vicinity.

Quarterly monitoring results are reviewed and evaluated by an SNL/NM radiological subject matter expert (SME). The data evaluation letter reports also include the corresponding laboratory data sheets, Analysis Request/Chain-of-Custody forms (AR/COCs), and pictures of the radon monitoring station equipment and configuration. They are provided in Annex A.



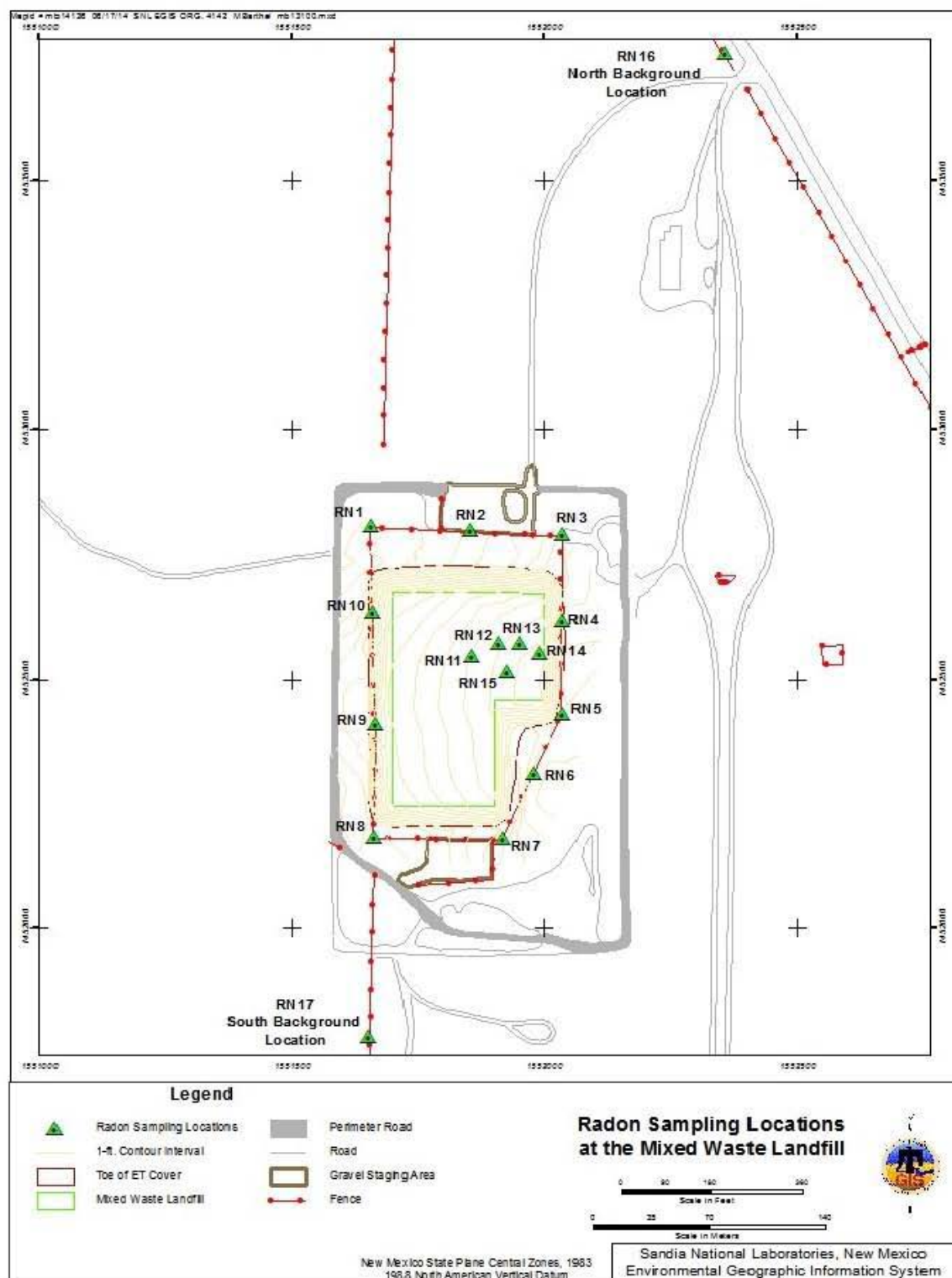


Figure 3-1  
Mixed Waste Landfill Radon Detector Locations

Table 3-1  
Summary of Radon Results  
Mixed Waste Landfill Air Monitoring  
Calendar Year 2014

Sample Location <sup>a</sup>	1 <sup>st</sup> Quarter		2 <sup>nd</sup> Quarter		3 <sup>rd</sup> Quarter		4 <sup>th</sup> Quarter		CY 2014 Average Radon Air Concentration (pCi/L)	Trigger Level (pCi/L)
	Detector Deployment Date	Detector Collection Date	Detector Deployment Date	Detector Collection Date	Detector Deployment Date	Detector Collection Date	Detector Deployment Date	Detector Collection Date		
	1/13/2014	4/2/2014	4/2/2014	7/3/2014	7/3/2014	10/2/2014	10/2/2014	1/7/2015		
	Quarterly Time-Weighted Average Radon Air Concentration (pCi/L)									
<b>RN1</b>	0.7		0.8		0.6		0.7		0.7	4
<b>RN2</b>	10.6 R <sup>b</sup>		1.4		0.6		0.6		0.9 <sup>c</sup>	4
<b>RN3</b>	0.8		0.3		0.5		0.9		0.6	4
<b>RN4</b>	0.4		0.3		0.4		1.1		0.6	4
<b>RN5</b>	0.4		0.3		0.5		0.7		0.5	4
<b>RN6</b>	0.4		0.3		0.5		0.8		0.5	4
<b>RN7</b>	0.4		0.3		0.6		0.9		0.6	4
<b>RN8</b>	0.4		0.3		0.5		0.9		0.5	4
<b>RN9</b>	0.4		0.3		0.7		1.1		0.6	4
<b>RN10</b>	0.4		0.3		0.4		0.4		0.4	4
RN11	0.9		0.3		0.3		0.7		0.6	NA
RN12	0.7		0.3		0.4		0.8		0.6	NA
RN13	0.4		0.3		0.4		0.5		0.4	NA
RN14	0.4		0.3		0.3		0.7		0.4	NA
RN15	0.4		0.3		0.5		0.7		0.5	NA
<b>Background Locations and Quality Control</b>										
RN16	0.4		0.3		0.7		0.5		0.5	NA
RN17	0.4		0.3		0.6		0.9		0.6	NA
RNTB	-- <sup>d</sup>		-- <sup>d</sup>		0.4		1.0		0.7	NA

Notes:

<sup>a</sup>Bolded sample locations are the locations where the trigger level applies.

<sup>b</sup>The detector was found on the ground during collection on April 2, 2014. The reported result is not representative and was rejected during data review.

<sup>c</sup>The CY 2014 average radon concentration for location RN2 does not include the 1<sup>st</sup> quarter data.

<sup>d</sup>A trip blank was not used to monitor the environmental samples during storage and shipment to the analytical laboratory (Section 3.2.3).

CY = Calendar year.

NA = Not applicable.

pCi/L = Picocuries per liter.

R = Reported result was not representative and rejected during data review.

RNTB = Trip blank.

### 3.1.1 Radon Monitoring Detector Deployment and Collection

Radtrak<sup>®</sup> radon detectors were deployed and collected at the 17 sampling sites as shown in Table 3-1 and Figure 3-1. All detectors were found in good condition at the time of collection, except for the first quarterly monitoring period. On April 2, 2014 when the first quarter detectors were being collected, the RN2 location detector was found on the ground. A discussion of data quality impacts related to the condition of this detector are presented in Section 3.2.3 and corrective actions that have been implemented to prevent this situation in the future are discussed in Section 3.2.4.

### 3.1.2 Field Quality Control

Two types of field control measures are employed for quality control (QC) during each quarter monitoring event; a field control sample (trip blank) and two field background samples (representing natural environmental conditions in the vicinity of the MWL). The trip blank analysis is used to confirm detectors were not contaminated during storage and shipment to the analytical laboratory. The two field background samples (RN16 and RN17) were collected during each sampling event at areas outside of the MWL, but within TA-III (Figure 3-1). This allows the measurement of background radiation that is always present due to naturally-occurring radon. The two field background sample results are compared to the sample detectors (RN1 through RN15) that are located on top of the ET Cover and on the perimeter fence (Figure 3-1).

### 3.1.3 Waste Management

No waste is generated during radon monitoring field activities. Radon detectors are disposed of by the analytical laboratory.

## 3.2 Laboratory Results

This section summarizes radon air monitoring results for the CY 2014. The radon air measurements were obtained using Radtrak<sup>®</sup> radon detectors. Radtrak<sup>®</sup> is an alpha-track radon gas detector designed to monitor radon exposure for three months to one year to obtain a long-term average concentration over time. The detectors were submitted to Landauer<sup>®</sup> Incorporated for analysis. Analytical laboratory reports, including certificates of analyses, analytical methods, dates of analyses, results of QC analyses, and data validation findings are filed in the SNL/NM Record Center.

### 3.2.1 Environmental Sample Results

The compiled quarterly monitoring results are presented in Table 3-1. Figure 3-2 shows the tabulated data in graphical form along with the trigger level of 4 pCi/L. One sample location, RN2, exceeded the trigger level of 4 pCi/L with a value of 10.6 pCi/L during the first quarter (January through March 2014). The result from this detector is not representative and was rejected during data review because the detector was found on the ground in poor condition

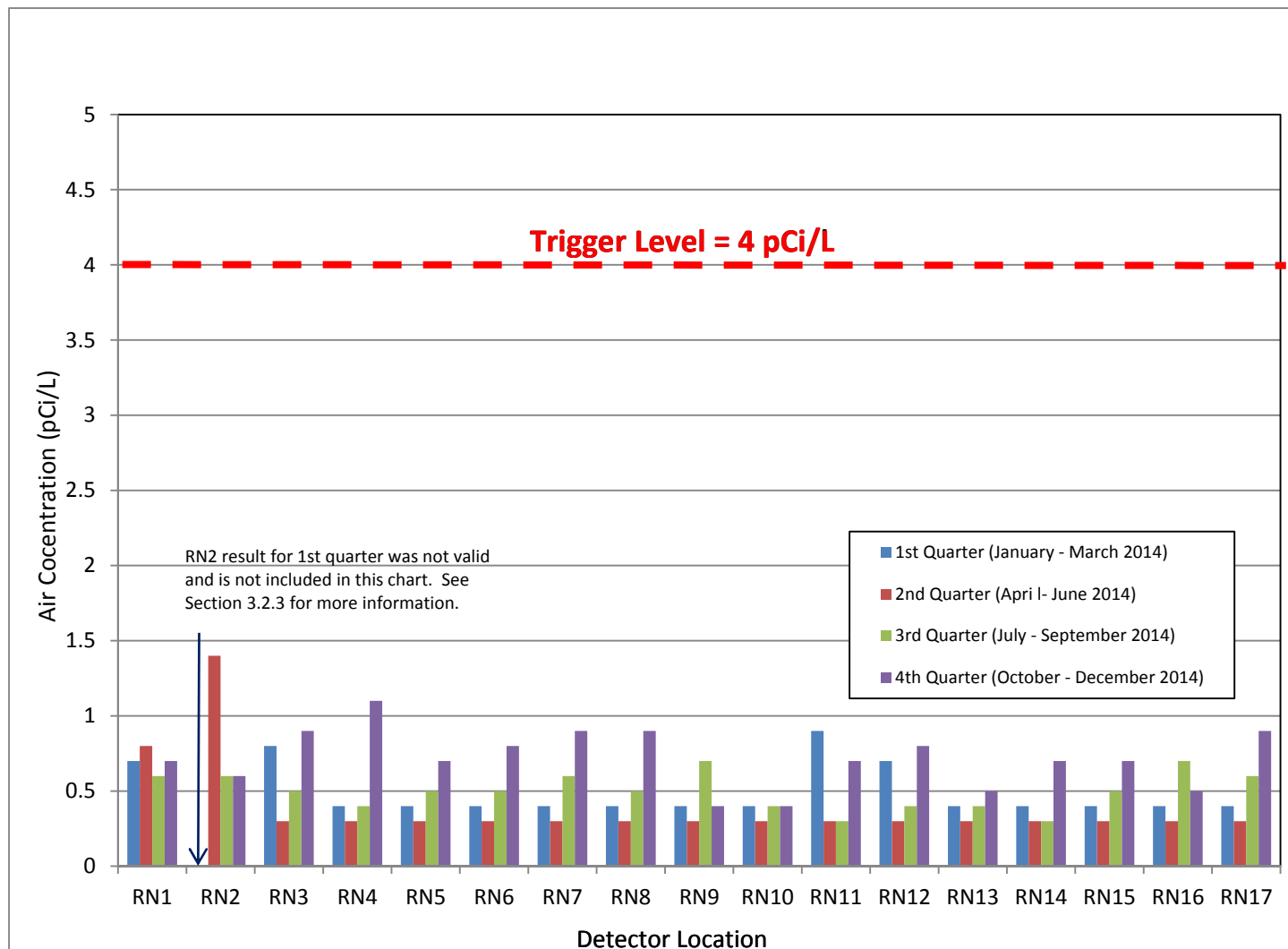


Figure 3-2  
Mixed Waste Landfill  
Calendar Year 2014 Quarterly Air Monitoring Results

when it was collected (see Section 3.2.3 for more information). As shown in Table 3-1, the RN2 location results for the second, third, and fourth quarters were well below the trigger level, with activities of 1.4, 0.6, and 0.6 pCi/L, respectively. The CY 2014 average radon concentration at locations RN1 through RN15 ranged from 0.4 to 0.9 pCi/L. The CY 2014 average radon concentrations at background locations RN16 and RN17 ranged from 0.5 to 0.6 pCi/L, respectively.

### 3.2.2 Field Quality Control Sample Results

Trip blanks (designated as RNTB in Table 3-1) were not submitted with the detectors collected during the first and second quarter sampling events. The results from analysis of the trip blanks submitted with the third and fourth quarter sampling events confirmed there was no contamination during storage and shipment of detectors RN1 through RN17 to the analyzing laboratory.

The two field background sample results (RN16 and RN17) for each quarter are compared to the quarterly sample results for detectors RN1 through RN15 and are shown in Figure 3-2. These background sample results show that conditions at the MWL are essentially equivalent to background conditions.

### 3.2.3 Data Quality

The detector at sampling location RN2 was found on the ground during the collection of first quarter detectors and the deployment of second quarter detectors on April 2, 2014. It had separated from its protective casing, which is secured to a perimeter fence at a height approximately 4 feet above ground surface. The detector was exposed on the ground surface for an undetermined period of time, was covered with dirt, and, based on its condition, was exposed to rain. The internal chip that is analyzed by the laboratory was warped and damaged. Due to the conditions noted for this detector, the analytical result was rejected as not representative during SNL/NM radiological SME review (Annex A). The results for the second, third, and fourth quarter monitoring events demonstrated the first quarter RN2 results were anomalous. To provide a valid, representative result, the detector must remain approximately 4 feet above the ground surface and be protected from the weather (i.e., precipitation and wind) and surface soil by the protective casing. Corrective actions to prevent this situation and data quality issue from occurring in the future are discussed in Section 3.2.4.

### 3.2.4 Variances and Non-Conformances

The first quarter RN2 detector detachment from the protective casing was a variance that resulted in rejected data. After further inspection, it was determined that a faulty Velcro™ attachment was the cause (Velcro™ tab on detector was the same as the tab on the inside of the protective casing, instead of opposite). High wind events common during this time of year likely caused the detector to fall out of the casing. Corrective action implemented after a review of the situation included the following.

- Prior to deployment, all detectors will be inspected to ensure that the Velcro™ tabs are installed appropriately. Extra detectors will be requested from the laboratory in case suspect detectors are found during inspections.
- During deployment, the integrity of the protective casing and the hardware that secures the protective casing to the fence post will also be inspected and repaired or replaced if appropriate.
- On a monthly basis, each monitoring station will be checked to make sure all detectors are in place and secure.

There was one non-conformance in both the first and second monitoring periods. A trip blank was not included when the detectors were sent to the laboratory to determine whether contamination of the detectors (RN1 through RN17) may have occurred during shipment and storage at the laboratory. There was no adverse impact on the results, as the trip blank samples were included with the third and fourth quarter detectors, and the monitoring results for the first and second quarter were comparable to the third and fourth quarter monitoring results. Comparison of the four data sets indicates contamination during shipment and storage at the laboratory of the first and second quarter detectors did not occur.

### **3.3 Data Evaluation and Monitoring Trigger Level**

The trigger level for radon in air is 4 pCi/L, which applies to the detectors located on the perimeter fence (RN1 through RN10). The trigger level of 4 pCi/L is the same as the EPA-recommended action level for radon in households. There was no exceedance of the 4.0 pCi/L trigger level at sampling locations RN1 through RN10 during CY 2014.

**This page intentionally left blank.**

## **4.0 TRITIUM SURFACE SOIL MONITORING RESULTS**

This chapter presents monitoring activities for tritium-in-surface soil (i.e., sampling and analysis), analytical results, and data evaluation in accordance with LTMMMP Sections 3.3 and 5.2.2.1, and Appendix G (SNL/NM March 2012). The monitoring objective is to collect data to evaluate tritium flux (i.e., movement) to the atmosphere from soil moisture in surface soil at the MWL. This monitoring provides an early warning detection system for changing conditions so that action can be taken, if necessary, in a timely manner.

Tritium surface soil monitoring field activities are described in Section 4.1 and analytical laboratory results and a discussion of data quality are presented in Section 4.2. Data evaluation and a comparison of results to the trigger level are presented in Section 4.3 and Section 4.4 presents historic data evaluation. A summary of tritium surface soil monitoring activities and results is provided in Section 11.1.

### **4.1 Tritium Surface Soil Sampling Field Activities**

This section describes activities conducted in conformance with LTMMMP Appendix G, which describes the procedures, methods, and analytical protocols for collecting and analyzing tritium surface soil samples. Annex B contains the AR/COC forms and a data evaluation memo prepared by a Sandia radiological SME that includes an evaluation and summary of the data.

Surface soil samples were collected at four monitoring locations on August 21, 2014 (Figure 4-1). Although these locations matched previous SNL/NM Terrestrial Surveillance Program monitoring locations, they did not match the locations specified in Section 3.3, Figure 3.3-1 of the LTMMMP. Therefore, sampling was conducted at the LTMMMP locations on January 20, 2015 to fulfill the annual monitoring requirement and provide data for comparison between locations (Figure 4-1). Historically, tritium surface soil monitoring was performed at the MWL by the SNL/NM Terrestrial Surveillance Program, and these locations have been shifted over time to accommodate construction of the subgrade (2006) and ET Cover (2009). The August 2014 sampling locations were consistent with post-ET Cover installation Terrestrial Surveillance Program locations. Comparison of current tritium results with historical Terrestrial Surveillance Program results is presented in Section 4.4 and is still useful even though the sampling locations are not identical. The August 2014 results are presented in the following sections along with the January 2015 results.

#### **4.1.1 Field Quality Control**

A field QC sample (duplicate soil sample) was collected as part of the August 21, 2014 combined tritium and biota sampling event in accordance with the Tritium and Biota SAP (Appendix G, Table G-4.2-1), which requires one duplicate sample pair collected for every twenty environmental samples. The environmental and duplicate sample pairs for the August 2014 (combined tritium and biota sampling event) and January 2015 sampling events (tritium only) were collected at the tritium monitoring location MWL TS-2NE (Figure 4-1).



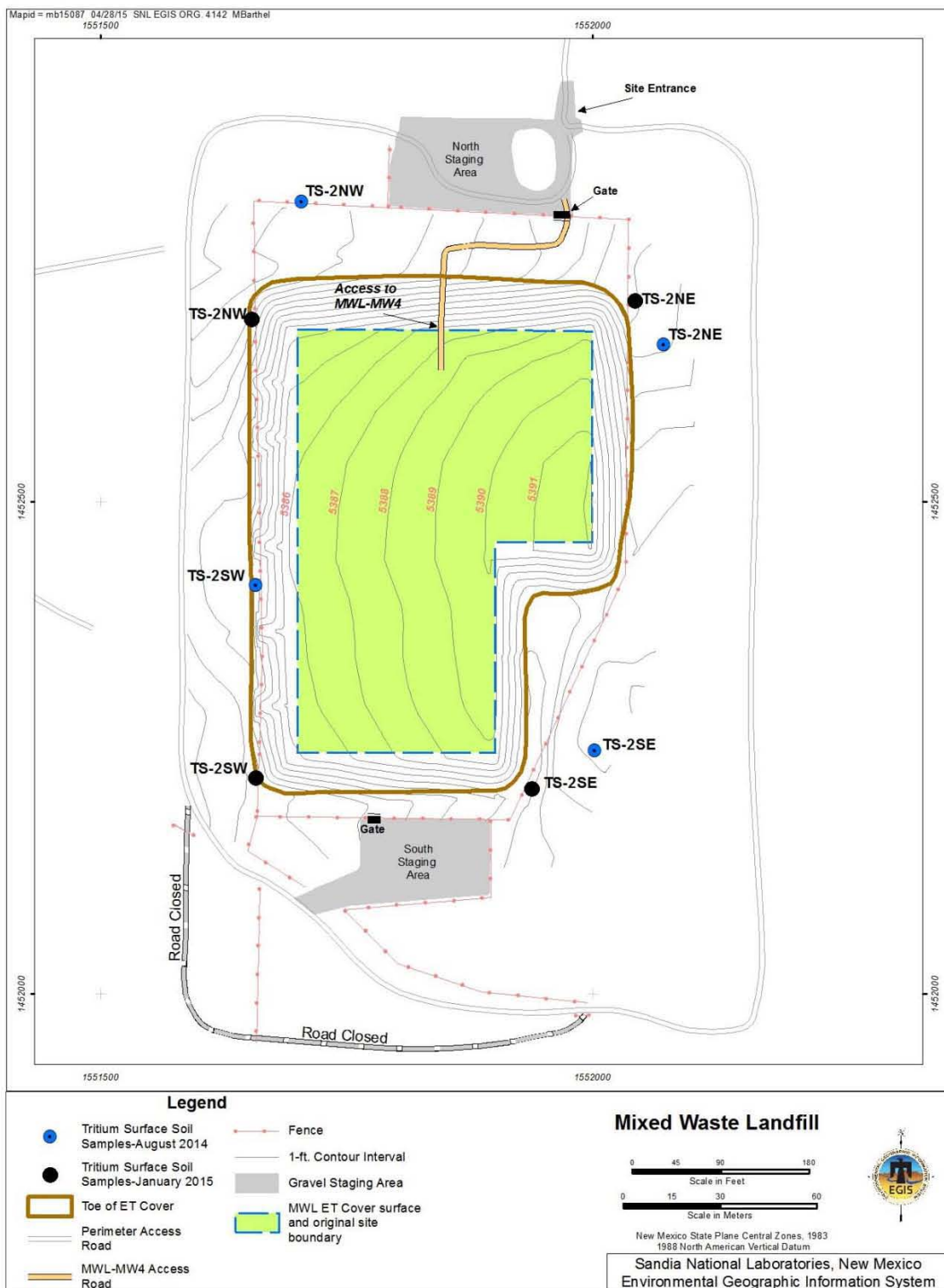


Figure 4-1  
Mixed Waste Landfill Tritium Surface Soil Sampling Locations

#### 4.1.2 Waste Management

Waste generated during sampling activities included personal protective equipment (PPE), such as gloves, and decontamination wipes. It was managed in accordance with federal, state, and city regulations, and applicable SNL/NM requirements. Analytical data collected from the sampling event was used to characterize the waste; it was determined to be non-hazardous and non-radioactive and was managed as solid waste.

### 4.2 Laboratory Results

Soil samples and field QC samples were submitted to GEL Laboratories LLC (GEL) for analyses. Samples were analyzed by liquid scintillation analysis, in accordance with EPA Method 906.0 (liquid scintillation analysis). Tritium activity is determined in the moisture extracted from the soil sample, so results are sensitive to in-situ moisture content of the soil collected. Analytical results that are below the minimum detectable activity (MDA) are qualified with a “U” and are designated as not detected. Analytical laboratory reports, including certificates of analyses, analytical methods, sample results, dates of analyses, results of QC analyses, and data validation reports are filed in the SNL/NM Record Center.

#### 4.2.1 Environmental Sample Results

Table 4-1 summarizes the tritium surface soil results for the August 2014 and January 2015 sampling events. Tritium was not detected above the MDA in any of the August 2014 surface soil samples. This was due in part to the soil being very dry, despite scheduling the sampling during the summer monsoon season. Tritium assay in soil depends on the presence of measurable soil moisture, and the August 2014 samples were very dry (i.e., soil-moisture content of the samples was less than 2 percent). There was more soil moisture present during the January 2015 sampling event due to winter precipitation events and cooler temperatures (i.e., soil-moisture content of the samples ranged from 4.3 to 9.2 percent), and tritium activity was detected above the MDA in all samples. The January 2015 tritium samples exhibited very low activities, ranging from 1,010 to 1,830 pCi/L.

The variation in the two data sets is primarily related to soil-moisture content, and is not related to the minor changes in sampling locations (see the Sandia radiological SME’s data evaluation memo in Annex B).

#### 4.2.2 Field Quality Control Sample Results

Relative percent difference (RPD) values between the environmental sample and corresponding duplicate is calculated using the following formula.

$$RPD = \frac{|R_1 - R_2|}{[(R_1 + R_2) / 2]} \times 100$$

where:  $R_1$  = Analysis result.  
 $R_2$  = Duplicate analysis result.

Table 4-1  
Summary of Tritium Results (EPA Method 906.0<sup>a</sup>)  
Mixed Waste Landfill Surface Soil Monitoring  
August 2014 and January 2015

Sample Location	Result (pCi/L)	Laboratory Qualifier <sup>b</sup>	Validation Qualifier <sup>b</sup>	Result (pCi/L)	Laboratory Qualifier <sup>b</sup>	Validation Qualifier <sup>b</sup>	Trigger Level (pCi/L)
	August 2014			January 2015			
MWL TS-2NW	151 ± 136	U	BD	1210 ± 216	--	--	20,000
MWL TS-2SW	-39.4 ± 118	U	BD	1660 ± 271	--	--	
MWL TS-2SE	-45.9 ± 115	U	BD	1830 ± 294	--	--	
MWL TS-2NE	147 ± 136	U	BD	1010 ± 191	--	--	
MWL TS-2NE (duplicate)	60.4 ± 125	U	BD	1370 ± 235	--	--	

Notes:

<sup>a</sup>U.S. Environmental Protection Agency, 1986 (and updates), "Test Methods for Evaluating Solid Waste, Physical/Chemical Methods," SW-846, 3rd edition.

<sup>b</sup>Blank (--) cell means all quality control samples met acceptance criteria.

BD = Result is below the MDA.

EPA = U.S. Environmental Protection Agency.

MDA = Minimum detectable activity.

MWL = Mixed Waste Landfill.

pCi/L = Picocuries per liter.

U = Analyte was not detected; the result is less than the MDA.

For the environmental-duplicate sample pair collected at MWL TS-2NE in August 2014, tritium was not detected; therefore, an RPD value was not calculated. The RPD value between the environmental-duplicate sample pair collected at MWL TS-2NE in January 2015 shows good agreement (RPD values <35) with a calculated value of 30.

#### 4.2.3 Data Quality

Field QC sample results validated the adequacy of the field sampling procedures and protocol. Internal laboratory QC samples were analyzed concurrently with all environmental samples in accordance with laboratory procedures and EPA methods. These included laboratory control samples, method blanks, and matrix spike samples. The results were used to evaluate potential contamination associated with the laboratory analytical process and to determine the accuracy and precision of the analytical methods. All radiochemical data were reviewed and qualified in accordance with SNL/NM Administrative Operating Procedure (AOP) AOP 00-03, "Data Validation Procedure for Chemical and Radiochemical Data" (SNL/NM June 2014a). Data Validation Reports and Contract Verification Review forms are provided in Annex B.

#### 4.2.4 Variances and Non-Conformances

There were no variances or non-conformances for tritium surface soil sampling.

### **4.3 Data Evaluation and Monitoring Trigger Level**

The trigger level for tritium as measured in soil moisture from surface soil samples is 20,000 pCi/L as specified in LTMMMP Section 5.2.2.1 (SNL/NM March 2012). No sample results from August 2014 or January 2015 exceeded the trigger level.

### **4.4 Historic Data Evaluation**

Tritium surface soil sampling has been conducted at the MWL by the Terrestrial Surveillance Program since August 1985 at various locations around the MWL perimeter. The tritium sampling being performed under the LTMMMP is a continuation of this monitoring effort. Historic tritium data from 1985 through 1999 did not go through same rigorous data quality review process as data collected since June 2000, but does provide useful information regarding tritium levels over time.

Trend plots are not presented in this Annual LTMM Report because the factors that affect tritium results in surface soil samples at these very low activities (e.g., soil-moisture content and barometric conditions) overwhelm the subtle changes in actual, measurable tritium flux. The data collected in August 2014 and January 2015 are consistent with the historical data and demonstrate consistent, tritium activity at very low levels that are close to the laboratory minimum detectable activity.

**This page intentionally left blank.**

## 5.0 SOIL-VAPOR MONITORING RESULTS

This chapter presents soil-vapor monitoring activities (i.e., sampling and analysis), analytical results, and data evaluation in accordance with LTMM Sections 3.4.1 and 5.2.3.1, and Appendix D (SNL/NM March 2012). The soil-vapor monitoring objective is to provide spatial and temporal concentration data for hazardous constituents in the soil vapor at various depths in the approximately 500-foot-thick vadose zone beneath the MWL (i.e., unsaturated soil and sediments above the regional groundwater aquifer). These monitoring data serve as an early warning detection system for the protection of groundwater. Results from the deepest sampling ports of the deepest soil-vapor wells are compared to trigger levels defined in LTMM Section 5.2.3.

Soil-vapor monitoring field activities are described in Section 5.1, analytical laboratory results and a discussion of data quality are presented in Section 5.2, and data evaluation and comparison of results to monitoring trigger levels are presented in Section 5.3. A summary of soil-vapor monitoring activities and results is provided in Section 11.1.

### 5.1 Soil-Vapor Sampling Field Activities

This section describes soil-vapor monitoring activities conducted at the MWL in conformance with the MWL Soil-Vapor SAP, LTMM Appendix D, which describes the procedures, methods, and analytical protocols for collecting and analyzing soil-vapor samples. Field forms and documentation that address calibration of equipment, well evacuation, purge volumes, and vacuum pressure readings for each sample container are provided in Annex C.

Wells MWL-SV01 and MWL-SV02 are single-sampling-port wells installed through the ET Cover; each well has one sampling port at depths 42.5 and 41.5 feet below ground surface (bgs), respectively. Wells MWL-SV03, MWL-SV04, and MWL-SV05 are multi-sampling-port wells (i.e., each has 5 sampling ports at depths of approximately 50, 100, 200, 300, 400 feet bgs), and are installed around the ET Cover perimeter. These wells were constructed in May through July 2014 using the Flexible Liner Underground Technology, Ltd.<sup>TM</sup> (FLUTE<sup>TM</sup>) technology after NMED approved the LTMM (Blaine January 2014). Wells MWL-SV01 and MWL-SV02 were installed during ET Cover construction in August 2009 to minimize impact on the ET Cover. The well locations are shown in Figure 5-1.

Two soil-vapor monitoring events were conducted during the April 1, 2014 through March 31, 2015 reporting period fulfilling the LTMM semiannual monitoring requirement. The three FLUTE<sup>TM</sup> wells were not ready for sampling until September 2014, two months after completion of drilling and installation, to allow for vadose zone equilibration. The two monitoring events were conducted in September and October 2014, to allow time for laboratory analysis and data validation so the results of two soil-vapor monitoring events could be presented in this Annual LTMM Report. Future MWL semiannual soil-vapor monitoring will be performed at the same time as the semiannual groundwater monitoring, in April and October of each annual reporting period.

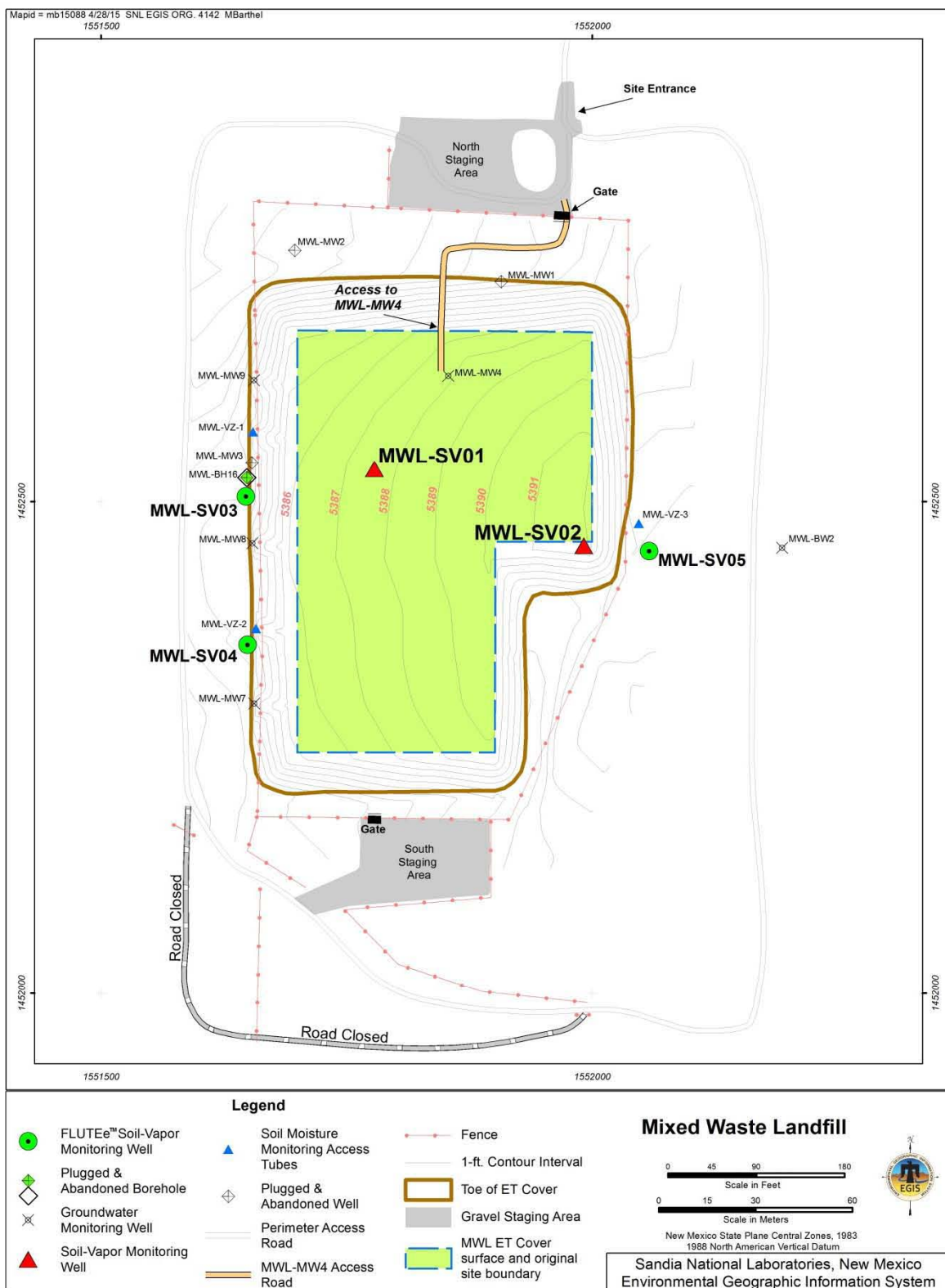


Figure 5-1  
Mixed Waste Landfill Soil-Vapor Monitoring Well Locations

The two soil-vapor monitoring events are described as follows.

- The first sampling event was conducted on September 11, 2014. Soil vapor samples were collected from all monitoring wells (MWL-SV01, MWL-SV02, MWL-SV03, MWL-SV04, and MWL-SV05). Duplicate samples were collected from MWL-SV04 at the 100 and 300-foot depth sampling ports.
- The second sampling event was conducted on October 22, 2014. Soil vapor samples were collected from all monitoring wells and duplicate samples were collected from MWL-SV05 at the 200 and 400-foot depth sampling ports.

#### 5.1.1 Well Purging

Purging removes stagnant air from each monitoring port and associated sample tubing, and draws representative soil vapor from the soil pore space surrounding the sampling port in the subsurface. All wells were purged to remove a minimum of three tubing volumes of air, and until VOC levels stabilized (3 measurements after purging 3 tubing volumes within plus or minus 10 percent), in accordance with procedures described in field operating procedure (FOP) FOP 08-22, "Soil-Vapor Sampling," (SNL/NM June 2014b), and LTMMP Appendix D. All wells were purged using a dedicated (to the MWL) vacuum pump. Real time VOC screening was performed with a photoionization detector (PID) to determine VOC stabilization during the purging process. After achieving stabilization, PID VOC concentrations ranged from 0.0 to 0.2 parts per million by volume (ppmv) for all wells and sampling ports.

#### 5.1.2 Field Quality Control

Field QC samples include duplicate samples (minimum of two per annual monitoring event) and field blank samples. Field QC samples were submitted for analysis with the soil-gas samples and analytical results are presented in Section 5.2.2 and Annex C. Duplicate samples were collected immediately after the original environmental sample in order to reduce variability caused by time and/or sampling mechanics. These sample results were used to evaluate the reproducibility of the sampling and analytical processes.

Field blank samples were prepared in the field during sampling activities by collecting an ultra-pure grade nitrogen gas sample at each monitoring well. Results were used to assess whether contamination of the samples may have resulted from ambient field conditions.

A brief explanation of the field QC sampling protocol for the September and October 2014 sampling events is provided below.

Duplicate samples were collected from the sample ports located at 100 feet bgs and 300 feet bgs at monitoring well MWL-SV04 in September, and from the sample ports located at 200 feet bgs and 400 feet bgs at monitoring well MWL-SV05 in October. A total of five QC field blank samples were submitted for analysis for each of the events.



### 5.1.3 Waste Management

A small volume of solid waste (e.g., PPE) was generated during the two soil-vapor monitoring events. This waste was combined with the solid waste generated during groundwater monitoring activities and managed in accordance with federal, state, and city regulations, and applicable SNL/NM requirements.

## 5.2 Laboratory Results

Environmental and field QC soil-vapor samples were submitted to Test America Laboratories, Inc. for analyses. Samples were analyzed in accordance with EPA Method TO-15. Analytical results that are equal to or above the analytical laboratory method detection limit (MDL) but below the reporting limit (RL) are qualified as estimated values by the laboratory and designated with a “J” qualifier. Analytical laboratory reports, including certificates of analyses, analytical methods, MDLs, RLs, dates of analyses, and data validation reports are filed in the SNL/NM Record Center.

### 5.2.1 Environmental Sample Results

This section summarizes soil-vapor monitoring results for the April 1, 2014 through March 31, 2015 reporting period. A summary of compounds detected in each event is provided below, along with a discussion of soil-vapor trigger levels defined in LTMMMP Section 5.2.3.1.

#### First Semiannual Sampling Event – September 11, 2014

A total of 26 compounds were detected above laboratory MDLs in September 2014 samples. 22 of the VOCs were also detected in the October samples; the 4 highlighted VOCs were not detected in the October samples.

Acetone	Ethyl Benzene
Benzene	2-Hexanone
Bromodichloromethane	Methylene Chloride
2-Butanone	Tetrachloroethene (PCE)
Carbon Disulfide	Toluene
Carbon Tetrachloride	Trichloroethene (TCE)
Chloroform	Trichlorofluoromethane
Chloromethane	1,1,1-Trichloroethane
Dibromochloromethane	1,1,2-Trichloro-1,2,2-trifluoroethane
Dichlorodifluoromethane	1,2,4-Trimethylbenzene
1,1-Dichloroethane	1,3,5-Trimethylbenzene
1,1-Dichloroethene	m, p-Xylene
cis-1,2-Dichloroethene	o-Xylene

Tetrachloroethene (PCE) and trichloroethene (TCE) are the primary VOCs of concern, exhibited the highest concentrations, and were reported in all environmental samples. PCE was detected at concentrations ranging from 0.052 to 0.560 ppmv, and TCE concentrations ranged from 0.044 to 0.300 ppmv. Other VOCs detected in all samples, generally at lower concentrations, include 2-butanone, chloroform, dichlorodifluoromethane, 1,1-dichloroethane, 1,1-dichloroethene, 1,1,2-trichloro-1,2,2-trifluoroethane, 1,1,1-trichloroethane, and trichlorofluoromethane. The maximum VOC concentration was 0.560 ppmv PCE from MWL-SV01-42.5.

### Second Semiannual Sampling Event – October 22, 2014

A total of 27 compounds were detected above laboratory MDLs in October 2014 samples. VOCs that are not highlighted were also detected in the September samples; the 5 highlighted VOCs were not detected in the September samples.

Acetone	1,2-Dichloropropane
Benzene	2-Hexanone
2-Butanone	Methylene Chloride
Carbon Disulfide	Tetrachloroethene (PCE)
Carbon Tetrachloride	Toluene
Chloroform	Trichloroethene (TCE)
Chloromethane	Trichlorofluoromethane
Dibromochloromethane	1,1,2,2-Tetrachloroethane
Dichlorodifluoromethane	1,1,1-Trichloroethane
1,2-Dichlorobenzene	1,1,2-Trichloro-1,2,2-trifluoroethane
1,4-Dichlorobenzene	1,2,4-Trimethylbenzene
1,1-Dichloroethane	1,3,5-Trimethylbenzene
1,1-Dichloroethene	Vinyl Acetate
cis-1,2-Dichloroethene	

PCE and TCE exhibited the highest in soil vapor, and were reported in all environmental samples. PCE was detected at concentrations ranging from 0.048 ppmv to 0.400 ppmv. TCE concentrations ranged from 0.058 ppmv to 0.300 ppmv. Other VOCs detected in all samples, generally at lower concentrations, included dichlorodifluoromethane, 1,1-dichloroethane, 1,1-dichloroethene, 1,1,2-trichloro-1,2,2-trifluoroethane, 1,1,1-trichloroethane, and trichlorofluoromethane. The maximum VOC concentration was 0.400 ppmv PCE from samples MWL-SV01-42.5 and MWL-SV03-400.

Table 5-1 and Table 5-2 summarize detected VOCs results for the September 2014 and October 2014 sampling events, respectively. Table 5-3 provides results for PCE, TCE, and Total VOCs for both events. For the combined September-October data sets, PCE concentrations ranged from 0.048 ppmv (October MWL-SV05-50) to 0.560 ppmv (September MWL-SV01-42.5), and TCE concentrations ranged from 0.044 ppmv (September MWL-SV04-300) to 0.300 ppmv (September and October MWL-SV03-200). Total VOCs, as the sum of validated detected VOCs, were reported in all environmental samples at concentrations ranging from 0.20438 ppmv (September MWL-SV04-300) to 1.14010 ppmv (September MWL-SV01-42.5).

Table 5-1  
Summary of Detected Volatile Organic Compounds (EPA Method TO-15<sup>a</sup>)  
Mixed Waste Landfill Soil-Vapor Monitoring  
September 2014

Well ID/Sample Port	Analyte	Result <sup>b</sup> (ppmv)	MDL <sup>b</sup> (ppbv)	RL <sup>b</sup> (ppbv)	Laboratory Qualifier <sup>c</sup>	Validation Qualifier <sup>c</sup>
<b>MWL-SV01-42.5</b> 11-Sep-14	Acetone	0.013	0.89	25	B, J	25U
	Bromodichloromethane	0.00040	0.33	1.5	J	--
	2-Butanone	0.0027	0.99	4.0	J	--
	Carbon Disulfide	0.0031	0.39	4.0	J	4U
	Carbon Tetrachloride	0.00035	0.32	4.0	J	--
	Chloroform	0.013	0.47	1.5	--	--
	Chloromethane	0.0012	0.98	4.0	J	--
	Dichlorodifluoromethane	0.100	0.72	2.0	--	--
	1,1-Dichloroethane	0.0028	0.36	1.5	--	--
	1,1-Dichloroethene	0.0080	0.64	4.0	--	--
	cis-1,2-Dichloroethene	0.0015	0.44	2.0	J	--
	Tetrachloroethene	0.560	0.77	6.0	--	--
	Toluene	0.0011	0.25	2.0	J	--
	Trichloroethene	0.110	0.52	2.0	--	--
	Trichlorofluoromethane	0.190	0.98	2.0	--	--
	1,1,1-Trichloroethane	0.055	0.32	1.5	--	--
	1,1,2-Trichloro-1,2,2-trifluoroethane	0.094	0.81	2.0	--	--
	Total Organics <sup>d</sup>	1.14010	NA	NA	NA	NA
<b>MWL-SV02-41.5</b> 11-Sep-14	Acetone	0.0083	0.38	11	B, J	11U
	Benzene	0.00017	0.17	0.84	J	0.84U
	2-Butanone	0.0041	0.42	1.7	--	--
	Carbon Disulfide	0.0019	0.16	1.7	--	--
	Chloroform	0.0031	0.20	0.63	--	--
	Chloromethane	0.00052	0.42	1.7	J	--
	Dichlorodifluoromethane	0.094	0.31	0.84	--	--
	1,1-Dichloroethane	0.0026	0.15	0.63	--	--
	1,1-Dichloroethene	0.011	0.27	1.7	--	--
	cis-1,2-Dichloroethene	0.00096	0.19	0.84	--	--
	2-Hexanone	0.00043	0.18	0.84	J	--
	Methylene Chloride	0.00061	0.15	0.84	J	--
	Tetrachloroethene	0.086	0.11	0.84	--	--
	Trichloroethene	0.075	0.22	0.84	--	--
	Trichlorofluoromethane	0.300	1.7	3.4	--	--
	1,1,1-Trichloroethane	0.082	0.14	0.63	--	--
	1,1,2-Trichloro-1,2,2-trifluoroethane	0.056	0.34	0.84	--	--
	Total Organics <sup>d</sup>	0.71822	NA	NA	NA	NA

Refer to footnotes at end of table.

Table 5-1 (Continued)  
Summary of Detected Volatile Organic Compounds (EPA Method TO-15<sup>a</sup>)  
Mixed Waste Landfill Soil-Vapor Monitoring  
September 2014

Well ID/Sample Port	Analyte	Result <sup>b</sup> (ppmv)	MDL <sup>b</sup> (ppbv)	RL <sup>b</sup> (ppbv)	Laboratory Qualifier <sup>c</sup>	Validation Qualifier <sup>c</sup>
MWL-SV03-50 11-Sep-14	Acetone	0.0072	0.24	6.8	B	--
	Benzene	0.0060	0.11	0.54	--	--
	2-Butanone	0.0021	0.27	1.1	--	--
	Carbon Disulfide	0.00020	0.11	1.1	J	1.1U
	Carbon Tetrachloride	0.00022	0.086	1.1	J	--
	Chloroform	0.0018	0.13	0.41	--	--
	Dichlorodifluoromethane	0.022	0.20	0.54	--	--
	1,1-Dichloroethane	0.0024	0.097	0.41	--	--
	1,1-Dichloroethene	0.0085	0.17	1.1	--	--
	cis-1,2-Dichloroethene	0.0016	0.12	0.54	--	--
	2-Hexanone	0.00019	0.12	0.54	J	--
	Methylene Chloride	0.00046	0.097	0.54	J	--
	Tetrachloroethene	0.140	0.15	1.2	--	--
	Toluene	0.0028	0.069	0.54	--	2.8U
	Trichloroethene	0.100	0.31	1.2	--	--
	Trichlorofluoromethane	0.022	0.26	0.54	--	--
	1,1,1-Trichloroethane	0.0061	0.088	0.41	--	--
	1,1,2-Trichloro-1,2,2-trifluoroethane	0.049	0.22	0.54	--	--
	Total Organics <sup>d</sup>	0.36957	NA	NA	NA	NA

Refer to footnotes at end of table.

Table 5-1 (Continued)  
Summary of Detected Volatile Organic Compounds (EPA Method TO-15<sup>a</sup>)  
Mixed Waste Landfill Soil-Vapor Monitoring  
September 2014

Well ID/Sample Port	Analyte	Result <sup>b</sup> (ppmv)	MDL <sup>b</sup> (ppbv)	RL <sup>b</sup> (ppbv)	Laboratory Qualifier <sup>c</sup>	Validation Qualifier <sup>c</sup>
MWL-SV03-100 11-Sep-14	Acetone	0.011	0.38	11	B	11U
	Benzene	0.00081	0.17	0.85	J	0.85U
	2-Butanone	0.0021	0.42	1.7	--	--
	Carbon Disulfide	0.00086	0.17	1.7	J	1.7U
	Carbon Tetrachloride	0.00037	0.14	1.7	J	--
	Chloroform	0.0023	0.20	0.64	--	--
	Chloromethane	0.00052	0.42	1.7	J	--
	Dichlorodifluoromethane	0.040	0.31	0.85	--	--
	1,1-Dichloroethane	0.0051	0.15	0.64	--	--
	1,1-Dichloroethene	0.019	0.27	1.7	--	--
	cis-1,2-Dichloroethene	0.0034	0.19	0.85	--	--
	Methylene Chloride	0.0019	0.15	0.85	--	--
	Tetrachloroethene	0.210	0.22	1.7	--	--
	Toluene	0.0030	0.11	0.85	--	3.0U
	Trichloroethene	0.190	0.45	1.7	--	--
	Trichlorofluoromethane	0.030	0.42	0.85	--	--
	1,1,1-Trichloroethane	0.0066	0.14	0.64	--	--
	1,1,2-Trichloro-1,2,2-trifluoroethane	0.100	0.35	0.85	--	--
	m,p-Xylene	0.00022	0.21	1.7	J	--
	Total Organics <sup>d</sup>	0.61151	NA	NA	NA	NA

Refer to footnotes at end of table.

Table 5-1 (Continued)  
Summary of Detected Volatile Organic Compounds (EPA Method TO-15<sup>a</sup>)  
Mixed Waste Landfill Soil-Vapor Monitoring  
September 2014

Well ID/Sample Port	Analyte	Result <sup>b</sup> (ppmv)	MDL <sup>b</sup> (ppbv)	RL <sup>b</sup> (ppbv)	Laboratory Qualifier <sup>c</sup>	Validation Qualifier <sup>c</sup>
<b>MWL-SV03-200</b> 11-Sep-14	Acetone	0.0047	0.53	15	B, J	15U
	Benzene	0.00068	0.23	1.2	J	1.2U
	2-Butanone	0.0013	0.59	2.4	J	--
	Carbon Disulfide	0.00061	0.23	2.4	J	2.4U
	Carbon Tetrachloride	0.00056	0.19	2.4	J	--
	Chloroform	0.0020	0.28	0.89	--	--
	Dichlorodifluoromethane	0.057	0.43	1.2	--	--
	1,1-Dichloroethane	0.0076	0.21	0.89	--	--
	1,1-Dichloroethene	0.034	0.38	2.4	--	--
	cis-1,2-Dichloroethene	0.0050	0.26	1.2	--	--
	Methylene Chloride	0.0032	0.21	1.2	--	--
	Tetrachloroethene	0.300	0.30	2.4	--	--
	Toluene	0.0036	0.15	1.2	--	3.6U
	Trichloroethene	0.300	0.62	2.4	--	--
	Trichlorofluoromethane	0.026	0.58	1.2	--	--
	1,1,1-Trichloroethane	0.0024	0.19	0.89	--	--
	1,1,2-Trichloro-1,2,2-trifluoroethane	0.180	0.96	2.4	--	--
	Total Organics <sup>d</sup>	0.91906	NA	NA	NA	NA
<b>MWL-SV03-300</b> 11-Sep-14	Acetone	0.014	0.90	25	B, J	25U
	Benzene	0.0012	0.40	2.0	J	2.0U
	2-Butanone	0.0035	1.0	4.0	J	--
	Carbon Disulfide	0.023	0.39	4.0	--	--
	Chloroform	0.00081	0.48	1.5	J	--
	Dichlorodifluoromethane	0.027	0.73	2.0	--	--
	1,1-Dichloroethane	0.0020	0.36	1.5	--	--
	1,1-Dichloroethene	0.015	0.65	4.0	--	--
	cis-1,2-Dichloroethene	0.0020	0.45	2.0	--	--
	Methylene Chloride	0.0011	0.38	2.0	J	--
	Tetrachloroethene	0.290	0.26	2.0	--	--
	Toluene	0.0060	0.26	2.0	--	--
	Trichloroethene	0.190	0.53	2.0	--	--
	Trichlorofluoromethane	0.0091	0.99	2.0	--	--
	1,1,1-Trichloroethane	0.00066	0.33	1.5	J	--
	1,1,2-Trichloro-1,2,2-trifluoroethane	0.079	0.82	2.0	--	--
	Total Organics <sup>d</sup>	0.64917	NA	NA	NA	NA

Refer to footnotes at end of table.

Table 5-1 (Continued)  
Summary of Detected Volatile Organic Compounds (EPA Method TO-15<sup>a</sup>)  
Mixed Waste Landfill Soil-Vapor Monitoring  
September 2014

Well ID/Sample Port	Analyte	Result <sup>b</sup> (ppmv)	MDL <sup>b</sup> (ppbv)	RL <sup>b</sup> (ppbv)	Laboratory Qualifier <sup>c</sup>	Validation Qualifier <sup>c</sup>
<b>MWL-SV03-400</b> 11-Sep-14	Acetone	0.013	0.90	25	B, J	25U
	Benzene	0.0015	0.40	2.0	J	2.0U
	2-Butanone	0.0044	1.0	4.0	--	--
	Carbon Disulfide	0.026	0.39	4.0	--	--
	Carbon Tetrachloride	0.00033	0.32	4.0	J	--
	Chloroform	0.0012	0.48	1.5	J	--
	Chloromethane	0.0019	0.99	4.0	J	--
	Dichlorodifluoromethane	0.026	0.73	2.0	--	--
	1,1-Dichloroethane	0.0029	0.36	1.5	--	--
	1,1-Dichloroethene	0.019	0.65	4.0	--	--
	cis-1,2-Dichloroethene	0.0028	0.45	2.0	--	--
	Tetrachloroethene	0.390	0.51	4.0	--	--
	Toluene	0.022	0.26	2.0	--	--
	Trichloroethene	0.290	0.53	2.0	--	--
	Trichlorofluoromethane	0.0096	0.99	2.0	--	--
	1,1,1-Trichloroethane	0.0013	0.33	1.5	J	--
	1,1,2-Trichloro-1,2,2-trifluoroethane	0.075	0.82	2.0	--	--
	o-Xylene	0.00027	0.27	2.0	J	--
	Total Organics <sup>d</sup>	0.87270	NA	NA	NA	NA
<b>MWL-SV04-50</b> 11-Sep-14	Acetone	0.0069	0.44	12	B, J	12U
	Benzene	0.0017	0.20	1.0	--	1.7U
	2-Butanone	0.00064	0.50	2.0	J	--
	Carbon Disulfide	0.00024	0.19	2.0	J	--
	Chloroform	0.0018	0.24	0.75	--	--
	Dichlorodifluoromethane	0.021	0.36	1.0	--	--
	1,1-Dichloroethane	0.0013	0.18	0.75	--	--
	1,1-Dichloroethene	0.0064	0.32	2.0	--	--
	cis-1,2-Dichloroethene	0.00051	0.22	1.0	J	--
	Tetrachloroethene	0.072	0.13	1.0	--	--
	Toluene	0.0013	0.13	1.0	--	--
	Trichloroethene	0.061	0.26	1.0	--	--
	Trichlorofluoromethane	0.023	0.49	1.0	--	--
	1,1,1-Trichloroethane	0.0063	0.16	0.75	--	--
	1,1,2-Trichloro-1,2,2-trifluoroethane	0.064	0.41	1.0	--	--
	Total Organics <sup>d</sup>	0.25949	NA	NA	NA	NA

Refer to footnotes at end of table.

Table 5-1 (Continued)  
Summary of Detected Volatile Organic Compounds (EPA Method TO-15<sup>a</sup>)  
Mixed Waste Landfill Soil-Vapor Monitoring  
September 2014

Well ID/Sample Port	Analyte	Result <sup>b</sup> (ppmv)	MDL <sup>b</sup> (ppbv)	RL <sup>b</sup> (ppbv)	Laboratory Qualifier <sup>c</sup>	Validation Qualifier <sup>c</sup>
MWL-SV04-100 11-Sep-14	Acetone	0.0033	0.24	6.8	B, J	6.8U
	Benzene	0.00094	0.11	0.54	--	0.94U
	2-Butanone	0.00050	0.27	1.1	J	--
	Carbon Disulfide	0.00014	0.11	1.1	J	--
	Carbon Tetrachloride	0.00038	0.086	1.1	J	--
	Chloroform	0.0018	0.13	0.41	--	--
	Chloromethane	0.00029	0.27	1.1	J	--
	Dichlorodifluoromethane	0.035	0.20	0.54	--	--
	1,1-Dichloroethane	0.0029	0.097	0.41	--	--
	1,1-Dichloroethene	0.016	0.17	1.1	--	--
	cis-1,2-Dichloroethene	0.0017	0.12	0.54	--	--
	Methylene Chloride	0.00045	0.097	0.54	J	--
	Tetrachloroethene	0.130	0.21	1.6	--	--
	Toluene	0.0019	0.069	0.54	--	--
	Trichloroethene	0.130	0.42	1.6	--	--
	Trichlorofluoromethane	0.029	0.26	0.54	--	--
	1,1,1-Trichloroethane	0.0050	0.088	0.41	--	--
	1,1,2-Trichloro-1,2,2-trifluoroethane	0.100	0.66	1.6	--	--
	Total Organics <sup>d</sup>	0.45506	NA	NA	NA	NA

Refer to footnotes at end of table.



Table 5-1 (Continued)  
Summary of Detected Volatile Organic Compounds (EPA Method TO-15<sup>a</sup>)  
Mixed Waste Landfill Soil-Vapor Monitoring  
September 2014

Well ID/Sample Port	Analyte	Result <sup>b</sup> (ppmv)	MDL <sup>b</sup> (ppbv)	RL <sup>b</sup> (ppbv)	Laboratory Qualifier <sup>c</sup>	Validation Qualifier <sup>c</sup>
<b>MWL-SV04-100</b> (Duplicate) 11-Sep-14	Acetone	0.011	0.44	12	B, J	12U
	Benzene	0.00085	0.20	0.99	J	0.99U
	2-Butanone	0.0024	0.49	2.0	--	--
	Carbon Disulfide	0.00045	0.19	2.0	J	--
	Carbon Tetrachloride	0.00039	0.16	2.0	J	--
	Chloroform	0.0018	0.24	0.74	--	--
	Dichlorodifluoromethane	0.035	0.36	0.99	--	--
	1,1-Dichloroethane	0.0029	0.18	0.74	--	--
	1,1-Dichloroethene	0.016	0.32	2.0	--	--
	cis-1,2-Dichloroethene	0.0018	0.22	0.99	--	--
	Methylene Chloride	0.00047	0.18	0.99	J	--
	Tetrachloroethene	0.130	0.13	0.99	--	--
	Toluene	0.0021	0.13	0.99	--	--
	Trichloroethene	0.130	0.26	0.99	--	--
	Trichlorofluoromethane	0.031	0.49	0.99	--	--
	1,1,1-Trichloroethane	0.0050	0.16	0.74	--	--
	1,1,2-Trichloro-1,2,2-trifluoroethane	0.097	0.40	0.99	--	--
	Total Organics <sup>d</sup>	0.45631	NA	NA	NA	NA
<b>MWL-SV04-200</b> 11-Sep-14	Acetone	0.0072	0.52	15	B, J	15U
	Benzene	0.00060	0.23	1.2	J	1.2U
	2-Butanone	0.00081	0.58	2.3	J	--
	Carbon Disulfide	0.00058	0.23	2.3	J	--
	Carbon Tetrachloride	0.00062	0.19	2.3	J	--
	Chloroform	0.0014	0.28	0.87	--	--
	Dichlorodifluoromethane	0.051	0.42	1.2	--	--
	1,1-Dichloroethane	0.0049	0.21	0.87	--	--
	1,1-Dichloroethene	0.034	0.37	2.3	--	--
	cis-1,2-Dichloroethene	0.0031	0.26	1.2	--	--
	Methylene Chloride	0.0012	0.21	1.2	--	--
	Tetrachloroethene	0.180	0.30	2.3	--	--
	Toluene	0.0030	0.15	1.2	--	--
	Trichloroethene	0.210	0.61	2.3	--	--
	Trichlorofluoromethane	0.031	0.57	1.2	--	--
	1,1,1-Trichloroethane	0.0020	0.19	0.87	--	--
	1,1,2-Trichloro-1,2,2-trifluoroethane	0.160	0.47	1.2	--	--
	Total Organics <sup>d</sup>	0.68361	NA	NA	NA	NA

Refer to footnotes at end of table.

Table 5-1 (Continued)  
Summary of Detected Volatile Organic Compounds (EPA Method TO-15<sup>a</sup>)  
Mixed Waste Landfill Soil-Vapor Monitoring  
September 2014

Well ID/Sample Port	Analyte	Result <sup>b</sup> (ppmv)	MDL <sup>b</sup> (ppbv)	RL <sup>b</sup> (ppbv)	Laboratory Qualifier <sup>c</sup>	Validation Qualifier <sup>c</sup>
MWL-SV04-300 11-Sep-14	Acetone	0.0045	0.25	7.2	B, J	7.2U
	Benzene	0.00064	0.11	0.57	--	0.64U
	2-Butanone	0.00084	0.28	1.1	J	--
	Carbon Disulfide	0.00044	0.11	1.1	J	--
	Chloroform	0.00044	0.14	0.43	--	--
	Dichlorodifluoromethane	0.016	0.21	0.57	--	--
	1,1-Dichloroethane	0.00071	0.10	0.43	--	--
	1,1-Dichloroethene	0.0095	0.18	1.1	--	--
	cis-1,2-Dichloroethene	0.00071	0.13	0.57	--	--
	Methylene Chloride	0.00026	0.10	0.57	J	--
	Tetrachloroethene	0.110	0.15	1.1	--	--
	Toluene	0.0033	0.073	0.57	--	--
	Trichloroethene	0.076	0.15	0.57	--	--
	Trichlorofluoromethane	0.0079	0.28	0.57	--	--
	1,1,1-Trichloroethane	0.00046	0.093	0.43	--	--
	1,1,2-Trichloro-1,2,2-trifluoroethane	0.039	0.23	0.57	--	--
	1,2,4-Trimethylbenzene	0.00038	0.23	1.1	J	--
	m,p-Xylene	0.00020	0.14	1.1	J	--
	o-Xylene	0.00010	0.077	0.57	J	--
	Total Organics <sup>a</sup>	0.26624	NA	NA	NA	NA

Refer to footnotes at end of table.

Table 5-1 (Continued)  
Summary of Detected Volatile Organic Compounds (EPA Method TO-15<sup>a</sup>)  
Mixed Waste Landfill Soil-Vapor Monitoring  
September 2014

Well ID/Sample Port	Analyte	Result <sup>b</sup> (ppmv)	MDL <sup>b</sup> (ppbv)	RL <sup>b</sup> (ppbv)	Laboratory Qualifier <sup>c</sup>	Validation Qualifier <sup>c</sup>
MWL-SV04-300 (Duplicate) 11-Sep-14	Acetone	0.0089	0.25	7.1	B	--
	Benzene	0.00055	0.11	0.57	J	0.57U
	2-Butanone	0.0019	0.28	1.1	--	--
	Carbon Disulfide	0.00071	0.11	1.1	J	--
	Carbon Tetrachloride	0.00019	0.091	1.1	J	--
	Chloroform	0.00019	0.13	0.43	J	--
	Dibromochloromethane	0.00017	0.11	0.57	J	--
	Dichlorodifluoromethane	0.015	0.21	0.57	--	--
	1,1-Dichloroethane	0.00016	0.10	0.43	J	--
	1,1-Dichloroethene	0.0052	0.18	1.1	--	--
	2-Hexanone	0.00019	0.12	0.57	J	--
	Tetrachloroethene	0.082	0.072	0.57	--	--
	Toluene	0.0034	0.072	0.57	--	--
	Trichloroethene	0.044	0.15	0.57	--	--
	Trichlorofluoromethane	0.0053	0.28	0.57	--	--
	1,1,1-Trichloroethane	0.00013	0.092	0.43	J	--
	1,1,2-Trichloro-1,2,2-trifluoroethane	0.036	0.23	0.57	--	--
	1,2,4-Trimethylbenzene	0.00047	0.23	1.1	J	--
	1,3,5-Trimethylbenzene	0.00018	0.18	0.57	J	--
	m,p-Xylene	0.00018	0.14	1.1	J	--
	o-Xylene	0.00011	0.077	0.57	J	--
	Total Organics <sup>d</sup>	0.20438	NA	NA	NA	NA

Refer to footnotes at end of table.

Table 5-1 (Continued)  
Summary of Detected Volatile Organic Compounds (EPA Method TO-15<sup>a</sup>)  
Mixed Waste Landfill Soil-Vapor Monitoring  
September 2014

Well ID/Sample Port	Analyte	Result <sup>b</sup> (ppmv)	MDL <sup>b</sup> (ppbv)	RL <sup>b</sup> (ppbv)	Laboratory Qualifier <sup>c</sup>	Validation Qualifier <sup>c</sup>
MWL-SV04-400 11-Sep-14	Acetone	0.0087	0.29	8.2	B	8.7U
	Benzene	0.0012	0.13	0.65	--	1.2U
	2-Butanone	0.0016	0.32	1.3	--	--
	Carbon Disulfide	0.0023	0.13	1.3	--	--
	Carbon Tetrachloride	0.00016	0.10	1.3	J	--
	Chloroform	0.00040	0.15	0.49	J	--
	Chloromethane	0.0012	0.32	1.3	J	--
	Dichlorodifluoromethane	0.011	0.24	0.65	--	--
	1,1-Dichloroethane	0.00068	0.12	0.49	--	--
	1,1-Dichloroethene	0.0073	0.21	1.3	--	--
	cis-1,2-Dichloroethene	0.00075	0.15	0.65	--	--
	Ethylbenzene	0.00012	0.10	0.65	J	--
	Methylene Chloride	0.00026	0.12	0.65	J	--
	Tetrachloroethene	0.110	0.17	1.3	--	--
	Toluene	0.0023	0.083	0.65	--	--
	Trichloroethene	0.075	0.17	0.65	--	--
	Trichlorofluoromethane	0.0060	0.32	0.65	--	--
	1,1,1-Trichloroethane	0.00039	0.11	0.49	J	--
	1,1,2-Trichloro-1,2,2-trifluoroethane	0.030	0.27	0.65	--	--
	1,2,4-Trimethylbenzene	0.00042	0.26	1.3	J	--
	m,p-Xylene	0.00029	0.16	1.3	J	--
	o-Xylene	0.00014	0.088	0.65	J	--
	Total Organics <sup>d</sup>	0.25031	NA	NA	NA	NA

Refer to footnotes at end of table.

Table 5-1 (Continued)  
Summary of Detected Volatile Organic Compounds (EPA Method TO-15<sup>a</sup>)  
Mixed Waste Landfill Soil-Vapor Monitoring  
September 2014

Well ID/Sample Port	Analyte	Result <sup>b</sup> (ppmv)	MDL <sup>b</sup> (ppbv)	RL <sup>b</sup> (ppbv)	Laboratory Qualifier <sup>c</sup>	Validation Qualifier <sup>c</sup>
MWL-SV05-50 11-Sep-14	Acetone	0.012	0.24	6.8	B	--
	Benzene	0.00068	0.11	0.54	--	0.68U
	2-Butanone	0.0019	0.27	1.1	--	--
	Carbon Disulfide	0.00021	0.11	1.1	J	--
	Carbon Tetrachloride	0.00039	0.086	1.1	J	--
	Chloroform	0.0015	0.13	0.41	--	--
	Dichlorodifluoromethane	0.045	0.20	0.54	--	--
	1,1-Dichloroethane	0.0018	0.097	0.41	--	--
	1,1-Dichloroethene	0.011	0.17	1.1	--	--
	cis-1,2-Dichloroethene	0.00071	0.12	0.54	--	--
	2-Hexanone	0.00015	0.12	0.54	J	--
	Methylene Chloride	0.00031	0.097	0.54	J	--
	Tetrachloroethene	0.052	0.069	0.54	--	--
	Toluene	0.0015	0.069	0.54	--	--
	Trichloroethene	0.067	0.14	0.54	--	--
	Trichlorofluoromethane	0.110	0.53	1.1	--	--
	1,1,1-Trichloroethane	0.013	0.088	0.41	--	--
	1,1,2-Trichloro-1,2,2-trifluoroethane	0.047	0.22	0.54	--	--
	Total Organics <sup>d</sup>	0.36547	NA	NA	NA	NA

Refer to footnotes at end of table.

Table 5-1 (Continued)  
Summary of Detected Volatile Organic Compounds (EPA Method TO-15<sup>a</sup>)  
Mixed Waste Landfill Soil-Vapor Monitoring  
September 2014

Well ID/Sample Port	Analyte	Result <sup>b</sup> (ppmv)	MDL <sup>b</sup> (ppbv)	RL <sup>b</sup> (ppbv)	Laboratory Qualifier <sup>c</sup>	Validation Qualifier <sup>c</sup>
<b>MWL-SV05-100</b> 11-Sep-14	Acetone	0.0052	0.38	11	B, J	11U
	Benzene	0.00056	0.17	0.86	J	0.86U
	2-Butanone	0.0010	0.43	1.7	J	--
	Carbon Disulfide	0.00026	0.17	1.7	J	--
	Carbon Tetrachloride	0.00070	0.14	1.7	J	--
	Chloroform	0.0021	0.20	0.65	--	--
	Dichlorodifluoromethane	0.066	0.31	0.86	--	--
	1,1-Dichloroethane	0.0034	0.15	0.65	--	--
	1,1-Dichloroethene	0.023	0.28	1.7	--	--
	cis-1,2-Dichloroethene	0.0016	0.19	0.86	--	--
	Methylene Chloride	0.00092	0.15	0.86	--	--
	Tetrachloroethene	0.092	0.11	0.86	--	--
	Toluene	0.0018	0.11	0.86	--	--
	Trichloroethene	0.140	0.45	1.7	--	--
	Trichlorofluoromethane	0.130	0.42	0.86	--	--
	1,1,1-Trichloroethane	0.012	0.14	0.65	--	--
	1,1,2-Trichloro-1,2,2-trifluoroethane	0.091	0.35	0.86	--	--
	Total Organics <sup>d</sup>	0.56578	NA	NA	NA	NA
<b>MWL-SV05-200</b> 11-Sep-14	Acetone	0.0083	0.45	13	B, J	13U
	Benzene	0.00034	0.20	1.0	J	1.0U
	2-Butanone	0.0018	0.50	2.0	J	--
	Carbon Disulfide	0.00027	0.20	2.0	J	--
	Carbon Tetrachloride	0.0012	0.16	2.0	J	--
	Chloroform	0.0019	0.24	0.75	--	--
	Dichlorodifluoromethane	0.066	0.36	1.0	--	--
	1,1-Dichloroethane	0.0049	0.18	0.75	--	--
	1,1-Dichloroethene	0.042	0.32	2.0	--	--
	cis-1,2-Dichloroethene	0.0023	0.22	1.0	--	--
	Methylene Chloride	0.0025	0.18	1.0	--	--
	Tetrachloroethene	0.140	0.13	1.0	--	--
	Toluene	0.0042	0.13	1.0	--	--
	Trichloroethene	0.200	0.53	2.0	--	--
	Trichlorofluoromethane	0.072	0.49	1.0	--	--
	1,1,1-Trichloroethane	0.0033	0.16	0.75	--	--
	1,1,2-Trichloro-1,2,2-trifluoroethane	0.160	0.82	2.0	--	--
	Total Organics <sup>d</sup>	0.70237	NA	NA	NA	NA

Refer to footnotes at end of table.

Table 5-1 (Continued)  
Summary of Detected Volatile Organic Compounds (EPA Method TO-15<sup>a</sup>)  
Mixed Waste Landfill Soil-Vapor Monitoring  
September 2014

Well ID/Sample Port	Analyte	Result <sup>b</sup> (ppmv)	MDL <sup>b</sup> (ppbv)	RL <sup>b</sup> (ppbv)	Laboratory Qualifier <sup>c</sup>	Validation Qualifier <sup>c</sup>
MWL-SV05-300 11-Sep-14	Acetone	0.013	0.27	7.5	B	--
	Benzene	0.00053	0.12	0.60	J	0.6U
	2-Butanone	0.0020	0.30	1.2	--	--
	Carbon Disulfide	0.0031	0.12	1.2	--	--
	Carbon Tetrachloride	0.00087	0.096	1.2	J	--
	Chloroform	0.00061	0.14	0.45	--	--
	Chloromethane	0.00051	0.30	1.2	J	--
	Dichlorodifluoromethane	0.024	0.22	0.60	--	--
	1,1-Dichloroethane	0.0012	0.11	0.45	--	--
	1,1-Dichloroethene	0.020	0.19	1.2	--	--
	cis-1,2-Dichloroethene	0.00089	0.13	0.60	--	--
	2-Hexanone	0.00013	0.13	0.60	J	--
	Methylene Chloride	0.00072	0.11	0.60	--	--
	Tetrachloroethene	0.090	0.077	0.60	--	--
	Toluene	0.0061	0.077	0.60	--	--
	Trichloroethene	0.100	0.32	1.2	--	--
	Trichlorofluoromethane	0.019	0.29	0.60	--	--
	1,1,1-Trichloroethane	0.00090	0.098	0.45	--	--
	1,1,2-Trichloro-1,2,2-trifluoroethane	0.073	0.24	0.60	--	--
	m,p-Xylene	0.00016	0.15	1.2	J	--
	o-Xylene	0.000085	0.081	0.60	J	--
	Total Organics <sup>d</sup>	0.35628	NA	NA	NA	NA

Refer to footnotes at end of table.

Table 5-1 (Concluded)  
Summary of Detected Volatile Organic Compounds (EPA Method TO-15<sup>a</sup>)  
Mixed Waste Landfill Soil-Vapor Monitoring  
September 2014

Well ID/Sample Port	Analyte	Result <sup>b</sup> (ppmv)	MDL <sup>b</sup> (ppbv)	RL <sup>b</sup> (ppbv)	Laboratory Qualifier <sup>c</sup>	Validation Qualifier <sup>c</sup>
<b>MWL-SV05-400</b> 11-Sep-14	Acetone	0.014	0.52	15	B, J	15U
	Benzene	0.00099	0.23	1.2	J	1.2U
	2-Butanone	0.0022	0.59	2.4	J	--
	Carbon Disulfide	0.0012	0.23	2.4	J	--
	Carbon Tetrachloride	0.00049	0.19	2.4	J	--
	Chloroform	0.00054	0.28	0.88	J	--
	Chloromethane	0.0017	0.58	2.4	J	--
	Dichlorodifluoromethane	0.015	0.43	1.2	--	--
	1,1-Dichloroethane	0.0012	0.21	0.88	--	--
	1,1-Dichloroethene	0.014	0.38	2.4	--	--
	cis-1,2-Dichloroethene	0.00082	0.26	1.2	J	--
	Methylene Chloride	0.00071	0.21	1.2	J	--
	Tetrachloroethene	0.100	0.15	1.2	--	--
	Toluene	0.250	0.30	2.4	--	--
	Trichloroethene	0.094	0.31	1.2	--	--
	Trichlorofluoromethane	0.018	0.58	1.2	--	--
	1,1,1-Trichloroethane	0.0011	0.19	0.88	--	--
	1,1,2-Trichloro-1,2,2-trifluoroethane	0.040	0.48	1.2	--	--
	Total Organics <sup>d</sup>	0.54096	NA	NA	NA	NA

Notes:

<sup>a</sup>U.S. Environmental Protection Agency, 1999, "Compendium of Methods for the Determination of Toxic Organic Compounds in Ambient Air, Second Edition, Compendium Method TO-15" Center for Environmental Research Information, Office of Research and Development, U.S. Environmental Protection Agency, Cincinnati, Ohio.

<sup>b</sup>Results are reported in ppmv. MDL and RL are reported in ppbv.

<sup>c</sup>Laboratory/Validation Qualifier - Blank (--) cell = all quality control samples met acceptance criteria. Qualifiers "B," "J," and "U" see below.

<sup>d</sup>Total Organics -- Sum of validated detected organic analytes (i.e., results for analytes reported as detections by the laboratory but qualified during data validation as not detected are not included in the Total Organics value).

B = Compound was detected in the blank and sample.

EPA = U.S. Environmental Protection Agency.

ID = Identifier.

J = Result detected at a level below the RL but greater than or equal to the MDL and is an approximate value.

MDL = Method detection limit. The minimum concentration that can be measured and reported with 99% confidence that the analyte is present (i.e., greater than zero).

MWL = Mixed Waste Landfill.

NA = Not applicable.

ppbv = parts per billion, by volume basis.

ppmv = parts per million, by volume basis.

RL = Reporting limit. Minimum concentration that can be reported with a statistically established degree of confidence.

SV = Soil vapor.

U = The analyte was reported as a detection by the laboratory but was qualified during data validation review as not detected. The associated numerical value is the revised sample quantitation limit, in accordance with the data validation process.



Table 5-2  
Summary of Detected Volatile Organic Compounds (EPA Method TO-15<sup>a</sup>)  
Mixed Waste Landfill Soil-Vapor Monitoring  
October 2014

Well ID/Sample Port	Analyte	Result <sup>b</sup> (ppmv)	MDL <sup>b</sup> (ppbv)	RL <sup>b</sup> (ppbv)	Laboratory Qualifier <sup>c</sup>	Validation Qualifier <sup>c</sup>
MWL-SV01-42.5 22-Oct-14	Chloroform	0.012	2.3	7.2	--	--
	Dichlorodifluoromethane	0.110	3.5	9.6	--	--
	1,1-Dichloroethane	0.0027	1.7	7.2	J	--
	1,1-Dichloroethene	0.010	3.1	19	J	--
	Tetrachloroethene	0.400	1.2	9.6	--	--
	Trichloroethene	0.090	2.5	9.6	--	--
	Trichlorofluoromethane	0.230	4.7	9.6	--	--
	1,1,1-Trichloroethane	0.054	1.6	7.2	--	--
	1,1,2-Trichloro-1,2,2-trifluoroethane	0.100	3.9	9.6	--	--
MWL-SV02-41.5 22-Oct-14	Total Organics <sup>a</sup>	1.0087	NA	NA	NA	NA
	Acetone	0.0028	1.6	45	J	45U
	Chloroform	0.0026	0.86	2.7	J	--
	Dichlorodifluoromethane	0.089	1.3	3.6	--	--
	1,1-Dichloroethane	0.0022	0.65	2.7	J	--
	1,1-Dichloroethene	0.011	1.2	7.3	--	--
	Tetrachloroethene	0.067	0.46	3.6	--	--
	Trichloroethene	0.058	0.95	3.6	--	--
	Trichlorofluoromethane	0.320	1.8	3.6	--	--
	1,1,1-Trichloroethane	0.076	0.59	2.7	--	--
	1,1,2-Trichloro-1,2,2-trifluoroethane	0.053	1.5	3.6	--	--
	Total Organics <sup>a</sup>	0.6788	NA	NA	NA	NA

Refer to footnotes at end of table.

Table 5-2 (Continued)  
Summary of Detected Volatile Organic Compounds (EPA Method TO-15<sup>a</sup>)  
Mixed Waste Landfill Soil-Vapor Monitoring  
October 2014

Well ID/Sample Port	Analyte	Result <sup>b</sup> (ppmv)	MDL <sup>b</sup> (ppbv)	RL <sup>b</sup> (ppbv)	Laboratory Qualifier <sup>c</sup>	Validation Qualifier <sup>c</sup>
<b>MWL-SV03-50</b> 22-Oct-14	Acetone	0.0055	1.3	37	J	--
	Benzene	0.005	0.59	3.0	--	--
	Chloroform	0.0016	0.71	2.2	J	--
	Dichlorodifluoromethane	0.020	1.1	3.0	--	--
	1,1-Dichloroethane	0.0021	0.54	2.2	J	--
	1,1-Dichloroethene	0.0071	0.96	6.0	--	--
	cis-1,2-Dichloroethene	0.0013	0.66	3.0	J	--
	Styrene	0.00045	0.44	3.0	B, J	3.0U
	Tetrachloroethene	0.120	0.38	3.0	--	--
	Toluene	0.0022	0.38	3.0	J	--
	Trichloroethene	0.082	0.78	3.0	--	--
	Trichlorofluoromethane	0.019	1.5	3.0	--	--
	1,1,1-Trichloroethane	0.0057	0.48	2.2	--	--
	1,1,2-Trichloro-1,2,2-trifluoroethane	0.046	1.2	3.0	--	--
	m,p-Xylene	0.00085	0.74	6.0	B, J	6.0U
	o-Xylene	0.00046	0.40	3.0	B, J	3.0U
	Total Organics <sup>d</sup>	0.3175	NA	NA	NA	NA
<b>MWL-SV03-100</b> 22-Oct-14	Chloroform	0.0023	1.4	4.5	J	--
	Dichlorodifluoromethane	0.039	2.2	6.0	--	--
	1,1-Dichloroethane	0.0053	1.1	4.5	--	--
	1,1-Dichloroethene	0.019	1.9	12	--	--
	cis-1,2-Dichloroethene	0.0037	1.3	6.0	J	--
	Methylene Chloride	0.0017	1.1	6.0	J	--
	Tetrachloroethene	0.230	0.76	6.0	--	--
	Toluene	0.0016	0.76	6.0	J	--
	Trichloroethene	0.190	1.6	6.0	--	--
	Trichlorofluoromethane	0.029	2.9	6.0	--	--
	1,1,1-Trichloroethane	0.0066	0.97	4.5	--	--
	1,1,2-Trichloro-1,2,2-trifluoroethane	0.110	2.4	6.0	--	--
	Total Organics <sup>d</sup>	0.6382	NA	NA	NA	NA

Refer to footnotes at end of table.

Table 5-2 (Continued)  
Summary of Detected Volatile Organic Compounds (EPA Method TO-15<sup>a</sup>)  
Mixed Waste Landfill Soil-Vapor Monitoring  
October 2014

Well ID/Sample Port	Analyte	Result <sup>b</sup> (ppmv)	MDL <sup>b</sup> (ppbv)	RL <sup>b</sup> (ppbv)	Laboratory Qualifier <sup>c</sup>	Validation Qualifier <sup>c</sup>
MWL-SV03-200 22-Oct-14	Acetone	0.0033	1.3	37	J	--
	Benzene	0.00092	0.59	3.0	J	--
	Carbon Disulfide	0.00059	0.58	6.0	J	--
	Chlorobenzene	0.00056	0.48	2.2	B, J	2.2U
	Chloroform	0.0023	0.71	2.2	--	--
	1,2-Dichlorobenzene	0.0011	0.97	3.0	J	--
	1,3-Dichlorobenzene	0.0011	0.82	3.0	B, J	3.0U
	1,4-Dichlorobenzene	0.0012	1.1	3.0	J	--
	Dichlorodifluoromethane	0.054	1.1	3.0	--	--
	1,1-Dichloroethane	0.0081	0.54	2.2	--	--
	1,1-Dichloroethene	0.035	0.96	6.0	--	--
	cis-1,2-Dichloroethene	0.0057	0.66	3.0	--	--
	Ethylbenzene	0.00061	0.47	3.0	B, J	3.0U
	Methylene Chloride	0.0034	0.54	3.0	--	--
	Styrene	0.00085	0.44	3.0	B, J	3.0U
	1,1,2,2-Tetrachloroethane	0.00053	0.51	3.0	J	--
	Tetrachloroethene	0.320	0.38	3.0	--	--
	Toluene	0.0025	0.38	3.0	J	--
	Trichloroethene	0.300	0.78	3.0	--	--
	Trichlorofluoromethane	0.025	1.5	3.0	--	--
	1,1,1-Trichloroethane	0.0028	0.48	2.2	--	--
	1,1,2-Trichloro-1,2,2-trifluoroethane	0.180	1.2	3.0	--	--
	1,3,5-Trimethylbenzene	0.0011	0.93	3.0	J	--
	m,p-Xylene	0.0016	0.74	6.0	B, J	6.0U
	o-Xylene	0.00079	0.40	3.0	B, J	3.0U
	Total Organics <sup>a</sup>	0.94754	NA	NA	NA	NA

Refer to footnotes at end of table.

Table 5-2 (Continued)  
Summary of Detected Volatile Organic Compounds (EPA Method TO-15<sup>a</sup>)  
Mixed Waste Landfill Soil-Vapor Monitoring  
October 2014

Well ID/Sample Port	Analyte	Result <sup>b</sup> (ppmv)	MDL <sup>b</sup> (ppbv)	RL <sup>b</sup> (ppbv)	Laboratory Qualifier <sup>c</sup>	Validation Qualifier <sup>c</sup>
<b>MWL-SV03-300</b> 22-Oct-14	Acetone	0.0065	1.3	37	J	--
	Benzene	0.00088	0.59	3.0	J	--
	Carbon Disulfide	0.0023	0.58	6.0	J	--
	Chloroform	0.001	0.71	2.2	J	--
	Dichlorodifluoromethane	0.024	1.1	3.0	--	--
	1,1-Dichloroethane	0.0025	0.54	2.2	--	--
	1,1-Dichloroethene	0.017	0.96	6.0	--	--
	cis-1,2-Dichloroethene	0.0024	0.66	3.0	J	--
	Methylene Chloride	0.00097	0.54	3.0	J	--
	Tetrachloroethene	0.320	0.38	3.0	--	--
	Toluene	0.0031	0.38	3.0	--	--
	Trichloroethene	0.210	0.78	3.0	--	--
	Trichlorofluoromethane	0.0085	1.5	3.0	--	--
	1,1,1-Trichloroethane	0.0012	0.48	2.2	J	--
	1,1,2-Trichloro-1,2,2-trifluoroethane	0.078	1.2	3.0	--	--
	Total Organics <sup>d</sup>	0.67835	NA	NA	NA	NA
<b>MWL-SV03-400</b> 22-Oct-14	Dichlorodifluoromethane	0.023	2.7	7.4	--	--
	1,1-Dichloroethane	0.0028	1.3	5.6	J	--
	1,1-Dichloroethene	0.017	2.4	15	--	--
	cis-1,2-Dichloroethene	0.0024	1.7	7.4	J	--
	Tetrachloroethene	0.400	0.95	7.4	--	--
	Toluene	0.0062	0.95	7.4	J	--
	Trichloroethene	0.280	2.0	7.4	--	--
	Trichlorofluoromethane	0.0092	3.6	7.4	--	--
	1,1,1-Trichloroethane	0.0015	1.2	5.6	J	--
	1,1,2-Trichloro-1,2,2-trifluoroethane	0.072	3.0	7.4	--	--
	Total Organics <sup>d</sup>	0.8141	NA	NA	NA	NA

Refer to footnotes at end of table.

Table 5-2 (Continued)  
Summary of Detected Volatile Organic Compounds (EPA Method TO-15<sup>a</sup>)  
Mixed Waste Landfill Soil-Vapor Monitoring  
October 2014

Well ID/Sample Port	Analyte	Result <sup>b</sup> (ppmv)	MDL <sup>b</sup> (ppbv)	RL <sup>b</sup> (ppbv)	Laboratory Qualifier <sup>c</sup>	Validation Qualifier <sup>c</sup>
<b>MWL-SV04-50</b> 22-Oct-14	Acetone	0.0058	0.52	15	J	--
	Benzene	0.0013	0.23	1.2	--	--
	2-Butanone	0.00069	0.58	2.3	J	--
	Carbon Disulfide	0.0016	0.23	2.3	J	--
	Chloroform	0.0018	0.28	0.87	--	--
	Dichlorodifluoromethane	0.019	0.42	1.2	--	--
	1,1-Dichloroethane	0.0012	0.21	0.87	--	--
	1,1-Dichloroethene	0.0059	0.37	2.3	--	--
	Tetrachloroethene	0.076	0.15	1.2	--	--
	Toluene	0.00062	0.15	1.2	J	1.2U
	Trichloroethene	0.059	0.30	1.2	--	--
	Trichlorofluoromethane	0.021	0.57	1.2	--	--
	1,1,1-Trichloroethane	0.0063	0.19	0.87	--	--
	1,1,2-Trichloro-1,2,2-trifluoroethane	0.064	0.47	1.2	--	--
<b>MWL-SV04-100</b> 22-Oct-14	Total Organics <sup>d</sup>	0.26359	NA	NA	NA	NA
	Acetone	0.005	0.89	25	J	--
	Benzene	0.00084	0.39	2.0	J	2.0U
	Chloroform	0.0018	0.47	1.5	--	--
	Dichlorodifluoromethane	0.032	0.72	2.0	--	--
	1,1-Dichloroethane	0.0028	0.36	1.5	--	--
	1,1-Dichloroethene	0.015	0.64	4.0	--	--
	cis-1,2-Dichloroethene	0.0017	0.44	2.0	J	--
	Methylene Chloride	0.00049	0.36	2.0	J	--
	Tetrachloroethene	0.120	0.25	2.0	--	--
	Toluene	0.00099	0.25	2.0	J	2.0U
	Trichloroethene	0.120	0.52	2.0	--	--
	Trichlorofluoromethane	0.029	0.98	2.0	--	--
	1,1,1-Trichloroethane	0.005	0.32	1.5	--	--
	1,1,2-Trichloro-1,2,2-trifluoroethane	0.096	0.81	2.0	--	--
	Total Organics <sup>d</sup>	0.42879	NA	NA	NA	NA

Refer to footnotes at end of table.

Table 5-2 (Continued)  
Summary of Detected Volatile Organic Compounds (EPA Method TO-15<sup>a</sup>)  
Mixed Waste Landfill Soil-Vapor Monitoring  
October 2014

Well ID/Sample Port	Analyte	Result <sup>b</sup> (ppmv)	MDL <sup>b</sup> (ppbv)	RL <sup>b</sup> (ppbv)	Laboratory Qualifier <sup>c</sup>	Validation Qualifier <sup>c</sup>
<b>MWL-SV04-200</b> 22-Oct-14	Carbon Tetrachloride	0.00055	0.48	6.0	J	--
	Chloroform	0.0012	0.71	2.2	J	--
	Dichlorodifluoromethane	0.048	1.1	3.0	--	--
	1,1-Dichloroethane	0.0044	0.54	2.2	--	--
	1,1-Dichloroethene	0.030	0.96	6.0	--	--
	cis-1,2-Dichloroethene	0.003	0.66	3.0	--	--
	Methylene Chloride	0.0011	0.54	3.0	J	--
	Tetrachloroethene	0.180	0.38	3.0	--	--
	Toluene	0.0019	0.38	3.0	J	3.0U
	Trichloroethene	0.210	0.78	3.0	--	--
	Trichlorofluoromethane	0.029	1.5	3.0	--	--
	1,1,1-Trichloroethane	0.0021	0.48	2.2	J	--
	1,1,2-Trichloro-1,2,2-trifluoroethane	0.160	1.2	3.0	--	--
<b>MWL-SV04-300</b> 22-Oct-14	Total Organics <sup>d</sup>	0.66935	NA	NA	NA	NA
	Acetone	0.010	0.88	25	J	--
	Benzene	0.00058	0.39	2.0	J	2.0U
	2-Butanone	0.0018	0.99	4.0	J	--
	Carbon Disulfide	0.00052	0.39	4.0	J	--
	Chloroform	0.00051	0.47	1.5	J	--
	Dichlorodifluoromethane	0.018	0.72	2.0	--	--
	1,1-Dichloroethane	0.00096	0.36	1.5	J	--
	1,1-Dichloroethene	0.0099	0.64	4.0	--	--
	cis-1,2-Dichloroethene	0.00067	0.44	2.0	J	--
	Tetrachloroethene	0.130	0.25	2.0	--	--
	Toluene	0.0018	0.25	2.0	J	2.0U
	Trichloroethene	0.091	0.52	2.0	--	--
	Trichlorofluoromethane	0.0094	0.97	2.0	--	--
	1,1,1-Trichloroethane	0.00079	0.32	1.5	J	--
	1,1,2-Trichloro-1,2,2-trifluoroethane	0.050	0.81	2.0	--	--
	Total Organics <sup>d</sup>	0.32355	NA	NA	NA	NA

Refer to footnotes at end of table.

Table 5-2 (Continued)  
Summary of Detected Volatile Organic Compounds (EPA Method TO-15<sup>a</sup>)  
Mixed Waste Landfill Soil-Vapor Monitoring  
October 2014

Well ID/Sample Port	Analyte	Result <sup>b</sup> (ppmv)	MDL <sup>b</sup> (ppbv)	RL <sup>b</sup> (ppbv)	Laboratory Qualifier <sup>c</sup>	Validation Qualifier <sup>c</sup>
MWL-SV04-400 22-Oct-14	Acetone	0.0052	0.90	25	J	--
	Benzene	0.0015	0.40	2.0	J	2.0U
	Carbon Disulfide	0.001	0.40	4.1	J	--
	Chloroform	0.00061	0.48	1.5	J	--
	Chloromethane	0.0012	1.0	4.1	J	--
	Dibromochloromethane	0.00045	0.40	2.0	J	--
	Dichlorodifluoromethane	0.015	0.74	2.0	--	--
	1,1-Dichloroethane	0.0011	0.37	1.5	J	--
	1,1-Dichloroethene	0.0089	0.65	4.1	--	--
	cis-1,2-Dichloroethene	0.00095	0.45	2.0	J	--
	Ethylbenzene	0.00037	0.32	2.0	B, J	2.0U
	Styrene	0.00052	0.30	2.0	B, J	2.0U
	Tetrachloroethene	0.140	0.26	2.0	--	--
	Toluene	0.0015	0.26	2.0	B, J	2.0U
	Trichloroethene	0.096	0.53	2.0	--	--
	Trichlorofluoromethane	0.0092	0.99	2.0	--	--
	1,1,1-Trichloroethane	0.00099	0.33	1.5	J	--
	1,1,2-Trichloro-1,2,2-trifluoroethane	0.044	0.83	2.0	--	--
	m,p-Xylene	0.00098	0.51	4.1	B, J	4.1U
	o-Xylene	0.00051	0.27	2.0	B, J	2.0U
	Total Organics <sup>d</sup>	0.3246	NA	NA	NA	NA

Refer to footnotes at end of table.

Table 5-2 (Continued)  
Summary of Detected Volatile Organic Compounds (EPA Method TO-15<sup>a</sup>)  
Mixed Waste Landfill Soil-Vapor Monitoring  
October 2014

Well ID/Sample Port	Analyte	Result <sup>b</sup> (ppmv)	MDL <sup>b</sup> (ppbv)	RL <sup>b</sup> (ppbv)	Laboratory Qualifier <sup>c</sup>	Validation Qualifier <sup>c</sup>
MWL-SV05-50 22-Oct-14	Acetone	0.0083	0.52	15	J	--
	Benzene	0.00079	0.23	1.2	J	--
	2-Butanone	0.0012	0.58	2.3	J	--
	Carbon Disulfide	0.0014	0.23	2.3	J	--
	Carbon Tetrachloride	0.00038	0.19	2.3	J	--
	Chlorobenzene	0.00022	0.19	0.88	B, J	0.88U
	Chloroform	0.0013	0.28	0.88	--	--
	Dichlorodifluoromethane	0.039	0.42	1.2	--	--
	1,1-Dichloroethane	0.0015	0.21	0.88	--	--
	1,1-Dichloroethene	0.0094	0.38	2.3	--	--
	cis-1,2-Dichloroethene	0.00068	0.26	1.2	J	--
	Ethylbenzene	0.00025	0.18	1.2	B, J	1.2U
	Methylene Chloride	0.00028	0.21	1.2	J	--
	Styrene	0.00027	0.17	1.2	B, J	1.2U
	Tetrachloroethene	0.048	0.15	1.2	--	--
	Toluene	0.0011	0.15	1.2	J	--
	Trichloroethene	0.061	0.31	1.2	--	--
	Trichlorofluoromethane	0.089	0.57	1.2	--	--
	1,1,1-Trichloroethane	0.012	0.19	0.88	--	--
	1,1,2-Trichloro-1,2,2-trifluoroethane	0.043	0.48	1.2	--	--
	m,p-Xylene	0.0006	0.29	2.3	B, J	2.3U
	o-Xylene	0.00027	0.16	1.2	B, J	1.2U
	Total Organics <sup>d</sup>	0.31833	NA	NA	NA	NA

Refer to footnotes at end of table.



Table 5-2 (Continued)  
Summary of Detected Volatile Organic Compounds (EPA Method TO-15<sup>a</sup>)  
Mixed Waste Landfill Soil-Vapor Monitoring  
October 2014

Well ID/Sample Port	Analyte	Result <sup>b</sup> (ppmv)	MDL <sup>b</sup> (ppbv)	RL <sup>b</sup> (ppbv)	Laboratory Qualifier <sup>c</sup>	Validation Qualifier <sup>c</sup>
MWL-SV05-100 22-Oct-14	Acetone	0.0072	0.56	16	J	--
	Benzene	0.00053	0.25	1.3	J	--
	2-Butanone	0.0012	0.63	2.5	J	--
	Carbon Tetrachloride	0.00067	0.20	2.5	J	--
	Chloroform	0.0021	0.30	0.95	--	--
	Dichlorodifluoromethane	0.060	0.46	1.3	--	--
	1,1-Dichloroethane	0.0033	0.23	0.95	--	--
	1,1-Dichloroethene	0.022	0.41	2.5	--	--
	cis-1,2-Dichloroethene	0.0017	0.28	1.3	--	--
	Methylene Chloride	0.00086	0.23	1.3	J	--
	Styrene	0.00025	0.19	1.3	B, J	1.3U
	Tetrachloroethene	0.096	0.16	1.3	--	--
	Toluene	0.00097	0.16	1.3	B, J	1.3U
	Trichloroethene	0.130	0.33	1.3	--	--
	Trichlorofluoromethane	0.120	0.62	1.3	--	--
	1,1,1-Trichloroethane	0.012	0.21	0.95	--	--
	1,1,2-Trichloro-1,2,2-trifluoroethane	0.088	0.52	1.3	--	--
	m,p-Xylene	0.00048	0.32	2.5	B, J	2.5U
	o-Xylene	0.00025	0.17	1.3	B, J	1.3U
	Total Organics <sup>a</sup>	0.54556	NA	NA	NA	NA

Refer to footnotes at end of table.

Table 5-2 (Continued)  
Summary of Detected Volatile Organic Compounds (EPA Method TO-15<sup>a</sup>)  
Mixed Waste Landfill Soil-Vapor Monitoring  
October 2014

Well ID/Sample Port	Analyte	Result <sup>b</sup> (ppmv)	MDL <sup>b</sup> (ppbv)	RL <sup>b</sup> (ppbv)	Laboratory Qualifier <sup>c</sup>	Validation Qualifier <sup>c</sup>
MWL-SV05-200 22-Oct-14	Acetone	0.0064	1.1	31	J	--
	2-Butanone	0.0016	1.3	5.0	J	--
	Carbon Tetrachloride	0.0012	0.40	5.0	J	--
	Chloroform	0.0021	0.60	1.9	--	--
	Dichlorodifluoromethane	0.062	0.91	2.5	--	--
	1,1-Dichloroethane	0.0051	0.45	1.9	--	--
	1,1-Dichloroethene	0.042	0.81	5.0	--	--
	cis-1,2-Dichloroethene	0.0025	0.56	2.5	--	--
	Methylene Chloride	0.0024	0.45	2.5	J	--
	Tetrachloroethene	0.140	0.32	2.5	--	--
	Toluene	0.0022	0.32	2.5	B, J	2.5U
	Trichloroethene	0.210	0.66	2.5	--	--
	Trichlorofluoromethane	0.070	1.2	2.5	--	--
	1,1,1-Trichloroethane	0.0036	0.41	1.9	--	--
	1,1,2-Trichloro-1,2,2-trifluoroethane	0.160	1.0	2.5	--	--
	m,p-Xylene	0.00077	0.63	5.0	B, J	5.0U
	o-Xylene	0.00043	0.34	2.5	B, J	2.5U
	Total Organics <sup>d</sup>	0.7089	NA	NA	NA	NA

Refer to footnotes at end of table.

Table 5-2 (Continued)  
Summary of Detected Volatile Organic Compounds (EPA Method TO-15<sup>a</sup>)  
Mixed Waste Landfill Soil-Vapor Monitoring  
October 2014

Well ID/Sample Port	Analyte	Result <sup>b</sup> (ppmv)	MDL <sup>b</sup> (ppbv)	RL <sup>b</sup> (ppbv)	Laboratory Qualifier <sup>c</sup>	Validation Qualifier <sup>c</sup>
MWL-SV05-200 (Duplicate) 22-Oct-14	Acetone	0.0043	0.18	5.0	J	--
	Benzene	0.00033	0.079	0.40	J	--
	2-Butanone	0.00081	0.20	0.80	--	--
	Carbon Disulfide	0.00053	0.078	0.80	J	--
	Carbon Tetrachloride	0.0012	0.064	0.80	--	--
	Chlorobenzene	0.000076	0.064	0.30	B, J	0.30U
	Chloroform	0.0019	0.095	0.30	--	--
	Chloromethane	0.00023	0.20	0.80	J	--
	Dichlorodifluoromethane	0.071	0.93	2.6	--	--
	1,1-Dichloroethane	0.0053	0.072	0.30	--	--
	1,1-Dichloroethene	0.045	0.13	0.80	--	--
	cis-1,2-Dichloroethene	0.0027	0.089	0.40	--	--
	1,2-Dichloropropane	0.0003	0.24	0.40	J	--
	Ethylbenzene	0.000071	0.063	0.40	B, J	0.40U
	2-Hexanone	0.00012	0.087	0.40	J	--
	Methylene Chloride	0.0026	0.072	0.40	--	--
	Styrene	0.000063	0.059	0.40	B, J	0.40U
	Tetrachloroethene	0.170	0.33	2.6	--	--
	Toluene	0.0024	0.051	0.40	B	--
	Trichloroethene	0.240	0.67	2.6	--	--
	Trichlorofluoromethane	0.078	1.3	2.6	--	--
	1,1,1-Trichloroethane	0.0033	0.065	0.30	--	--
	1,1,2-Trichloro-1,2,2-trifluoroethane	0.190	1.0	2.6	--	--
	1,2,4-Trimethylbenzene	0.00018	0.16	0.80	J	--
	Vinyl Acetate	0.00095	0.15	0.80	--	--
	m,p-Xylene	0.00017	0.10	0.80	B, J	0.80U
	o-Xylene	0.000093	0.054	0.40	B, J	0.40U
	Total Organics <sup>d</sup>	0.82115	NA	NA	NA	NA

Refer to footnotes at end of table.

Table 5-2 (Continued)  
Summary of Detected Volatile Organic Compounds (EPA Method TO-15<sup>a</sup>)  
Mixed Waste Landfill Soil-Vapor Monitoring  
October 2014

Well ID/Sample Port	Analyte	Result <sup>b</sup> (ppmv)	MDL <sup>b</sup> (ppbv)	RL <sup>b</sup> (ppbv)	Laboratory Qualifier <sup>c</sup>	Validation Qualifier <sup>c</sup>
MWL-SV05-300 22-Oct-14	Acetone	0.010	0.63	18	J	--
	Benzene	0.00033	0.28	1.4	J	--
	2-Butanone	0.0019	0.71	2.8	J	--
	Carbon Tetrachloride	0.00096	0.23	2.8	J	--
	Chloroform	0.00079	0.34	1.1	J	--
	Dichlorodifluoromethane	0.026	0.51	1.4	--	--
	1,1-Dichloroethane	0.0017	0.26	1.1	--	--
	1,1-Dichloroethene	0.023	0.46	2.8	--	--
	cis-1,2-Dichloroethene	0.00098	0.32	1.4	J	--
	Methylene Chloride	0.00085	0.26	1.4	J	--
	Tetrachloroethene	0.120	0.18	1.4	--	--
	Toluene	0.0027	0.18	1.4	B	--
	Trichloroethene	0.130	0.37	1.4	--	--
	Trichlorofluoromethane	0.022	0.70	1.4	--	--
	1,1,1-Trichloroethane	0.0015	0.23	1.1	--	--
	1,1,2-Trichloro-1,2,2-trifluoroethane	0.081	0.58	1.4	--	--
	m,p-Xylene	0.00042	0.36	2.8	B, J	2.8U
	o-Xylene	0.00023	0.19	1.4	B, J	1.4U
	Total Organics <sup>d</sup>	0.42371	NA	NA	NA	NA

Refer to footnotes at end of table.

Table 5-2 (Continued)  
Summary of Detected Volatile Organic Compounds (EPA Method TO-15<sup>a</sup>)  
Mixed Waste Landfill Soil-Vapor Monitoring  
October 2014

Well ID/Sample Port	Analyte	Result <sup>b</sup> (ppmv)	MDL <sup>b</sup> (ppbv)	RL <sup>b</sup> (ppbv)	Laboratory Qualifier <sup>c</sup>	Validation Qualifier <sup>c</sup>
<b>MWL-SV05-400</b> 22-Oct-14	Acetone	0.0051	0.62	18	J	--
	Benzene	0.00083	0.28	1.4	J	--
	Carbon Disulfide	0.00063	0.27	2.8	J	--
	Carbon Tetrachloride	0.00051	0.22	2.8	J	--
	Chloroform	0.00067	0.33	1.1	J	--
	Chloromethane	0.0022	0.69	2.8	J	--
	Dichlorodifluoromethane	0.014	0.51	1.4	--	--
	1,1-Dichloroethane	0.0014	0.25	1.1	--	--
	1,1-Dichloroethene	0.014	0.45	2.8	--	--
	cis-1,2-Dichloroethene	0.00077	0.31	1.4	J	--
	Methylene Chloride	0.00058	0.25	1.4	J	--
	Tetrachloroethene	0.110	0.18	1.4	--	--
	Toluene	0.074	0.18	1.4	B	--
	Trichloroethene	0.100	0.37	1.4	--	--
	Trichlorofluoromethane	0.018	0.69	1.4	--	--
	1,1,1-Trichloroethane	0.0015	0.23	1.1	--	--
	1,1,2-Trichloro-1,2,2-trifluoroethane	0.040	0.57	1.4	--	--
	Total Organics <sup>d</sup>	0.38419	NA	NA	NA	NA
<b>MWL-SV05-400 (Duplicate)</b> 22-Oct-14	Acetone	0.0063	0.70	20	J	--
	Benzene	0.0012	0.31	1.6	J	--
	2-Butanone	0.00088	0.78	3.1	J	--
	Carbon Disulfide	0.00039	0.31	3.1	J	--
	Chloromethane	0.0033	0.77	3.1	--	--
	Dichlorodifluoromethane	0.011	0.57	1.6	--	--
	1,1-Dichloroethane	0.00056	0.28	1.2	J	--
	1,1-Dichloroethene	0.0076	0.51	3.1	--	--
	Methylene Chloride	0.00035	0.28	1.6	J	--
	Tetrachloroethene	0.089	0.20	1.6	--	--
	Toluene	0.170	0.20	1.6	B	--
	Trichloroethene	0.060	0.41	1.6	--	--
	Trichlorofluoromethane	0.012	0.77	1.6	--	--
	1,1,1-Trichloroethane	0.00063	0.26	1.2	J	--
	1,1,2-Trichloro-1,2,2-trifluoroethane	0.032	0.64	1.6	--	--
	o-Xylene	0.00021	0.21	1.6	B, J	1.6U
	Total Organics <sup>d</sup>	0.39521	NA	NA	NA	NA

Refer to footnotes at end of table.

Table 5-2 (Concluded)  
Summary of Detected Volatile Organic Compounds (EPA Method TO-15<sup>a</sup>)  
Mixed Waste Landfill Soil-Vapor Monitoring  
October 2014

Notes:

<sup>a</sup>U.S. Environmental Protection Agency, 1999, "Compendium of Methods for the Determination of Toxic Organic Compounds in Ambient Air, Second Edition, Compendium Method TO-15," Center for Environmental Research Information, Office of Research and Development, U.S. Environmental Protection Agency, Cincinnati, Ohio.

<sup>b</sup>Results are reported in ppmv. MDL and RL are reported in ppbv.

<sup>c</sup>Laboratory/Validation Qualifier - Blank (--) cell = all quality control samples met acceptance criteria. Qualifiers "B," "J," and "U" see below.

<sup>d</sup>Total Organics -- Sum of validated detected organic analytes (i.e., results for analytes reported as detections by the laboratory but qualified during data validation as not detected are not included in the Total Organics value).

B = Compound was detected in the blank and sample.

EPA = U.S. Environmental Protection Agency.

ID = Identifier.

J = Result detected at a level below the RL but greater than or equal to the MDL and is an approximate value.

MDL = Method detection limit. The minimum concentration that can be measured and reported with 99% confidence that the analyte is present (i.e., greater than zero).

MWL = Mixed Waste Landfill.

NA = Not applicable.

ppbv = Parts per billion, by volume basis.

ppmv = Parts per million, by volume basis.

RL = Reporting limit. Minimum concentration that can be reported with a statistically established degree of confidence.

SV = Soil vapor

U = The analyte was reported as a detection by the laboratory but was qualified during data validation review as not detected. The associated numerical value is the revised sample quantitation limit, in accordance with the data validation process.

Table 5-3  
Summary of Historic PCE, TCE, and Total VOCs Concentrations  
Mixed Waste Landfill Soil-Vapor Monitoring

Well ID & Sample Port Depth <sup>b</sup>	PCE <sup>a</sup>		TCE <sup>a</sup>		Total VOCs <sup>a</sup>	
	September 2014 (ppmv)	October 2014 (ppmv)	September 2014 (ppmv)	October 2014 (ppmv)	September 2014 (ppmv)	October 2014 (ppmv)
MWL-SV01-42.5	0.560	0.400	0.110	0.090	1.14010	1.0087
MWL-SV02-41.5	0.086	0.067	0.075	0.058	0.71822	0.6788
MWL-SV03-50	0.140	0.120	0.100	0.082	0.36957	0.3175
MWL-SV03-100	0.210	0.230	0.190	0.190	0.61151	0.6382
MWL-SV03-200	0.300	0.320	0.300	0.300	0.91906	0.94754
MWL-SV03-300	0.290	0.320	0.190	0.210	0.64917	0.67835
MWL-SV03-400	0.390	0.400	0.290	0.280	0.87270	0.8141
MWL-SV04-50	0.072	0.076	0.061	0.059	0.25949	0.26359
MWL-SV04-100	0.130	0.120	0.130	0.120	0.45631	0.42879
MWL-SV04-200	0.180	0.180	0.210	0.210	0.68361	0.66935
MWL-SV04-300	0.110	0.130	0.076	0.091	0.26624	0.32355
MWL-SV04-400	0.110	0.140	0.075	0.096	0.25031	0.3246
MWL-SV05-50	0.052	0.048	0.067	0.061	0.36547	0.31833
MWL-SV05-100	0.092	0.096	0.140	0.130	0.56578	0.54556
MWL-SV05-200	0.140	0.170	0.200	0.240	0.70237	0.82115
MWL-SV05-300	0.090	0.120	0.100	0.130	0.35628	0.42371
MWL-SV05-400	0.100	0.110	0.094	0.100	0.54096	0.39521

Notes:

September and October 2014 concentrations are not rounded so they exactly match the reported concentrations in corresponding data tables.

<sup>a</sup>If a duplicate sample was collected, the maximum concentration of the environmental-duplicate sample pair is shown.

<sup>b</sup>Port depth is the last number in the Well ID, and is in feet below ground surface.

ID = Identification.

PCE = Tetrachloroethene.

ppmv = Parts per million by volume.

TCE = Trichloroethene.

VOCs = Volatile organic compounds.

## 5.2.2 Field Quality Control Sample Results

Table 5-4 summarizes results of duplicate sample analyses and the relative percent difference (RPD) values between the environmental-duplicate sample pair results for the September and October 2014 data sets.

Table 5-4  
Summary of Duplicate Samples  
Mixed Waste Landfill Soil-Vapor Monitoring  
September and October 2014

Well ID/Parameter	Environmental Sample (R <sub>1</sub> )	Duplicate Sample (R <sub>2</sub> )	RPD <sup>a</sup> (%)
	(ppmv)		
<b>MWL-SV04-100</b>			
September 2014			
Dichlorodifluoromethane	0.035	0.035	< 1
1,1-Dichloroethene	0.016	0.016	< 1
Tetrachloroethene	0.13	0.13	< 1
Trichloroethene	0.13	0.13	< 1
Trichlorofluoromethane	0.029	0.031	7
1,1,1-Trichloroethane	0.005	0.005	< 1
1,1,2-Trichloro-1,2,2-trifluoroethane	0.1	0.097	3
<b>MWL-SV04-300</b>			
September 2014			
Dichlorodifluoromethane	0.016	0.015	6
Tetrachloroethene	0.11	0.082	<b>29</b>
Toluene	0.0033	0.0034	3
Trichloroethene	0.076	0.044	<b>53</b>
Trichlorofluoromethane	0.0079	0.0053	<b>39</b>
1,1,2-Trichloro-1,2,2-trifluoroethane	0.039	0.036	8
<b>MWL-SV05-200</b>			
October 2014			
Dichlorodifluoromethane	0.062	0.071	14
1,1-Dichloroethene	0.042	0.045	7
Tetrachloroethene	0.140	0.170	19
Trichloroethene	0.210	0.240	13
Trichlorofluoromethane	0.070	0.078	11
1,1,2-Trichloro-1,2,2-trifluoroethane	0.160	0.190	17
<b>MWL-SV05-400</b>			
October 2014			
Dichlorodifluoromethane	0.014	0.011	<b>24</b>
Tetrachloroethene	0.110	0.089	<b>21</b>
Toluene	0.074	0.170	<b>79</b>
Trichloroethene	0.100	0.060	<b>50</b>
Trichlorofluoromethane	0.018	0.012	<b>40</b>
1,1,2-Trichloro-1,2,2-trifluoroethane	0.040	0.032	<b>22</b>

Notes:

<sup>a</sup>RPD = Relative percent difference is calculated with the following equation and rounded to nearest whole number. Bolded values exceed 20%.

$$RPD = \frac{|R_1 - R_2|}{[(R_1 + R_2) / 2]} \times 100$$

where: R<sub>1</sub> = Analysis result.  
R<sub>2</sub> = Duplicate analysis result.

ppmv = Parts per million by volume basis.



#### First Semi-Annual Sampling Event – September 11, 2014

An environmental-duplicate sample pair was collected from the sample ports located at 100 feet bgs and 300 feet bgs at monitoring well MWL-SV04. Each duplicate sample was collected immediately after the original environmental sample in order to reduce variability caused by time and/or sampling mechanics. Duplicate samples were analyzed for all analytical parameters. The RPD was calculated when compounds were reported in both environmental and duplicate samples at concentrations greater than or equal to five times the reporting limit.

Table 5-4 summarizes results of duplicate sample analysis and calculated RPD values. In general the duplicate sample result RPDs show good agreement. Of the 13 RPDs calculated, only 3 exceeded 20, and only one slightly exceeded 50. Ten of the 13 RPD values were below 10. The three high RPD values were for PCE (RPD of 29), trichlorofluoromethane (RPD of 39), and TCE (RPD of 53) in the 300 foot bgs sample. Based on experience from soil-vapor monitoring at the Chemical Waste Landfill, an RPD of 50 or less demonstrates acceptable reproducibility of the sampling and analytical processes (NMED October 2009 and subsequent revisions). Resampling for RPD results exceeding 20 is not stipulated in LTMMMP, Appendix D, and was not conducted based on an overall evaluation of the September RPDs.

A total of five QC blank samples were submitted for analysis with the September 2014 samples. VOCs detected above laboratory MDLs in QC blank samples included acetone (all 5 field QC samples), benzene (all 5 field QC samples), carbon disulfide (2 field QC samples), methylene chloride (1 field QC sample), and toluene (4 field QC samples). Associated environmental sample results that were qualified during data validation as not detected include benzene (17 of 18 detections), carbon disulfide (4 of 19 detections), and toluene (3 of 18 detections) since the reported VOC concentrations were less than five times the associated field QC sample concentration (benzene and carbon disulfide), or less than ten times the associated field QC sample concentration for common laboratory contaminants (toluene). No results were qualified for methylene chloride as the associated environmental sample result was a non-detect. Qualification of acetone results, including environmental and field QC sample results, was related to laboratory contamination detected in laboratory control samples, which is described below. All results that were qualified based on field QC sample results were very low concentrations (<4 parts per billion by volume [ppbv]).

#### Second Semi-Annual Sampling Event – October 22, 2014

An environmental-duplicate sample pair was collected from the from the sample ports located at 200 feet bgs and 400 feet bgs at monitoring well MWL-SV05. Each duplicate sample was collected immediately after the original environmental sample in order to reduce variability caused by time and/or sampling mechanics. Duplicate samples were analyzed for all analytical parameters. The RPD was calculated when compounds are reported in both environmental and duplicate samples at concentrations greater than or equal to five times the reporting limit.

Table 5-4 summarizes results of duplicate sample analysis and calculated RPD values. The duplicate sample result RPDs for the MWL-SV05-200 sample show excellent agreement, with all RPD values less than 20. The duplicate sample result RPDs for the MWL-SV05-400 sample show good agreement, with all RPD values less than 50 except for the RPD for toluene (79). However, toluene was detected in the associated laboratory method blank sample indicating

laboratory contamination, and the results were qualified during data validation (“B” qualifier). Resampling for RPD results exceeding 20 is not stipulated in the LTMMP, Appendix D, and was not conducted based on an overall evaluation of the October RPDs.

A total of five QC blank samples were submitted for analysis with the October 2014 samples. VOCs detected above laboratory MDLs in QC blank samples included acetone (2 field QC samples), benzene (1 field QC sample), 2-butanone (1 field QC sample), styrene (1 field QC sample), toluene (2 field QC samples), TCE (1 field QC sample), m- & p-xylene (1 field QC sample), and o-xylene (1 field QC sample). Associated environmental sample results that were qualified during data validation as not detected include acetone (1 of 15 detections), benzene (3 of 13 detections), and toluene (4 of 17 detections) since the reported VOC concentrations were less than five times the associated field QC sample concentration (benzene), or less than ten times the associated field QC sample concentrations for common laboratory contaminants (acetone and toluene). No corrective action was required for 2-butanone (the associated environmental sample result was non-detect) and TCE (all associated environmental sample results were >5 times the field QC sample concentration). Styrene, m,p-xylene, and o-xylene were detected once each in the same field QC sample; these field QC results were qualified as not detected due to laboratory contamination detected in associated laboratory control samples, described in Section 5.2.3. These field QC results were not applied to environmental sample results. All results that were qualified based on field QC sample results were very low concentrations (<3 ppbv).

### 5.2.3 Data Quality

Field QC sample results met the sampling DQOs and validated the adequacy of the field sampling procedures and protocol. Internal laboratory QC samples were analyzed concurrently with all environmental samples in accordance with laboratory procedures and EPA methods. These samples included laboratory control samples, method blanks, matrix spike and matrix spike duplicate samples, surrogate spike samples, and replicate samples. The results were used to evaluate potential contamination associated with the laboratory analytical process and to determine the accuracy and precision of the analytical methods. All chemical data were reviewed and qualified in accordance with SNL/NM AOP 00-03, “Data Validation Procedure for Chemical and Radiochemical Data” (SNL/NM June 2014a). Minor issues documented during the data validation process are summarized below.

#### First Semi-Annual Sampling Event – September 11, 2014

Acetone was detected in laboratory QC samples as well as all 5 field QC samples. As a result of laboratory contamination (i.e., laboratory QC sample results), the field QC sample acetone results were all qualified as non-detects, and 15 of 19 environmental sample detections were qualified as non-detects. All qualified results were very low concentrations (<15 ppbv).

#### Second Semi-Annual Sampling Event – October 22, 2014

Chlorobenzene, 1,3-dichlorobenzene, ethylbenzene, styrene, toluene, m,p-xylene, and o-xylene were detected in laboratory QC samples indicating very low concentration laboratory

contamination. As a result, associate field QC and environmental sample results were qualified as non-detects during data validation. Styrene, m- and p-xylene, and o-xylene field QC blank sample detections (1 detection each in the same field QC sample) were qualified as non-detects. Associated environmental sample results that were qualified as non-detects include chlorobenzene (3 detections), 1,3-dichlorobenzene (1 detection), ethylbenzene (4 detections), styrene (6 detections), m,p-xylene (8 detections), and o-xylene (9 detections). In addition to the four environmental sample results qualified as non-detects based on field QC blank sample toluene results, three additional environmental sample toluene results were qualified as non-detects based on laboratory QC sample results (total of 7 environmental sample toluene results qualified as non-detects). All results that were qualified were very low concentrations (<3 ppbv), with most results <0.1 ppbv.

Based upon the data validation and review criteria, all analytical data were determined acceptable. Reported QC samples results were in compliance with analytical method and laboratory procedure requirements, producing defensible data. Data Validation Reports and Contract Verification Review forms are provided in Annex C.

#### 5.2.4 Variances and Non-Conformances

There were no variances or non-conformances for soil-vapor sampling. Very low VOC concentrations detected in the field and laboratory QC samples indicate the presence of very low levels of VOCs in ambient air and in the analytical laboratory environment. The resulting qualification of environmental sample results through data validation appropriately accounts for these conditions.

Overall, RPDs for environmental and duplicate sample results show good agreement. Of the 25 calculated RPDs, only 9 exceeded 20, only 2 exceeded 50, and one of these 2 exceedances (79 for toluene from the October MWL-SV05-400 sample pair) was qualified due to laboratory contamination. The SNL/NM field team is developing a specially-designed manifold for the dedicated soil-vapor vacuum sampling pump that will allow simultaneous collection of environmental and duplicate samples. This new equipment will be tested and used during the next soil-vapor monitoring event scheduled for April 2015. Results will be used to evaluate the soil-vapor sampling process, impacts on environmental and duplicate sample RPD calculations, and to continue process improvements.

### 5.3 Data Evaluation and Monitoring Trigger Level

Trigger levels for VOCs in soil vapor at the MWL are 20 ppmv for PCE and TCE (i.e., the trigger level of 20 ppmv applies to both PCE and TCE) and 25 ppmv for Total VOCs as defined in the LTMMMP Section 5.2.3.1 (SNL/NM March 2012). All trigger levels apply only to samples collected from the deepest sampling port (i.e., 400 feet bgs) in each of the three FLUTe™ multi-port soil-vapor monitoring wells (MWL-SV03, MWL-SV04, and MWL-SV05). The results for the 400-foot bgs sampling ports for wells MWL-SV03, MWL-SV04, and MWL-SV05 are summarized below.

For the September 2014 results, the maximum PCE concentration was 0.390 ppmv and the maximum TCE concentration was 0.290 ppmv (both from MWL-SV03-400). Total VOCs

concentrations, as the sum of validated detected VOCs, ranged from 0.25031 ppmv (MWL-SV04-400) to 0.87270 ppmv (MWL-SV03-400).

For the October 2014 results, the maximum PCE concentration was 0.400 ppmv and the maximum TCE concentration was 0.280 ppmv (both from sample MWL-SV03-400). Total VOCs concentrations, as the sum of validated detected VOCs, ranged from 0.32460 ppmv (MWL-SV04-400) to 0.81410 ppmv (MWL-SV03-400).

No VOC results were reported above applicable trigger levels. In summary, soil-vapor monitoring results indicate a relatively uniform distribution of VOCs at low concentrations throughout the 500-foot thick vadose zone. This distribution is consistent with an old source which has dissipated throughout the vadose zone, and indicates the VOC soil-vapor plume is stable with no new releases from the disposal area.

**This page intentionally left blank.**

## **6.0 SOIL-MOISTURE MONITORING RESULTS**

This chapter presents soil-moisture monitoring activities (i.e., data collection and analysis) in accordance with LTMMMP Sections 3.4.2 and 5.2.3, and Appendix E (SNL/NM March 2012). The monitoring objective is to establish soil-moisture trends in the vadose zone beneath the MWL to evaluate ET Cover performance. The soil-moisture monitoring system functions as an early detection system for water percolation and infiltration through the ET Cover.

Soil-moisture monitoring field activities are described in Section 6.1 and data evaluation and comparison of results to the monitoring trigger level are presented in Section 6.2. A summary of soil-moisture monitoring activities and results is provided in Section 11.1.

### **6.1 Soil-Moisture Monitoring Field Activities**

Two semiannual soil-moisture monitoring events were conducted during the April 1, 2014 through March 31, 2015 reporting period fulfilling the LTMMMP semiannual monitoring requirement. The first monitoring event was conducted on April 15, 2014. The second monitoring event was conducted on October 16, 2014. Figure 6-1 shows the soil-moisture monitoring locations MWL-VZ-1, MWL-VZ-2, and MWL-VZ-3. Soil-moisture monitoring field forms and tables that compare soil-moisture content values to baseline values for the three access tubes are provided in Annex D.

Neutron count data collected in the field were correlated to percent soil-moisture content by volume as described in LTMMMP Section 3.4.2 and Appendix E (SNL/NM March 2012). A baseline for soil-moisture content was determined for each access tube prior to deployment of the ET Cover subgrade work on September 27, 2006. The baseline was determined by averaging data collected during ten monitoring events between May 27, 2004 and August 8, 2006.

#### **6.1.1 Field Quality Control**

The CPN 503DR neutron probe was operated in accordance with the field operating procedure and the manufacturer's operating manual. A standard count was taken once daily during each monitoring event prior to the moisture logging to ensure the instrument was functioning properly and to confirm measurement accuracy. The results of the standard counts are provided on the MWL neutron logging data field form provided in Annex D.

#### **6.1.2 Waste Management**

No wastes were generated from soil-moisture monitoring activities.

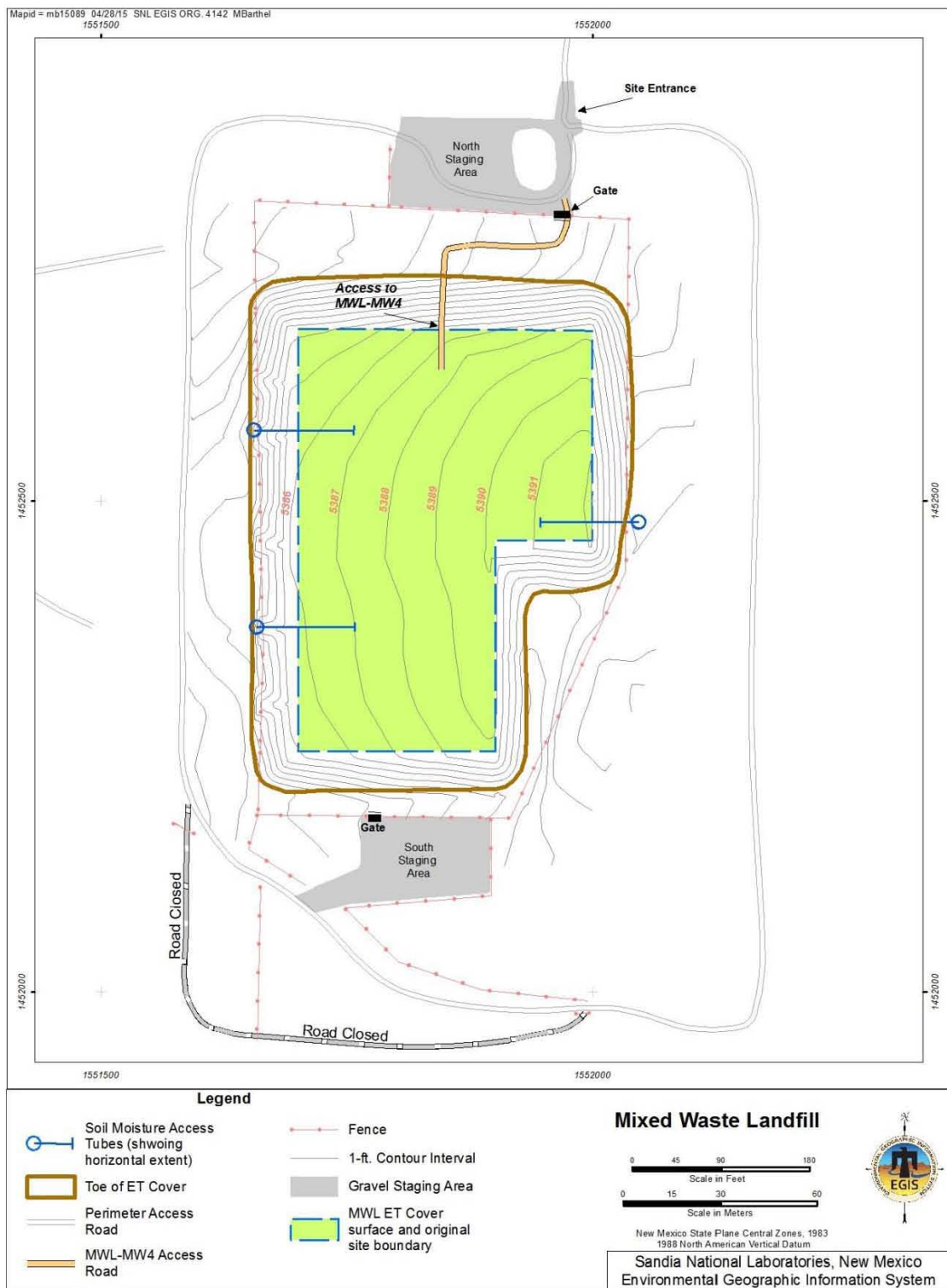


Figure 6-1  
Mixed Waste Landfill Soil-Moisture Monitoring Locations

## **6.2 Monitoring Results**

Soil-moisture monitoring data for this reporting period are presented in Figures 6-2, 6-3, and 6-4 for MWL-VZ-1, MWLVZ-2, and MWL-VZ-3 respectively. The results for April and October are plotted on these figures along with the baseline soil-moisture content for comparison. Results track very closely with the established soil-moisture baseline for the three access tubes.

## **6.3 Data Evaluation and Monitoring Trigger Level**

Soil-moisture data collected during the reporting period were compared to the trigger level, which is 23 percent by volume and applies to the shallow depth range beneath the ET Cover of 8.7 to 86.6 feet bgs for each monitoring location as specified in LTMMMP Section 5.2.3.2 (SNL/NM March 2012). This comparison is shown graphically in Figures 6-2, 6-3, and 6-4.

During this reporting period, the soil-moisture content measurements for the shallow trigger level depth interval at MWL-VZ-1 ranged from 2.0 to 4.6 percent, compared to 1.7 to 5.4 percent baseline. At MWL-VZ-2 the soil-moisture content ranged from 2.1 to 4.8 percent, compared to 2.1 to 5.5 percent baseline. At MWL-VZ-3 the soil-moisture content ranged from 1.5 to 4.2 percent, compared to 1.8 to 4.5 percent baseline.

In summary, all values are below the 23 percent soil-moisture content trigger level and track closely to baseline soil-moisture values, indicating the ET Cover is performing as designed.



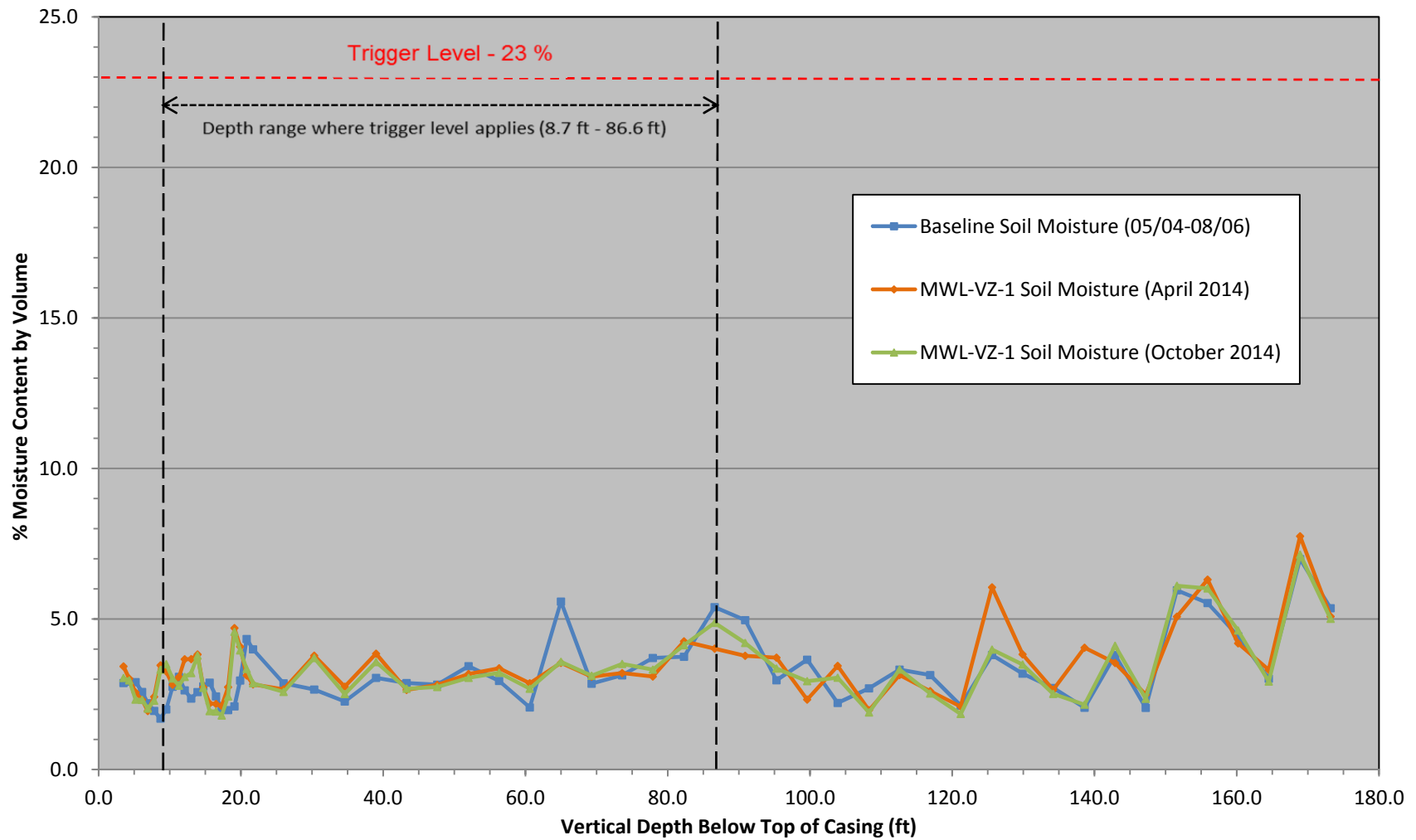


Figure 6-2  
Mixed Waste Landfill MWL-VZ-1 Soil-Moisture Monitoring Results

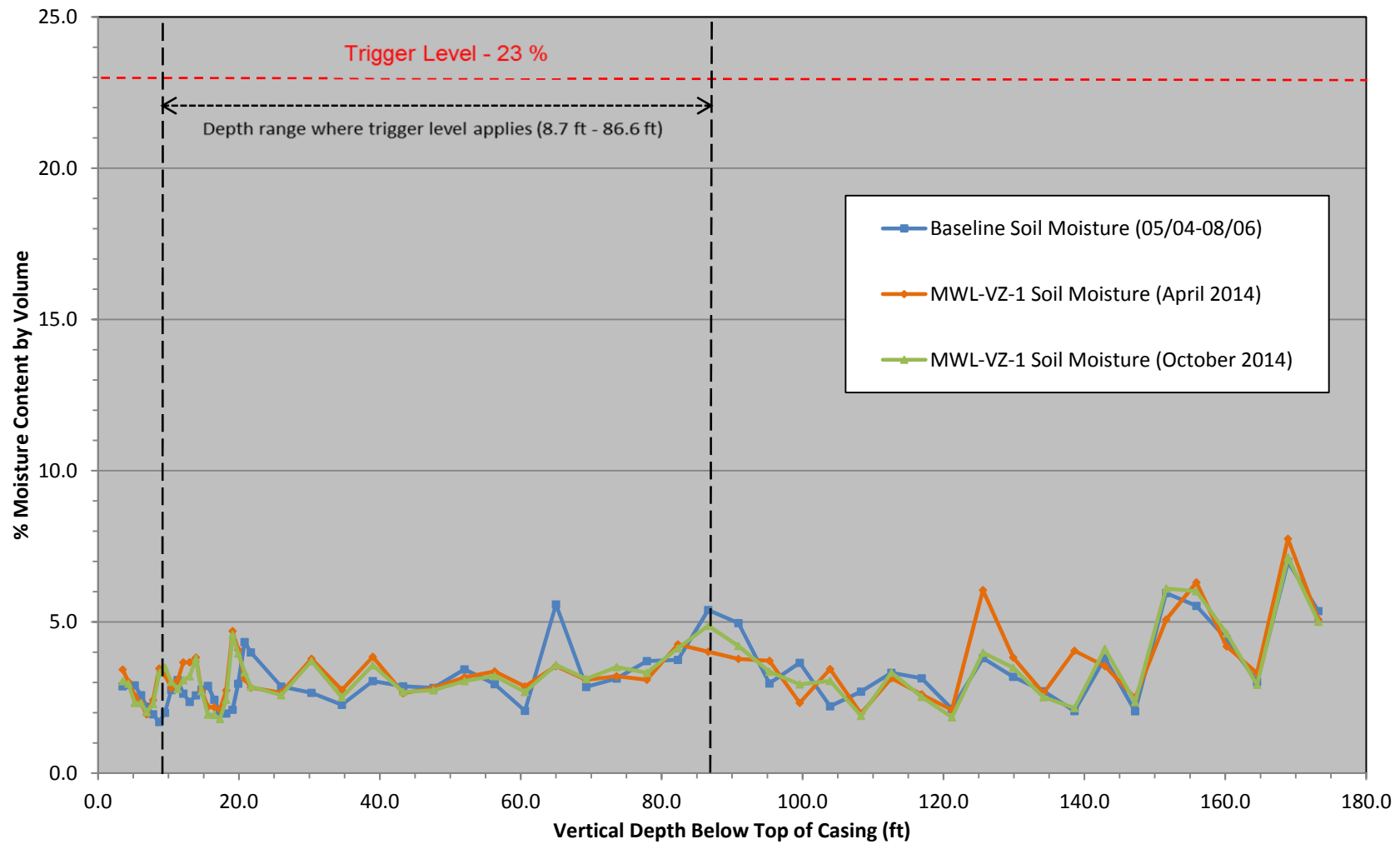


Figure 6-3  
Mixed Waste Landfill MWL-VZ-2 Soil-Moisture Monitoring Results

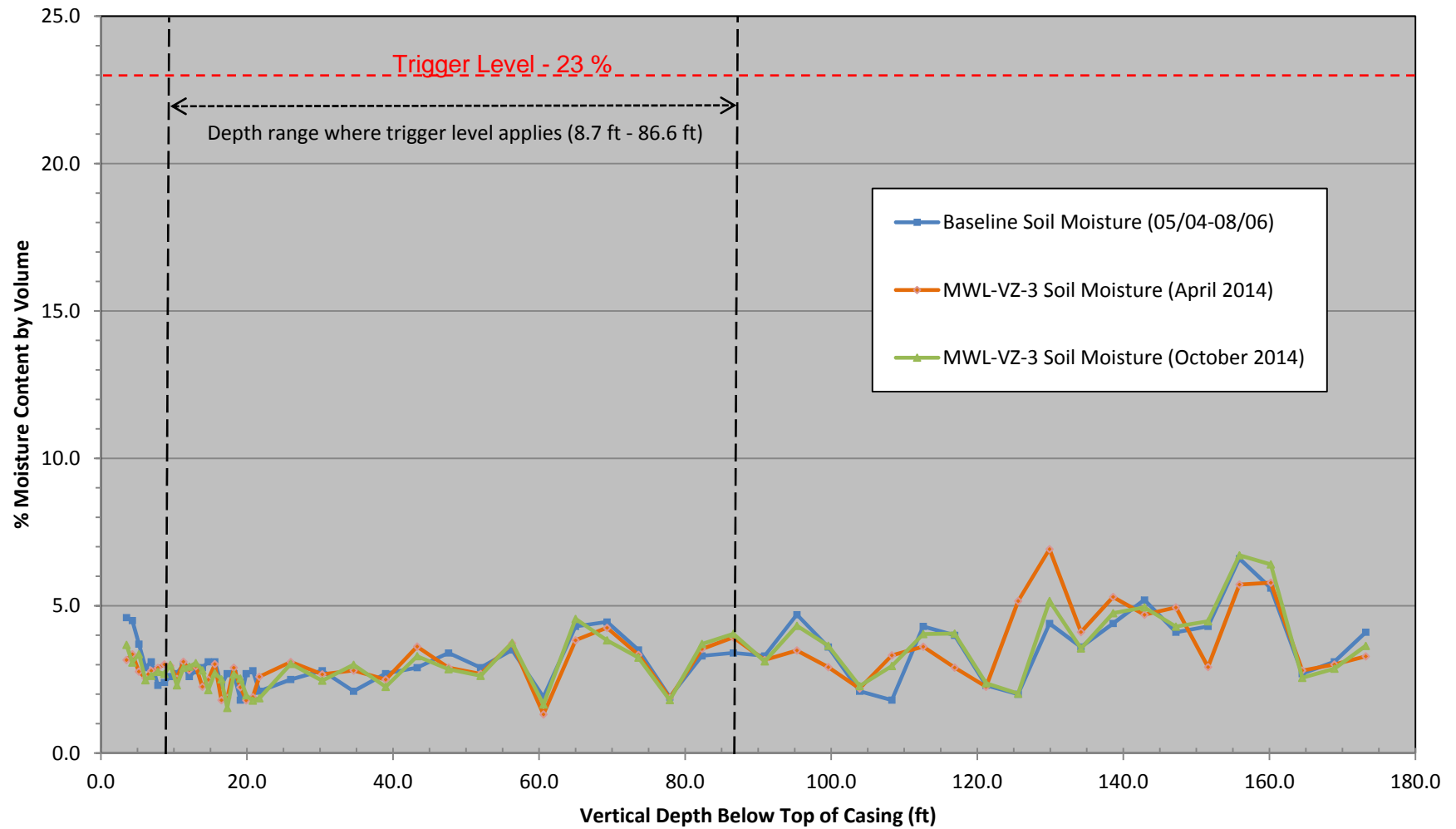


Figure 6-4  
Mixed Waste Landfill MWL-VZ-3 Soil-Moisture Monitoring Results

## **7.0 GROUNDWATER MONITORING RESULTS**

This chapter presents groundwater monitoring activities (i.e., sampling and analysis), analytical results, and data evaluation in accordance with LTMMP Sections 3.5 and 5.2.4, and Appendix F (SNL/NM March 2012). The monitoring objective is to assess concentrations of hazardous constituents in the groundwater in the uppermost aquifer beneath the MWL and compare them to the trigger levels defined in Table 5.2.4-1 of the MWL LTMMP.

Groundwater sampling field activities are described in Section 7.1, analytical laboratory results are presented and compared to trigger levels in Section 7.2, followed by a discussion of data quality. Hydrogeologic information on the regional aquifer is presented in Section 7.3. A summary of groundwater monitoring activities and results is provided in Section 11.1.

### **7.1 Environmental Sampling Field Activities**

Two semiannual environmental sampling events were conducted during the April 1, 2014 through March 31, 2015 reporting period fulfilling the LTMMP semiannual monitoring requirement. Groundwater samples were collected from monitoring wells MWL-BW2, MWL-MW7, MWL-MW8, and MWL-MW9. Well locations are shown in Figure 7-1. The samples were analyzed for VOCs, metals (cadmium, chromium, nickel, and uranium), specific radionuclides, gross alpha and beta, tritium, and radon-222. Field forms and documentation that address calibration of equipment, well purging and water quality measurements and equipment decontamination activities are provided in Annex E.

The first sampling event was conducted between April 17 and 28, 2014. MWL-MW8 was resampled on June 30, 2014 to confirm detections of VOCs. A duplicate sample was taken at the same time of the resample.

The second sampling event was conducted between October 16 and 29, 2014. A duplicate sample was collected from MWL-MW7. MWL-MW7 was originally sampled on October 17, 2014, but was resampled for radon-222 only on October 29, 2014 due to a holding time issue with the associated equipment blank.

#### **7.1.1 Well Purging**

Purging removes stagnant water from the well so that a representative environmental sample can be obtained. In accordance with LTMMP Appendix F, the minimum purge requirement for a portable piston pump is one saturated screen volume. Purging continued until four stable field measurements for temperature, specific conductance (SC), potential of hydrogen (pH), and turbidity were obtained. Field measurements for water quality parameters were collected using an YSI™ Model EXO1 Water Quality Meter, and a HACH™ Model 2100Q portable turbidity meter. Additional water quality measurements included oxidation-reduction potential (ORP) and dissolved oxygen (DO).

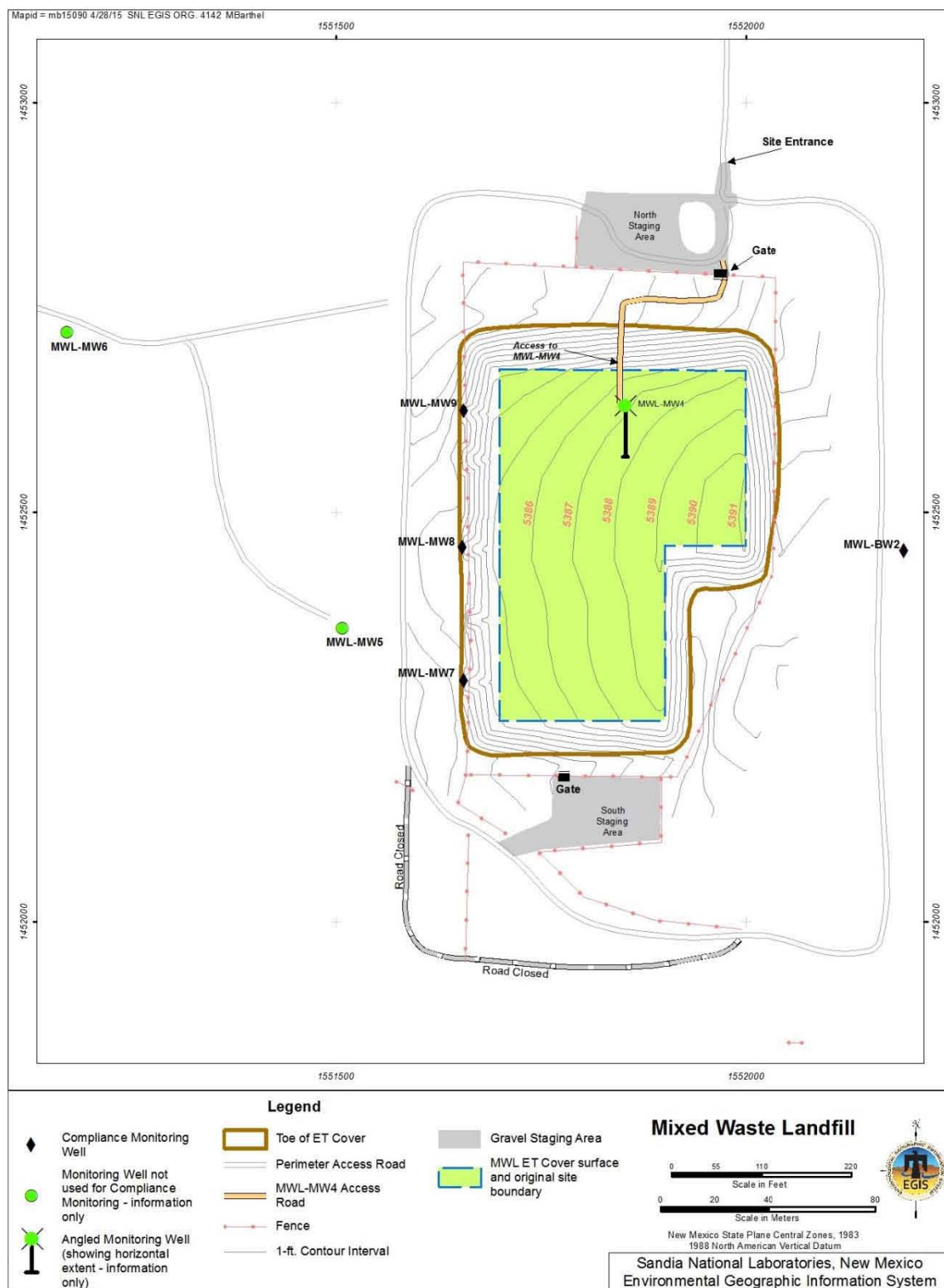


Figure 7-1  
Mixed Waste Landfill Groundwater Monitoring Well Locations

A portable Bennett™ groundwater sampling system was used to collect environmental samples from all wells. Purge requirements were satisfied at all monitoring wells. In accordance with LTMMF Appendix F requirements designed to decrease the purging flow rate as low as possible, the portable Bennett™ groundwater sampling system was equipped with a flow meter valve located along the discharge line and with small diameter tubing (3/8-inch outer diameter and 1/4-inch inner diameter). The average flow rates ranged from 0.10 gallons per minute (gpm) at MWL-MW9 to 0.24 gpm at MWL-BW2 for the April/June 2014 sampling event. The average flow rates ranged from 0.073 gpm at MWL-MW8 to 0.27 gpm at MWL-BW2 for the October 2014 sampling event.

### 7.1.2 Field Quality Control

Field QC samples were collected as part of each sampling event and included a duplicate, equipment blank, field blank, and trip blank samples. The sampling pump and tubing bundle used to collect environmental samples were decontaminated prior to sampling each monitoring well.

Duplicate samples were collected and analyzed to evaluate the overall reproducibility of the sampling and analysis process. The duplicate samples were collected immediately after the original groundwater sample to reduce variability caused by time and/or sampling mechanics. Duplicate samples were analyzed for the same constituents as the groundwater samples.

Equipment blank (also referred to as a rinsate blank) samples were collected after equipment decontamination to verify the equipment decontamination process. Equipment blank samples consisted of deionized (DI) water that was pumped through the sampling system and collected in sample containers. The equipment blank samples were analyzed for the same constituents as the groundwater samples.

Field blank samples were collected and analyzed for VOCs to detect any potential sample contamination resulting from ambient field conditions. The field blanks were prepared by pouring DI water into sample containers at the sample point (i.e., inside the sampling truck at each monitoring well) to simulate the transfer of environmental samples from the sampling system to the sample container. Additional field blank samples were collected at the Environmental Resources Field Office (ERFO) during the decontamination process to assess the DI water and ERFO ambient conditions. The DI water is provided by Culligan® in 5-gallon sealed plastic containers that are stored at ERFO.

Trip blank samples consist of laboratory reagent-grade water with hydrochloric acid preservative. They are prepared by the analytical laboratory and accompany the empty sample containers supplied by the laboratory. Trip blank samples were submitted with groundwater samples collected for VOC analysis to assess whether contamination of the samples had occurred during sampling, transportation, analysis, and/or storage.

The field QC samples were submitted for analysis with the environmental samples. A brief explanation of the field QC sampling protocol for the April/June and October sampling events is provided below. Analytical results are presented in Section 7.2.

*First Semi-Annual Sampling Event – April 17-28, 2014*

One equipment blank sample was collected prior to sampling monitoring well MWL-BW2. One duplicate sample was collected at MWL-BW2. One field blank sample was collected at ERFO, and four field blank samples were collected at the site (one at each monitoring well). A total of five trip blank samples were submitted for analysis with VOC groundwater samples during the sampling event.

*Follow-up VOC Sampling at MWL-MW8 – June 30, 2014*

One equipment blank sample was collected prior to sampling MWL-MW8. The equipment blank sample was analyzed for VOCs only. One duplicate sample was collected from MWL-MW8 and one field blank sample was collected at the MWL-MW8 location. One trip blank sample was submitted for analysis with the equipment blank sample and one with the environmental-duplicate sample pair.

*Second Semi-Annual Sampling Event – October 16-29, 2014*

One equipment blank sample was collected prior to sampling MWL-MW7. An additional equipment blank sample was collected prior to resampling MWL-MW7 for radon-222 on October 29, 2014 (as described in Section 7.1). One duplicate sample was collected each time MWL-MW7 was sampled (a total of two). One field blank sample was collected at ERFO, and four field blank samples were collected at the site (one at each monitoring well). A total of five trip blank samples were submitted for analysis with VOC groundwater samples during the sampling event.

### 7.1.3 Waste Management

Purge and decontamination wastewater generated from sampling activities was collected in 55-gallon containers and stored at the ERFO waste accumulation area. All wastewater was managed as “non-hazardous” waste based upon historical sample results and process knowledge of monitoring well locations. All wastewater was discharged to the sanitary sewer in accordance with Albuquerque Bernalillo County Water Utility Authority requirements after characterization data were compared to discharge limits. Approximately 275 gallons of wastewater were generated during the April and June 2014 groundwater sampling events and approximately 278 gallons were generated during the October 2014 sampling event.

PPE and other solid waste generated during April, June, and October 2014 monitoring activities was managed in accordance with federal, state, and city regulations, and applicable SNL/NM requirements. Analytical data collected from the sampling event was used to supplement the waste management process. All solid waste was managed as solid waste.

## 7.2 Laboratory Results

Environmental and field QC samples were submitted to GEL for analyses. Samples were analyzed in accordance with applicable EPA analytical methods. For comparison, trigger levels are included in the analytical results tables in this report. Analytical results that are above the analytical laboratory MDL but below the practical quantitation limit (PQL) were qualified by the laboratory as estimated values and designated with a “J” qualifier. Both analytical laboratory and data validation qualifiers are included in the groundwater data tables presented in this section. Analytical laboratory reports, including certificates of analyses, analytical methods, MDLs, PQLs, dates of analyses, results of QC analyses, and data validation reports are filed in the SNL/NM Record Center.

### 7.2.1 Environmental Sample Results

This section summarizes groundwater monitoring results for the reporting period. Groundwater monitoring results were compared to historical MWL groundwater monitoring results and LTMMP trigger levels. All results were below applicable LTMMP trigger levels defined in the LTMMP Section 5.2.4 (SNL/NM March 2012) and were comparable to historic MWL groundwater monitoring results.

Table 7-1 summarizes detected VOCs for the April and June sampling events; no VOCs were detected during the October sampling event. Table 7-2 summarizes MDLs for all VOCs. Table 7-3 summarizes the cadmium, chromium, nickel, and uranium results for the April and October 2014 groundwater sampling events. Table 7-4 summarizes radionuclide, gross alpha, gross beta, tritium, and radon results for the April and October 2014 sampling events.

Radionuclide activity in groundwater samples is determined through specific radiological analyses as presented in Table 7-4. In addition, gross alpha and beta activities are measured to screen for indications of other radionuclides (i.e., radiological anomalies). Gross alpha activity values are corrected to subtract naturally occurring uranium in accordance to 40 CFR Parts 9, 141, and 142, Table I-4. Uranium is measured independently and results are presented in Table 7-3. Table 7-5 summarizes field water quality measurements collected prior to sampling for all events.

Trigger levels provide early detection of potentially changing conditions that require additional testing and further investigation (SNL/NM March 2012). Groundwater radiological trigger levels for tritium (4 millirem per year), radon (1,000 pCi/L), gross alpha activity (15 pCi/L), and gross beta activity (4 millirem per year) are shown in Table 7-4. The units for the tritium and gross beta triggers relate to a dose rate and not a specific “pCi/L activity.” For tritium, the approximate equivalent activity is 20,000 pCi/L, assuming an onsite resident using the groundwater as their primary drinking water source. Gross alpha and beta results are used as a broad radiological screening tool to look for other potential radionuclides besides tritium, radon, and the radionuclides already addressed by gamma spectroscopy analysis (i.e., the radionuclides of concern). These screening analyses do not provide radionuclide-specific identification necessary to calculate a dose. If the gross alpha trigger is exceeded, additional radiological analysis may be required to identify the specific radionuclide(s) that are contributing to the “gross alpha result.” Gross beta results are compared to the extensive SNL/NM groundwater monitoring data set to determine if there are indications of radiological anomalies (i.e., if the



Table 7-1  
Summary of Detected Volatile Organic Compounds (EPA Method 8260B<sup>a</sup>)  
Mixed Waste Landfill Groundwater Monitoring  
April and June 2014

Well ID	Analyte	Result (µg/L)	MDL (µg/L)	PQL (µg/L)	Trigger Levels (µg/L)	Laboratory Qualifier <sup>b</sup>	Validation Qualifier <sup>b</sup>
<b>April 2014 Sampling Event</b>							
<b>MWL-MW8</b>	Tetrachloroethene	0.450	0.300	1.00	2.50	J	--
28-Apr-14	Trichloroethene	0.380	0.300	1.00	2.50	J	--
<b>June 2014 Resampling Event</b>							
<b>MWL-MW8</b>	Tetrachloroethene	0.370	0.300	1.00	2.50	J	--
30-Jun-14							
<b>MWL-MW8</b>	Tetrachloroethene	0.390	0.300	1.00	2.50	J	--
30-Jun-14 (Duplicate)							

Notes:

<sup>a</sup>U.S. Environmental Protection Agency, 1986 (and updates), "Test Methods for Evaluating Solid Waste, Physical/Chemical Methods," SW-846, 3<sup>rd</sup> edition.

<sup>b</sup>Laboratory/Validation Qualifier - If cell is blank (--), then all quality control samples met acceptance criteria with respect to submitted samples.

EPA = U.S. Environmental Protection Agency.

ID = Identification.

J = Estimated value, the analyte concentration is below the practical quantitation limit (PQL).

MDL = Method detection limit. The minimum concentration or activity that can be measured and reported with 99% confidence that the analyte is greater than zero, analyte is matrix-specific.

µg/L = Micrograms per liter.

PQL = Practical quantitation limit. The lowest concentration of analytes in a sample that can be reliably determined within specified limits of precision and accuracy by the applicable method under routine laboratory operating conditions.

Table 7-2  
Summary of Method Detection Limits for Volatile Organic Compounds (EPA Method 8260B<sup>a</sup>)  
Mixed Waste Landfill Groundwater Monitoring  
April/June and October 2014

Analyte	MDL (µg/L)
1,1,1-Trichloroethane	0.300
1,1,2,2-Tetrachloroethane	0.300
1,1,2-Trichloroethane	0.300
1,1-Dichloroethane	0.300
1,1-Dichloroethene	0.300
1,2-Dichloroethane	0.300
1,2-Dichloropropane	0.300
2-Butanone	2.00
2-Hexanone	2.20
4-methyl-, 2-Pentanone	1.50
Acetone	2.50 – 3.00
Benzene	0.300
Bromodichloromethane	0.300
Bromoform	0.300
Bromomethane	0.300
Carbon disulfide	1.50
Carbon tetrachloride	0.300
Chlorobenzene	0.300
Chloroethane	0.300
Chloroform	0.300
Chloromethane	0.300
Dibromochloromethane	0.300
Dichlorodifluoromethane	0.300
Ethyl benzene	0.300
Methylene chloride	1.70 – 3.00
Styrene	0.300
Tetrachloroethene	0.300
Toluene	0.300
Trichloroethene	0.300
Vinyl acetate	1.50
Vinyl chloride	0.300
Xylene	0.300
cis-1,2-Dichloroethene	0.300
cis-1,3-Dichloropropene	0.300
trans-1,2-Dichloroethene	0.300
trans-1,3-Dichloropropene	0.300

Notes:

<sup>a</sup>U.S. Environmental Protection Agency, 1986 (and updates), "Test Methods for Evaluating Solid Waste, Physical/Chemical Methods," SW-846, 3<sup>rd</sup> edition.

EPA = U.S. Environmental Protection Agency.

MDL = Method detection limit. The minimum concentration that can be measured and reported with 99% confidence that the analyte is greater than zero.

µg/L = Micrograms per liter.

Table 7-3  
Summary of Cadmium, Chromium, Nickel, and Uranium Results (EPA Method 6020<sup>a</sup>)  
Mixed Waste Landfill Groundwater Monitoring  
April and October 2014

Well ID	Analyte	Result (mg/L)	MDL (mg/L)	PQL (mg/L)	Trigger Level (mg/L)	Laboratory Qualifier <sup>b,c</sup>	Validation Qualifier <sup>b,d</sup>
<b>April 2014 Sampling Event</b>							
<b>MWL-BW2</b> 21-Apr-14	Cadmium	ND	0.00011	0.001	0.0025	U	--
	Chromium	ND	0.002	0.010	0.043	U	--
	Nickel	0.00092	0.0005	0.002	0.050	J	0.0028 U
	Uranium	0.00696	0.000067	0.0002	0.015	--	--
<b>MWL-BW2</b> 21-Apr-14 (Duplicate)	Cadmium	ND	0.00011	0.001	0.0025	U	--
	Chromium	ND	0.002	0.010	0.043	U	--
	Nickel	0.000973	0.0005	0.002	0.050	J	0.0028 U
	Uranium	0.007	0.000067	0.0002	0.015	--	--
<b>MWL-MW7</b> 22-Apr-14	Cadmium	ND	0.00011	0.001	0.0025	U	--
	Chromium	ND	0.002	0.010	0.043	U	--
	Nickel	0.000942	0.0005	0.002	0.050	J	--
	Uranium	0.00741	0.000067	0.0002	0.015	--	--
<b>MWL-MW8</b> 28-Apr-14	Cadmium	ND	0.00011	0.001	0.0025	U	--
	Chromium	ND	0.002	0.010	0.043	U	--
	Nickel	0.00173	0.0005	0.002	0.050	J	--
	Uranium	0.00839	0.000067	0.0002	0.015	--	--
<b>MWL-MW9</b> 23-Apr-14	Cadmium	ND	0.00011	0.001	0.0025	U	--
	Chromium	ND	0.002	0.010	0.043	U	--
	Nickel	0.000815	0.0005	0.002	0.050	J	--
	Uranium	0.00922	0.000067	0.0002	0.015	--	--

Refer to notes at end of table.

Table 7-3 (Concluded)  
Summary of Cadmium, Chromium, Nickel, and Uranium Results (EPA Method 6020<sup>a</sup>)  
Mixed Waste Landfill Groundwater Monitoring  
April and October 2014

Well ID	Analyte	Result (mg/L)	MDL (mg/L)	PQL (mg/L)	Trigger Level (mg/L)	Laboratory Qualifier <sup>b,c</sup>	Validation Qualifier <sup>b,d</sup>
<b>October 2014 Sampling Event</b>							
<b>MWL-BW2</b> 16-Oct-14	Cadmium	ND	0.00011	0.001	0.0025	U	--
	Chromium	ND	0.002	0.010	0.043	U	--
	Nickel	0.000914	0.0005	0.002	0.050	J	--
	Uranium	0.00759	0.000067	0.0002	0.015	--	--
<b>MWL-MW7</b> 17-Oct-14	Cadmium	ND	0.00011	0.001	0.0025	U	--
	Chromium	ND	0.002	0.010	0.043	U	--
	Nickel	0.000878	0.0005	0.002	0.050	J	--
	Uranium	0.00864	0.000067	0.0002	0.015	--	--
<b>MWL-MW7</b> 17-Oct-14 (Duplicate)	Cadmium	ND	0.00011	0.001	0.0025	U	--
	Chromium	ND	0.002	0.010	0.043	U	--
	Nickel	0.00084	0.0005	0.002	0.050	J	--
	Uranium	0.00863	0.000067	0.0002	0.015	--	--
<b>MWL-MW8</b> 21-Oct-14	Cadmium	ND	0.00011	0.001	0.0025	U	--
	Chromium	ND	0.002	0.010	0.043	U	--
	Nickel	0.000827	0.0005	0.002	0.050	J	--
	Uranium	0.00798	0.000067	0.0002	0.015	--	--
<b>MWL-MW9</b> 20-Oct-14	Cadmium	ND	0.00011	0.001	0.0025	U	--
	Chromium	ND	0.002	0.010	0.043	U	--
	Nickel	0.000777	0.0005	0.002	0.050	J	--
	Uranium	0.00973	0.000067	0.0002	0.015	--	--

Notes:

<sup>a</sup>U.S. Environmental Protection Agency, 1986 (and updates), "Test Methods for Evaluating Solid Waste, Physical/Chemical Methods," SW-846, 3<sup>rd</sup> edition.

<sup>b</sup>Laboratory/Validation Qualifiers - If cell is blank (--), then all quality control samples met acceptance criteria with respect to submitted samples.

<sup>c</sup>Laboratory Qualifiers:

J = Estimated value, the analyte concentration is below the PQL.

U = Analyte was not detected.

<sup>d</sup>Validation Qualifier

U = Analyte was reported as a detection by the laboratory but was qualified during data validation review as not detected due to laboratory contamination. The associated numerical value is the revised sample quantitation limit, in accordance with the data validation process.

EPA = U.S. Environmental Protection Agency.

ID = Identification.

MDL = Method detection limit. The minimum concentration or activity that can be measured and reported with 99% confidence that the analyte is greater than zero, analyte is matrix-specific.

mg/L = Milligrams per liter.

ND = Not detected (at MDL).

PQL = Practical quantitation limit. The lowest concentration of analytes in a sample that can be reliably determined within specified limits of precision and accuracy by the applicable method under routine laboratory operating conditions.

Table 7-4  
Summary of Gamma Spectroscopy, Gross Alpha, Gross Beta, Tritium, and Radon Results  
Mixed Waste Landfill Groundwater Monitoring  
April and October 2014

Well ID	Analyte	Result <sup>a</sup> (pCi/L)	Trigger Level	Laboratory Qualifier <sup>b</sup>	Validation Qualifier <sup>b</sup>	Analytical Method <sup>c</sup>
<b>April 2014 Sampling Event</b>						
<b>MWL-BW2</b> 21-Apr-14	Americium-241	4.12 ± 12.0	NE	U	BD	EPA 901.1
	Cesium-137	0.835 ± 2.88	NE	U	BD	EPA 901.1
	Cobalt-60	-0.22 ± 2.18	NE	U	BD	EPA 901.1
	Gross Alpha	3.93	15 pCi/L	NA	None	EPA 900.0
	Gross Beta <sup>d</sup>	12.2 ± 2.50	4 mrem/yr	--	--	EPA 900.0
	Tritium <sup>e</sup>	-11.4 ± 93.5	4 mrem/yr	U	BD	EPA 906.0 M
	Radon-222	416 ± 98.6	1000 pCi/L	--	--	SM7500 RnB
<b>MWL-BW2</b> (Duplicate) 21-Apr-14	Americium-241	-0.40 ± 17.8	NE	U	BD	EPA 901.1
	Cesium-137	-0.148 ± 17.8	NE	U	BD	EPA 901.1
	Cobalt-60	0.445 ± 1.77	NE	U	BD	EPA 901.1
	Gross Alpha	3.22	15 pCi/L	NA	None	EPA 900.0
	Gross Beta <sup>d</sup>	6.83 ± 1.62	4 mrem/yr	--	--	EPA 900.0
	Tritium <sup>e</sup>	-36.9 ± 94.3	4 mrem/yr	U	BD	EPA 906.0 M
	Radon-222	394 ± 94.1	1000 pCi/L	--	--	SM7500 RnB
<b>MWL-MW7</b> 22-Apr-14	Americium-241	2.30 ± 14.0	NE	U	BD	EPA 901.1
	Cesium-137	-0.186 ± 1.85	NE	U	BD	EPA 901.1
	Cobalt-60	-1.37 ± 2.01	NE	U	BD	EPA 901.1
	Gross Alpha	4.37	15 pCi/L	NA	None	EPA 900.0
	Gross Beta <sup>d</sup>	6.10 ± 1.49	4 mrem/yr	--	--	EPA 900.0
	Tritium <sup>e</sup>	-57.2 ± 93.1	4 mrem/yr	U	BD	EPA 906.0 M
	Radon-222	156 ± 50.2	1000 pCi/L	--	J	SM7500 RnB
<b>MWL-MW8</b> 28-Apr-14	Americium-241	2.56 ± 8.68	NE	U	BD	EPA 901.1
	Cesium-137	-0.465 ± 2.65	NE	U	BD	EPA 901.1
	Cobalt-60	-1.68 ± 2.84	NE	U	BD	EPA 901.1
	Gross Alpha	4.98	15 pCi/L	NA	None	EPA 900.0
	Gross Beta <sup>d</sup>	4.46 ± 1.25	4 mrem/yr	--	--	EPA 900.0
	Tritium <sup>e</sup>	-13.5 ± 99.5	4 mrem/yr	U	BD	EPA 906.0 M
	Radon-222	167 ± 55.6	1000 pCi/L	--	J	SM7500 RnB

Refer to notes at end of table.

Table 7-4 (Continued)  
Summary of Gamma Spectroscopy, Gross Alpha, Gross Beta, Tritium, and Radon Results  
Mixed Waste Landfill Groundwater Monitoring  
April and October 2014

Well ID	Analyte	Result <sup>a</sup> (pCi/L)	Trigger Level	Laboratory Qualifier <sup>b</sup>	Validation Qualifier <sup>b</sup>	Analytical Method <sup>c</sup>
<b>April 2014 Sampling Event (Continued)</b>						
<b>MWL-MW9</b> 23-Apr-14	Americium-241	1.53 ± 13.0	NE	U	BD	EPA 901.1
	Cesium-137	1.64 ± 1.95	NE	U	BD	EPA 901.1
	Cobalt-60	-0.466 ± 2.15	NE	U	BD	EPA 901.1
	Gross Alpha	2.99	15 pCi/L	NA	None	EPA 900.0
	Gross Beta <sup>d</sup>	8.01 ± 1.99	4 mrem/yr	--	--	EPA 900.0
	Tritium <sup>e</sup>	64.1 ± 98.7	4 mrem/yr	U	BD	EPA 906.0 M
	Radon-222	375 ± 90.6	1000 pCi/L	--	--	SM7500 RnB

Refer to notes at end of table.

Table 7-4 (Continued)  
Summary of Gamma Spectroscopy, Gross Alpha, Gross Beta, Tritium, and Radon Results  
Mixed Waste Landfill Groundwater Monitoring  
April and October 2014

Well ID	Analyte	Result <sup>a</sup> (pCi/L)	Trigger Level	Laboratory Qualifier <sup>b</sup>	Validation Qualifier <sup>b</sup>	Analytical Method <sup>c</sup>
<b>October 2014 Sampling Event</b>						
<b>MWL-BW2</b> 16-Oct-14	Americium-241	6.07 ± 6.76	NE	U	BD	EPA 901.1
	Cesium-137	1.21 ± 1.63	NE	U	BD	EPA 901.1
	Cobalt-60	0.499 ± 2.26	NE	U	BD	EPA 901.1
	Gross Alpha	1.23	15 pCi/L	NA	None	EPA 900.0
	Gross Beta <sup>d</sup>	5.55 ± 1.32	4 mrem/yr	--	J	EPA 900.0
	Tritium <sup>e</sup>	-21.6 ± 72.7	4 mrem/yr	U	BD	EPA 906.0 M
	Radon-222	427 ± 119	1000 pCi/L	--	--	SM7500 RnB
<b>MWL-MW7</b> 17-Oct-14	Americium-241	4.45 ± 6.58	NE	U	BD	EPA 901.1
	Cesium-137	1.31 ± 1.87	NE	U	BD	EPA 901.1
	Cobalt-60	-1.29 ± 2.50	NE	U	BD	EPA 901.1
	Gross Alpha	0.85	15 pCi/L	NA	None	EPA 900.0
	Gross Beta <sup>d</sup>	5.30 ± 1.23	4 mrem/yr	--	J	EPA 900.0
	Tritium <sup>e</sup>	-9.94 ± 73.9	4 mrem/yr	U	BD	EPA 906.0 M
	Radon-222	156 ± 62.6	1000 pCi/L	--	J	SM7500 RnB
<b>MWL-MW7</b> (Duplicate) 17-Oct-14	Americium-241	2.40 ± 19.6	NE	U	BD	EPA 901.1
	Cesium-137	1.13 ± 2.08	NE	U	BD	EPA 901.1
	Cobalt-60	2.52 ± 2.62	NE	U	BD	EPA 901.1
	Gross Alpha	-0.10	15 pCi/L	NA	None	EPA 900.0
	Gross Beta <sup>d</sup>	7.42 ± 1.56	4 mrem/yr	--	J	EPA 900.0
	Tritium <sup>e</sup>	3.05 ± 75.8	4 mrem/yr	U	BD	EPA 906.0 M
	Radon-222	110 ± 55.8	1000 pCi/L	--	J	SM7500 RnB
<b>MWL-MW7</b> (Resample) 29-Oct-14	Radon-222	135 ± 56.4	1000 pCi/L	--	J	SM7500 RnB
<b>MWL-MW7</b> (Resample Duplicate) 29-Oct-14	Radon-222	192 ± 66.0	1000 pCi/L	--	J	SM7500 RnB

Refer to notes at end of table.

Table 7-4 (Concluded)  
Summary of Gamma Spectroscopy, Gross Alpha, Gross Beta, Tritium, and Radon Results  
Mixed Waste Landfill Groundwater Monitoring  
April and October 2014

Well ID	Analyte	Result <sup>a</sup> (pCi/L)	Trigger Level	Laboratory Qualifier <sup>b</sup>	Validation Qualifier <sup>b</sup>	Analytical Method <sup>c</sup>
MWL-MW8 21-Oct-14	Americium-241	10.6 ± 7.92	NE	U	BD	EPA 901.1
	Cesium-137	1.17 ± 1.82	NE	U	BD	EPA 901.1
	Cobalt-60	-3.11 ± 2.63	NE	U	BD	EPA 901.1
	Gross Alpha	2.97	15 pCi/L	NA	None	EPA 900.0
	Gross Beta <sup>d</sup>	6.15 ± 1.43	4 mrem/yr	--	J	EPA 900.0
	Tritium <sup>e</sup>	-24.7 ± 71.3	4 mrem/yr	U	BD	EPA 906.0 M
	Radon-222	122 ± 53.0	1000 pCi/L	--	J	SM7500 RnB
MWL-MW9 21-Oct-14	Americium-241	12.3 ± 13.6	NE	U	BD	EPA 901.1
	Cesium-137	-3.01 ± 4.22	NE	U	BD	EPA 901.1
	Cobalt-60	-0.908 ± 1.99	NE	U	BD	EPA 901.1
	Gross Alpha	4.38	15 pCi/L	NA	None	EPA 900.0
	Gross Beta <sup>d</sup>	7.16 ± 1.55	4 mrem/yr	--	J	EPA 900.0
	Tritium <sup>e</sup>	7.26 ± 76.3	4 mrem/yr	U	BD	EPA 906.0 M
	Radon-222	290 ± 88.8	1000 pCi/L	--	--	SM7500 RnB

Notes:

<sup>a</sup>Gross alpha activity measurements were corrected by subtracting the total uranium activity from the total gross alpha result (40 Code of Federal Regulations Parts 9, 141, and 142, Table I-4). Negative numbers indicate the sample count or result was less than the instrument background; result is below the minimum detectable activity.

<sup>b</sup>If cell is blank (--), then all quality control samples met acceptance criteria with respect to submitted samples. Qualifiers "BD" "J" and "U" see below.

<sup>c</sup>Analytical Methods EPA 900.0, EPA 900.6, and EPA 906.0 -- U.S. Environmental Protection Agency, 1980, "Prescribed Procedures for Measurement of Radioactivity in Drinking Water," EPA-600/4-80-032, U.S. Environmental Protection Agency, Cincinnati, Ohio.

Analytical Method SM7500 RnB -- American Public Health Association, American Water Works Association, and Water Environment Federation, 1988, "Standard Methods for the Examination of Water and Wastewater," 7500-Rn B Method, 20th Edition, published jointly by American Public Health Association, American Water Works Association, and Water Environment Federation, Washington, D.C., 1988.

<sup>d</sup>Refer to Section 7.2.1 for an explanation of the gross beta trigger level.

<sup>e</sup>The approximate equivalent activity for the 4 mrem/yr tritium trigger level is 20,000 pCi/ L.

BD = Below detectable activity as used in radiochemistry to identify results that are not statistically different from zero.

EPA = U.S. Environmental Protection Agency.

ID = Identification.

J = The associated value is an estimated quantity.

mrem/yr = Millirem per year.

NA = Not applicable.

NE = Not established.

None = No data validation for corrected gross alpha activity.

pCi/L = Picocuries per liter.

U = Analyte was not detected.



Table 7-5  
Summary of Field Water Quality Measurements<sup>a</sup>  
Mixed Waste Landfill Groundwater Monitoring  
April/June and October 2014

Well ID/ Sample Date	Temperature (°C)	SC (µmhos/cm)	ORP (mV)	pH	Turbidity (NTU)	DO (% Sat)	DO (mg/L)
<b>April 2014 Sampling Event</b>							
MWL-BW2	22.44	695.7	110.0	7.41	0.20	11.0	0.95
MWL-MW7	23.88	594.4	246.0	7.66	0.26	74.6	6.24
MWL-MW8	18.35	528.1	202.7	7.66	0.23	40.0	3.70
MWL-MW9	23.97	589.9	120.0	7.55	0.41	20.0	1.72
<b>June 2014 Resampling Event</b>							
MWL-MW8	26.35	644.1	276.4	7.54	0.25	40.4	3.25
<b>October 2014 Sampling Event</b>							
MWL-BW2	20.93	707.3	192.1	7.12	0.22	11.1	0.98
MWL-MW7	20.94	585.8	327.2	7.37	0.26	69.7	6.19
MWL-MW7 (resample)	19.17	571.4	37.2	7.58	0.32	73.5	6.65
MWL-MW8	19.17	571.4	37.2	7.58	0.32	73.5	6.65
MWL-MW9	21.42	604.4	275.0	7.43	0.37	35.6	3.14

Notes:

<sup>a</sup>Field measurements collected prior to sampling.

°C = Degrees Celsius.

% Sat = Percent saturation.

ID = Identification.

DO = Dissolved oxygen.

mg/L = Milligrams per liter.

µmhos/cm = Micromhos per centimeter.

mV = Millivolts.

NTU = Nephelometric turbidity units.

ORP = Oxidation-reduction potential.

pH = Potential of hydrogen (negative logarithm of the hydrogen ion concentration).

SC = Specific Conductance.

gross beta activity is significantly different than natural background beta activity). If there are indications of radiological anomalies, additional analysis may be required to identify the specific radionuclide that is causing the anomalous beta activity. Once the specific radionuclide is identified, the corresponding dose to a human receptor can be determined and compared to the trigger of 4 millirem per year. Additional analysis based on elevated gross alpha or gross beta screening results would only be required if the results are not explained by the other radionuclide-specific results. If performed, the new radioisotope results would then be further evaluated and the corresponding dose determined and compared to the trigger of 4 millirem per year. For these reasons, a direct comparison of gross beta results to the LTMP trigger level is not possible. However, the screening and evaluation process ensures that if radiological contamination is present, it will be detected, evaluated, and appropriate follow up actions will be taken. As part of the groundwater data evaluation process, a Sandia radiological SME reviews and evaluates all MWL radiological groundwater monitoring results to determine if further sampling and analysis is warranted.

*First Semi-Annual Sampling Event – April 17-28, 2014 & Follow-up VOC Sampling at MWL-MW8 – June 30, 2014*

No VOCs other than PCE and TCE were detected in environmental samples above laboratory MDLs. In the April 2014 MWL-MW8 sample PCE and TCE were reported at concentrations of 0.450 µg/L and 0.380 µg/L, respectively. These very low, estimated concentrations are below the associated LTMMMP trigger level of 2.50 micrograms per liter (µg/L). To confirm the detections, monitoring well MWL-MW8 was resampled for VOCs in June 2014. PCE was reported in the MWL-MW8 environmental resample and duplicate resample at concentrations of 0.370 µg/L and 0.390 µg/L, respectively. TCE was not detected in the June resamples. All VOC detections from April and June were qualified by the laboratory as estimated concentrations (i.e., “J” qualified) because the results were between the laboratory MDL and PQL of 0.300 and 1.00 µg/L, respectively.

Cadmium and chromium were not detected above the associated MDLs. Nickel was detected in all samples at concentrations ranging from 0.000815 milligrams per liter (mg/L) at MWL-MW9 to 0.00173 mg/L at MWL-MW8. Uranium concentrations ranged from 0.00696 mg/L at MWL-BW2 to 0.00922 mg/L at MWL-MW9. All results are consistent with historical MWL groundwater monitoring results and are below LTMMMP trigger levels.

MWL environmental samples were screened for gamma-emitting radionuclides, gross alpha activity, gross beta activity, tritium, and radon-222. There were no detections of gamma-emitting radionuclides (as determined by gamma spectroscopy) or tritium (as determined by liquid scintillation counting). Negative results in Table 7-4 indicate the sample result was lower than the instrument background (i.e., below the instrument detection limit). Radon-222 was detected in all samples, with activities ranging from 156 picocuries per liter (pCi/L) at MWL-MW7 to 416 pCi/L at MWL-BW2. All radiological results were reviewed by a Sandia radiological SME to screen for potential indications of radiological contamination; there were no indications of radiological anomalies in the groundwater sample results. Results are consistent with historical results and below LTMMMP trigger levels.

*Second Semi-Annual Sampling Event – October 16-29, 2014*

No VOCs were detected in environmental samples above laboratory MDLs.

Cadmium and chromium were not detected above the associated MDLs. Nickel was detected in all samples at concentrations ranging from 0.000777 mg/L at MWL-MW9 to 0.000914 mg/L at MWL-BW2. Uranium concentrations ranged from 0.00759 mg/L at MWL-BW2 to 0.00973 mg/L at MWL-MW9. All results are consistent with historical MWL groundwater monitoring results and below LTMMMP trigger levels.

MWL groundwater samples were screened for gamma-emitting radionuclides, gross alpha activity, gross beta activity, tritium, and radon-222. Resampling of MWL-MW7 for radon-222 on October 29, 2014 was performed due to a holding time issue with the October 17, 2014 equipment blank sample. There were no detections of gamma-emitting radionuclides (as determined by gamma spectroscopy) or tritium (as determined by liquid scintillation counting). Radon-222 was detected in all samples, with activities ranging from 110 pCi/L at MWL-MW7 (October 17, 2014 duplicate) to 427 pCi/L at MWL-BW2. All radiological results were reviewed

by a Sandia radiological SME to screen for potential indications of radiological contamination; there were no indications of radiological anomalies in the groundwater sample results. Results are consistent with historical results and below LTMMMP trigger levels.

## 7.2.2 Field Quality Control Sample Results

Table 7-6 summarizes results of duplicate sample analyses and the calculated RPD values between the environmental-duplicate sample pair results for the April, June, and October 2014 data sets. Calculated RPDs for detected constituents show good agreement (i.e., RPD values < 20 for organics and < 35 for metals) for all sampling events. A discussion of equipment, field, and trip blank results for the April/June and October sampling events is provided below.

Table 7-6  
Summary of Duplicate Sample Results  
Mixed Waste Landfill Groundwater Monitoring  
April/June and October 2014

Well ID/Parameter	Environmental Sample (R <sub>1</sub> )	Duplicate Sample (R <sub>2</sub> )	RPD <sup>a</sup>
<b>April Sampling Event</b>			
<b>MWL-BW2</b>			
Uranium (mg/L)	0.00696	0.007	1
<b>June Resampling Event</b>			
<b>MWL-MW8</b>			
Tetrachloroethene (µg/L)	0.370	0.390	5
<b>October Sampling Event</b>			
<b>MWL-MW7</b>			
Nickel (mg/L)	0.000878	0.00084	4
Uranium (mg/L)	0.00864	0.00863	< 1

Notes:

<sup>a</sup>RPD = Relative percent difference is calculated with the following equation and rounded to the nearest whole number.

$$RPD = \frac{|R_1 - R_2|}{[(R_1 + R_2) / 2]} \times 100$$

where: R<sub>1</sub> = Environmental sample result.

R<sub>2</sub> = Duplicate sample result.

ID = Identification.

µg/L = Microgram(s) per liter.

mg/L = Milligram(s) per liter.

### First Semi-Annual Sampling Event – April 17-28, 2014 & Follow-up VOC Sampling at MWL-MW8 – June 30, 2014

Equipment blank samples were collected prior to sampling MWL-BW2 in April and prior to resampling of MWL-MW8 in June. The samples were analyzed for all constituents. Bromodichloromethane, chloroform, dibromochloromethane, nickel, and toluene were detected above laboratory MDLs. No corrective action was necessary for bromodichloromethane, chloroform, dibromochloromethane, or toluene since these compounds were not detected in the environmental samples. Bromodichloromethane, chloroform, dibromochloromethane are a by-product of the DI water purification process (i.e., chlorination) and are routinely detected in equipment blank samples at very low concentrations. Toluene is a common laboratory

contaminant. Nickel was detected in the equipment blank sample associated with MWL-BW2. The nickel concentrations for the MWL-BW2 environmental and duplicate samples were less than five times the reported concentration for the equipment blank sample. Therefore, nickel qualified as not detected during data validation for both environmental and duplicate environmental samples.

The field blank collected at ERFO during the decontamination process and the four field blanks collected at the monitoring well locations during April all showed detections of bromodichloromethane and chloroform above laboratory MDLs. Dibromochloromethane was detected in the field blank samples collected at ERFO after equipment decontamination and at the MWL-MW9 location. No corrective action was required since these compounds were not detected in associated environmental samples. No VOCs were detected in the June field blank sample.

No VOCs were detected in the seven trip blank samples associated with the April and June sampling event.

#### Second Semi-Annual Sampling Event – October 16-29, 2014

Equipment blank samples were collected on October 16 and October 28 prior to sampling and resampling of MWL-MW7. The equipment blank samples collected on October 16 were analyzed for all constituents. Bromodichloromethane, chloroform, and dibromochloromethane were detected above laboratory MDLs. No corrective action was necessary since these compounds were not detected in associated MWL-MW7 environmental-duplicate sample pair and they are a by-product of the DI water purification process. The equipment blank collected on October 28 was analyzed for radon-222 only to replicate the analysis of the environmental-duplicate sample pair for radon-222 only. Radon-222 was not detected in the equipment blank.

The field blank collected at ERFO during the decontamination process and the four field blanks collected at the monitoring wells all showed detections of acetone, bromodichloromethane, chloroform, and dibromochloromethane. No corrective action was required since these compounds were not detected in associated environmental samples. Acetone is a common laboratory contaminant and the other compounds are a by-product of the DI water purification process.

No VOCs were detected in the five trip blank samples associated with the October sampling event.

### 7.2.3 Data Quality

Field QC sample results met the sampling DQOs and validated the adequacy of the field sampling procedures and protocol. Internal laboratory QC samples were analyzed concurrently with all environmental samples in accordance with laboratory procedures and EPA methods. These samples included laboratory control samples, method blanks, matrix spike and matrix spike duplicate samples, surrogate spike samples, and replicate samples. The results were used to evaluate potential contamination associated with the laboratory analytical process and to determine the accuracy and precision of the analytical methods. All chemical data were

reviewed and qualified in accordance with SNL/NM AOP 00-03, "Data Validation Procedure for Chemical and Radiochemical Data" (SNL/NM June 2014a).

Based upon the data validation and review criteria, all analytical data were determined to be technically defensible. Reported QC sample results were in compliance with analytical method and laboratory procedure requirements. Data Validation Reports and Contract Verification Review forms are provided in Annex E.

#### 7.2.4 Variances and Non-Conformances

No variances, non-conformances, or project-specific issues were identified during the April/June and October 2014 semi-annual groundwater sampling events.

### 7.3 Hydrogeologic Assessment

A detailed conceptual site model is provided in the MWL Phase 2 RCRA Facility Investigation Report (Peace et al. 2002) and the Mixed Waste Landfill Groundwater Report, 1990 through 2001, Sandia National Laboratories, Albuquerque, New Mexico (Goering et al. 2002). An update to the conceptual site model integrating the findings from the four monitoring wells installed in 2008 is presented in the Mixed Waste Landfill Annual Groundwater Monitoring Report, Calendar Year 2009 (SNL/NM June 2010) and the Annual Groundwater Monitoring Report, Calendar Year 2012 (SNL/NM June 2013).

The upper surface of the regional aquifer at the MWL is contained within the interfingering, unconsolidated, fine-grained alluvial-fan deposits of the Santa Fe Group. The more transmissive, coarser-grained Ancestral Rio Grande sediments underlie the fine-grained alluvial deposits beneath the MWL. The depth to water is approximately 500 feet bgs and groundwater flows generally westward, away from the Manzanita Mountains and towards the Rio Grande. Several water-supply wells operated by KAFB and the Albuquerque Bernalillo County Water Utility Authority have profoundly modified the natural groundwater flow regime near the MWL by creating a trough in the water table in the western and northern portions of KAFB. As a result, water levels at the MWL have continued to decline since monitoring began in 1990.

Since 2009, the rate of groundwater elevation decline in all wells except MWL-MW4 has been relatively slow and constant, and less than 2 feet overall. The rate of groundwater elevation decline in the upper screen interval of MWL-MW4 has stabilized since April 2010. Recharge from infiltration of direct precipitation at the MWL is negligible due to high evapotranspiration, low precipitation, the thick sequence of unsaturated Santa Fe Group deposits above the water table. Groundwater recharge of the regional aquifer occurs by the infiltration of precipitation in the Manzanita Mountains located approximately 5 miles to the east.

Figure 7-2 shows the October 2014 potentiometric surface of the regional aquifer beneath the MWL. Groundwater flows towards the west and northwest. Measured orthogonally from the potentiometric surface contours, the horizontal gradient for October 2014 ranges from 0.03 to 0.08 feet per foot. Groundwater velocities in the alluvial-fan sediments were calculated using the current potentiometric surface gradient, the average hydraulic conductivity obtained from the

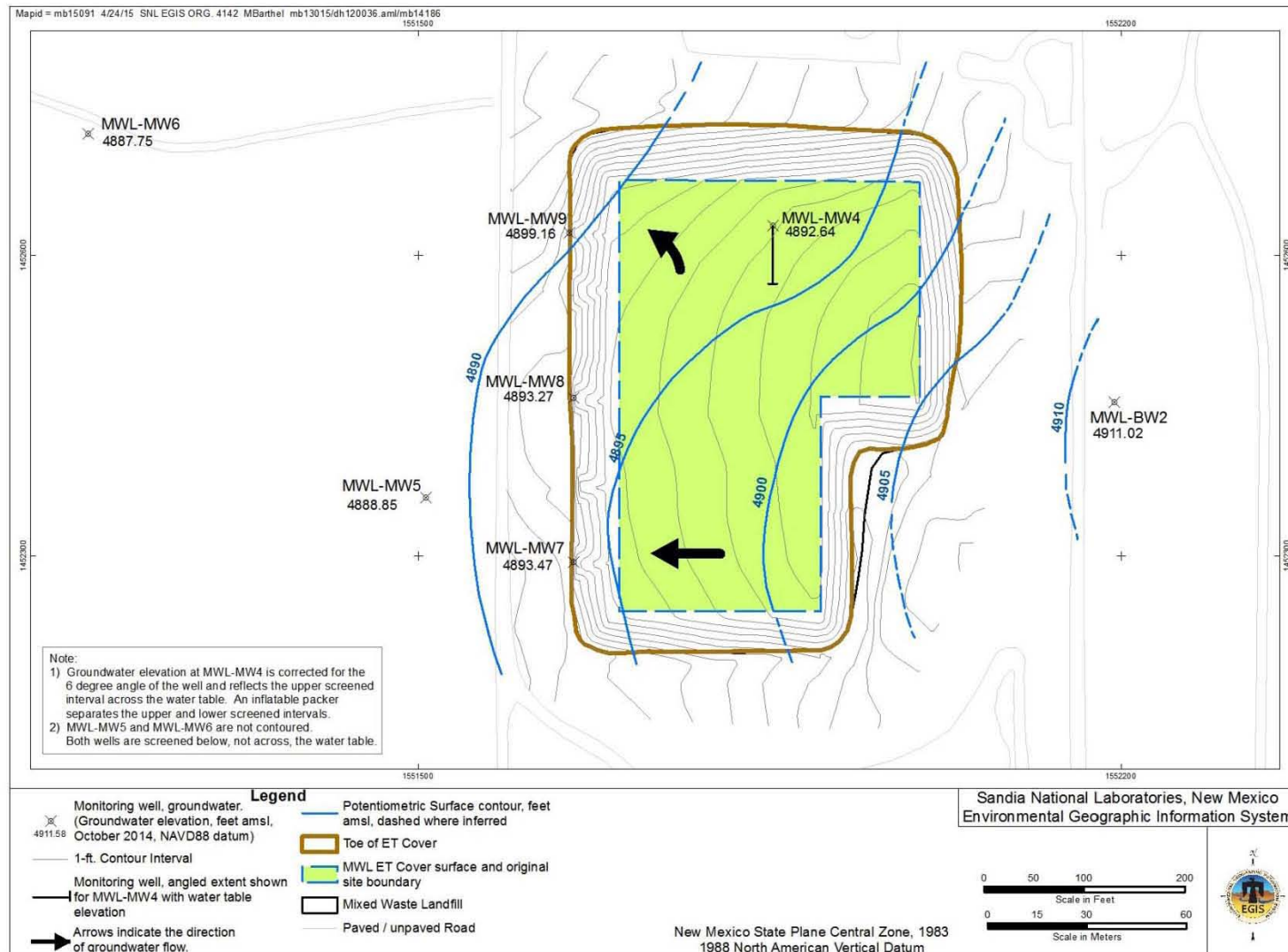


Figure 7-2  
Localized Potentiometric Surface of the Basin Fill Aquifer at the Mixed Waste Landfill, October 2014

slug testing of four monitoring wells, and an effective porosity of 25 percent. The calculated groundwater velocity ranges from 0.02 to 0.06 feet per day. This is equivalent to  $5.4 \times 10^{-6}$  to  $1.34 \times 10^{-5}$  centimeters per second. The average groundwater velocity is 0.04 feet per day (equivalent to  $9.4 \times 10^{-6}$  centimeters per second). These very low values are consistent with previous estimates for horizontal groundwater flow at the water table in the MWL vicinity.

## **8.0 BIOTA MONITORING RESULTS**

This chapter presents biota monitoring activities (i.e., sampling and analysis), analytical results, and data evaluation in accordance with the LTMMMP, Sections 3.6 and 5.2.2, and Appendix F (SNL/NM March 2012). The monitoring objective is to provide data to evaluate biotic mobilization of contaminants (i.e., metals and radionuclides) from the subsurface to surface. Sampling of surface soil from animal burrows and ant hills is performed, as well as sampling of potentially deep-rooted vegetation if present. Biota monitoring field activities are described in Section 8.1, analytical laboratory results and a discussion of data quality are presented in Section 8.2, and data evaluation and a comparison of results to monitoring trigger levels are presented in Section 8.3. A summary of biota monitoring activities and results is provided in Section 11.1.

### **8.1 Biota Monitoring Field Activities**

One annual sampling event was conducted during the April 1, 2014 through March 31, 2015 reporting period fulfilling the LTMMMP annual monitoring requirement. The biota sampling locations were identified during the growing season ET Cover Biology Inspection performed on August 14, 2014. The sampling locations are shown in Figure 8-1 and consist of two ant hills (MWL AHSS-01 and MWL AHSS-02), two animal burrows (MWL ABSS-01 and MWL ABSS-02), and one potentially deep-rooted plant (MWL PDRV-01). Locations were selected by the staff biologist during the August 14, 2014 Biology Inspection. The largest, most active ant hills and small animal burrows were selected for surface soil sampling. Only one potentially deep-rooted plant (juvenile fourwing saltbush) was identified. Sampling of these locations was conducted on August 21, 2014. One of the coolers containing samples for locations MWL AHSS-01, MWL ABSS-01, and MWL ABSS-02, arrived at the analytical laboratory out of temperature specifications for mercury. These locations were resampled for mercury on August 27, 2014. The gamma spectroscopy results were reviewed by a Sandia radiological SME and documented in a data evaluation memo. This memo and biota monitoring AR/COC forms are provided in Annex B.

#### **8.1.1 Field Quality Control**

In accordance with the Tritium and Biota SAP (MWL LTMMMP Appendix G, Table G-4.2-1), only one field QC sample (duplicate sample) is required per group of twenty environmental samples collected. Since the biota and tritium monitoring were performed together and the total number of samples was less than 20, the duplicate sample for this sampling event was collected at MWL TS-2NE (a tritium surface soil sample discussed in Section 4.1.1).

#### **8.1.2 Waste Management**

Waste generated during sampling activities included PPE, such as gloves, and decontamination wipes. Analytical data collected from the sampling event was used to characterize the waste as non-hazardous; it was managed as solid waste.





Figure 8-1  
Mixed Waste Landfill Biota Sampling Locations

## **8.2 Laboratory Results**

Biota samples were submitted to GEL for analyses. Samples were analyzed in accordance with applicable EPA analytical methods. Metals results that are above the laboratory MDL but below the PQL are qualified as estimated values by the laboratory and designated with a “J” qualifier. Gamma spectroscopy analytical results that are below the MDA are qualified with a “U” and are designated as “not detected.” Both laboratory and data validation qualifiers are included in the data tables presented in this section. Analytical laboratory reports, including certificates of analyses, analytical methods, sample results, dates of analyses, results of QC analyses, and data validation reports are filed in the SNL/NM Record Center.

### **8.2.1 Environmental Sample Results**

Table 8-1 summarizes metal results and Table 8-2 summarizes gamma spectroscopy results. NMED-approved background concentrations and activities (Dinwiddie September 1997) and LTMMMP trigger levels are included in Tables 8-1 and 8-2 for comparison.

All metals results are at or below the respective NMED-approved background concentrations. All cadmium, selenium, and silver results were non-detects or estimated concentrations near the MDL.

All gamma spectroscopy radionuclide results were below the respective NMED-approved background activities. Many results were non-detections, including all results for the vegetation sample MWL- PDRV-01.

### **8.2.2 Field Quality Control Sample Results**

As discussed in Section 4.2.2, an environmental-duplicate sample pair was collected at location MWL TS-2NE. The tritium result was qualified as undetected during data validation; therefore, an RPD value between the environmental and duplicate sample was not calculated.

### **8.2.3 Data Quality**

Internal laboratory QC samples were analyzed concurrently with all environmental samples in accordance with laboratory procedures and EPA methods. These included laboratory control samples, method blanks, and matrix spike samples (matrix spike duplicate samples also included in the metals analysis). The results were used to evaluate potential contamination associated with the laboratory analytical process and to determine the accuracy and precision of the analytical methods. All radiochemical data were reviewed and qualified in accordance with SNL/NM Administrative Operating Procedure (AOP) AOP 00-03, “Data Validation Procedure for Chemical and Radiochemical Data” (SNL/NM June 2014a). Data Validation Reports and Contract Verification Review forms are provided in Annex B.

Table 8-1  
Summary of Metals Results (EPA Method 6020/7470<sup>a</sup>)  
Mixed Waste Landfill Biota Monitoring  
August 2014

Sample Location	Parameter	NMED Background <sup>b</sup> (mg/kg)	Result (mg/kg)	Trigger Level <sup>b</sup> (mg/kg)	Laboratory Qualifier <sup>c,d</sup>	Validation Qualifier <sup>c,e</sup>
<b>MWL AHSS-01</b> 21-Aug-14 and 27-Aug-14 for mercury only	Arsenic	5.6	4.14	17.7	--	--
	Barium	130	74.4	100,000	N	J
	Beryllium	0.65	0.364	2,260	J	--
	Cadmium	<1	ND (0.0956)	897	--	--
	Chromium	17.3	6.12	63.1	--	--
	Cobalt	5.2	2.58	20,500	--	--
	Copper	15.4	5.50	45,400	--	--
	Lead	21.4	6.08	800	--	--
	Mercury	<0.25	0.00636	73.6	J	J
	Nickel	11.5	5.26	22,500	--	--
	Selenium	<1	ND (0.478)	5,680	U	--
	Silver	<1	0.141	5,680	J	0.535U, B
	Vanadium	20.4	15.9	5,680	--	--
	Zinc	62	17.7	100,000	--	--
<b>MWL AHSS-02</b> 21-Aug-14	Arsenic	5.6	3.43	17.7	--	--
	Barium	130	66.1	100,000	N	J
	Beryllium	0.65	0.328	2,260	J	--
	Cadmium	<1	ND (0.0988)	897	U	--
	Chromium	17.3	4.90	63.1	--	--
	Cobalt	5.2	2.14	20,500	--	--
	Copper	15.4	4.96	45,400	--	--
	Lead	21.4	5.57	800	--	--
	Mercury	<0.25	0.00716	73.6	J	--
	Nickel	11.5	4.55	22,500	--	--
	Selenium	<1	1.02	5,680	J	5.2U, B
	Silver	<1	ND (0.0988)	5,680	U	--
	Vanadium	20.4	13.7	5,680	--	--
	Zinc	62	15.9	100,000	--	--
<b>MWL ABSS-01</b> 21-Aug-14 and 27-Aug-14 for mercury only	Arsenic	5.6	4.27	17.7	--	--
	Barium	130	75.9	100,000	N	J
	Beryllium	0.65	0.390	2,260	J	--
	Cadmium	<1	ND (0.0893)	897	U	--
	Chromium	17.3	6.37	63.1	--	--
	Cobalt	5.2	2.89	20,500	--	--
	Copper	15.4	5.86	45,400	--	--
	Lead	21.4	7.29	800	--	--
	Mercury	<0.25	0.0163	73.6	--	J
	Nickel	11.5	5.72	22,500	--	--
	Selenium	<1	ND (0.446)	5,680	U	--
	Silver	<1	ND (0.0893)	5,680	U	--
	Vanadium	20.4	16.6	5,680	--	--
	Zinc	62	18.4	100,000	--	--

Refer to notes at end of table.

Table 8-1 (Concluded)  
Summary of Metals Results (EPA Method 6020/7470<sup>a</sup>)  
Mixed Waste Landfill Biota Monitoring  
August 2014

Sample Location	Parameter	NMED Background <sup>b</sup> (mg/kg)	Result (mg/kg)	Trigger Level (mg/kg)	Laboratory Qualifier <sup>c,d</sup>	Validation Qualifier <sup>c,e</sup>
<b>MWL ABSS-02</b> 21-Aug-14 and 27-Aug-14 for mercury only	Arsenic	5.6	4.57	17.7	--	--
	Barium	130	79.7	100,000	N	J
	Beryllium	0.65	0.454	2,260	J	--
	Cadmium	<1	0.0948	897	J	--
	Chromium	17.3	8.48	63.1	--	--
	Cobalt	5.2	3.50	20,500	--	--
	Copper	15.4	6.87	45,400	--	--
	Lead	21.4	9.63	800	--	--
	Mercury	<0.25	0.0141	73.6	--	J
	Nickel	11.5	6.79	22,500	--	--
	Selenium	<1	ND (0.465)	5,680	U	--
	Silver	<1	0.133	5,680	J	0.535U, B
	Vanadium	20.4	20.4	5,680	--	--
	Zinc	62	23.4	100,000	--	--

Notes:

<sup>a</sup>U.S. Environmental Protection Agency, 1986 (and updates), "Test Methods for Evaluating Solid Waste, Physical/Chemical Methods," SW-846, 3<sup>rd</sup> edition.

<sup>b</sup>Dinwiddie September 1997, Letter from R.S. Dinwiddie (NMED) to M.J. Zamorski (DOE), "Request for Supplemental Information: Background Concentrations Report, SNL/KAFB," dated September 24, 1997.

<sup>c</sup>If cell is blank (--), then all quality control samples met acceptance criteria with respect to submitted samples.

<sup>d</sup>Laboratory qualifiers:

J = Estimated value.

N = Result for the associated matrix spike had low recovery.

U = Analyte was not detected.

<sup>e</sup>Validation qualifiers:

B = The laboratory method blank was contaminated at a concentration greater than the MDL.

J = Value is estimated due to poor replicate precision (mercury results) or low matrix spike recovery (barium results).

U = The analyte was reported as a detection by the laboratory but was qualified during data validation review as not detected due to laboratory contamination. The associated numerical value is the revised sample quantitation limit, in accordance with the data validation process.

DOE = U.S. Department of Energy

EPA = U.S. Environmental Protection Agency.

MDL = Method detection limit.

mg/kg = Milligram(s) per kilogram.

N = Result for the associated matrix spike had low recovery.

ND = Not detected above the MDL, shown in parentheses.

NMED = New Mexico Environment Department.

Table 8-2  
Summary of Gamma Spectroscopy Results (EPA Method 901.1<sup>a</sup>)  
Mixed Waste Landfill Biota Monitoring  
August 2014

Sample Location	Parameter	Result (pCi/g)	NMED Background <sup>b</sup> (pCi/g)	Laboratory Qualifier <sup>c</sup>	Validation Qualifier <sup>c</sup>
MWL AHSS-01	Cesium-137	0.0465 ± 0.0334	1.5	--	J
	Cobalt-60	0.00719 ± 0.0201	NA	U	BD
	Radium-226	0.695 ± 0.104	2.7	--	--
	Thorium-232 <sup>b</sup>	0.841 ± 0.0874	1.5	--	--
	Uranium-235	0.0646 ± 0.151	0.18	U	BD
	Uranium-238	0.577 ± 1.24	2.3	U	BD
MWL AHSS-02	Cesium-137	0.0949 ± 0.0229	1.5	--	--
	Cobalt-60	0.0086 ± 0.016	NA	U	BD
	Radium-226	0.681 ± 0.0879	2.7	--	--
	Thorium-232 <sup>d</sup>	0.858 ± 0.0966	1.5	--	--
	Uranium-235	0.0744 ± 0.0978	0.18	U	BD
	Uranium-238	0.708 ± 0.456	2.3	--	J
MWL ABSS-01	Cesium-137	0.0992 ± 0.0254	1.5	--	--
	Cobalt-60	0.00526 ± 0.0169	NA	U	BD
	Radium-226	0.772 ± 0.100	2.7	--	--
	Thorium-232 <sup>d</sup>	0.858 ± 0.0924	1.5	--	--
	Uranium-235	0.0434 ± 0.132	0.18	U	BD
	Uranium-238	0.440 ± 1.56	2.3	U	BD
MWL ABSS-02	Cesium-137	0.173 ± 0.0392	1.5	--	--
	Cobalt-60	0.00301 ± 0.0217	NA	U	BD
	Radium-226	0.761 ± 0.0973	2.7	--	--
	Thorium-232 <sup>d</sup>	1.02 ± 0.0999	1.5	--	--
	Uranium-235	0.0351 ± 0.100	0.18	U	BD
	Uranium-238	1.16 ± 1.26	2.3	X	R
MWL PDRV-01	Cesium-137	-0.00542 ± 0.0136	NA	U	BD
	Cobalt-60	0.0188 ± 0.0169	NA	U	BD
	Radium-226	0.0112 ± 0.0287	NA	U	BD
	Thorium-232 <sup>d</sup>	-0.00803 ± 0.0228	NA	U	BD
	Uranium-235	0.00297 ± 0.0718	NA	U	BD
	Uranium-238	0.452 ± 0.507	NA	U	BD

Notes:

<sup>a</sup>U.S. Environmental Protection Agency, 1986 (and updates), "Test Methods for Evaluating Solid Waste, Physical/Chemical Methods," SW-846, 3<sup>rd</sup> edition.

<sup>b</sup>Dinwiddie September 1997, Letter from R.S. Dinwiddie (NMED) to M.J. Zamorski (DOE), "Request for Supplemental Information: Background Concentrations Report, SNL/KAFB," dated September 24, 1997. Cobalt-60 is not naturally occurring; therefore, it does not have a listed background activity. There are no established background activities for vegetation.

<sup>c</sup>If cell is blank (--), then all quality control samples met acceptance criteria with respect to submitted samples. Qualifiers "BD" "J" "R" "U" and "X" see below.

<sup>d</sup>Thorium-232 activity is quantified and reported using the daughter isotope Lead-212 results.

ABSS = Animal burrow soil sample.

AHSS = Ant hill soil sample.

BD = Result is below the MDA.

DOE = U.S. Department of Energy.

J = The associated value is an estimated quantity.

MDA = Minimum detectable activity.

NA = Not applicable.

NMED = New Mexico Environment Department.

pCi/g = Picocuries per gram.

PDRV = Perennial deep-rooted vegetation sample.

R = Result is not valid, peak could not be identified.

U = Analyte was not detected.

X = Analytical result is not valid due to peak not meeting identification criteria.

Based upon the data validation and review criteria, all analytical data were determined to be technical defensible. Reported QC samples results were in compliance with analytical method and laboratory procedure requirements.

### **8.3 Data Evaluation and Monitoring Trigger Level**

Trigger levels for metals in surface soil samples collected at animal burrows and/or ant hills are specified in the MWL LTMMP, Table 5.2.2-1 and included in Table 8-1. No surface soil metals results exceeded the trigger levels.

There are no trigger levels established for radionuclides. In accordance with the LTMMP Section 5.2.2.2, the gamma spectroscopy results are compared with NMED-approved background activity levels (Dinwiddie September 1997) for comparison only. There are no established background activities for vegetation. All radionuclide results for surface soil samples collected at animal burrows and ant hills were below the NMED-approved background activity levels. All vegetation radionuclide results were non-detections.

**This page intentionally left blank.**

## **9.0 INSPECTION, MAINTENANCE, AND REPAIR RESULTS**

This chapter presents a summary of inspection, maintenance, and repair activities in accordance with requirements in MWL LTMM Section 4.0 and Appendix I, MWL Long-Term Monitoring Inspection Checklists/Forms (SNL/NM March 2012). Inspection requirements are summarized in Table 2-2 of this Annual LTMM Report. Table 9-1 lists the date(s) each type of inspection was performed during the April 1, 2014 through March 31, 2015 reporting period. Inspection results are presented in the following sections and documented on the inspection forms/checklists called out in Table 9-1 and provided in Annex F. A summary of inspection activities and results is provided in Section 11.2.

### **9.1 Final Cover System**

The final cover system includes the ET Cover vegetation and ET Cover surface. ET Cover vegetation is inspected by an SNL/NM staff biologist and the results documented on the Biology Inspection Form/Checklist for the MWL Cover. The ET Cover surface is also inspected by a field technician together with the storm-water diversion structures, security fence, and survey monuments, and results documented on the MWL Cover Inspection Checklist/Form.

#### **9.1.1 Biology Inspection**

Two ET Cover Biology Inspections were performed by the staff biologist during the reporting period (Table 9-1). Based upon results from the inspection conducted in August 2014 (i.e., the growing season inspection), it was determined that the three criteria for successful revegetation described in MWL LTMM Section 4.1 had been met. Since the criteria were met, this determination changed the required inspection frequency of cover vegetation inspection to an annual basis, during the growing season (i.e., August-September). The next ET Cover Biology Inspection will be performed in August-September 2015. The results of the inspections are provided below.

##### *May 15, 2014 – Quarterly Inspection*

The approximate foliar coverage on the ET Cover and side slopes was 52 percent, with 95 percent of this coverage composed of native vegetation. The foliar coverage is dominated by native grasses, with James' galleta (native grass species) comprising approximately 45 percent of the total foliar coverage. There were no contiguous areas without vegetation exceeding 200 square feet in size.

One juvenile fourwing saltbush plant was identified growing on the ET Cover. This shrub species is capable of developing deep root systems, so its location was noted for biota sampling in accordance with MWL LTMM Section 3.6.2. This small shrub was removed on August 21, 2014 during the annual biota sampling event (described in Section 8.1). No other plants capable of developing deep root systems were observed.



Table 9-1  
Inspection Frequency and Dates Performed  
Mixed Waste Landfill  
April 2014 – March 2015 Reporting Period

Inspection Type	Frequency	Form/Checklist	Date Performed
ET Cover Biology Inspection	Quarterly (through August 2014 then, annually) <sup>a</sup>	Biology Inspection Checklist/Form	May 15, 2014
			August 14, 2014
ET Cover Surface Inspection	Quarterly	Cover Inspection Checklist/Form	May 21, 2014
			August 4, 2014
			December 3, 2014
			February 16, 2015
Storm-Water Diversion Structure Inspection	Quarterly	Cover Inspection Checklist/Form	May 21, 2014
			August 4, 2014
			December 3, 2014
			February 16, 2015
Soil-Vapor Monitoring Network Inspection	Semiannually	Soil-Vapor Monitoring Network Checklist/Form	September 11, 2014
			October 22, 2014
Groundwater Monitoring Network Inspection	Semiannually	Groundwater Monitoring Network Checklist/Form	April 21, 2014
			October 16, 2014
Soil-Moisture Monitoring Network Inspection	Semiannually	Soil-Moisture Monitoring Network Checklist/Form	April 15, 2014
			October 16, 2014
Security Fence Inspection	Quarterly	Cover Inspection Checklist/Form	May 21, 2014
			August 4, 2014
			December 3, 2014
			February 16, 2015

Notes:

<sup>a</sup>Transition from quarterly to annual inspection frequency based upon meeting successful revegetation criteria as determined by the staff biologist during the August 2014 growing season inspection.

ET = Evapotranspirative.

Several (less than 12) ant hills/burrows and approximately 25 small mammal burrows with a diameter less than 4 inches were observed and noted. None of the burrows appeared to be created by a species capable of burrowing 6 feet or greater, and most appeared to be test burrows (temporary, abandoned burrows). Small animal burrows were located across the cover surface and side slopes, especially the northern side slope and side slopes at the southwestern corner. Ant hills were located predominantly on the side slopes or on cover surface near the side slopes. No action or repairs were required.

#### August 14, 2014 – Inspection

The approximate foliar coverage on the ET Cover and side slopes was very similar to the May inspection. Total foliar coverage was the same; approximately 52 percent, with 99 percent of this coverage composed of native vegetation. James' galleta comprised approximately 42 percent of the total foliar coverage. There were no contiguous areas without vegetation exceeding 200 square feet in size.

No plants capable of developing deep root systems were identified other than the juvenile fourwing saltbush plant discussed above in the May inspection results.

Nine ant hills/burrows were identified, mostly on or near the side slopes. Seven small mammal burrows with diameters less than 4 inches were noted, near or on the northern and southern side slopes. None of the burrows appeared to be created by a species capable of burrowing 6 feet or greater. No action or repairs were required.

### 9.1.2 ET Cover System/Surface Inspection

Four ET Cover surface inspections were performed by a field technician during the reporting period fulfilling the LTMMMP quarterly inspection requirement (Table 9-1). No inspection parameters required follow-up actions.

### 9.1.3 ET Cover Supplemental Watering and Maintenance

The MWL LTMMMP addresses all cover maintenance and supplemental watering activities from the completion of the ET Cover in September 2009 through 2011. Supplemental watering and cover maintenance activities performed in 2012 through March 31, 2014 are summarized in the MWL Annual LTMM Report, January – March 2014 (SNL/NM June 2014b). Maintenance performed in response to the ET Cover Surface and Physical Controls Inspections, if required, is discussed separately in sections 9.1.2, 9.2, and 9.6. Routine ET Cover maintenance and supplemental watering performed from April 1, 2014 through March 31, 2015 to facilitate the healthy growth and establishment of mature native grasses is discussed below.

Supplemental watering was conducted during the reporting period at the direction of the staff biologist to augment natural precipitation and facilitate the healthy growth and establishment of the native grasses. Water was applied using the temporary irrigation system installed on top of the ET Cover surface in 2011 (SNL/NM March 2012, Appendix B) in accordance with LTMMMP conditions (SNL/NM March 2012, Section 4.2.3). For each watering event, the equivalent of a 0.5-inch rain event was applied to the ET Cover and side slopes over a period of approximately 6 to 7 hours. All 2014 supplemental watering activities are summarized below. No supplemental watering activities were performed from January 1 through March 31, 2015.

Supplemental Watering & Natural Precipitation for Calendar Year 2014		
Supplemental Watering Date	Supplemental Water Applied <sup>a</sup> (inches)	Supplemental Water + Natural Precipitation <sup>b</sup> (inches)
May 22 and 29, 2014	1.0	2.5 + 7.48 = <b>9.98</b>
June 5, 2014	0.5	
October 16 and 28, 2014	1.0	

<sup>a</sup>Supplemental water was applied over the ET Cover area using a temporary, above-ground sprinkler system. The volume of water used was tracked and converted to “inches of precipitation” for the ET Cover surface area.

<sup>b</sup>Natural precipitation determined from the SNL/NM Meteorological Monitoring Program.

ET = Evapotranspirative.

SNL/NM = Sandia National Laboratories, New Mexico.

Maintenance activities performed on the MWL ET Cover during the April 1, 2014 through March 31, 2015 reporting period are summarized below. Most of the maintenance effort involved clearing the perimeter fence of windblown tumbleweeds and to ensure that mature, deep-rooted Russian thistle plants did not establish on the ET Cover in accordance with the

NMED conditions of approval for the Corrective Measures Implementation Plan (Bearzi December 2008). All work was done by hand (except herbicide application to the staging areas) and no vehicle traffic was allowed on the ET Cover. The number of live, annual weedy species growing on the cover during the 2014 growing season was relatively small, and has declined considerably since ET Cover installation in 2009.

March 31 - April 4, 2014

Dead weedy vegetation was removed from the MWL ET Cover and perimeter fence. This maintenance activity primarily removed loose tumbleweeds that had blown into the area and accumulated along the fence line. Approximately 60 cubic yards of highly compressed weeds were removed from the site.

June 3 – 4, 2014

Live and dead weedy vegetation was removed from the MWL ET Cover, perimeter fence, and surrounding ET cover perimeter area (including the storm-water diversion features). The majority of this maintenance activity involved clearing tumbleweeds from the perimeter fence; there were very few live weedy species present on the ET Cover. Approximately 30 cubic yards of lightly compressed weeds were removed from the site.

August 18 – 28, 2014

Loose and dead weedy vegetation was removed by hand from the MWL ET Cover, perimeter fence, and surrounding ET Cover perimeter area, including the storm-water diversion features. Growing, live non-native grass species were also removed by hand from the ET Cover and perimeter area to approximately 10 feet outside the perimeter fence. The post-emergent herbicide Strike 3<sup>®</sup> from Winfield Solutions was applied to the North and South Staging Areas (i.e., graveled staging areas outside the perimeter fence) to prevent additional tumbleweed growth. Approximately 10 cubic yards of highly compressed weeds were removed from the site.

October 29 – 30, 2014

Live and dead weedy vegetation was removed by hand from the MWL ET Cover, perimeter fence, and ET Cover perimeter area, including the storm-water diversion features. Growing, live non-native grass species were also removed by hand from the ET Cover and perimeter area to approximately 10 feet outside the perimeter fence. Approximately 9 cubic yards of highly compressed weeds were removed from the site.

March 4 – 5, 2015

Live and dead weedy vegetation was removed by hand from the MWL ET Cover, perimeter fence, and ET Cover perimeter area, including the storm-water diversion features. Growing, live non-native grass species were also removed by hand from the ET Cover, the western perimeter

area between the fence and road, and a 10-foot buffer area outside the fence. The pre-emergent herbicide Payload<sup>®</sup> from Valent was applied to the North and South Staging Areas (i.e., graveled staging areas outside the perimeter fence) to prevent additional tumbleweed growth. Approximately 15 cubic yards of highly compressed weeds were removed from the site.

## **9.2 Storm-Water Diversion Structure Inspection**

Storm-water diversion structure inspections were combined with the quarterly ET Cover System/Surface Inspections during the reporting period, fulfilling the LTMMMP quarterly inspection requirement (Table 9-1). These inspections addressed the storm-water diversion swale on the north, east, and south sides of the ET Cover (just outside the toe of the cover side slope) and were documented on the same Cover Inspection Checklist/Form. No inspection parameters required follow-up actions; however, windblown weeds were removed from the swale during ET Cover weed removal events described in Section 9.1.3 as a best management practice.

## **9.3 Soil-Vapor Monitoring Network Inspection**

Soil vapor monitoring network inspections were performed in conjunction with two soil-vapor monitoring events conducted during the reporting period, fulfilling the LTMMMP semiannual inspection requirement (Table 9-1). No inspection parameters required follow-up actions.

## **9.4 Soil-Moisture Monitoring Network Inspection**

Two inspections of the soil-moisture monitoring network were performed during the reporting period fulfilling the LTMMMP semiannual inspection requirement (Table 9-1). The results of the semiannual inspections are provided below.

### *April 15, 2014 – Semiannual Inspection*

The protective casings and bollards for MWL-VZ-1, MWL-VZ-2, and MWL-VZ-3 needed repainting. The protective casings and bollards at all three monitoring locations were repainted on April 21, 2014. No other inspection parameters required action.

### *October 16, 2014 – Semiannual Inspection*

The locks at MWL-VZ-1, MWL-VZ-2, and MWL-VZ-3 were not functioning properly and were replaced during the inspection. No other inspection parameters required action.

## **9.5 Groundwater Monitoring Well Network Inspection**

Inspections of the groundwater monitoring well network were performed in conjunction with two groundwater monitoring events conducted during the reporting period fulfilling the LTMMMP

semiannual inspection requirement (Table 9-1). No inspection parameters required follow-up actions.

Passive soil-vapor venting devices (BaroBalls™) were installed on the four compliance groundwater monitoring wells (MWL-BW2, MWL-MW7, MWL-MW8, and MWL-MW9) on February 2, 2015. These devices were installed on the wells after a review of the September 2014 soil-vapor monitoring results (low ppbv VOC concentrations at 400 feet bgs). The groundwater monitoring wells have a large screen interval above the water table that could provide a conduit for VOC soil-vapor migration into the monitoring well. BaroBall™ devices were installed as a best management practice to minimize the potential impact of VOC soil vapor on groundwater within the monitoring wells. They are designed to facilitate the upward movement and venting to the atmosphere of soil vapor in the monitoring well, and prevent downward movement from barometric pressure (i.e., barometric pumping during periods of high pressure in the atmosphere). This same technology has been successfully applied at the Chemical Waste Landfill since the late 1990s.

## **9.6 Security Fence Inspection**

Perimeter security fence inspections were combined with the four quarterly ET Cover System/Surface Inspections during the reporting period fulfilling the LTMMMP quarterly inspection requirement (Table 9-1). The inspections of the security fence, access controls (gates, locks, signs), and survey monuments were documented on the Cover Inspection Checklist/Form. Results of the quarterly inspections are provided below.

### May 21, 2014 – Quarterly Inspection

Accumulation of wind-blown plant debris was identified on the security fence. The plant debris was removed from the security fence on June 4, 2014. No other inspection parameters required action.

### August 4, 2014 – Quarterly Inspection

Accumulation of wind-blown plant debris was identified on the security fence. The plant debris was removed on August 27, 2014. The top barbed wire strand on the security fence in the east dog-leg area had been severed and was loose. It was repaired by the field technician performing the inspection on the day of the inspection. No other inspection parameters required action.

### December 3, 2014 – Quarterly Inspection

No inspection parameters required action.

February 16, 2015 – Quarterly Inspection

Accumulation of wind-blown plant debris was identified on the security fence. The plant debris was removed on March 5, 2015. Survey monuments were not visible due to excessive weed growth. Weeds were cleared around the monuments on March 5, 2015. No other inspection parameters required action.

**This page intentionally left blank.**

## **10.0 REGULATORY ACTIVITIES**

On January 8, 2014, the NMED approved the MWL LTMMMP (Blaine January 2014). DOE and Sandia regulatory submittals (January 2014 through March 2015) are summarized in Chapter 1. Regulatory activities at the MWL that occurred prior to and during the April 2014 through March 2015 reporting period are summarized in this Section. There were no Permit modification requests during the reporting period related to changing the LTMMMP.

### **10.1 MWL Regulatory Submittals**

This section addresses MWL regulatory submittals associated with implementation of the LTMMMP (Section 10.1.1), MWL regulatory submittals that occurred during this reporting period associated with LTMMMP requirements (Section 10.1.2), and other MWL regulatory submittals that occurred during this reporting period (Section 10.1.3).

#### **10.1.1 LTMMMP Implementation Regulatory Submittals**

After NMED approval of the LTMMMP on January 8, 2014 (Blaine January 2014), DOE and Sandia submitted two documents related to installation of three multi-port FLUTe™ soil-vapor monitoring wells. The first document was the installation work plan, submitted to NMED on January 15, 2014 (SNL/NM January 2014). The installation work plan was approved by NMED on February 14, 2014 (Blaine February 2014) and the drilling and installation field work was completed in July 2014. DOE and Sandia submitted the installation report on September 10, 2014 (SNL/NM September 2014) and NMED approved the report on September 25, 2014 (Kieling September 2014).

#### **10.1.2 LTMMMP Regulatory Submittals**

On June 18, 2014, DOE and Sandia submitted the MWL LTMM Report (reporting period January 2014-March 2014) for the first reporting period of January 8, 2014 through March 31, 2014, under the LTMMMP (SNL/NM June 2014c). The NMED approved the LTMM Report on August 6, 2014 (Kieling August 2014).

On July 9, 2014, DOE and Sandia submitted three updated reference documents cited in the LTMMMP in accordance with requirements of the Soil-Vapor and Groundwater Sampling and Analysis Plans (Appendices D and F) of the LTMMMP (Todd July 2014). Revisions included updates to keep the reference documents current and to reflect ongoing modifications and improvements in industry practices. The revised reference documents became effective on June 16, 2014.

On February 18, 2015, DOE and Sandia submitted five updated reference documents cited in the LTMMMP in accordance with requirements of the Groundwater Sampling and Analysis Plan (Appendix F) of the LTMMMP (Todd February 2015a). Revisions included updates to keep the



reference documents current and to reflect ongoing modifications and improvements in industry practices. The revised reference documents became effective on January 23, 2015.

### 10.1.3 Other MWL Regulatory Submittals

As stated in Table 2-1, groundwater wells MWL-MW4, MWL-MW5, and MWL-MW6 were retained for monitoring groundwater elevation only. During annual groundwater monitoring conducted in January and February 2013, unfiltered metals results in the groundwater sample from well MWL-MW4 were anomalously elevated. All of the unfiltered sample results for chromium, cobalt, copper, iron, and nickel were historic maximum concentrations for well MWL-MW4, which has been monitored since 1993. On May 20, 2014, DOE and Sandia submitted a report to NMED documenting the results and providing recommendations for follow-up work (Todd May 2014). The suspected source of the elevated metals concentrations in the samples was corrosion by-products from the dedicated stainless steel sampling pump, which was required in well MWL-MW4 due to the unique well configuration. MWL-MW4 is angled 6 degrees from vertical and has two screens that require an inflatable packer in the well to isolate the screen intervals. On July 24, 2014, the NMED provided recommendations to DOE/Sandia for pumping/purging and sampling to remove sediment and corrosion particles from groundwater monitoring well MWL-MW4 (Kieling July 2014).

From September 8 through September 29, 2014, pumping and sampling of MWL-MW4 was conducted to remove sediment and corrosion particles from the well in accordance with the NMED recommendations (Kieling July 2014). The pumping and sampling results included decreasing trends of field turbidity measurements and unfiltered metals analytical results that were all much lower than the anomalous 2013 unfiltered results. On December 16, 2014 the packer and dedicated stainless steel sampling pump were removed from the well and inspected. The visual inspection of the pump provided conclusive evidence of substantial corrosion capable of causing elevated, anomalous metals results in groundwater samples – a source within the well. A photograph of the pump after removal is provided in Figure 10-1. The September and December 2014 field work and results were documented in a report submitted to NMED (Todd February 2015b) that was approved by NMED on March 10, 2015 (Kieling March 2015).

## 10.2 Class 3 Permit Modification Request for Corrective Action Complete With Controls for the Mixed Waste Landfill

DOE and Sandia requested a Certification of Completion for the MWL in accordance with Section VII.D.6 of the Consent Order on September 25, 2014 (Beausoleil September 2014). On October 8, 2014, NMED determined that all LTMMP monitoring systems are deployed for long-term controls and issued the Certificate of Completion (Cobrain October 2014).



Figure 10-1  
Photograph of Stainless Steel Sampling Pump Removed from  
Mixed Waste Landfill Groundwater Well MWL-MW4 on December 16, 2014

DOE and Sandia submitted a request dated October 17, 2014 to NMED for a Class 3 Permit Modification for Corrective Action Complete with Controls at the MWL (Beausoleil October 2014). The request and associated legal notice initiated the DOE and Sandia 60-day public comment period that ended on January 5, 2015. Activities associated with this Class 3 Permit Modification request included:

- Delivery to NMED of one printed copy and one copy in electronic format of an eight-volume set of documents titled Justification for Class 3 Permit Modification for Corrective Action Complete with Controls, Solid Waste Management Unit 76, Mixed Waste Landfill (SNL/NM October 2014),
- Delivery of two printed sets of the eight-volume justification binders to the University of New Mexico Zimmerman Library for the SNL/NM public reading room, and
- Hosting a public meeting/poster session on November 18, 2014 in Albuquerque, New Mexico at the Manzano Mesa Multigenerational Center.

After DOE and Sandia completed their public comment period on January 5, 2015, NMED initiated a 60-day public comment period that started on January 12, 2015 (Cobrain January 2015). On March 17, 2015 NMED extended this public comment period an additional 30 days, to April 13, 2015.

**This page intentionally left blank.**

## 11.0 SUMMARY AND CONCLUSIONS

This chapter presents a summary and conclusions of all MWL LTMMP monitoring, inspection, and maintenance/repair activities in this reporting period.

### 11.1 Monitoring Activities

All monitoring activities for the April 1, 2014 through March 31, 2015 reporting period were completed in accordance with LTMMP requirements. The results for each monitoring activity are summarized as follows.

#### Radon Monitoring

The radon air monitoring frequency is quarterly. During the first quarter monitoring event the result for the RN2 location was rejected due to the detector dislodging from the protective casing during the monitoring period. Quarterly average radon concentrations ranged from 0.4 to 0.9 pCi/L at monitoring locations RN1 through RN15, and average background radon concentrations at locations RN16 and RN17 ranged from 0.5 to 0.6 pCi/L. The trigger level applies data collected from detectors located along the perimeter fence, locations RN1 through RN10. All results for locations RN1 through RN10 were well below the trigger level of 4.0 pCi/L.

#### Tritium Surface Soil Monitoring

The tritium surface soil monitoring frequency is annual. Soil samples were collected on August 21, 2014. Samples were also collected on January 20, 2015 to address sample location issues and to obtain soil samples with higher moisture content. Tritium levels for the August 2014 samples were all non-detections, and for the January 2015 sampling event they were all detections, with activities ranging from 1,010 to 1,830 pCi/L. All values were well below the trigger level of 20,000 pCi/L.

#### Soil-Vapor Monitoring

The vadose zone soil-vapor monitoring frequency is semiannual. Installation of the three FLUTe™ multi-port soil-vapor monitoring wells was completed in July 2014, and the wells were ready for sampling in September 2014, (after 2 months to allow for vadose zone equilibration). For this reporting period only, semiannual sampling was performed in September and October 2014 to allow for two monitoring events to be included in this report. Future soil-vapor monitoring will be performed in April and October of each annual reporting period, consistent with groundwater and soil-moisture semiannual monitoring. A total of 31 compounds were detected above laboratory MDLs between the two sampling events. Results for PCE, TCE, and Total VOCs from the deepest port of wells MWL-SV03, MWL-SV04, and MWL-SV05 were below the 20 ppmv trigger level for PCE and TCE, and the 25 ppmv trigger level for total organics. The maximum concentrations detected for PCE and TCE at the 400 feet bgs sampling

ports were 0.400 ppmv and 0.290 ppmv, respectively. The maximum concentration for total organics was 0.87270 ppmv.

### Soil-Moisture Monitoring

The vadose zone soil-moisture monitoring frequency is semiannual. The trigger level for soil moisture applies to the shallow depth interval of 8.7 to 86.6 feet bgs at the three monitoring locations. The soil-moisture content by volume for this depth interval ranged from 1.5 to 4.8 percent, below the 23 percent soil-moisture content by volume trigger level.

### Groundwater Monitoring

The groundwater monitoring frequency is semiannual. No groundwater constituents were detected at concentrations exceeding trigger levels and the results are consistent with historical MWL groundwater monitoring results.

### Biota Monitoring

Biota monitoring frequency is annual. All results were below the trigger levels and radionuclide results were below background activities.

## **11.2 Inspections/Maintenance/Repairs Activities**

The ET Cover Biology Inspection was performed quarterly until the August 2014 growing season inspection when the staff biologist determined the ET Cover met LTMMMP successful revegetation criteria. This transitioned the Biology Inspection frequency to annual. No issues requiring maintenance or repairs were identified.

The ET Cover System inspection was performed quarterly. There were no issues identified.

The engineered storm-water drainage swale inspection was performed quarterly. There were no issues identified.

The soil-vapor monitoring network inspection was performed semiannually. There were no issues identified.

The soil-moisture monitoring network inspection was performed semiannually. The protective casings and bollards for MWL-VZ-1, MWL-VZ-2, and MWL-VZ-3 were repainted and the locks were replaced. The corrective actions were completed within 60 days of being identified. There were no other issues identified.

The groundwater monitoring network inspection was performed semiannually. There were no issues identified. Passive soil-vapor venting devices (i.e., BaroBalls™) were installed on groundwater monitoring wells MWL-BW2, MWL-MW7, MWL-MW8, and MWL-MW9 as a best

management practice on February 2, 2015 after a review of the September 2014 soil-vapor monitoring results that showed “ppbv” VOC soil-vapor concentrations at 400 feet bgs.

The perimeter security fence inspection which also includes access controls (i.e., gates, locks, signs), and survey monuments was performed quarterly. Accumulation of wind-blown plant debris was identified on the security fence in three of the inspections. A strand of barbed wire on the security fence was repaired during one inspection. Excessive weed growth was identified around the survey monuments during one of the inspections. All repairs were completed within 60 days of being identified. There were no other issues identified.

### **11.3 Regulatory Activities**

Regulatory activities during the April 2014 – March 2015 reporting period include submittal and NMED approval of a soil-vapor well installation report in September 2014; the MWL LTMM Report, January – March 2014; and two separate submittals of updated reference documents cited in the LTMMP in July 2014 and February 2015.

Other MWL regulatory submittals included a February 2015 report that presented sampling results and subsequent field work documenting corrosion of the dedicated stainless steel sampling pump in well MWL-MW4 as the cause of anomalous unfiltered metals results from the annual CY 2013 sampling event. This MWL-MW4 report was approved by NMED on March 10, 2015 (Kielling March 2015).

DOE and Sandia also requested a Class 3 Permit Modification for Corrective Action Complete with Controls for the MWL in October 2014, and held a public comment period and public meeting associated with the request.

### **11.4 Conclusions**

SNL/NM has performed and documented all required MWL LTMMP monitoring and inspection requirements. This first full-year Annual LTMM Report presents the monitoring, inspection, and repair activities and results for the April 1, 2014 through March 31, 2015 reporting period as required by the MWL LTMMP, Section 4.8.1. The monitoring and inspection results indicate the final remedy, which includes the ET Cover and related physical and institutional controls, is performing as designed. Site conditions continue to be protective of groundwater, human health and the environment.

**This page intentionally left blank.**

## 12.0 REFERENCES

American Public Health Association American Water Works Association, and Water Environment Federation, 1988. "Standard Methods for the Examination of Water and Wastewater," 7500-Rn B Method, 20<sup>th</sup> Edition, published jointly by American Public Health Association, American Water Works Association, and Water Environment Federation. Washington, D.C., 1998.

Bearzi, J.P. (New Mexico Environment Department), December 2008. Letter to K. Davis (U.S. Department of Energy NNSA/Sandia Site Office) and F.B. Nimick (Sandia National Laboratories/New Mexico), "Conditional Approval, Mixed Waste Landfill Corrective Measures Implementation Plan, November 2005, Sandia National Laboratories, EPA ID# NM5890110518, SNL-05-025," December 22, 2008.

Bearzi, J.P. (New Mexico Environment Department), October 2011. Letter to P. Wagner (U.S. Department of Energy NNSA/Sandia Site Office) and S. Andrew Orrell (Sandia National Laboratories/New Mexico), "Notice of Approval, Mixed Waste Landfill Corrective Measures Implementation Report, January 2010, Sandia National Laboratories, EPA ID# NM5890110518, SNL-10-005," October 14, 2011.

Beausoleil, G. L. (U.S. Department of Energy), September 2014. Letter to J.E. Kielling (New Mexico Environment Department Hazardous Waste Bureau), "Department of Energy/National Nuclear Security Administration Sandia Corporation Request for Certificate of Completion for the Mixed Waste Landfill at Sandia National Laboratories, New Mexico," September 25, 2014.

Beausoleil, G. L. (U.S. Department of Energy), October 2014. Letter to J.E. Kielling (New Mexico Environment Department Hazardous Waste Bureau), "Request for Class 3 Modification to Module IV of Hazardous Waste Permit for Sandia National Laboratories/New Mexico, EPA ID NM5890110518, New Mexico," October 17, 2014.

Blaine, T. (New Mexico Environment Department), January 2014. Letter to G.L. Beausoleil (U.S. Department of Energy NNSA/Sandia Site Office) and S. Andrew Orrell (Sandia National Laboratories/New Mexico), "Approval, Mixed Waste Landfill Long-Term Monitoring and Maintenance Plan, March 2012, Sandia National Laboratories, EPA ID# NM5890110518, HWB-SNL-12-007," January 8, 2014.

Blaine, T. (New Mexico Environment Department), February 2014. Letter to G. Beausoleil (U.S. Department of Energy NNSA/Sandia Site Office) and S.A. Orrell (Sandia National Laboratories, New Mexico), "Approval, Work Plan for the Installation of Three Soil-Vapor Monitoring Wells (MWL-SV03, MWL-SV04, and MWL-SV05) at the Mixed Waste Landfill, January 2014, Sandia National Laboratories, EPA ID# NM5890110518, HWB-SNL-14-001," February 14, 2014.



Cobrain, D. (New Mexico Environment Department), October 2014. Letter to G. Beausoleil (U.S. Department of Energy NNSA/Sandia Site Office) and S.A. Orrell (Sandia National Laboratories, New Mexico), "Certificate of Completion for the Mixed Waste Landfill, September 25, 2014, Sandia National Laboratories, EPA ID# NM5890110518, HWB-SNL-14-MISC," October 8, 2014.

Cobrain, D. (New Mexico Environment Department), January 2015. Letter to G. Beausoleil (U.S. Department of Energy NNSA/Sandia Site Office) and P.B. Davies (Sandia National Laboratories, New Mexico), "Notice of Public Comment Period for Proposed Determination of Corrective Action Complete With Controls for Sandia National Laboratories Mixed Waste Landfill, Sandia National Laboratories, EPA ID# NM5890110518, HWB-SNL-14-014," January 12, 2015.

Curry, R. (New Mexico Environment Department), May 2005. "Final Order, State of New Mexico Before the Secretary of the Environment in the Matter of Request for a Class 3 Permit Modification for Corrective Measures for the Mixed Waste Landfill, Sandia National Laboratories, Bernalillo County, New Mexico," EPA ID# 5890110518." May 26, 2005.

Dinwiddie, R.S. (New Mexico Environment Department), September 1997. Letter to M.J. Zamorski (U.S. Department of Energy), "Request for Supplemental Information: Background Concentrations Report, SNL/KAFB," September 24, 1997.

EPA, see U.S. Environmental Protection Agency.

Garcia, B.J. (New Mexico Environment Department Hazardous and Radioactive Materials Bureau), November 1998. Letter to M. Zamorski (U.S. Department of Energy Kirtland Area Office) and J. B. Woodard (Sandia Corporation), "Approval, SNL Background Study," November 25, 1998.

Goering, T.J., G.M. Haggerty, D. Van Hart, and J.L. Peace, December 2002. "Mixed Waste Landfill Groundwater Report, 1990 through 2001, Sandia National Laboratories, Albuquerque, New Mexico," SAND2002-4098, Sandia National Laboratories, Albuquerque, New Mexico.

Kieling, J.E. (New Mexico Environment Department), July 2014. Letter to G. Beausoleil (U.S. Department of Energy NNSA/Sandia Field Office) and P. Davies (Sandia National Laboratories, New Mexico), "Mixed Waste Landfill Groundwater Monitoring Report – Groundwater Monitoring Well MWL-MW4 – Calendar Year 2013, May 20, 2014, Sandia National Laboratories, EPA ID# NM5890110518, HWB-SNL-14-009," July 24, 2014.

Kieling, J.E. (New Mexico Environment Department), August 2014. Letter to G. Beausoleil (U.S. Department of Energy NNSA/Sandia Field Office) and M. Hazen (Sandia National Laboratories, New Mexico), "Approval, Mixed Waste Landfill Annual Long-Term Monitoring and Maintenance Report, January – March 2014, June 2014, Sandia National Laboratories, EPA ID# NM5890110518, HWB-SNL-14-010," August 6, 2014.

Kieling, J.E. (New Mexico Environment Department), September 2014. Letter to G. Beausoleil (U.S. Department of Energy NNSA/Sandia Field Office) and P.B. Davies (Sandia National Laboratories, New Mexico), "Approval, Installation of Three FLUTe™ Soil-Vapor Monitoring Wells (MWL-SV03, MWL-SV04, and MWL-SV05) at the Mixed Waste Landfill, September 2014, Sandia National Laboratories, EPA ID# NM5890110518, HWB-SNL-14-012," September 25, 2014.

Kieling, J.E. (New Mexico Environment Department), March 2015. Letter to G. Beausoleil (U.S. Department of Energy NNSA/Sandia Field Office) and P.B. Davies (Sandia National Laboratories, New Mexico), "Approval, Mixed Waste Landfill Groundwater Monitoring Report, Monitoring Well MWL-MW4 Metals Data, September 2014 Pumping and Sampling, January 2015, Sandia National Laboratories, EPA ID# NM5890110518, HWB-SNL-15-0104," March 10, 2015.

New Mexico Environment Department (NMED), April 2004. "Compliance Order on Consent Pursuant to the New Mexico Hazardous Waste Act § 74-4-10," prepared by the New Mexico Environment Department in the matter of Respondents U.S. Department of Energy and Sandia Corporation, Sandia National Laboratories, Bernalillo County, New Mexico, April 29, 2004.

New Mexico Environment Department (NMED), August 2005. Letter from J. Kieling (Manager, Permits Management Program) to P. Wagner (U.S. Department of Energy Sandia Site Office/NNSA) and P. Davies (Sandia National Laboratories/New Mexico), "Remedy Decision and Class 3 Permit Modification Request to Incorporate into RCRA Permit Corrective Measures for Mixed Waste Landfill (SWMU 76) Sandia National Laboratories EPA ID# NM5890110518 HWB-SNL-04-021," August 2, 2005.

New Mexico Environment Department (NMED), October 2009 and subsequent revisions. "Resource Conservation and Recovery Act, Post-Closure Care Permit, EPA ID No. NM5890110518, to the U.S. Department of Energy/Sandia Corporation, for the Sandia National Laboratories Chemical Waste Landfill," New Mexico Environment Department Hazardous Waste Bureau, Santa Fe, New Mexico, October 15, 2009. Revised November 7, 2013.

New Mexico Environment Department (NMED), January 2015. "Resource Conservation and Recovery Act Facility Operating Permit EPA ID Number NM5890110518 Issued to the US Department of Energy/Sandia Corporation for the Sandia National Laboratories Hazardous and Mixed Waste Treatment and Storage Units and Post-Closure Care of the Corrective Action Management Unit," January 27, 2015.

Peace, J.L., P.J. Knight, T.S. Ashton, and T.J. Goering, November 2004. "Vegetation Study in Support of the Design and Optimization of Vegetative Soil Covers, Sandia National Laboratories, Albuquerque, New Mexico," SAND2004-6144, Sandia National Laboratories, Albuquerque, New Mexico.

Peace, J.L., T.J. Goering, M.D. McVey, September 2002. "Report of the Mixed Waste Landfill Phase 2 RCRA Facility Investigation, Sandia National Laboratories, Albuquerque, New Mexico," SAND2002-2997, Sandia National Laboratories, Albuquerque, New Mexico.

Roberts, K., January 2015. "Final Permit Decision and Response to Comments on SNL Hazardous Waste Permit and Proposals to Grant Corrective Action Complete for 24 SWMUs and AOCs, Sandia National Laboratory, EPA ID Number NM5890110518, No. HWB-SNL-02-002," January 27, 2015.

Sandia National Laboratories/New Mexico (SNL/NM), November 2005. "Mixed Waste Landfill Corrective Measures Implementation Plan," Environmental Restoration Project, Sandia National Laboratories, Albuquerque, New Mexico.

Sandia National Laboratories/New Mexico (SNL/NM), January 2010, Revision 1. "Mixed Waste Landfill Corrective Measures Implementation Report," Environmental Restoration Project, Sandia National Laboratories, Albuquerque, New Mexico.

Sandia National Laboratories/New Mexico (SNL/NM), June 2010. "Mixed Waste Landfill Groundwater Monitoring Report, Calendar Year 2009," Sandia National Laboratories, Albuquerque, New Mexico, June 7, 2010.

Sandia National Laboratories/New Mexico (SNL/NM), March 2012. "Long-Term Monitoring and Maintenance Plan for the Mixed Waste Landfill," Environmental Restoration Operations, Sandia National Laboratories, Albuquerque, New Mexico.

Sandia National Laboratories/New Mexico (SNL/NM), June 2013. "Annual Groundwater Monitoring Report, Calendar Year 2012," Sandia National Laboratories, Albuquerque, New Mexico.

Sandia National Laboratories, New Mexico (SNL/NM), January 2014. "Work Plan for the Installation of Three Soil-Vapor Monitoring Wells (MWL-SV03, MWL-SV04, and MWL-SV05) at the Mixed Waste Landfill," Environmental Restoration Operations, Sandia National Laboratories, Albuquerque, New Mexico.

Sandia National Laboratories/New Mexico (SNL/NM), June 2014a. "Data Validation Procedure for Chemical and Radiochemical Data," AOP 00-03, Revision 4, Sample Management Office, Sandia National Laboratories, Albuquerque, New Mexico.

Sandia National Laboratories, New Mexico (SNL/NM), June 2014b. "Field Operating Procedure, Soil Vapor Monitoring, Revision 03," SNL/NM FOP 08-22, Long-Term Stewardship Department, Sandia National Laboratories, Albuquerque, New Mexico.

Sandia National Laboratories/New Mexico (SNL/NM), June 2014c. "Mixed Waste Landfill Annual Long-Term Monitoring and Maintenance Report, January – March 2014," Sandia National Laboratories, Albuquerque, New Mexico.

Sandia National Laboratories, New Mexico (SNL/NM), September 2014. "Installation of Three FLUTe™ Soil-Vapor Monitoring Wells (MWL-SV03, MWL-SV04, and MWL-SV05) at the Mixed Waste Landfill," Environmental Restoration Operations, Sandia National Laboratories, Albuquerque, New Mexico.

Sandia National Laboratories, New Mexico (SNL/NM), October 2014. "Justification for Class 3 Permit Modification, Corrective Action Complete With Controls, Solid Waste Management Unit 76 Mixed Waste Landfill, Volumes I through VIII," Environmental Restoration Operations, Sandia National Laboratories, Albuquerque, New Mexico.

Sullivan, R.M., and P.J. Knight, 1992. "Biological Assessment for the Sandia National Laboratories Coyote Canyon Test Complex, Kirtland Air Force Base, Albuquerque, New Mexico," Special Technical Report 1 (Contract AB4892), Physical Sciences Laboratory, Las Cruces, New Mexico.

Todd, J.W. (U.S. Department of Energy), May 2014. "Mixed Waste Landfill Groundwater Monitoring Report - Monitoring Well MWL -MW4 Metals Data – Calendar Year 2013," May 20, 2014.

Todd, J.W. (U.S. Department of Energy), July 2014. "Submittal of Updated Reference Documents Cited in the Mixed Waste Landfill Long-Term Monitoring and Maintenance Plan for Sandia National Laboratories/New Mexico, Environmental Protection Agency Identification Number NM 5890110518," July 9, 2014.

Todd, J.W. (U.S. Department of Energy), February 2015a. "Submittal of Updated Reference Documents Cited in the Mixed Waste Landfill Long-Term Monitoring and Maintenance Plan for Sandia National Laboratories/New Mexico, Environmental Protection Agency Identification Number NM 5890110518," February 18, 2015.

Todd, J.W. (U.S. Department of Energy), February 2015b. "Mixed Waste Landfill Groundwater Monitoring Report – Monitoring Well MWL-MW4 Metals Data – September 2014 Pumping and Sampling, January 2015," February 18, 2015.

U.S. Environmental Protection Agency (EPA), 1980. "Prescribed Procedures for Measurement of Radioactivity in Drinking Water," EPA-600/4-80-032, Center for Environmental Research Information, Office of Research and Development, U.S. Environmental Protection Agency, Cincinnati, Ohio.

U.S. Environmental Protection Agency (EPA), November 1986. "Test Methods for Evaluating Solid Waste," Third Edition, Update 3, SW-846, Office of Solid Waste and Emergency Response, U.S. Environmental Protection Agency, Washington, D.C.

U.S. Environmental Protection Agency (EPA), August 1993. "Module IV. Special Conditions Pursuant to the 1984 Hazardous and Solid Waste Amendments (HSWA) to RCRA for Sandia National Laboratories/New Mexico, EPA I.D. Number NM 5890880518," U.S. Environmental Protection Agency, Region VI, Dallas, Texas, August 26, 1993.

U.S. Environmental Protection Agency (EPA), January 1999. "Compendium of Methods for the Determination of Toxic Organic Compounds in Ambient Air, Second Edition, Compendium Method TO-15," Center for Environmental Research Information, Office of Research and Development, U.S. Environmental Protection Agency, Cincinnati, Ohio.

**This page intentionally left blank.**

**ANNEX A**

**Mixed Waste Landfill  
Radon Monitoring**

**January-December 2014**

**Data Evaluation Memos**

**Field Forms**

**Inspection Forms**

**MIXED WASTE LANDFILL**

**RADON MONITORING**

**January-March 2014 Monitoring Period**



date: June 26, 2014

to: Mike Mitchell (6234), Robert Ziock (4142), and Annemarie Rader (4143)

from: Mark Miller (41281), CHP

subject: Review of MWL Radon-in-Air Data – 1st Quarter 2014 (January – March 2014)

The purpose of this memo is to document my review of the radon-in-air monitoring data results for the 1<sup>st</sup> Quarter of Calendar Year 2014 relative to the data quality objectives (DQOs) in the MWL Long-Term Monitoring and Maintenance Plan (Appendix C), approved by the NMED on January 8, 2014. The radon-in-air monitoring measurements per the NMED-approved LTMMP are made by exposure of Radtrak® radon detectors manufactured by Landauer® Incorporated (or equivalent type detectors) which are exposed and exchanged quarterly (for year 1 and year 2) (January 13, 2014 – April 2, 2014 in this instance), per AR/COC #61440 and submitted to Landauer® Incorporated for analysis. With the exception of the anomalous reading observed for detector RN2 (discussed below), the results meets the LTMMP DQOs found in Appendix C, *Air Sampling and Analysis Plan for the Mixed Waste Landfill (...radon measurement procedures are consistent and can be used to establish radon emission trends. The DQO is to produce representative, accurate, defensible, and comparable analytical results to support the monitoring objective (i.e., provide radon emission data). This DQO will be accomplished through the implementation and use of standard operating procedures, analytical procedures/methods, quality assurance (QA) measures, quality control (QC) samples, and data evaluation protocols.*

During the routine exchange of radon Track Etch® dosimeters (i.e., detectors) on April 2, 2014, detector RN2 was discovered lying on the ground approximately 2 feet from its protective casing, which is secured to a perimeter fence post along the northern edge of the MWL. The detector was covered with dirt, was likely exposed to rain and blowing dust/soil, and the internal chip that is analyzed by the laboratory was warped and damaged. This detector was deployed on January 13, 2014 at the standard monitoring height of approximately 3-feet above the ground surface. When it fell to the ground is unknown. The field technician noted these conditions on the field collection log and sent the detector to the analytical laboratory for analysis. Based on an inspection performed after collection of the RN2 detector, faulty Velcro™ that secures the detector cup inside the protective casing was the reason this particular detector fell to the ground. Strong winds typical of this time of year also were a likely contributor to the situation. The result reported by the analytical laboratory for the RN2 detector was 10.6 pCi/L, and exceeded the 4 pCi/L MWL LTMMP trigger level.

Because of the conditions noted for this detector, the analytical result is not a valid, representative result and does not meet the DQOs as specified above. To provide a valid, representative result, the detector must remain approximately 3-feet above the ground surface and be protected from the weather (i.e., precipitation and wind) and surface soil by the protective casing. The RN2 detector was exposed on the ground surface for an undetermined period of time. Because the detector was submitted for laboratory analysis, the result should be logged into the data base with a notation that it is a rejected, non-valid result along with a brief note in the “comments” column explaining the conditions/reason for the data qualification.



Since this type of situation was not anticipated, I recommend that the field protocol for this monitoring be revised as follows:

- If this situation or something similar were to re-occur in the future, the project leader (Mike Mitchell), Robert Ziock (Air Monitoring Lead), and I should be notified and the detector should not be sent to the laboratory for analysis.
- Upon discovery, additional documentation would be “good practice” and include photographs of the detector as it was discovered.
- A “pre-deployment/exchange inspection” should be performed and documented to ensure the faulty Velcro™ or other potential manufacturer’s flaws are caught prior to deployment of the detectors. In addition, the integrity of the protective casing and the hardware that secures the protective casing to the fence post should also be inspected and repaired or replaced if appropriate.
- On a monthly basis, as time permits, the detectors should be visually inspected to make sure the detectors are in place. These monthly inspections can be documented on the deployment inspection form.

Recent radon results are available for the RN2 location. Radon-in-air monitoring at the MWL began in July 2013 in anticipation of NMED approval of the LTMMP. Data sets for July 18 – October 29, 2013 and October 29, 2013 through January 13, 2014 have been reviewed and the results for the RN2 location for both of these previous monitoring periods were “non-detects” (i.e., less than the 0.4 pCi/L laboratory detection limit). Consistent with the MWL LTMMP requirements, re-sampling is being performed as part of the monitoring for the next quarterly period, which began on April 2, 2014 when all the remaining MWL detectors were collected and new detectors were deployed. No other actions are required at this time.

Photographs of the Environmental Track Etch® detectors are provided below for your information. They look like an inverted plastic cup with a filter across the open face and are attached to a fence post as described earlier and shown below. This configuration helps to keep rain water, dust, and dirt away from the track etch chip where it could damage the chip or make the chip difficult for the lab to process.



#### Outdoor Use

For monitoring outdoors, the detector is fastened to the bottom of a clear plastic cup. The cup is then installed inside a protective canister that has been attached to a post or other location.



SMO 2012-ARCOC (4-2012)

CONTRACT LABORATORY  
ANALYSIS REQUEST AND CHAIN OF CUSTODY

AOP 95-16

Internal Lab

Page 1 of 2

Batch No. <u>MA</u>		SMO Use		AR/COC <b>615440</b>	
Project Name: MWL Radon monitoring		Date Samples Shipped: <u>4/10/14</u>		SMO Authorization: <u>[Signature]</u>	
Project/Task Manager: M Miller		Carrier/Waybill No. <u>213 815</u>		SMO Contact Phone: <u>Mark Miller/505.284.2107</u>	
Project/Task Number: 146422/10.11.08		Lab Contact: Landauer 800.528.8327		Send Report to SMO: <u>Rita Kavanaugh/505.284.2553</u>	
Service Order: CFO 378-14		Lab Destination: Landauer, INC.		Contract No.: Acct # 0410548	
Tech Area: TA3 MWL		Operational Site: TA3 MWL		Bill to: Sandia National Laboratories (Accounts Payable), P.O. Box 5800, MS-0154 Albuquerque, NM 87185-0154	
Building:		Room:		4° Celsius <input type="checkbox"/>	

Sample No.	Fraction	Sample Location Detail	Depth (ft)	Date/Time Collected	Sample Matrix	Container Type	Volume	Preservative	Collection Method	Sample Type	Parameter & Method Requested	Lab Sample ID
095786	---001 *	RN 1/ 4893709	N/A	1/13/2014*	F	N/A	N/A	None	Collection	Sample	Radon	
095787	---001 *	RN 2/ 4893710	N/A	1/13/14	F	N/A	N/A	None	Collection	Sample	Radon	
095788	---001 *	RN 3/ 4893711	N/A	1/13/14	F	N/A	N/A	None	Collection	Sample	Radon	
095789	---001 *	RN 4/ 4893712	N/A	1/13/14	F	N/A	N/A	None	Collection	Sample	Radon	
095790	---001 *	RN 5/ 4893713	N/A	1/13/14	F	N/A	N/A	None	Collection	Sample	Radon	
095791	---001 *	RN 6/ 4893714	N/A	1/13/14	F	N/A	N/A	None	Collection	Sample	Radon	
095792	---001 *	RN 7/ 4893715	N/A	1/13/14	F	N/A	N/A	None	Collection	Sample	Radon	
095793	---001 *	RN 8/ 4897921	N/A	1/13/14	F	N/A	N/A	None	Collection	Sample	Radon	
095794	---001 *	RN 9/ 4897922	N/A	1/13/14	F	N/A	N/A	None	Collection	Sample	Radon	
095795	---001 *	RN 10/4897923	N/A	1/13/14	F	N/A	N/A	None	Collection	Sample	Radon	

Last Chain: <input type="checkbox"/> Yes		Sample Tracking		SMO Use		Special Instructions/QC Requirements:		Conditions on Receipt
Validation Req'd: <input type="checkbox"/> Yes		Date Entered:		EDD <input checked="" type="checkbox"/> Yes <input type="checkbox"/> No		Turnaround Time <input type="checkbox"/> 7 Day* <input type="checkbox"/> 15 Day* <input checked="" type="checkbox"/> 30 Day		
Background: <input type="checkbox"/> Yes		Entered by:		Negotiated TAT <input type="checkbox"/>				
Confirmatory: <input type="checkbox"/> Yes		QC inits:						

Sample Team Members	Name	Signature	Init.	Company/Organization/Phone/Cell	Sample Disposal <input type="checkbox"/> Return to Client <input checked="" type="checkbox"/> Disposal by Lab
	Annemarie Rader	<u>[Signature]</u>	<u>AR</u>	SNL/4143/844-2640	Return Samples By:
					Comments:
					*Samples put out on 01/13/14 and picked up on 04/2/14

1. Relinquished by <u>[Signature]</u> Org. 4143 Date <u>4/8/14</u> Time <u>1558</u>	3. Relinquished by <u>[Signature]</u> Org. Date Time
1. Received by <u>[Signature]</u> Org. <u>4142</u> Date <u>4/8/14</u> Time <u>1558</u>	3. Received by <u>[Signature]</u> Org. Date Time
2. Relinquished by <u>[Signature]</u> Org. <u>4142</u> Date <u>4/9/14</u> Time <u>0800</u>	4. Relinquished by Org. Date Time
2. Received by Org. Date Time	4. Received by Org. Date Time

\*Prior confirmation with SMO required for 7 and 15 day TAT

## AOP 95-16

[illegible]

# Radon Monitoring Report


NATIONAL LAB  
ARK MILLER  
0, RM108, MS1103  
BANK SE  
ROUTE, NM 87123

LICENSES: 101146AL, 100584RT

Acct. No. 0410548

LANDAUER

Landauer, Inc. 2 Science Road Glenwood, Illinois 60125-1550  
Telephone: (800) 528-8327 Facsimile: (708) 725-7049

Detector Type	Starting Date	Ending Date	Field Data / Comments	Exposure μCi-days	Avg. Radon Conc. pCi/l	
DRNF	13-JAN-14	02-APR-14	RN 12	51.9 ±4.29	0.7 ±0.05	
DRNF	13-JAN-14	02-APR-14	RN 1	53.8 ±4.42	0.7 ±0.06	
DRNF	13-JAN-14	02-APR-14	RN 2 <u>THIS SAMPLE WAS FOUND ON GRND</u>	840.7 ±27.3	10.6 ±0.35	 <b><u>Anomalous Reading</u></b>
DRNF	13-JAN-14	02-APR-14	RN3	64.3 ±5.10	0.8 ±0.06	
DRNF	13-JAN-14	02-APR-14	* - LESS THAN INDICATED VALUE RN 4	* 30.0	* 0.4 ±0.03	
DRNF	13-JAN-14	02-APR-14	* - LESS THAN INDICATED VALUE RN 5	* 30.0	* 0.4 ±0.04	
DRNF	13-JAN-14	02-APR-14	* - LESS THAN INDICATED VALUE RN 6	* 30.0	* 0.4 ±0.03	
DRNF	13-JAN-14	02-APR-14	* - LESS THAN INDICATED VALUE RN 7	* 30.0	* 0.4 ±0.04	
DRNF	13-JAN-14	02-APR-14	* - LESS THAN INDICATED VALUE RN 13	* 30.0	* 0.4 ±0.04	
DRNF	13-JAN-14	02-APR-14	* - LESS THAN INDICATED VALUE RN 14	* 30.0	* 0.4 ±0.04	

ATED ONLY TO MONITORS  
BY LANDAUER.

Q.C. Release	Process No.	Report Date	Date Received
LMR	A22926	25-APR-14	11-APR-14

PAGE 1 OF 2

### Radon Monitoring Report

NATIONAL LAB  
ARK MILLER  
0, RM108, ME1103  
BANK SEC  
ROQUE, NM 87123

LICENSES: 101146AL, 1005B4RT

Acct. No. 041054B

**LANDAUER**

Landauer, Inc. 2 Science Road Glenwood, Illinois 60125-1586  
Telephone: (800) 528-8327 Fax: (815) 754-5048

Detector Type	Starting Date	Ending Date	Field Data / Comments	Exposure pCi/days	Avg. Radon Conc. pCi/l	
DRNF	13-JAN-14	02-APR-14	* -- LESS THAN INDICATED VALUE RN 15	* 30.0	* 0.4 ±0.04	
DRNF	13-JAN-14	02-APR-14	* -- LESS THAN INDICATED VALUE RN BKG N	* 30.0	* 0.4 ±0.04	
DRNF	13-JAN-14	02-APR-14	* -- LESS THAN INDICATED VALUE RN BKG S	* 30.0	* 0.4 ±0.04	
DRNF	13-JAN-14	02-APR-14	* -- LESS THAN INDICATED VALUE RN 8	* 30.0	* 0.4 ±0.04	
DRNF	13-JAN-14	02-APR-14	* -- LESS THAN INDICATED VALUE RN 9	* 30.0	* 0.4 ±0.03	
DRNF	13-JAN-14	02-APR-14	* -- LESS THAN INDICATED VALUE RN 10	* 30.0	* 0.4 ±0.04	
DRNF	13-JAN-14	02-APR-14	RN 11	68.6 ±5.31	0.9 ±0.07	

ATED ONLY TO MONITORS  
BY LANDAUER.

CC. Release	Process No.	Report Date	Date Received
LMR	A22926	25-APR-14	11-APR-14

PAGE 2 OF 2

cc: CFRC

# LANDAUER®



## RADTRAK® RADON TEST DATA SHEET

Company: Sandia Nat'l Labs  
Acct. Number: \_\_\_\_\_  
Contact: Mark Miller  
Phone: (505) 284-2107  
Email: mmiller@sandia.gov

### Send Radon Report To:

(If different from account settings)

Company: Sandia Nat'l Laboratories  
Attn: Mark Miller  
Address: PO Box 5800  
MS-0729  
City: Albuquerque  
ST/Prov: NM Post Code: 87185  
Country: USA  
Phone: (505) 284-2107  
Email: mmiller@sandia.gov

### Site Information:

(Please provide information on where detectors are being deployed. Reports will be labeled and sorted by value provided in 'Site Name' below.)

Site Name: SNL / mml  
Site Type: Outdoor  
Additional Information: \_\_\_\_\_

### If Applicable:

Technician Name: A.L. Rader  
Technician Number: \_\_\_\_\_  
Technician Signature: [Signature]

Please include all detector numbers, exposure periods and location information to appear on report

Detector Number	Building Name / Nbr	Unit Nbr	Floor	Comment / Note	Start Date mm/dd/yyyy	End Date mm/dd/yyyy
please see attached List						

Landauer Use Only: Processed By: \_\_\_\_\_ Date: \_\_\_\_\_ Page \_\_\_\_\_ of \_\_\_\_\_

loc #

Detector #	Location	Unit #	Start Date	End Date	Comments
4893709	RN 1	095786-001	01/13/2014	04/02/2014	
4893710	RN 2	095787-001	01/13/2014	04/02/2014	This sample was found on ground,
4893711	RN 3	095788-001	01/13/2014	04/02/2014	
4893712	RN 4	095789-001	01/13/2014	04/02/2014	
4893713	RN 5	095790-001	01/13/2014	04/02/2014	
4893714	RN 6	095791-001	01/13/2014	04/02/2014	
4893715	RN 7	095792-001	01/13/2014	04/02/2014	
4897921	RN 8	095793-001	01/13/2014	04/02/2014	
4897922	RN 9	095794-001	01/13/2014	04/02/2014	
4897923	RN 10	095795-001	01/13/2014	04/02/2014	
4897924	RN 11	095796-001	01/13/2014	04/02/2014	
<del>4893706</del> <sup>4893706</sup> <sub>rec</sub>	RN 12	095797-001	01/13/2014	04/02/2014	
<del>4893706</del> <sup>4893706</sup> <sub>air</sub>	RN 13	095798-001	01/13/2014	04/02/2014	
<del>4893708</del> <sup>4893708</sup> <sub>air</sub>	RN 14	095799-001	01/13/2014	04/02/2014	
4897867	RN 15	095800-001	01/13/2014	04/02/2014	
4897868	RN BKG N	095802-001	01/13/2014	04/02/2014	
4897869	RN BKG S	095803-001	01/13/2014	04/02/2014	



**MIXED WASTE LANDFILL**

**RADON MONITORING**

**April-June 2014 Monitoring Period**



**Sandia National Laboratories**

Operated for the U.S. Department of Energy by  
**Sandia Corporation**

Albuquerque, New Mexico 87185-

*date:* July 25, 2014

*to:* Mike Mitchell (6234), Robert Ziock (4142), Bonnie Little (4142) and Annemarie Rader (4143)

*from:* Mark Miller (41281), CHP

*subject:* Review of MWL Radon-in-Air Data – 2<sup>nd</sup> Quarter of 2014, April through June 2014

The purpose of this memo is to document my review of the radon-in-air monitoring data results for the 2nd Quarter of Calendar Year (CY) 2014, April through June 2014, relative to the data quality objective (DQO) and monitoring objectives specified in the Mixed Waste Landfill (MWL) Long-Term Monitoring and Maintenance Plan (Appendix C, *Air Sampling and Analysis Plan for the Mixed Waste Landfill*). The DQO for this monitoring is to produce representative, accurate, defensible, and comparable analytical results to support the monitoring objective. Monitoring results provide radon emission data from across the site and at two background locations (Figure 1). These results are compared to historic results to evaluate radon air emission trends and for direct comparison to the LTMMMP trigger level of 4 picocuries per liter. This DQO and these monitoring objectives are met through the implementation of standard operating procedures, analytical procedures/methods, quality assurance and control measures, and data evaluation protocol.

The radon-in-air monitoring measurements for the monitoring period April through June 2014 were obtained using Radtrak® radon detectors that were submitted to Landauer® Incorporated for analysis on Analysis Request/Chain of Custody (AR/COC) #615614. On April 2, 2014, the detectors were deployed on and around the MWL (locations RN1 through RN15 at the MWL, and background locations RN16 and RN17) in accordance with the requirements of Section 3.2.1 of the LTMMMP. These detectors remained in the field for approximately 3 months (one quarter), and were collected on July 3, 2014. The protective casing and mounting hardware were inspected during the collection effort and repairs were made if needed. The location of these detectors is shown in Figure 1.

I have reviewed the results for this monitoring period along with supporting field documentation and determined the results meet the LTMMMP DQO and monitoring objectives. The radon trigger level was not exceeded by any of the individual sample results; however, it only applies to the results from the perimeter locations (locations RN1 through RN10, Figure 1). The results from this quarterly monitoring event will be presented in the next MWL Annual LTMM Report that will be submitted to NMED in June 2015 (reporting period is April 1, 2014 through March 31, 2015).

#### Attachments

Analysis Request/Chain of Custody #615614

Landauer Radon Monitoring Report (analytical laboratory results)

Figure 1 Location of the Radon Track Etch® Detectors at the MWL

SMO 2012-ARCOC (4-2012)

CONTRACT LABORATORY  
ANALYSIS REQUEST AND CHAIN OF CUSTODY

AOP 95-16

Internal Lab

Batch No. N/A

Project Name: MWL Radon monitoring SMO Use: 7/10/14 AR/COC: 615614

Project/Task Manager: M Miller SMO Authorization: [Signature]

Project/Task Number: 146422/10.11.08 SMO Contact Phone: Mark Miller/505.284.2107

Service Order: CFO 378-14 Lab Contact: Landauer 800.528.8327 Send Report to SMO: Rita Kavanaugh/505.284.2553

Lab Destination: Landauer, INC. Contract No.: Acct # 0410548

Tech Area: TA3 MWL Room: TA3 MWL Operational Site: TA3 MWL

Bill to: Sandia National Laboratories (Accounts Payable),  
P.O. Box 5800, MS-0154  
Albuquerque, NM 87185-0154

Sample No.	Fraction	Sample Location Detail	Depth (ft)	Date/Time Collected	Sample Matrix	Container Type	Volume	Preservative	Collection Method	Sample Type	Parameter & Method Requested	Lab Sample ID
096208	--001	RN 1/ 4893707	N/A	7/3/14	F	N/A	N/A	None	Collection	Sample	Radon	
096209	--001	RN 2/ 4893708	N/A	7/3/14	F	N/A	N/A	None	Collection	Sample	Radon	
096210	--001	RN 3/ 4897886	N/A	7/3/14	F	N/A	N/A	None	Collection	Sample	Radon	
096211	--001	RN 4/ 4897887	N/A	7/3/14	F	N/A	N/A	None	Collection	Sample	Radon	
096212	--001	RN 5/ 4897888	N/A	7/3/14	F	N/A	N/A	None	Collection	Sample	Radon	
096213	--001	RN 6/ 4897892	N/A	7/3/14	F	N/A	N/A	None	Collection	Sample	Radon	
096214	--001	RN 7/ 4897893	N/A	7/3/14	F	N/A	N/A	None	Collection	Sample	Radon	
096215	--001	RN 8/ 4897894	N/A	7/3/14	F	N/A	N/A	None	Collection	Sample	Radon	
096216	--001	RN 9/ 4897911	N/A	7/3/14	F	N/A	N/A	None	Collection	Sample	Radon	
096217	--001	RN 10/4897912	N/A	7/3/14	F	N/A	N/A	None	Collection	Sample	Radon	

Last Chain: ☐ Yes ☒ No

Validation Req'd: ☐ Yes ☒ No

Background: ☐ Yes ☒ No

Confirmatory: ☐ Yes ☒ No

Sample Tracking: ☐ Yes ☒ No

Special Instructions/QC Requirements: ☒ Yes ☐ No

EDD: ☒ Yes ☐ No

Turnaround Time: ☒ 7 Day\* ☐ 15 Day\* ☐ 30 Day

Negotiated TAT: ☐ Yes ☒ No

Sample Disposal: ☐ Return to Client ☒ Disposal by Lab

Return Samples By: ☐ Yes ☒ No

Comments: Samples deployed on 04/02/14 and collected on 07/03/14

Conditions on Receipt

Lab Use

1 Relinquished by <u>[Signature]</u> Org. 4143 Date <u>7-9-14</u> Time <u>1100</u>	3 Relinquished by <u>[Signature]</u> Org. <u>4143</u> Date <u>7-9-14</u> Time <u>1100</u>
1 Received by <u>[Signature]</u> Org. <u>4143</u> Date <u>7-9-14</u> Time <u>1100</u>	3 Received by <u>[Signature]</u> Org. <u>4143</u> Date <u>7-10-14</u> Time <u>0700</u>
2 Relinquished by <u>[Signature]</u> Org. <u>4143</u> Date <u>7-10-14</u> Time <u>0700</u>	4 Relinquished by <u>[Signature]</u> Org. <u>4143</u> Date <u>7-10-14</u> Time <u>0700</u>
2 Received by <u>[Signature]</u> Org. <u>4143</u> Date <u>7-10-14</u> Time <u>0700</u>	4 Received by <u>[Signature]</u> Org. <u>4143</u> Date <u>7-10-14</u> Time <u>0700</u>

\*Prior confirmation with SMO required for 7 and 15 day TAT

[illegible]

### Radon Monitoring Report

SANDIA NATIONAL LABORATORIES  
ATTN: RITA KAVANAUGH  
DEPT. 4142, MS 0729  
PO BOX 5800  
ALBUQUERQUE, NM 87185

LICENSES: 101146AL-100584RT

**LANDAUER**

Landauer, Inc. 2 Science Road Glenwood, Illinois 60425-1586  
Telephone: (800) 528-8327 Facsimile: (708) 755-7048

Acct. No. 0410548

Detector Number	Detector Type	Starting Date	Ending Date	Field Data / Comments	Exposure pCi/d-days	Avg. Radon Conc. pCi/l	
4893707	DRNF	02-APR-14	03-JUL-14	096208-001 RN 1	77.5 ±5.68	0.8 ±0.06	
4893708	DRNF	02-APR-14	03-JUL-14	096209-001 RN 2	130.3 ±8.4	1.4 ±0.09	
4897886	DRNF	02-APR-14	03-JUL-14	* - LESS THAN INDICATED VALUE 096210-001 RN 3	* 30.0	* 0.3 ±0.03	
4897887	DRNF	02-APR-14	03-JUL-14	* - LESS THAN INDICATED VALUE 096211-001 RN 4	* 30.0	* 0.3 ±0.03	
4897888	DRNF	02-APR-14	03-JUL-14	* - LESS THAN INDICATED VALUE 096212-001 RN 5	* 30.0	* 0.3 ±0.03	
4897892	DRNF	02-APR-14	03-JUL-14	* - LESS THAN INDICATED VALUE 096213-001 RN 6	* 30.0	* 0.3 ±0.04	
4897893	DRNF	02-APR-14	03-JUL-14	* - LESS THAN INDICATED VALUE 096214-001 RN 7	* 30.0	* 0.3 ±0.03	
4897894	DRNF	02-APR-14	03-JUL-14	* - LESS THAN INDICATED VALUE 096215-001 RN 8	* 30.0	* 0.3 ±0.03	

RESULTS RELATED ONLY TO MONITORS  
AS RECEIVED BY LANDAUER.

Q.C. Release	Process No.	Report Date	Date Received
KJT	A23045	16-JUL-14	11-JUL-14

PAGE 1 OF 3

### Radon Monitoring Report

SANDIA NATIONAL LABORATORIES  
ATTN: RITA KAVANAUGH  
DEPT. 4142, MS 0729  
PO BOX 5800  
ALBUQUERQUE, NM 87185

LICENSES: 101146AL-100584RT

**LANDAUER**

Landauer, Inc. 2 Science Road Glenwood, Illinois 60425-1586  
Telephone: (800) 528-8327 Facsimile: (708) 755-7048

Acct. No. 0410548

Detector Number	Detector Type	Starting Date	Ending Date	Field Data / Comments	Exposure pCi/d-days	Avg. Radon Conc. pCi/l	
4897911	DRNF	02-APR-14	03-JUL-14	* - LESS THAN INDICATED VALUE 096216-001 RN 9	* 30.0	* 0.3 ±0.03	
4897912	DRNF	02-APR-14	03-JUL-14	* - LESS THAN INDICATED VALUE 096217-001 RN 10	* 30.0	* 0.3 ±0.03	
4897913	DRNF	02-APR-14	03-JUL-14	* - LESS THAN INDICATED VALUE 096218-001 RN 11	* 30.0	* 0.3 ±0.03	
4897914	DRNF	02-APR-14	03-JUL-14	* - LESS THAN INDICATED VALUE 096219-001 RN 12	* 30.0	* 0.3 ±0.03	
4897915	DRNF	02-APR-14	03-JUL-14	* - LESS THAN INDICATED VALUE 096220-001 RN 13	* 30.0	* 0.3 ±0.04	
4897916	DRNF	02-APR-14	03-JUL-14	* - LESS THAN INDICATED VALUE 096221-001 RN 14	* 30.0	* 0.3 ±0.03	
4897917	DRNF	02-APR-14	03-JUL-14	* - LESS THAN INDICATED VALUE 096222-001	* 30.0	* 0.3 ±0.04	

RESULTS RELATED ONLY TO MONITORS  
AS RECEIVED BY LANDAUER.

Q.C. Release	Process No.	Report Date	Date Received
KJT	A23045	16-JUL-14	11-JUL-14

PAGE 2 OF 3

Radon Monitoring Report

SANDIA NATIONAL LABORATORIES  
ATTN: RITA KAVANAUGH  
DEPT. 4142, MS 0729  
PO BOX 5800  
ALBUQUERQUE, NM 87185

LICENSES: 101146AL, 100584RT

Acct. No. 0410548

LANDAUER

Landauer, Inc. 2 Science Road Glenwood, Illinois 60425-1586  
Telephone: (800) 528-8327 Facsimile: (708) 755-7048

Detector Number	Detector Type	Starting Date	Ending Date	Field Data / Comments	Exposure pCi/l-days	Avg. Radon Conc. pCi/l	
4897918	DRNF	02-APR-14	03-JUL-14	* - LESS THAN INDICATED VALUE 096223-001 RN 16	* 30.0	* 0.3 ±0.03	
4897920	DRNF	02-APR-14	03-JUL-14	* - LESS THAN INDICATED VALUE 096224-001 RN 17	* 30.0	* 0.3 ±0.03	

RESULTS RELATED ONLY TO MONITORS  
AS RECEIVED BY LANDAUER.

O.C. Release	Process No.	Report Date	Date Received
KJT	A23045	16-JUL-14	11-JUL-14

PAGE 3 OF 3

Radon Track Etch<sup>®</sup> Results for the 2<sup>nd</sup> Quarter of CY 2014 at the MWL

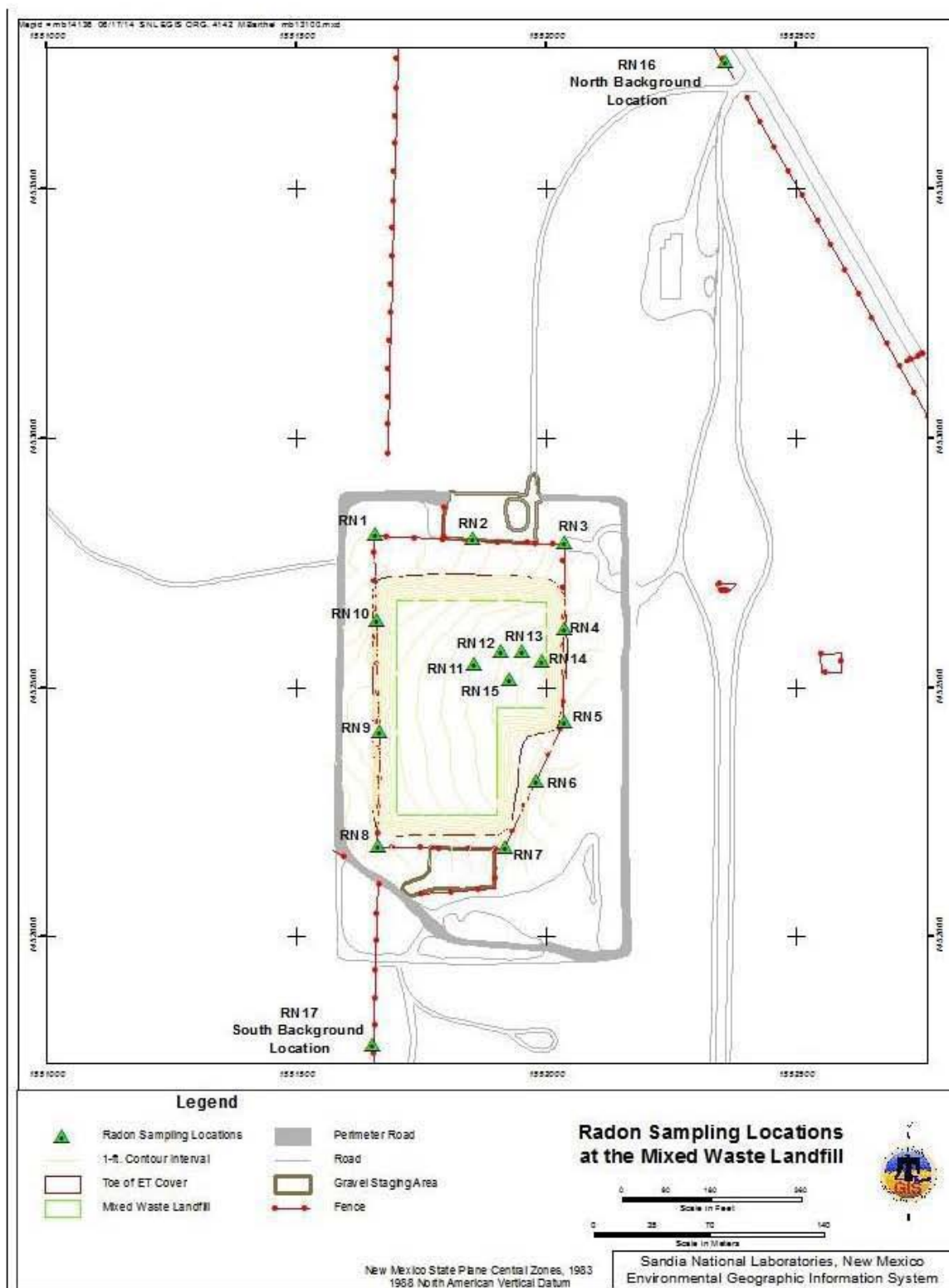


Figure 1. Location of the Radon Track Etch<sup>®</sup> Detectors at the MWL



## RADTRAK® RADON TEST DATA SHEET

Company: Sandia Nat'l Labs  
 Acct. Number: 0410548  
 Contact: Mark Miller  
 Phone: (505) 284-2107  
 Email: mmiller@sandia.gov

### Send Radon Report To:

(If different from account settings)

Company: Sandia Nat'l Laboratories  
 Attn: Mark Miller  
 Address: PO Box 5800  
MS-0729  
 City: Albuquerque  
 ST/Prov: NM Post Code: 87185  
 Country: USA  
 Phone: (505) 284-2107  
 Email: mmiller@sandia.gov

### Site Information:

(Please provide information on where detectors are being deployed. Reports will be labeled and sorted by value provided in 'Site Name' below.)

Site Name: SN1 / MWL  
 Site Type: Outdoor  
 Additional Information: \_\_\_\_\_

### If Applicable:

Technician Name: AnneMarie Rader  
 Technician Number: 505-874-2640  
 Technician Signature: [Signature]

Please include all detector numbers, exposure periods and location information to appear on report

Detector Number	Building Name / Nbr	Unit Nbr	Floor	Comment / Note	Start Date mm/dd/yyyy	End Date mm/dd/yyyy
				<u>please see attached sheets.</u>		

Landauer Use Only: Processed By: \_\_\_\_\_ Date: \_\_\_\_\_ Page \_\_\_\_\_ of \_\_\_\_\_



Detector #	COC Sample #	Location #	Start Date	End Date	Comments
4893707	096208-001	RN 1	04/02/2014	07/03/2014	
4893708	096209-001	RN 2	04/02/2014	07/03/2014	
4897886	096210-001	RN 3	04/02/2014	07/03/2014	
4897887	096211-001	RN 4	04/02/2014	07/03/2014	
4897888	096212-001	RN 5	04/02/2014	07/03/2014	
4897892	096213-001	RN 6	04/02/2014	07/03/2014	
4897893	096214-001	RN 7	04/02/2014	07/03/2014	
4897894	096215-001	RN 8	04/02/2014	07/03/2014	
4897911	096216-001	RN 9	04/02/2014	07/03/2014	
4897912	096217-001	RN 10	04/02/2014	07/03/2014	
4897913	096218-001	RN 11	04/02/2014	07/03/2014	
4897914	096219-001	RN 12	04/02/2014	07/03/2014	
4897915	096220-001	RN 13	04/02/2014	07/03/2014	
4897916	096221-001	RN 14	04/02/2014	07/03/2014	
4897917	096222-001	RN 15	04/02/2014	07/03/2014	
4897918	096223-001	RN 16	04/02/2014	07/03/2014	
4897920	096224-001	RN 17	04/02/2014	07/03/2014	

**Mixed Waste Landfill**  
**Radon Monitoring Detector Collection/Deployment Inspection Form**


Name of Inspector Annemarie RaderCollection Date 7-3-14Deployment Date 4-2-14Radon Monitoring Frequency: ☒ Quarterly ☐ Semiannually ☐ Annually

<i>Radon Monitoring Location Inspection Parameters</i>	<i>Parameter Inspected (Yes or No)</i>	<i>Action Required (Yes or No)</i>	<i>Action Required at Location Numbers</i>
A. Monitoring location identification labeling.	yes	NO	
B. Mounting (fence) post condition.	yes	NO	
C. Radon monitoring outer housing securely fastened (stainless steel hose clamps).	yes	yes	RNO
D. Radon monitoring apparatus components assembly (outer housing, 2-wingnuts, plastic retaining ring and plastic cup)	yes	NO	
E. Radon monitoring apparatus interior clean of debris (dirt, insects, spider webs, etc.)	yes	NO	
F. Radon monitoring apparatus assembled with detector securely fastened with Velcro.	yes	NO	
<i>Radon Monitoring Detectors Inspection Parameters</i>			
A. Condition of detector at time of collection.	good	NO	
B. Condition of detector at time of deployment.	good	NO	

**Mixed Waste Landfill**  
**Radon Monitoring Detector Collection/Deployment Inspection Form**

Location	Action Required (Note any action required and date resolved, otherwise note "None")
RN1	None
RN2	None
RN3	None
RN4	None
RN5	None
RN6	None
RN7	None
RN8	None
RN9	None
RN10	This unit needed a stainless steel hose clamp. Clamp was installed on 7-3-14. aep
RN11	None
RN12	None
RN13	None
RN14	None
RN15	None
RN16	None
RN17	None

Inspector's Signature



Original to: Mixed Waste Landfill Operating Record

Copy to: SNL/NM Records Center

**MIXED WASTE LANDFILL**

**RADON MONITORING**

**July-September 2014 Monitoring Period**



**Sandia National Laboratories**

Operated for the U.S. Department of Energy by  
**Sandia Corporation**

Albuquerque, New Mexico 87185-

*date:* October 27, 2014

*to:* Mike Mitchell (6234), Robert Ziock (4142), Bonnie Little (4142) and Annemarie Rader (4143)

*from:* Mark Miller (41281), CHP

*subject:* Review of MWL Radon-in-Air Data –3<sup>rd</sup> Quarter of 2014, July through September 2014

The purpose of this memo is to document my review of the radon-in-air monitoring data results for the 3<sup>rd</sup> Quarter of Calendar Year (CY) 2014, July through September 2014, relative to the data quality objective (DQO) and monitoring objectives specified in the Mixed Waste Landfill (MWL) Long-Term Monitoring and Maintenance Plan (Appendix C, *Air Sampling and Analysis Plan for the Mixed Waste Landfill*). The DQO for this monitoring is to produce representative, accurate, defensible, and comparable analytical results to support the monitoring objective. Monitoring results provide radon emission data from across the site and at two background locations (Figure 1). These results are compared to historic results to evaluate radon air emission trends and for direct comparison to the LTMMMP trigger level of 4 picocuries per liter. This DQO and these monitoring objectives are met through the implementation of standard operating procedures, analytical procedures/methods, quality assurance and control measures, and data evaluation protocol.

The radon-in-air monitoring measurements for the monitoring period July through September 2014 were obtained using Radtrak® radon detectors that were submitted to Landauer® Incorporated for analysis on Analysis Request/Chain of Custody (AR/COC) #615861. On July 3, 2014, the detectors were deployed on and around the MWL (locations RN1 through RN15 at the MWL, and background locations RN16 and RN17) in accordance with the requirements of Section 3.2.1 of the LTMMMP. These detectors remained in the field for approximately 3 months (one quarter), and were collected on October 2, 2014. The protective casing and mounting hardware were inspected during the collection effort and repairs were made if needed. The location of these detectors is shown in Figure 1.

I have reviewed the results for this monitoring period along with supporting field documentation and determined the results meet the LTMMMP DQO and monitoring objectives. The radon trigger level was not exceeded by any of the individual sample results; however, it only applies to the results from the perimeter locations (locations RN1 through RN10, Figure 1). The results from this quarterly monitoring event will be presented in the next MWL Annual LTMM Report that will be submitted to NMED in June 2015 (reporting period is April 1, 2014 through March 31, 2015).

#### Attachments

Analysis Request/Chain of Custody #615861

Landauer Radon Monitoring Report (analytical laboratory results)

Figure 1 Location of the Radon Track Etch® Detectors at the MWL

SMD 2012-ARCOG (4-2012)

AOP 65-16

CONTRACT LABORATORY  
ANALYSIS REQUEST AND CHAIN OF CUSTODY

Internal Lab

Page 1 of 2

Batch No:		SMD Use		AR/COC		615861					
Project Name: MWL Radon monitoring		Date Samples Shipped:		SMD Authorization: <i>[Signature]</i>		<input type="checkbox"/> Waste Characterization <input checked="" type="checkbox"/> RWMA <input type="checkbox"/> Released by COC No. <input type="checkbox"/> 4° Celsius					
Project/Task Manager: M Miller		Center/Waybill No:		SMD Contact Phone:							
Project/Task Number: 146422/10.11.08		Lab Contact: Landsauer 800.528.6327		Mark Miller/505.264.2187							
Service Order: CFO 378-15		Lab Destination: Landsauer, INC		Send Report to SMD:							
		Contract No: Acct # 0410548		Rita Kavanaugh/505.284.2553							
Tech Area: TA3 MWL		Room:		Operational Site: TA3 MWL		Bill to: Seneca National Laboratories (Accounts Payable) P.O. Box 1800, MS-0134 Albuquerque, NM 87185-6154					
Sample No.	Fraction	Sample Location Detail	Depth (ft)	Date/Time Collected	Sample Matrix	Container Type	Preservative	Collection Method	Sample Type	Parameter & Method Requested	Lab Sample ID
966777	-001	RN 1/ 4943943 *	N/A	10/2/14 /1710	F	N/A	N/A	None	Collection	Sample	Radon
966778	-001	RN 2/ 4943942 *	N/A	10/2/14 /1705	F	N/A	N/A	None	Collection	Sample	Radon
966779	-001	RN 3/ 4943941 *	N/A	10/2/14 /1707	F	N/A	N/A	None	Collection	Sample	Radon
966780	-001	RN 4/ 4943940 *	N/A	10/2/14 /1730	F	N/A	N/A	None	Collection	Sample	Radon
966781	-001	RN 5/ 4943939 *	N/A	10/2/14 /1725	F	N/A	N/A	None	Collection	Sample	Radon
966782	-001	RN 6/ 4943938 *	N/A	10/2/14 /1721	F	N/A	N/A	None	Collection	Sample	Radon
966783	-001	RN 7/ 4943907 *	N/A	10/2/14 /1718	F	N/A	N/A	None	Collection	Sample	Radon
966784	-001	RN 8/ 4943935 *	N/A	10/2/14 /1719	F	N/A	N/A	None	Collection	Sample	Radon
966785	-001	RN 9/ 4943935 *	N/A	10/2/14 /1753	F	N/A	N/A	None	Collection	Sample	Radon
966786	-001	RN 10/ 4943904 *	N/A	10/2/14 /1712	F	N/A	N/A	None	Collection	Sample	Radon
Last Chain: <input type="checkbox"/> Yes		Sample Tracking: SMD Use		Special Instructions/OC Requirements: Parameter & Method		Conditions on Receipt					
Validation Req'd: <input type="checkbox"/> Yes		Date Entered:		EDD <input checked="" type="checkbox"/> Yes <input type="checkbox"/> No							
Background: <input type="checkbox"/> Yes		Entered by:		Turnaround Time: <input checked="" type="checkbox"/> 7 Day* <input type="checkbox"/> 16 Day* <input type="checkbox"/> 30 Day							
Confirmatory: <input type="checkbox"/> Yes		QC Initials:		Negotiated TAT <input type="checkbox"/>							
Sample Team Members	Name	Signature	Init.	Company/Organization/Phone/Cell		Sample Disposal <input type="checkbox"/> Return to Client <input checked="" type="checkbox"/> Disposal by Lab					
	Annamarie Rader	<i>[Signature]</i>	<i>[Init.]</i>	SNL/4143/644.2640		Return Samples By:					
						Comments:					
						Samples deployed on 07/03/14 and collected on 10/02/14					
1 Relinquished by <i>[Signature]</i> Org. 4143 Date 10/3/14 Time 1405		3 Relinquished by		Org.		Date					
1 Received by <i>[Signature]</i> Org. 4442 Date 10/3/14 Time 1403		3 Received by		Org.		Date					
2 Relinquished by		4 Relinquished by		Org.		Date					
2 Received by		4 Received by		Org.		Date					

\*Prior confirmation with SMD required for 7 and 15 day TAT

[illegible]

<b>SANDIA NATIONAL LABORATORIES</b> ATTN: RITA KAVANAGH 1515 EUBANK SE, DRG 4142 BLDG 1090/120, MS1103 ALBUQUERQUE, NM 87123	<b>Radon Monitoring Report</b>  LICENSE: 101146AL-100554RT  Acct. No. <span style="border: 1px solid black; padding: 2px;">0410548</span>	<b>LANDAUER</b>  <small>Landauer, Inc. 3 Science Road (Newark), Illinois 60425-2386          Telephone: (800) 524-4337 Fax: (708) 715-7048</small>
------------------------------------------------------------------------------------------------------------------------------------------	-------------------------------------------------------------------------------------------------------------------------------------------------------	--------------------------------------------------------------------------------------------------------------------------------------------------------------

Detector Number	Detector Type	Starting Date	Ending Date	Field Data / Comments	Exposure pCi-days	Avg. Radon Conc. pCi/l	
4943902	DRNF	03-JUL-14	02-OCT-14	096796-001 RNTB	33.4 ±4.31	0.4 ±0.05	
4943903	DRNF	03-JUL-14	02-OCT-14	* - LESS THAN INDICATED VALUE 096787-001 RN 11	* 30.0	* 0.3 ±0.05	
4943904	DRNF	03-JUL-14	02-OCT-14	096786-001 RN 10	38.9 ±4.79	0.4 ±0.05	
4943905	DRNF	03-JUL-14	02-OCT-14	096785-001 RN 9	40.0 ±4.36	0.7 ±0.07	
4943906	DRNF	03-JUL-14	02-OCT-14	096784-001 RN 8	41.7 ±5.01	0.5 ±0.06	
4943907	DRNF	03-JUL-14	02-OCT-14	096783-001 RN 7	50.4 ±6.05	0.6 ±0.07	
4943914	DRNF	03-JUL-14	02-OCT-14	096793-001 RN 17	57.3 ±6.17	0.6 ±0.07	
4943915	DRNF	03-JUL-14	02-OCT-14	096792-001 RN 16	65.5 ±6.72	0.7 ±0.07	
4943916	DRNF	03-JUL-14	02-OCT-14	096791-001 RN 15	49.9 ±5.65	0.5 ±0.06	

RESULTS RELATED ONLY TO MONITORS AS RECEIVED BY LANDAUER. RADON IN AIR BY ALPHA TRACK - EPA 402-R92-004	G.C. Release <span style="border: 1px solid black; padding: 2px;">EJT</span>	Process No. <span style="border: 1px solid black; padding: 2px;">A23120</span>	Report Date <span style="border: 1px solid black; padding: 2px;">15-OCT-14</span>	Date Received <span style="border: 1px solid black; padding: 2px;">09-OCT-14</span>	PAGE	1 OF 2
---------------------------------------------------------------------------------------------------------------	---------------------------------------------------------------------------------	-----------------------------------------------------------------------------------	--------------------------------------------------------------------------------------	----------------------------------------------------------------------------------------	------	--------

<b>SANDIA NATIONAL LABORATORIES</b> ATTN: RITA KAVANAGH 1515 EUBANK SE, DRG 4142 BLDG 1090/120, MS1103 ALBUQUERQUE, NM 87123	<b>Radon Monitoring Report</b>  LICENSE: 101146AL-100554RT  Acct. No. <span style="border: 1px solid black; padding: 2px;">0410548</span>	<b>LANDAUER</b>  <small>Landauer, Inc. 3 Science Road (Newark), Illinois 60425-2386          Telephone: (800) 524-4337 Fax: (708) 715-7048</small>
------------------------------------------------------------------------------------------------------------------------------------------	-------------------------------------------------------------------------------------------------------------------------------------------------------	--------------------------------------------------------------------------------------------------------------------------------------------------------------

Detector Number	Detector Type	Starting Date	Ending Date	Field Data / Comments	Exposure pCi-days	Avg. Radon Conc. pCi/l	
4943917	DRNF	03-JUL-14	02-OCT-14	* - LESS THAN INDICATED VALUE 096790-001 RN 14	* 30.0	* 0.3 ±0.04	
4943918	DRNF	03-JUL-14	02-OCT-14	096789-001 RN 13	38.0 ±4.71	0.4 ±0.05	
4943919	DRNF	03-JUL-14	02-OCT-14	096788-001 RN 12	33.4 ±4.31	0.4 ±0.05	
4943938	DRNF	03-JUL-14	02-OCT-14	096782-001 RN 6	44.4 ±5.23	0.5 ±0.06	
4943939	DRNF	03-JUL-14	02-OCT-14	096781-001 RN 5	47.2 ±5.45	0.5 ±0.06	
4943940	DRNF	03-JUL-14	02-OCT-14	096780-001 RN 4	40.7 ±4.94	0.4 ±0.05	
4943941	DRNF	03-JUL-14	02-OCT-14	096779-001 RN 3	43.5 ±5.16	0.5 ±0.06	
4943942	DRNF	03-JUL-14	02-OCT-14	096778-001 RN 2	51.7 ±5.79	0.6 ±0.06	
4943943	DRNF	03-JUL-14	02-OCT-14	096777-001 RN 1	51.7 ±5.79	0.6 ±0.06	

RESULTS RELATED ONLY TO MONITORS AS RECEIVED BY LANDAUER. RADON IN AIR BY ALPHA TRACK - EPA 402-R92-004	G.C. Release <span style="border: 1px solid black; padding: 2px;">EJT</span>	Process No. <span style="border: 1px solid black; padding: 2px;">A23120</span>	Report Date <span style="border: 1px solid black; padding: 2px;">15-OCT-14</span>	Date Received <span style="border: 1px solid black; padding: 2px;">09-OCT-14</span>	PAGE	2 OF 2
---------------------------------------------------------------------------------------------------------------	---------------------------------------------------------------------------------	-----------------------------------------------------------------------------------	--------------------------------------------------------------------------------------	----------------------------------------------------------------------------------------	------	--------



### Radon Track Etch<sup>®</sup> Results for the 2<sup>nd</sup> Quarter of CY 2014 at the MWL

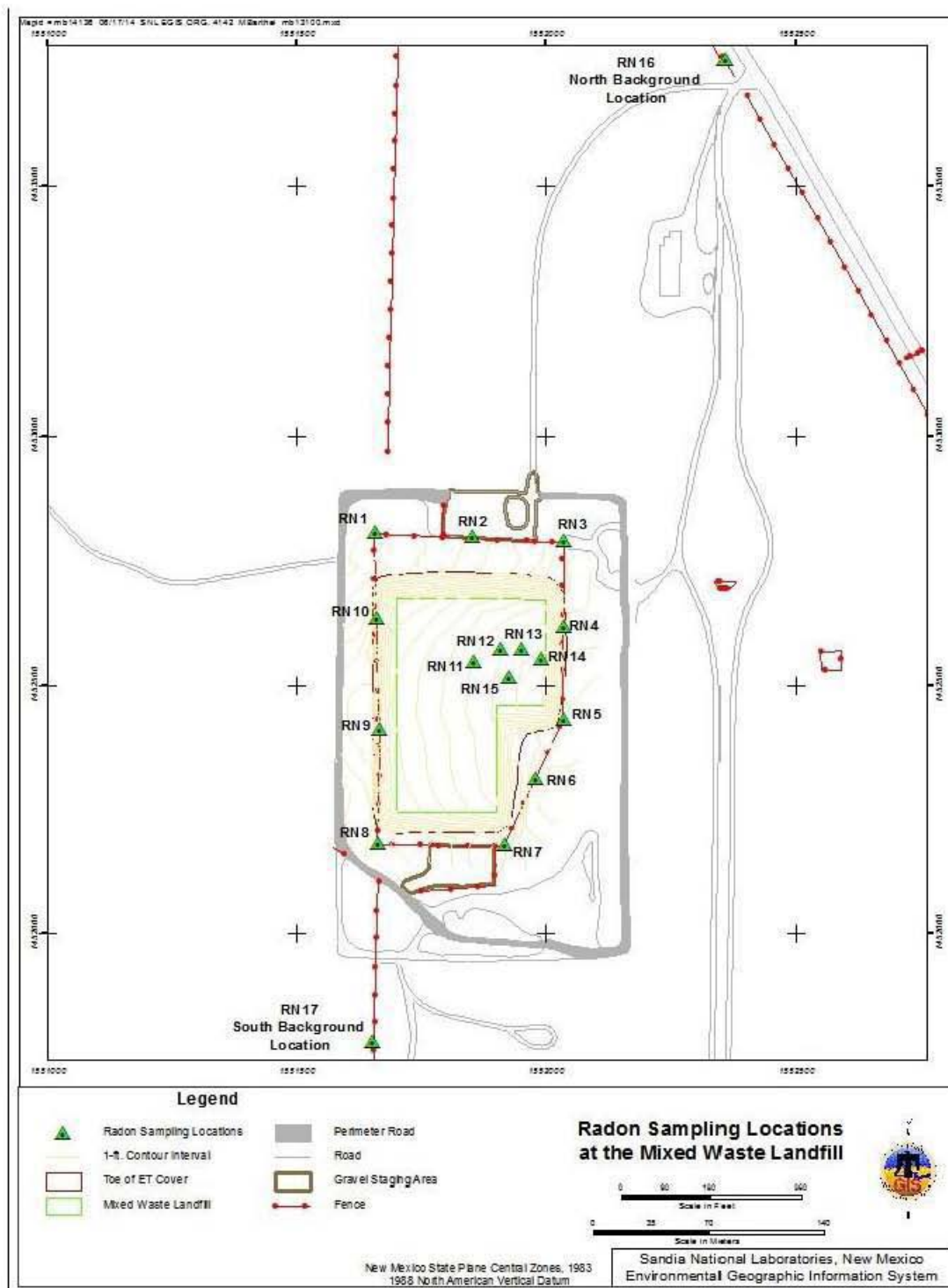


Figure 1. Location of the Radon Track Etch<sup>®</sup> Detectors at the MWL



## RADTRAK® RADON TEST DATA SHEET

Company: Sandia Nat'l Labs  
 Acct. Number: 0410548  
 Contact: Mark Miller  
 Phone: (505) 284-2107  
 Email: mmiller@sandia.gov

### Send Radon Report To:

(If different from account settings)

### Site Information:

(Please provide information on where detectors are being deployed. Reports will be labeled and sorted by value provided in 'Site Name' below.)

Company: Sandia Nat'l Laboratories  
 Attn: Mark Miller  
 Address: PO Box 5800  
MS-0729  
 City: Albuquerque  
 ST/Prov: NM Post Code: 87185  
 Country: USA  
 Phone: (505) 284-2107  
 Email: mmiller@sandia.gov

Site Name: SNL / mml  
 Site Type: Outdoor  
 Additional Information: \_\_\_\_\_

### If Applicable:

Technician Name: Anne Marie Rader  
 Technician Number: 4143  
 Technician Signature: [Signature]

10-2-14

Please include all detector numbers, exposure periods and location information to appear on report

Detector Number	Building Name / Nbr	Unit Nbr	Floor	Comment / Note	Start Date mm/dd/yyyy	End Date mm/dd/yyyy

please see attached List

Landauer Use Only: Processed By: \_\_\_\_\_ Date: \_\_\_\_\_ Page \_\_\_\_\_ of \_\_\_\_\_

Detector #	Location	Start Date	End Date	Time	Comments
4943943	RN 1	07/03/2014	10/02/2014	1710	
4943942	RN 2	07/03/2014	10/02/2014	1705	
4943941	RN 3	07/03/2014	10/02/2014	1707	
4943940	RN 4	07/03/2014	10/02/2014	1730	
4943939	RN 5	07/03/2014	10/02/2014	1725	
4943938	RN 6	07/03/2014	10/02/2014	1721	
4943907	RN 7	07/03/2014	10/02/2014	1718	
4943906	RN 8	07/03/2014	10/02/2014	1715	
4943905	RN 9	07/03/2014	10/02/2014	1733	
4943904	RN 10	07/03/2014	10/02/2014	1712	
4943903	RN 11	07/03/2014	10/02/2014	1739	
4943919	RN 12	07/03/2014	10/02/2014	1741	
4943918	RN 13	07/03/2014	10/02/2014	1743	
4943917	RN 14	07/03/2014	10/02/2014	1747	
4943916	RN 15	07/03/2014	10/02/2014	1750	
4943915	RN 16	07/03/2014	10/02/2014	1855	
4943914	RN 17	07/03/2014	10/02/2014	1801	
4943902	RNTB	07/03/2014	10/02/2014	1630	

## Mixed Waste Landfill Radon Monitoring Location Monthly Inspection Form

Name of Inspector Annemarie Rader Date of Inspection 08/21/2014

Inspection parameters: Identification labeling; mounting post & hose clamps; radon monitoring apparatus components (outer housing, 2 wing nuts, plastic retaining ring, plastic cup, Velcro, detector).

Location	Findings (Note any findings and date resolved, otherwise note "None")
RN1	NONE
RN2	NONE
RN3	NONE
RN4	NONE
RN5	NONE
RN6	NONE
RN7	NONE
RN8	NONE
RN9	NONE
RN10	NONE
RN11	NONE
RN12	NONE
RN13	NONE
RN14	NONE
RN15	NONE
RN16	NONE
RN17	NONE

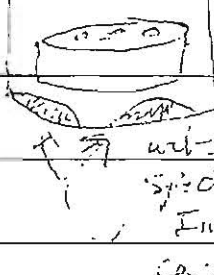
Inspector's Signature  8/21/2014  
 Original to: Mixed Waste Landfill Operating Record  
 Copy to: SNL/NM Records Center

**Mixed Waste Landfill**  
**Radon Monitoring Detector Collection/Deployment Inspection Form**

Name of Inspector Amber RaderCollection Date 10-2-14Deployment Date 7-3-14Radon Monitoring Frequency: ☒ Quarterly ☐ Semiannually ☐ Annually

<i>Radon Monitoring Location Inspection Parameters</i>	<i>Parameter Inspected (Yes or No)</i>	<i>Action Required (Yes or No)</i>	<i>Action Required at Location Numbers</i>
A. Monitoring location identification labeling	good	N	
B. Mounting (fence) post condition.	good	N	
C. Radon monitoring outer housing securely fastened (stainless steel hose clamps).	yes	N	
D. Radon monitoring apparatus components assembly (outer housing, 2-wingnuts, plastic retaining ring and plastic cup)	good	N	
E. Radon monitoring apparatus interior clean of debris (dirt, insects, spider webs, etc.)	yes	yes - had to clear a couple webs.	and spiders but not destruction mon. tool.
F. Radon monitoring apparatus assembled with detector securely fastened with Velcro.	yes	N	all
<i>Radon Monitoring Detectors Inspection Parameters</i>			
A. Condition of detector at time of collection.	good	N	all
B. Condition of detector at time of deployment.	good	N	all

**Mixed Waste Landfill  
Radon Monitoring Detector Collection/Deployment Inspection Form**

Location	Action Required (Note any action required and date resolved, otherwise note "None")	
RN1	None	Spiders and cecoon like
RN2	None	well in all of the cups.
RN3	None	The spiders and cecoon were
RN4	None	on the sides of the today
RN5	None	monitors, not obstructing.
RN6	None	monitors.
RN7	None	
RN8	None	
RN9	None	
RN10	None	
RN11	None	
RN12	None	
RN13	None	
RN14	None	
RN15	None	
RN16	None	
RN17	None	

Inspector's Signature [Signature] 10/02/04  
 Original to: Mixed Waste Landfill Operating Record  
 Copy to: SNL/NM Records Center

**MIXED WASTE LANDFILL**

**RADON MONITORING**

**October-December 2014 Monitoring Period**



**Sandia National Laboratories**

Operated for the U.S. Department of Energy by  
**Sandia Corporation**

Albuquerque, New Mexico 87185-

*date:* February 10, 2015

*to:* Mike Mitchell (6234), Robert Ziock (4142), Bonnie Little (4142) and Annemarie Rader (4143)

*from:* Mark Miller (41281), CHP

*subject:* Review of MWL Radon-in-Air Data – 4<sup>th</sup> Quarter of 2014, October through December 2014

The purpose of this memo is to document my review of the radon-in-air monitoring data results for the 4<sup>th</sup> Quarter of Calendar Year (CY) 2014, October through December 2014, relative to the data quality objective (DQO) and monitoring objectives specified in the Mixed Waste Landfill (MWL) Long-Term Monitoring and Maintenance Plan (Appendix C, *Air Sampling and Analysis Plan for the Mixed Waste Landfill*). The DQO for this monitoring is to produce representative, accurate, defensible, and comparable analytical results to support the monitoring objective. Monitoring results provide radon emission data from across the site and at two background locations (Figure 1). These results are compared to historic results to evaluate radon air emission trends and for direct comparison to the LTMMMP trigger level of 4 picocuries per liter. This DQO and these monitoring objectives are met through the implementation of standard operating procedures, analytical procedures/methods, quality assurance and control measures, and data evaluation protocol.

The radon-in-air monitoring measurements for the monitoring period October through December 2014 were obtained using Radtrak® radon detectors that were submitted to Landauer® Incorporated for analysis on Analysis Request/Chain of Custody (AR/COC) #615960. On October 2, 2014, the detectors were deployed on and around the MWL (locations RN1 through RN15 at the MWL, background locations RN16 and RN17, and a trip blank that was never exposed, RN18) in accordance with the requirements of Section 3.2.1 of the LTMMMP. These detectors remained in the field for approximately 3 months (one quarter), and were collected on January 7, 2015. The protective casing and mounting hardware were inspected during the collection effort and repairs were made if needed. The location of these detectors is shown in Figure 1.

I have reviewed the results for this monitoring period along with supporting field documentation and determined the results meet the LTMMMP DQO and monitoring objectives. The radon trigger level was not exceeded by any of the individual sample results; however, it only applies to the results from the perimeter locations (locations RN1 through RN10, Figure 1). The results from this quarterly monitoring event will be presented in the next MWL Annual LTMM Report that will be submitted to NMED in June 2015 (reporting period is April 1, 2014 through March 31, 2015).

**Attachments:**

Analysis Request/Chain of Custody #615960

Landauer Radon Monitoring Report (analytical laboratory results)

Figure 1 Location of the Radon Track Etch® Detectors at the MWL



SMO 2012-ARCOG (4-2012)

# CONTRACT LABORATORY ANALYSIS REQUEST AND CHAIN OF CUSTODY

AOP 95-16

Internal Lab  
Batch No: N/A SMO Use  
Page 1 of 2  
AR/COC **615960**

Project Name: MWL Radon monitoring		Date Samples Shipped: <u>1/12/15</u>	SMO Authorization: <u>[Signature]</u>		<input type="checkbox"/> Waste Characterization	
Project/Task Manager: M Miller		Carrier/Waybill No: <u>828218</u>	SMO Contact Phone: <u>Mark Miller/505.284.2107</u>		<input type="checkbox"/> RMMA	
Project/Task Number: 146422/10.11.08		Lab Contact: Landauer 800.528.8327	Send Report to SMO: <u>Rita Kavanaugh/505.284.2553</u>		<input type="checkbox"/> Released by COC No. <input type="checkbox"/> 4° Celsius	
Service Order: CFO 378-15		Lab Destination: Landauer, INC.			Bill to: Sandia National Laboratories (Accounts Payable)	
		Contract No: Acct # 0410548			P.O. Box 5800, MS-0154	
					Albuquerque, NM 87185-0154	
Tech Area: TA3 MWL		Operational Site: TA3 MWL				
Building:		Room:				

Sample No.	Fraction	Sample Location Detail	Depth (ft)	Date/Time Collected	Sample Matrix	Container Type	Volume	Preservative	Collection Method	Sample Type	Parameter & Method Requested	Lab Sample ID
097047	-001	RN 1/ 4956321	N/A	1/7/15 1607	F	N/A	N/A	None	Collection	Sample	Radon	
097048	-001	RN 2/ 4956322	N/A	1/7/15 1555	F	N/A	N/A	None	Collection	Sample	Radon	
097049	-001	RN 3/ 4956323	N/A	1/7/15 1706	F	N/A	N/A	None	Collection	Sample	Radon	
097050	-001	RN 4/ 4956325	N/A	1/7/15 1701	F	N/A	N/A	None	Collection	Sample	Radon	
097051	-001	RN 5/ 4956152	N/A	1/7/15 1653	F	N/A	N/A	None	Collection	Sample	Radon	
097052	-001	RN 6/ 4956153	N/A	1/7/15 1648	F	N/A	N/A	None	Collection	Sample	Radon	
097053	-001	RN 7/ 4956154	N/A	1/7/15 1644	F	N/A	N/A	None	Collection	Sample	Radon	
097054	-001	RN 8/ 4956155	N/A	1/7/15 1628	F	N/A	N/A	None	Collection	Sample	Radon	
097055	-001	RN 9/ 4956156	N/A	1/7/15 1613	F	N/A	N/A	None	Collection	Sample	Radon	
097056	-001	RN 10/ 4956363	N/A	1/7/15 1620	F	N/A	N/A	None	Collection	Sample	Radon	

Last Chain: <input type="checkbox"/> Yes		Sample Tracking		SMO Use		Special Instructions/QC Requirements: Parameter & Method		Conditions on Receipt
Validation Req'd: <input type="checkbox"/> Yes		Date Entered:		EDD <input checked="" type="checkbox"/> Yes <input type="checkbox"/> No				
Background: <input type="checkbox"/> Yes		Entered by:		Turnaround Time <input type="checkbox"/> 7 Day* <input type="checkbox"/> 15 Day* <input checked="" type="checkbox"/> 30 Day				
Confirmatory: <input type="checkbox"/> Yes		QC Inits:		Negotiated TAT <input type="checkbox"/>				
Sample Team Members	Name	Signature	Init.	Company/Organization/Phone/Cell		Sample Disposal <input type="checkbox"/> Return to Client <input checked="" type="checkbox"/> Disposal by Lab		Lab Use
	Annemarie Rader	<u>[Signature]</u>	<u>AR</u>	SNL/4143/844-2640		Return Samples By:		
						Comments:		
						Samples deployed on 10/02/14 and collected on 01/07/15		

1. Relinquished by <u>[Signature]</u>	Org. 4143	Date <u>2-08-15</u>	Time <u>1611</u>	3. Relinquished by	Org.	Date	Time
1. Received by <u>[Signature]</u>	Org. <u>4143</u>	Date <u>1-8-15</u>	Time <u>1611</u>	3. Received by	Org.	Date	Time
2. Relinquished by <u>[Signature]</u>	Org. <u>4143</u>	Date <u>1-12-15</u>	Time <u>1000</u>	4. Relinquished by	Org.	Date	Time
2. Received by	Org.	Date	Time	4. Received by	Org.	Date	Time

\*Prior confirmation with SMO required for 7 and 15 day TAT

SMO 2012-ARCOG (4-2012)

**CONTRACT LABORATORY  
ANALYSIS REQUEST AND CHAIN OF CUSTODY (Continuation)**

AOP 95-16

Page 2 of 2

AR/COC 615960

[illegible]

SANDIA NATIONAL LABORATORIES  
ATTN: RITA KAVANAUGH  
1515 EUBANK SE, ORG 4142  
BLDG 1090/120, MS1103  
ALBUQUERQUE, NM 87123

## Radon Monitoring Report

LICENSES: 101146AL, 100584RT

Acct. No. 0410548

**LANDAUER®**

Landauer, Inc. 2 Science Road Glenwood, Illinois 60425-1586  
Telephone: (800)528-8327 Facsimile: (708) 755-7048

Correction Data: START DATES CHANGED

\*\*\* CORRECTED REPORT \*\*\*

Detector Number	Detector Type	Starting Date	Ending Date	Field Data / Comments	Exposure pCi/l-days	Avg. Radon Conc. pCi/l	
4949667	DRNF	02-OCT-14	07-JAN-15	SAMPLE NUMBER 097058 SAMPLE LOCATION RN 12	80.2 ±7.20	0.8 ±0.07	
4949668	DRNF	02-OCT-14	07-JAN-15	SAMPLE NUMBER 097059 SAMPLE LOCATION RN 13	44.2 ±4.82	0.5 ±0.05	
4949669	DRNF	02-OCT-14	07-JAN-15	SAMPLE NUMBER 097060 SAMPLE LOCATION RN 14	71.2 ±6.67	0.7 ±0.07	
4949670	DRNF	02-OCT-14	07-JAN-15	SAMPLE NUMBER 097061 SAMPLE LOCATION RN 15	64.9 ±6.27	0.7 ±0.06	
4949671	DRNF	02-OCT-14	07-JAN-15	SAMPLE NUMBER 097062 SAMPLE LOCATION RN 16	53.2 ±5.49	0.5 ±0.06	
4949672	DRNF	02-OCT-14	07-JAN-15	SAMPLE NUMBER 097063 SAMPLE LOCATION RN 17	86.5 ±7.56	0.9 ±0.08	
4956152	DRN	02-OCT-14	07-JAN-15	SAMPLE NUMBER 097051 SAMPLE LOCATION RN 5	65.1 ±6.67	0.7 ±0.07	
4956153	DRN	02-OCT-14	07-JAN-15	SAMPLE NUMBER 097052 SAMPLE LOCATION RN 6	75.7 ±7.32	0.8 ±0.08	
4956154	DRN	02-OCT-14	07-JAN-15	SAMPLE NUMBER 097053 SAMPLE LOCATION RN 7	82.9 ±7.73	0.9 ±0.08	
4956155	DRN	02-OCT-14	07-JAN-15	SAMPLE NUMBER 097054 SAMPLE LOCATION RN 8	88.2 ±8.02	0.9 ±0.08	

①

②

③

④

⑤

⑥

⑦

⑧

RESULTS RELATED ONLY TO MONITORS  
AS RECEIVED BY LANDAUER. RADON IN  
AIR BY ALPHA TRACK - EPA 402-R92-004.

Q.C. Release	Process No.	Report Date	Date Received
LMR	A23168	30-JAN-15	13-JAN-15

*Mark Solasky*  
Radon Measurement Specialist

SANDIA NATIONAL LABORATORIES  
ATTN: RITA KAVANAUGH  
1515 EUBANK SE, ORG 4142  
BLDG 1090/120, MS1103  
ALBUQUERQUE, NM 87123

## Radon Monitoring Report

LICENSES: 101146AL, 100584RT

Acct. No. 0410548

**LANDAUER®**

Landauer, Inc. 2 Science Road Glenwood, Illinois 60425-1586  
Telephone: (800)528-8327 Facsimile: (708) 755-7048

Correction Data: START DATES CHANGED

\*\*\* CORRECTED REPORT \*\*\*

Detector Number	Detector Type	Starting Date	Ending Date	Field Data / Comments	Exposure pCi/l-days	Avg. Radon Conc. pCi/l	
4956156	DRN	02-OCT-14	07-JAN-15	SAMPLE NUMBER 097055 SAMPLE LOCATION RN 9	106.1 ±8.9	1.1 ±0.09	
4956321	DRN	02-OCT-14	07-JAN-15	SAMPLE NUMBER 097047 SAMPLE LOCATION RN1	63.3 ±6.56	0.7 ±0.07	
4956322	DRN	02-OCT-14	07-JAN-15	SAMPLE NUMBER 097048 SAMPLE LOCATION RN2	58.8 ±6.27	0.6 ±0.07	
4956323	DRN	02-OCT-14	07-JAN-15	SAMPLE NUMBER 097049 SAMPLE LOCATION RN 3	82.9 ±7.73	0.9 ±0.08	
4956325	DRN	02-OCT-14	07-JAN-15	SAMPLE NUMBER 97050 SAMPLE LOCATION RN 4	83.8 ±7.78	1.1 ±0.10	
4956363	DRN	02-OCT-14	07-JAN-15	SAMPLE NUMBER 097056 SAMPLE LOCATION RN 10	39.2 ±4.83	0.4 ±0.05	
4956364	DRN	02-OCT-14	07-JAN-15	SAMPLE NUMBER 097057 SAMPLE LOCATION RN 11	70.4 ±7.00	0.7 ±0.07	
4956365	DRN	02-OCT-14	07-JAN-15	SAMPLE NUMBER 097064 SAMPLE LOCATION RNTB	94.5 ±8.35	1.0 ±0.09	

①  
RESULTS RELATED ONLY TO MONITORS  
AS RECEIVED BY LANDAUER. RADON IN  
AIR BY ALPHA TRACK - EPA 402-R92-004.

⑤	⑥	⑦	⑧
Q.C. Release LMR	Process No. A23168	Report Date 30-JAN-15	Date Received 13-JAN-15

*Mark Salaskey*  
Radon Measurement Specialist



The United States Environmental Protection Agency recommends fixing your home if the results of one long-term test or the average of two short-term tests taken in the lowest lived-in level of the home show radon levels of 4.0 pCi/l or higher. A short term test remains in your home for two days to 90 days, whereas a long-term test remains in your home for more than 90 days under these guidelines.

Column 7 of this report indicates the radon test result, i.e., the average radon concentration in pCi/l for the test period. If you did not provide us the starting and ending dates (days the detector was exposed) we are unable to calculate the average radon concentration. To calculate the average radon concentration, divide the total exposure in pCi/l-days (column 6) by the number of days the detector was exposed.

For more information about the interpretation of your test result or about other radon related issues we suggest you contact your state radon office. Your state radon office should have available the following EPA publications:

- A Citizen's Guide to Radon
- Home Buyer's and Seller's Guide to Radon
- Consumer's Guide to Radon Reduction

#### DISCLAIMER

Landauer, Inc. makes no warranty of any kind, express or implied, as regards to the use, operation or analysis of any Landauer, Inc. monitor. Landauer, Inc. specifically disclaims implied warranties of merchantability and fitness for a particular purpose. Landauer, Inc. is not responsible for any damage, including consequential damages, to persons or property resulting from the use of the monitor or the resulting data.

## LANDAUER®

Landauer, Inc. 2 Science Road Glenwood, Illinois 60425-1586 Telephone: (800) 528-8327 Facsimile: (708) 755-7048  
Email: radon@landauer.com Website: www.landauer.com



## RADTRAK® RADON TEST DATA SHEET

Company: Sandia Nat'l Labs  
 Acct. Number: 0410548  
 Contact: mark miller  
 Phone: (505) 284-2107  
 Email: mmiller@sandia.gov

### Send Radon Report To:

(If different from account settings)

Company: Sandia Nat'l Laboratories  
 Attn: Mark Miller  
 Address: PO Box 5800  
MS-0729  
 City: Albuquerque  
 ST/Prov: NM Post Code: 87185  
 Country: USA  
 Phone: (505) 284-2107  
 Email: mmiller@sandia.gov

### Site Information:

(Please provide information on where detectors are being deployed. Reports will be labeled and sorted by value provided in 'Site Name' below.)

Site Name: SNL / mml  
 Site Type: Outdoor  
 Additional Information: \_\_\_\_\_

### If Applicable:

Technician Name: A.L. Rader  
 Technician Number: \_\_\_\_\_  
 Technician Signature: [Signature]

Please include all detector numbers, exposure periods and location information to appear on report

Detector Number	Building Name / Nbr	Unit Nbr	Floor	Comment / Note	Start Date mm/dd/yyyy	End Date mm/dd/yyyy

*please see attached page*

Landauer Use Only: Processed By: \_\_\_\_\_ Date: \_\_\_\_\_ Page \_\_\_\_\_ of \_\_\_\_\_

**Mixed Waste Landfill  
Radon Detector  
Deployment / Collection Form**

COC # 615960

Detector Serial Number	Sample Number	Sampling Location	Deployment Date	Collection Date	Time/Comments
4956321	097047-001	RN1	10/02/2014	01/07/2015	1607
4956322	097048-001	RN2	10/02/2014	01/07/2015	1555
4956323	097049-001	RN3	10/02/2014	01/07/2015	1706
4956325	097050-001	RN4	10/02/2014	01/07/2015	1701
4956152	097051-001	RN5	10/02/2014	01/07/2015	1653
4956153	097052-001	RN6	10/02/2014	01/07/2015	1648
4956154	097053-001	RN7	10/02/2014	01/07/2015	1644
4956155	097054-001	RN8	10/02/2014	01/07/2015	1628
4956363	097055-001	RN9	10/02/2014	01/07/2015	1613
4956364	097056-001	RN10	10/02/2014	01/07/2015	1620
4949667	097057-001	RN11	10/02/2014	01/07/2015	1534
4949667	097058-001	RN12	10/02/2014	01/07/2015	1530
4949668	097059-001	RN13	10/02/2014	01/07/2015	1542
4949669	097060-001	RN14	10/02/2014	01/07/2015	1547
4949670	097061-001	RN15	10/02/2014	01/07/2015	1520
4949671	097062-001	RN16	10/02/2014	01/07/2015	1511
4949672	097063-001	RN17	10/02/2014	01/07/2015	1637
4956365	097064-001	RNTB	10/02/2014	01/07/2015	NA

*aur* 01/07/15

**Mixed Waste Landfill  
Radon Monitoring Location Monthly Inspection Form**

Name of Inspector Annemarie RaderDate of Inspection 11/26/2014


Inspection parameters: Identification labeling; mounting post & hose clamps; radon monitoring apparatus components (outer housing, 2 wing nuts, plastic retaining ring, plastic cup, Velcro, detector).

<b>Location</b>	<b>Findings</b> (Note any findings and date resolved, otherwise note "None")
RN1	None
RN2	None
RN3	None
RN4	None
RN5	None
RN6	None
RN7	None
RN8	None
RN9	None
RN10	None
RN11	None
RN12	None
RN13	None
RN14	None
RN15	None
RN16	None
RN17	None

Inspector's Signature

Original to: Mixed Waste Landfill Operating Record

Copy to: SNL/NM Records Center


  
11/26/14




### Mixed Waste Landfill Radon Monitoring Location Monthly Inspection Form

Name of Inspector Annemarie RaderDate of Inspection 12/24/2014

Inspection parameters: Identification labeling; mounting post; mounting bracket and stainless steel clamp; radon monitoring apparatus components (outer metal housing, 2 wing nuts, plastic retaining ring, plastic cup, Velcro<sup>®</sup>, Radtrak<sup>®</sup> detector).


Location	Action Required (Note any action required and date resolved, otherwise note "None")
RN1	None
RN2	None
RN3	None
RN4	None
RN5	None
RN6	None
RN7	None
RN8	None
RN9	None
RN10	None
RN11	None
RN12	None
RN13	None
RN14	None
RN15	None
RN16	None
RN17	None

Inspector's Signature


  
 12/24/2014

Original to: Mixed Waste Landfill Operating Record  
Copy to: SNL/NM Records Center

**Mixed Waste Landfill  
Radon Detector Collection Inspection Form**

Name of Inspector Annemarie RaderCollection Date 01/07/2015Deployment Date 10/02/2014 

Radon Monitoring Frequency: ~ Quarterly    ~ Semiannually    ~ Annually

<i><b>Radon Monitoring Location Inspection Parameters</b></i>	<i><b>Parameter Inspected (Yes or No)</b></i>	<i><b>Action Required (Yes or No)</b></i>	<i><b>Action Required at Location Numbers</b></i>
A. Monitoring location identification labeling.	Yes	No	
B. Mounting (fence) post condition.	Yes	No	
C. Radon monitoring outer metal housing securely fastened (mounting bracket and stainless steel clamp).	Yes	No	
D. Radon monitoring apparatus components (outer metal housing, 2 wing nuts, plastic retaining ring, and plastic cup)	Yes	No	
E. Radon monitoring apparatus interior clean of debris (dirt, insects, spider webs, etc.).	Yes	No	
F. Radon monitoring apparatus assembled and detector securely fastened with Velcro <sup>®</sup> to inside of plastic cup.	Yes	No	
<i><b>Radon Monitoring Detectors Inspection Parameters</b></i>			
A. Condition of Radtrak <sup>®</sup> detector at time of collection.	Yes	No	
B. Condition of Radtrak <sup>®</sup> detector at time of deployment.	Yes	No	

**Mixed Waste Landfill  
Radon Detector Collection / Deployment Inspection Form**

<b>Location</b>	<b>Action Required</b> (Note any action required and date resolved, otherwise note "None")
RN1	None
RN2	None
RN3	None
RN4	None
RN5	None
RN6	None
RN7	None
RN8	None
RN9	None
RN10	None
RN11	None
RN12	None
RN13	None
RN14	None
RN15	None
RN16	None
RN17	None

Inspector's Signature



Original to: Mixed Waste Landfill Operating Record  
Copy to: SNL/NM Records Center

**ANNEX B**

**Mixed Waste Landfill  
Surface Soil Tritium and Biota Monitoring Forms and Reports**

**April 2014-March 2015**

**Data Evaluation Memo**

**Data Validation Reports**

**Contract Verification Reports**



**Sandia National Laboratories**

Operated for the U.S. Department of Energy by  
**Sandia Corporation**

Albuquerque, New Mexico 87185-

*date:* March 26, 2015

*to:* Mike Mitchell (6234), Robert Ziock (4142), and Bonnie Little (4142)

*from:* Mark Miller (41281), CHP

*subject:* Review of Tritium-in-Soil Results for LTMMP Monitoring at the Mixed Waste Landfill

The purpose of this memo is to document my review of the tritium-in-soil monitoring data results for the 8/21/14 and the 1/20/15 sample events.

Sample Date	Location	Concentration	Units	Comments
8/21/2014	MWL TS-2NW	151	pCi/L	U
8/21/2014	MWL TS-2SW	-39.4	pCi/L	U
8/21/2014	MWL TS-2SE	-45.9	pCi/L	U
8/21/2014	MWL TS-2NE	147	pCi/L	U
1/20/2015	MWL TS-2NW	1210	pCi/L	
1/20/2015	MWL TS-2SW	1660	pCi/L	
1/20/2015	MWL TS-2SE	1830	pCi/L	
1/20/2015	MWL TS-2NE	1010	pCi/L	

These results are consistent with the historic monitoring data collected at the MWL as part of the routine Terrestrial Surveillance Program, where the data collected between 2000 and 2014 ranged from 182 pCi/L (“not detected, or “U” qualified) to 6140 pCi/L. The August 2014 sampling locations were consistent with those established for the routine Terrestrial Surveillance monitoring program, however, even these locations have been shifted over time to accommodate construction of the subgrade (2006) and evapotranspirative (ET) cover (2009). The January 2015 locations were shifted to be consistent with the locations shown in the MWL Long-Term Monitoring and Maintenance Plan (LTMMP).

The data from the August 2014 sampling event were all “U” since the soil was very dry and tritium assay in soil depends on the presence of measurable soil moisture. There was more soil moisture present during the January 2015 sampling event due to winter precipitation events and cooler temperatures. Based on the large tritium surface-soil data set for the MWL, the nature of tritium flux from the MWL with the final ET cover in place, and my professional judgement, the variation in the two sets of results are mostly related to soil-moisture content and not the minor changes in sampling locations.

As previously stated, these results are consistent with historical sampling at the MWL and far below the LTMMP trigger level of 20,000 pCi/L. However, given the myriad of factors (soil moisture, tritium flux, barometric conditions, etc.) that affect the results observed at these very low concentrations that are very close to or less than the analytical method minimum detectable activity, plotting the data to show trends will not be useful or meaningful. In other words, the variation in sample results due to changes in soil moisture content will overwhelm any slight changes in actual tritium flux at low levels.

I recommend results be presented in tabular form and be evaluated relative to the historic data set and the LTMMP trigger level of 20,000 pCi/L. If the tritium flux from the disposal areas increases in the future due to changing conditions, they will be detected, compared to the trigger level, and reported appropriately.

cc: CFRC

**Mixed Waste Landfill**  
**Surface Soil Tritium and Biota Monitoring**  
**August 2014 Sampling Event**

## Memorandum

Date: September 25, 2014  
To: File  
From: Mary Donovan  
Subject: Inorganic Data Review and Validation – SNL  
Site: MWL Surface Soil  
AR/COC: 615736  
SDG: 355364  
Laboratory: GEL  
Project/Task: 146422.10.11.08  
Analysis: Metals

See the attached Data Validation Worksheets for supporting documentation on the data review and validation. This validation was performed according to SNL/NM ER Project AOP 00-03 Rev 4.

### Summary

Four soil samples were prepared and analyzed with approved procedures using methods EPA 6010B (ICP-AES). One soil sample was prepared and analyzed for Hg with approved procedures using method EPA 7471A (CVAA mercury). Data were reported for all required analytes. Problems were identified with the data package that resulted in the qualification of data.

### ICP-AES:

1. Ag was detected in a bracketing CCB at a concentration < the PQL. The associated results for samples 355364006 and -012 were detects  $\leq 5X$  the blank concentration and will be **qualified 0.535U,B3** at 5X the blank value.
2. Se was detected in the ICB and a bracketing CCB at concentrations < the PQL. The associated result for sample -008 was a detect  $\leq 5X$  the highest blank concentration and will be **qualified 5.2U,B3** at 5X the highest blank value.
3. The MS %R was <75% but  $\geq 30\%$  for Ba. The associated sample results were detects and will be **qualified J,MS3** due to low matrix spike recovery.

Data are acceptable and reported QC measures appear to be adequate. The following sections discuss the data review and validation.

### Holding Times and Preservation

The samples were prepared and analyzed within the prescribed holding times and properly preserved except as follows. Samples -006, -010 and -012 were received at 27°C and not at the method-specified temperature of  $\leq 6^\circ\text{C}$  for Hg; the analysis for those samples was cancelled by the client.



### **ICP-MS Instrument Tune**

The ICP-MS tunes met QC acceptance criteria.

### **Calibration**

All initial and continuing calibration criteria met QC acceptance criteria.

### **Reporting Limit Verification**

All CRI recoveries associated with the samples met QC acceptance criteria.

It should be noted that the CRI was analyzed at the PQL and not at 2X the PQL for all target analytes.

### **Blanks**

No target analytes were detected in the blanks except as noted above in the Summary section and as follows. Ag was detected in a bracketing CCB at a concentration < the PQL. The associated results for samples -008 and -010 were non-detects and will not be qualified.

As was detected in bracketing CCB at a concentration <PQL. All associated sample results were detects >5X the CCB concentration and will not be qualified.

Pb was detected in bracketing CCB at a negative concentration with an absolute value > the MDL but ≤ PQL. The associated sample results were detects >5X the MDL and will not be qualified.

Se was detected in the ICB and a bracketing CCB at concentrations < the PQL. The associated results for samples -006, -010 and -012 were non-detects and will not be qualified.

### **ICP -MS Internal Standards**

The ICP-MS internal standards met QC acceptance criteria.

### **Matrix Spike (MS)**

The MS met all QC acceptance criteria except as noted above in the Summary section.

### **Laboratory Replicate**

The replicate met all QC acceptance criteria.

### **Laboratory Control Sample (LCS)**

The LCS met all QC acceptance criteria.

### **Detection Limits/Dilutions**

All detection limits were properly reported.

### **ICP Interference Check Sample (ICS A and AB)**

Results of the ICS A and AB analyses were not evaluated because the sample concentrations of Ca, Mg, Al and Fe were < that in the ICS solution except as noted.

**ICP Serial Dilution**

The serial dilutions met all QC acceptance criteria.

**Other QC**

No other specific issues that affect data quality were identified.

**Reviewed by: Monica Dymerski                      Level I                      Date: 09/30/14**

## Memorandum

Date: September 26, 2014  
To: File  
From: Mary Donovan  
Subject: Inorganic Data Review and Validation – SNL  
Site: MWL Surface Soil  
AR/COC: 615736  
SDG: 355634  
Laboratory: GEL  
Project/Task: 146422.10.11.08  
Analysis: RAD

See the attached Data Validation Worksheets for supporting documentation on the data review and validation. This validation was performed according to SNL/NM ER Project AOP 00-03 Rev 4.

### Summary

Five soil samples were prepared and analyzed with approved procedures using method HASL 300 (gamma spec, solid – long list) and GL-RAD-A-002 (LSC, tritium). Problems were identified with the data package that resulted in the qualification of data.

#### Gamma Spec and tritium:

1. All sample results which were either < the associated 2-sigma TPU or < the associated MDA will be **qualified BD,FR3**.

#### Gamma Spec:

1. The Th-234 and U-238 results for sample 355364013 were rejected by the laboratory due to the peak not meeting identification criteria and will be **qualified R,Z2**.
2. According to the case narrative, no peaks were identified for Bi-212 in sample -011. The associated sample result is considered ND at the calculated MDA and will be **qualified BD,Z2**.
3. All sample results that were > the MDA but  $\leq 3X$  the MDA will be **qualified J,FR7**.

Data are acceptable and reported QC measures appear to be adequate. The following sections discuss the data review and validation.

### Holding Times and Preservation

The samples were properly preserved and prepared and analyzed within the prescribed holding time.

### **Quantification**

All quantification criteria were met except as noted above in the Summary section.

### **Calibration**

The case narratives stated that the instruments used were properly calibrated.

### **Blanks**

No target analytes were detected in the blanks at concentrations > the MDA and 2-sigma TPU.

### **Tracer/Carrier Recovery**

Tracers or carriers were not required for these methods.

### **Matrix Spike (MS)**

The MS met all QC acceptance criteria.

### **Laboratory Replicate**

All replicate error ratio acceptance criteria were met.

### **Laboratory Control Sample (LCS)**

All LCS recoveries met QC acceptance criteria,

### **Detection Limits/Dilutions**

The samples were not diluted. All required detection limits were met.

### **Other QC**

One field duplicate was submitted with ARCO 615736. There are no “required” review criteria for field duplicate analyses comparability; no data will be qualified as a result.

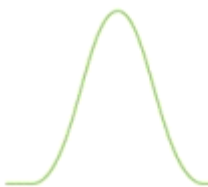
No other specific issues that affect data quality were identified.

**Reviewed by:** Monica Dymerski

**Level I**

**Date:** 09/30/14

---



## Sample Findings Summary



AR/COC: 615736

Page 1 of 4

Analytical Method	Sample ID	Analyte Name (CAS#)	Qualifier, RC
DOE HASL 300, 4.5.2.3/Ga-			
	096501-002/MWL AHSS-01	Americium-241 (14596-10-2)	BD, FR3
	096501-002/MWL AHSS-01	Beryllium-7 (13966-02-4)	BD, FR3
	096501-002/MWL AHSS-01	Cesium-137 (10045-97-3)	J, FR7
	096501-002/MWL AHSS-01	Cobalt-60 (10198-40-0)	BD, FR3
	096501-002/MWL AHSS-01	Neptunium-237 (13994-20-2)	BD, FR3
	096501-002/MWL AHSS-01	Radium-223 (15623-45-7)	BD, FR3
	096501-002/MWL AHSS-01	Radium-224 (13233-32-4)	BD, FR3
	096501-002/MWL AHSS-01	Sodium-22 (13966-32-0)	BD, FR3
	096501-002/MWL AHSS-01	Thorium-227 (15623-47-9)	BD, FR3
	096501-002/MWL AHSS-01	Thorium-231 (14932-40-2)	BD, FR3
	096501-002/MWL AHSS-01	Thorium-234 (15065-10-8)	BD, FR3
	096501-002/MWL AHSS-01	Uranium-235 (15117-96-1)	BD, FR3
	096501-002/MWL AHSS-01	Uranium-238 (7440-61-1)	BD, FR3
	096502-002/MWL AHSS-02	Americium-241 (14596-10-2)	BD, FR3
	096502-002/MWL AHSS-02	Beryllium-7 (13966-02-4)	J, FR7
	096502-002/MWL AHSS-02	Cobalt-60 (10198-40-0)	BD, FR3
	096502-002/MWL AHSS-02	Neptunium-237 (13994-20-2)	BD, FR3
	096502-002/MWL AHSS-02	Radium-223 (15623-45-7)	BD, FR3
	096502-002/MWL AHSS-02	Sodium-22 (13966-32-0)	BD, FR3
	096502-002/MWL AHSS-02	Thorium-227 (15623-47-9)	BD, FR3
	096502-002/MWL AHSS-02	Thorium-231 (14932-40-2)	BD, FR3
	096502-002/MWL AHSS-02	Thorium-234 (15065-10-8)	J, FR7
	096502-002/MWL AHSS-02	Uranium-235 (15117-96-1)	BD, FR3
	096502-002/MWL AHSS-02	Uranium-238 (7440-61-1)	J, FR7

Analytical Method	Sample ID	Analyte Name (CAS#)	Qualifier, RC
	096503-002/MWL ABSS-01	Americium-241 (14596-10-2)	BD, FR3
	096503-002/MWL ABSS-01	Beryllium-7 (13966-02-4)	BD, FR3
	096503-002/MWL ABSS-01	Bismuth-212 (14913-49-6)	BD, Z2
	096503-002/MWL ABSS-01	Cobalt-60 (10198-40-0)	BD, FR3
	096503-002/MWL ABSS-01	Neptunium-237 (13994-20-2)	BD, FR3
	096503-002/MWL ABSS-01	Radium-223 (15623-45-7)	BD, FR3
	096503-002/MWL ABSS-01	Radium-224 (13233-32-4)	BD, FR3
	096503-002/MWL ABSS-01	Sodium-22 (13966-32-0)	BD, FR3
	096503-002/MWL ABSS-01	Thorium-227 (15623-47-9)	BD, FR3
	096503-002/MWL ABSS-01	Thorium-231 (14932-40-2)	BD, FR3
	096503-002/MWL ABSS-01	Thorium-234 (15065-10-8)	BD, FR3
	096503-002/MWL ABSS-01	Uranium-235 (15117-96-1)	BD, FR3
	096503-002/MWL ABSS-01	Uranium-238 (7440-61-1)	BD, FR3
	096504-002/MWL ABSS-02	Americium-241 (14596-10-2)	BD, FR3
	096504-002/MWL ABSS-02	Beryllium-7 (13966-02-4)	BD, FR3
	096504-002/MWL ABSS-02	Cobalt-60 (10198-40-0)	BD, FR3
	096504-002/MWL ABSS-02	Neptunium-237 (13994-20-2)	BD, FR3
	096504-002/MWL ABSS-02	Radium-223 (15623-45-7)	BD, FR3
	096504-002/MWL ABSS-02	Radium-224 (13233-32-4)	J, FR7
	096504-002/MWL ABSS-02	Sodium-22 (13966-32-0)	BD, FR3
	096504-002/MWL ABSS-02	Thorium-227 (15623-47-9)	BD, FR3
	096504-002/MWL ABSS-02	Thorium-231 (14932-40-2)	BD, FR3
	096504-002/MWL ABSS-02	Thorium-234 (15065-10-8)	R, Z2
	096504-002/MWL ABSS-02	Uranium-235 (15117-96-1)	BD, FR3
	096504-002/MWL ABSS-02	Uranium-238 (7440-61-1)	R, Z2
	096505-001/MWL PDRV-01	Actinium-228 (14331-83-0)	BD, FR3
	096505-001/MWL PDRV-01	Americium-241 (14596-10-2)	BD, FR3
	096505-001/MWL PDRV-01	Bismuth-212 (14913-49-6)	BD, FR3

Analytical Method	Sample ID	Analyte Name (CAS#)	Qualifier, RC
	096505-001/MWL PDRV-01	Bismuth-214 (14733-03-0)	BD, FR3
	096505-001/MWL PDRV-01	Cesium-137 (10045-97-3)	BD, FR3
	096505-001/MWL PDRV-01	Cobalt-60 (10198-40-0)	BD, FR3
	096505-001/MWL PDRV-01	Lead-212 (15092-94-1)	BD, FR3
	096505-001/MWL PDRV-01	Lead-214 (15067-28-4)	BD, FR3
	096505-001/MWL PDRV-01	Neptunium-237 (13994-20-2)	BD, FR3
	096505-001/MWL PDRV-01	Radium-223 (15623-45-7)	BD, FR3
	096505-001/MWL PDRV-01	Radium-224 (13233-32-4)	BD, FR3
	096505-001/MWL PDRV-01	Radium-226 (13982-63-3)	BD, FR3
	096505-001/MWL PDRV-01	Radium-228 (15262-20-1)	BD, FR3
	096505-001/MWL PDRV-01	Sodium-22 (13966-32-0)	BD, FR3
	096505-001/MWL PDRV-01	Thorium-227 (15623-47-9)	BD, FR3
	096505-001/MWL PDRV-01	Thorium-231 (14932-40-2)	BD, FR3
	096505-001/MWL PDRV-01	Thorium-234 (15065-10-8)	BD, FR3
	096505-001/MWL PDRV-01	Uranium-235 (15117-96-1)	BD, FR3
	096505-001/MWL PDRV-01	Uranium-238 (7440-61-1)	BD, FR3
<b>GL-RAD-A-002</b>			
	096496-001/MWL TS-2NW	Tritium (10028-17-8)	BD, FR3
	096497-001/MWL TS-2SW	Tritium (10028-17-8)	BD, FR3
	096498-001/MWL TS-2SE	Tritium (10028-17-8)	BD, FR3
	096499-001/MWL TS-2NE	Tritium (10028-17-8)	BD, FR3
	096500-001/MWL TS-2NE	Tritium (10028-17-8)	BD, FR3
<b>SW846 3050B/6010B</b>			
	096501-001/MWL AHSS-01	Barium (7440-39-3)	J, MS3
	096501-001/MWL AHSS-01	Silver (7440-22-4)	0.535U, B3
	096502-001/MWL AHSS-02	Barium (7440-39-3)	J, MS3
	096502-001/MWL AHSS-02	Selenium (7782-49-2)	5.2U, B3
	096503-001/MWL ABSS-01	Barium (7440-39-3)	J, MS3
	096504-001/MWL ABSS-02	Barium (7440-39-3)	J, MS3

---

Analytical Method	Sample ID	Analyte Name (CAS#)	Qualifier, RC
	096504-001/MWL ABSS-02	Silver (7440-22-4)	0.535U, B3

All other analyses met QC acceptance criteria; no further data should be qualified.

---



## Data Validation Summary Worksheet

AR/COC #: 615736

Site/Project: MWL Surface Soil

Validation Date: 09/25/14

SDG #: 355364

Laboratory: GEL Laboratories, LLC

Validator: Mary Donovan

Matrix: Soil

# of Samples: 14

CVR present: Yes

Analysis Type: ☐ Organic ☒ Metals

AR/COC(s) present: Yes

Sample Container Integrity: OK

X ☐ Rad

☐ Gen Chem

Requested Analyses Not Reported						
Sample Number	Laboratory ID	organic	genchem	metals	rad	Comments
None						

Hold Time/Preservation Outliers								
Sample Number	Laboratory ID	Analysis	Pres.	Coll. Date	Prep. Date	Anal. Date	Anal. within 2X HT	Anal. beyond 2X HT
096501-001, 096503-001, 096504-001	355364006, -010 and -012	Hg	Received @ 27°C					

Comments: Samples collected 08/21/2014; samples 096501-001, 096503-001 and 096504-001 were received at 27°C and not at method-specified temperature of ≤6°C for Hg, analysis cancelled by client

Revised 7/2007

Validated By: Mary A. Donovan

# Inorganic Metals Worksheet

AR/COC #: 615736

SDG #: 355364

Matrix: Soil

Laboratory Sample IDs: 355364006, -008, -010 and -012

Method/Batch #: **3050B/6010B:** 1414864/1414865 **7471A:** 1417518/1417519

ICPMS Mass Cal (pass/fail) NA

ICPMS Resolution (pass/fail) NA

Analyte (outliers)	Calibration						Method Blank mg/kg	5X Blank or (5X MDL) mg/kg	LCS %R	MS %R	Lab Rep. RPD	Serial Dil. %D	ICS AB %R	ICS A ± MDL	CRI %R				
	Int.	R <sup>2</sup>	ICV	CCV	ICB µg/L	CCB µg/L													
Ba	✓	✓	✓	✓	✓	✓	✓	NA	✓	51	✓	✓	✓	✓	✓				
Ag	✓	✓	✓	✓	1.07	✓	✓	0.535	✓	✓	✓	✓	✓	✓	✓				
As	✓	✓	✓	✓	✓	7.85	✓	3.92	✓	✓	✓	✓	✓	✓	✓				
Pb	✓	✓	✓	✓	✓	-5.06	✓	(1.65)	✓	✓	✓	✓	✓	✓	✓				
Se	✓	✓	✓	✓	7.89	10.4	✓	5.2	✓	✓	✓	✓	✓	✓	✓				

IS Outliers 60-125%				IS Outliers 80-120%			
Sample ID	%Recovery	%Recovery	%Recovery	CCV/CCB ID	%Recovery	%Recovery	%Recovery
None				None			

Comments:\_HTs OK; Matrix QC -006 (ICP-AES) and -008 (CVAA)

Revised 7/2007

# Radiochemistry Worksheet

AR/COC #: 615736                      SDG #: 355364                      Matrix: Soil

Laboratory Sample IDs: 355364— see below

Method/Batch#s: HASL 300 (Gammascop) 1414754/1414869 -007, -009, -011 and -013 1414754/1414872 -014

Method/Batch#s: GL-RAD-A-002 (LSC, Tritium Vacuum) **1415004** -001, -002, -003, -004 and -005

Analyte (outliers)	Control Freq.	Control Eval.	Method Blank	5X Blank or 5X MDC	LCS %R	MS %R	MSD %R	MS/ MSD RER	Lab Rep. RER				
None													
Tracer/Carrier Recovery Outliers													
Sample ID	Tracer/Carrier	%R	Sample ID			Tracer/Carrier	%R	Sample ID		Tracer/Carrier	%R		
NA													

Comments: HTs OK, GS DUP -007 and -014; H3 MS and DUP -001

Data rejected by the lab due to peaks not meeting identification criteria -013 (Th-234 and U-238)

Revised 7/2007

**CONTRACT LABORATORY**Page 1 of 2

SMO Use

AR/COC	615736
--------	--------

Project Name:	MWL Surface Soil	Date Samples Shipped:	8/22/14	SMO Authorization:	<i>[Signature]</i>	<input type="checkbox"/> Waste Characterization
Project/Task Manager:	R. Ziock	Carrier/Waybill No.	222851	SMO Contact Phone:		<input type="checkbox"/> RMMA
Project/Task Number:	146422/10.11.08	Lab Contact:	Edie Kent		Wendy Palencia/505.844.3132	<input type="checkbox"/> Released by COC No.
Service Order:	CF426-14	Lab Destination:	GEL	Send Report to SMO:		<input checked="" type="checkbox"/> 4° Celsius
		Contract No.:	1303873		Rita Kavanaugh/505.284.2553	Bill to: Sandia National Laboratories (Accounts Payable),

Building:	Room:	Operational Site:
-----------	-------	-------------------

Sample No.	Fraction	Sample Location Detail	Depth (ft)	Date/Time Collected	Sample Matrix	Container		Preservative	Collection Method	Sample Type	Parameter & Method Requested	Lab Sample ID
						Type	Volume					
096496	-001	MWL TS-2NW	N/A	8/21/14 0900	S	P	2 x 1L	None	G	SA	Tritium	001
096497	-001	MWL TS-2SW	N/A	0910	S	P	2 x 1L	None	G	SA	Tritium	
096498	-001	MWL TS-2SE	N/A	0915	S	P	2 x 1L	None	G	SA	Tritium	003
096499	-001	MWL TS-2NE	N/A	0920	S	P	2 x 1L	None	G	SA	Tritium	004
096500	-001	MWL TS-2NE	N/A	↓ ↓	S	P	2 x 1L	None	G	DU	Tritium	
096501	-001	MWL AHSS-01	N/A	8/21/14 820	S	P	250ml	None	G	SA	RCRA Metals*	
096501	-002	MWL AHSS-01	N/A	↓ ↓	S	P	250ml	None	G	SA	Gamma Spec	
096502	-001	MWL AHSS-02	N/A	8/21/14 845	S	P	250ml	None	G	SA	RCRA Metals*	008
096502	-002	MWL AHSS-02	N/A	↓ ↓	S	P	250ml	None	G	SA	Gamma Spec	009

Last Chain: <input checked="" type="checkbox"/> Yes		Sample Tracking		SMO Use		Special Instructions/QC Requirements:		Conditions on Receipt
Validation Req'd: <input type="checkbox"/> Yes		Date Entered:		EDD <input checked="" type="checkbox"/> Yes <input type="checkbox"/> No				
Background: <input type="checkbox"/> Yes		Entered by:		Turnaround Time <input type="checkbox"/> 7 Day* <input type="checkbox"/> 15 Day* <input checked="" type="checkbox"/> 30 Day				
Confirmatory: <input type="checkbox"/> Yes		QC inits.:		Negotiated TAT <input type="checkbox"/>				
Sample Team Members	Name	Signature	Init.	Company/Organization/Phone/Cell		Sample Disposal <input type="checkbox"/> Return to Client <input checked="" type="checkbox"/> Disposal by Lab		Lab Use
	Danielle M. Nieto	<i>[Signature]</i>	<i>[Init.]</i>	SNL/4143/845-7706		Return Samples By:		
	Robert Zuck	<i>[Signature]</i>	<i>[Init.]</i>	SNL/4142/845-0485		Comments:		
						* Include CU, Ni, V, Zn, Co, and Be		

1. Relinquished by <i>D. J. M. [Signature]</i> Org. <i>4143</i> Date <i>8/21/14</i> Time <i>9:45</i>	3. Relinquished by _____ Org. _____ Date _____ Time _____
1. Received by <i>D. J. M. [Signature]</i> Org. <i>4142</i> Date <i>8/21/14</i> Time <i>0945</i>	3. Received by _____ Org. _____ Date _____ Time _____
2. Relinquished by <i>[Signature]</i> Org. <i>9142</i> Date <i>8/22/14</i> Time <i>0900</i>	4. Relinquished by _____ Org. _____ Date _____ Time _____
2. Received by <i>[Signature]</i> Org. <i>621</i> Date <i>8-23-14</i> Time <i>0915</i>	4. Received by _____ Org. _____ Date _____ Time _____

\*Prior confirmation with SMO required for 7 and 15 day TAT

## ANALYSIS REQUEST AND CHAIN OF CUSTODY (Continuation)

Page 2 of 2

AR/COC 615736

[illegible]

CONTRACT LABORATORY  
ANALYSIS REQUEST AND CHAIN OF CUSTODY

Internal Lab

Batch No. *N/A*

SMO Use

AR/COC **615736**

Project Name: MWL Surface Soil	Date Samples Shipped: <i>8/22/14</i>	SMO Authorization: <i>[Signature]</i>	<input type="checkbox"/> Waste Characterization <input type="checkbox"/> RMMA <input type="checkbox"/> Released by COC No. <input checked="" type="checkbox"/> <b>4° Celsius</b>
Project/Task Manager: R. Ziock	Carrier/Waybill No. <i>722851</i>	SMO Contact Phone: Wendy Palencia/505.844.3132	
Project/Task Number: 146422/10.11.08	Lab Contact: Edie Kent	Send Report to SMO: Rita Kavanaugh/505.284.2553	
Service Order: CF426-14	Lab Destination: GEL		
Contract No.: 1303873			

Tech Area:		Operational Site:
Building:	Room:	

Sample No.	Fraction	Sample Location Detail	Depth (ft)	Date/Time Collected	Sample Matrix	Container Type	Volume	Preservative	Collection Method	Sample Type	Parameter & Method Requested	Lab Sample ID
096496	-001	MWL TS-2NW	N/A	<i>8/21/14 0900</i>	S	P	2 x 1L	None	G	SA	Tritium	
096497	-001	MWL TS-2SW	N/A	<i>0910</i>	S	P	2 x 1L	None	G	SA	Tritium	<i>002</i>
096498	-001	MWL TS-2SE	N/A	<i>0915</i>	S	P	2 x 1L	None	G	SA	Tritium	
096499	-001	MWL TS-2NE	N/A	<i>0920</i>	S	P	2 x 1L	None	G	SA	Tritium	
096500	-001	MWL TS-2NE	N/A	<i>↓ ↓</i>	S	P	2 x 1L	None	G	DU	Tritium	<i>005</i>
096501	-001	MWL AHSS-01	N/A	<i>8/21/14 820</i>	S	P	250ml	None	G	SA	RCRA Metals*	<i>006</i>
096501	-002	MWL AHSS-01	N/A	<i>↓ ↓</i>	S	P	250ml	None	G	SA	Gamma Spec	<i>007</i>
096502	-001	MWL AHSS-02	N/A	<i>8/21/14 845</i>	S	P	250ml	None	G	SA	RCRA Metals*	
096502	-002	MWL AHSS-02	N/A	<i>↓ ↓</i>	S	P	250ml	None	G	SA	Gamma Spec	

Last Chain: <input checked="" type="checkbox"/> Yes		Sample Tracking		SMO Use	Special Instructions/QC Requirements:			Conditions on Receipt
Validation Req'd: <input type="checkbox"/> Yes		Date Entered:			EDD <input checked="" type="checkbox"/> Yes <input type="checkbox"/> No			
Background: <input type="checkbox"/> Yes		Entered by:			Turnaround Time <input type="checkbox"/> 7 Day* <input type="checkbox"/> 15 Day* <input checked="" type="checkbox"/> 30 Day			
Confirmatory: <input type="checkbox"/> Yes		QC inits.:			Negotiated TAT <input type="checkbox"/>			
Sample Team Members	Name	Signature	Init.	Company/Organization/Phone/Cell	Sample Disposal <input type="checkbox"/> Return to Client <input checked="" type="checkbox"/> Disposal by Lab			
	Danielle M. Nieto	<i>[Signature]</i>	<i>DN</i>	SNL/4143/845-7706	Return Samples By:			
	Robert Ziock	<i>[Signature]</i>		SNL/4142/845-0485	Comments:			
					* Include CU, Ni, V, Zn, Co, and Be			

1. Relinquished by <i>Danielle M. Nieto</i> Org. <i>4143</i> Date <i>8/21/14</i> Time <i>945</i>	3. Relinquished by _____ Org. _____ Date _____ Time _____
1. Received by <i>[Signature]</i> Org. <i>4142</i> Date <i>8/21/14</i> Time <i>0945</i>	3. Received by _____ Org. _____ Date _____ Time _____
2. Relinquished by <i>[Signature]</i> Org. <i>4142</i> Date <i>8/22/14</i> Time <i>0900</i>	4. Relinquished by _____ Org. _____ Date _____ Time _____
2. Received by <i>[Signature]</i> Org. _____ Date <i>8-22-14</i> Time <i>0900</i>	4. Received by _____ Org. _____ Date _____ Time _____

\*Prior confirmation with SMO required for 7 and 15 day TAT

**CONTRACT LABORATORY  
ANALYSIS REQUEST AND CHAIN OF CUSTODY (Continuation)**

Page 2 of 2

AR/COC	615736
--------	--------

[illegible]

## Contract Verification Review (CVR)

Project Leader ZIOCK Project Name MWL SURFACE SOIL Project/Task No. 146422\_10.11.08  
 ARCO No. 615736 Analytical Lab GEL SDG No. 355364

*In the tables below, mark any information that is missing or incorrect and give an explanation.*

### 1.0 Analysis Request and Chain of Custody Record and Log-In Information

Line No.	Item	Complete?		If no, explain
		Yes	No	
1.1	All items on ARCO complete - data entry clerk initialed and dated	X		
1.2	Container type(s) correct for analyses requested	X		
1.3	Sample volume adequate for # and types of analyses requested	X		
1.4	Preservative correct for analyses requested	X		
1.5	Custody records continuous and complete	X		
1.6	Lab sample number(s) provided and SNL sample number(s) cross referenced and correct	X		
1.7	Date samples received	X		
1.8	Condition upon receipt information provided	X		

### 2.0 Analytical Laboratory Report

Line No.	Item	Complete?		If no, explain
		Yes	No	
2.1	Data reviewed, signature	X		
2.2	Method reference number(s) complete and correct	X		
2.3	QC analysis and acceptance limits provided (MB, LCS, Replicate)	X		
2.4	Matrix spike/matrix spike duplicate data provided	X		
2.5	Detection limits provided; PQL and MDL(or IDL), MDA and L <sub>c</sub>	X		
2.6	QC batch numbers provided	X		
2.7	Dilution factors provided and all dilution levels reported	X		
2.8	Data reported in appropriate units and using correct significant figures	X		
2.9	Radiochemistry analysis uncertainty (2 sigma error) and tracer recovery (if applicable) reported	X		
2.10	Narrative provided	X		
2.11	TAT met	X		
2.12	Holding times met	X		
2.13	Contractual qualifiers provided	X		
2.14	All requested result and TIC (if requested) data provided	X		Hg CANCELED FOR SAMPLES 096501-001, 096503-001 & 096504-001 DUE TO TEMPERATURE ISSUE



## Contract Verification Review (Continued)

### 3.0 Data Quality Evaluation

Item	Yes	No	If no, Sample ID No./Fraction(s) and Analysis
3.1 Are reporting units appropriate for the matrix and meet contract specified or project-specific requirements? Inorganics and metals reported as ppm (mg/liter or mg/Kg)? Tritium reported in picocuries per liter with percent moisture for soil samples? Units consistent between QC samples and sample data	X		
3.2 Quantitation limit met for all samples	X		
3.3 Accuracy			
a) Laboratory control sample accuracy reported and met for all samples	X		
b) Surrogate data reported and met for all organic samples analyzed by a gas chromatography technique	N/A		
c) Matrix spike recovery data reported and met		X	BARIUM OUTSIDE RECOVERY LIMITS FOR MATRIX SPIKE
3.4 Precision			
a) Replicate sample precision reported and met for all inorganic and radiochemistry samples	X		
b) Matrix spike duplicate RPD data reported and met for all organic samples	N/A		
3.5 Blank data			
a) Method or reagent blank data reported and met for all samples	X		
b) Sampling blank (e.g., field, trip, and equipment) data reported and met	N/A		
3.6 Contractual qualifiers provided: "J"- estimated quantity; "B"- analyte found in method blank above the MDL for organic and inorganic; "U"- analyte undetected (results are below the MDL, IDL, or MDA (radiochemical)); "H"- analysis done beyond the holding time; "h" - analysis done beyond the extraction/preparation holding time; "N" - result associated with spike analysis outside control limits	X		
3.7 Narrative addresses planchet flaming for gross alpha/beta	N/A		
3.8 Narrative included, correct, and complete	X		
3.9 Second column confirmation data provided for methods 8330 (high explosives), pesticides/PCBs 8081 and 8082 and herbicides 8151	N/A		

## Contract Verification Review (Continued)

### 4.0 Calibration and Validation Documentation

Item	Yes	No	Comments
4.1 GC/MS (8260 and 8270)			
a) 12-hour tune check provided	N/A		
b) Initial calibration provided	N/A		
c) Continuing calibration provided	N/A		
d) Internal standard performance data provided	N/A		
e) Instrument run logs provided	N/A		
4.2 GC/HPLC (8330, 8082, 9070A, and 8010)			
a) Initial calibration provided	N/A		
b) Continuing calibration provided	N/A		
c) Instrument run logs provided	N/A		
4.3 HRGC/HRMS (1668)			
a) 12-hour tune check provided	N/A		
b) Initial calibration provided	N/A		
c) Continuing calibration provided	N/A		
d) Internal standard performance data provided	N/A		
e) Labeled compound recovery data provided	N/A		

## Contract Verification Review (Continued)

f) RRTs for samples and standards provided	N/A		
g) Ion abundance ratios for samples and standards provided	N/A		
h) Instrument run logs provided	N/A		
4.4 LC/MS/MS (6850)			
a) Initial calibration provided	N/A		
b) Continuing calibration provided	N/A		
c) CRI provided	N/A		
d) Internal standard performance data provided	N/A		
e) Chlorine isotope ratios provided (perchlorate only)	N/A		
f) ICS provided (perchlorate only)	N/A		
4.5 Inorganics (metals)			
a) Initial calibration provided	X		
b) Continuing calibration provided	X		
c) ICP interference check sample data provided	X		
d) ICP serial dilution provided	X		
e) Instrument run logs provided	X		
4.6 Radiochemistry and General Chemistry			
a) Instrument run logs provided	X		

## Contract Verification Review (Concluded)

### 5.0 Data Anomaly Report

Item	Yes	No	Comments
5.1 DAR completed for monitoring and surveillance sample data	N/A		
5.2 Problems or outliers noted	N/A		
5.3 Verification or reanalysis requested from lab	N/A		

### 6.0 Problem Resolution

*Summarize the findings in the table below. List only samples/fractions for which deficiencies have been noted.*

Sample/Fraction No.	Analysis	Problems/Comments/Resolutions

Were deficiencies unresolved?      ☐ Yes      ☒ No

Based on the review, this data package is complete.      ☒ Yes      ☐ No

If no, provide nonconformance report or correction request number \_\_\_\_\_ and date correction request was submitted: \_\_\_\_\_

Reviewed by: W. Palencia Date: 9.25.2014

Were resolutions adequate and data package complete?      ☐ Yes      ☐ No

Closed by: \_\_\_\_\_ Date: \_\_\_\_\_

**Mixed Waste Landfill**

**Surface Soil Tritium and Biota Monitoring**

**January 2015 Tritium Re-sampling Event**

## Memorandum

Date: February 25, 2015  
To: File  
From: Mary Donovan  
Subject: Inorganic Data Review and Validation – SNL  
Site: MWL Surface Soil  
AR/COC: 615978  
SDG: 365592  
Laboratory: GEL  
Project/Task: 146422.10.11.08  
Analysis: RAD

See the attached Data Validation Worksheets for supporting documentation on the data review and validation. This validation was performed according to SNL/NM ER Project AOP 00-03 Rev 4.

### **Summary**

Five soil samples were prepared and analyzed with approved procedures using method GL-RAD-A-002 (LSC, tritium). No problems were identified with the data package that resulted in the qualification of data.

Data are acceptable and reported QC measures appear to be adequate. The following sections discuss the data review and validation.

### **Holding Times and Preservation**

The samples were properly preserved and prepared and analyzed within the prescribed holding time.

### **Quantification**

All quantification criteria were met.

### **Calibration**

The case narratives stated that the instruments used were properly calibrated.

### **Blanks**

No target analytes were detected in the blanks at concentrations > the MDA and 2-sigma TPU.

**Tracer/Carrier Recovery**

Tracers or carriers were not required for these methods.

**Matrix Spike (MS)**

The MS met all QC acceptance criteria.

**Laboratory Replicate**

All replicate error ratio acceptance criteria were met.

**Laboratory Control Sample (LCS)**

All LCS recoveries met QC acceptance criteria,

**Detection Limits/Dilutions**

The samples were not diluted. All required detection limits were met.

**Other QC**

One field duplicate was submitted with ARCO 615978. There are no “required” review criteria for field duplicate analyses comparability; no data will be qualified as a result.

No other specific issues that affect data quality were identified.

**Reviewed by:** Monica Dymerski                      **Level I**                      **Date:** 02/25/15



## Sample Findings Summary



AR/COC: 615978

Page 1 of 1

Analytical Method	Sample ID	Analyte Name (CAS#)	Qualifier, RC

All other analyses met QC acceptance criteria; no further data should be qualified.



# Radiochemistry Worksheet

AR/COC #: 615978

SDG #: 365592

Matrix: Soil

Laboratory Sample IDs: 365592 - see below

Method/Batch#s: GL-RAD-A-002 (LSC, Tritium Vacuum)/**1454287**: -001, -002, -003, -004 and -005

Analyte (outliers)	Control Freq.	Control Eval.	Method Blank	5X Blank or 5X MDC	LCS %R	MS %R	MSD %R	MS/ MSD RER	Lab Rep. RER				
None													
Tracer/Carrier Recovery Outliers													
Sample ID	Tracer/Carrier	%R	Sample ID			Tracer/Carrier	%R	Sample ID		Tracer/Carrier	%R		
NA													

Comments: HTs OK, MS and DUP -004

All samples were realiquotted and recounted to verify analysis results. The original results were confirmed and reported.

Revised 7/2007

# CONTRACT LABORATORY ANALYSIS REQUEST AND CHAIN OF CUSTODY

Internal Lab

Page 1 of 1Batch No. N/A

SMO Use

AR/COC **615978**

Project Name: MWL Surface Soil	Date Samples Shipped: <u>1/21/15</u>	SMO Authorization: <u>[Signature]</u>	<input type="checkbox"/> Waste Characterization
Project/Task Manager: R. Ziock	Carrier/Waybill No. <u>228579</u>	SMO Contact Phone: <u>9mm</u>	<input type="checkbox"/> RMMA
Project/Task Number: 146422/10.11.08	Lab Contact: Edie Kent	Wendy Palencia/505.844.3132	<input type="checkbox"/> Released by COC No. <input checked="" type="checkbox"/> 4° Celsius
Service Order: CF426-15	Lab Destination: GEL	Send Report to SMO: Rita Kavanaugh/505.284.2553	
Contract No.: 1303873		Bill to: Sandia National Laboratories (Accounts Payable), P.O. Box 5800, MS-0154 Albuquerque, NM 87185-0154 <u>365592</u>	

Tech Area:			Operational Site:								P.O. Box 5800, MS-0154		365598
Building:		Room:									Albuquerque, NM 87185-0154		
Sample No.	Fraction	Sample Location Detail	Depth (ft)	Date/Time Collected	Sample Matrix	Container		Preserv- ative	Collection Method	Sample Type	Parameter & Method Requested	Lab Sample ID	
						Type	Volume						
097125	-001	MWL TS-2NW	N/A	1-20-15/1315	S	P	2 x 1L	None	G	SA	Tritium	001	
097126	-001	MWL TS-2SW	N/A	1-20-15/1325	S	P	2 x 1L	None	G	SA	Tritium	002	
097127	-001	MWL TS-2SE	N/A	1-20-15/1330	S	P	2 x 1L	None	G	SA	Tritium	003	
097128	-001	MWL TS-2NE	N/A	1-20-15/1335	S	P	2 x 1L	None	G	SA	Tritium	004	
097128	-002	MWL TS-2NE	N/A	1-20-15/1335	S	P	2 x 1L	None	G	DU	Tritium	005	

Last Chain: <input checked="" type="checkbox"/> Yes		Sample Tracking		SMO Use		Special Instructions/QC Requirements:		Conditions on Receipt	
Validation Req'd: <input type="checkbox"/> Yes		Date Entered:		EDD <input checked="" type="checkbox"/> Yes <input type="checkbox"/> No					
Background: <input type="checkbox"/> Yes		Entered by:		Turnaround Time <input type="checkbox"/> 7 Day* <input type="checkbox"/> 15 Day* <input checked="" type="checkbox"/> 30 Day					
Confirmatory: <input type="checkbox"/> Yes		QC initials:		Negotiated TAT <input type="checkbox"/>					
Sample Team Members	Name	Signature	Init.	Company/Organization/Phone/Cell		Sample Disposal <input type="checkbox"/> Return to Client <input checked="" type="checkbox"/> Disposal by Lab		Lab Use	
	Danielle M. Nieto	<u>[Signature]</u>		SNL/4143/845-7706		Return Samples By:			
	Robert Ziock	<u>[Signature]</u>		SNL/4142/845-0485		Comments:			
						* Include CU, Ni, V, Zn, Co, and Be			
1. Relinquished by <u>[Signature]</u> Org. <u>4142</u> Date <u>1/20/15</u> Time <u>1354</u>		3. Relinquished by		Org.		Date		Time	
1. Received by <u>[Signature]</u> Org. <u>4142</u> Date <u>1/20/15</u> Time <u>1354</u>		3. Received by		Org.		Date		Time	
2. Relinquished by <u>[Signature]</u> Org. <u>4142</u> Date <u>1/21/15</u> Time <u>0705</u>		4. Relinquished by		Org.		Date		Time	
2. Received by <u>[Signature]</u> Org. <u>GEL</u> Date <u>1.21.15</u> Time <u>0850</u>		4. Received by		Org.		Date		Time	

\*Prior confirmation with SMO required for 7 and 15 day TAT

## Contract Verification Form (CVR)

Project Leader Ziock

Project Name MWL Surface Soil

Project/Task No. 146422\_10.11.08

ARCOC No. 615978

Analytical Lab GEL

SDG No. 365592

*In the tables below, mark any information that is missing or incorrect and give an explanation.*

### 1.0 Analysis Request and Chain of Custody Record and Log-In Information

Line No.	Item	Complete?		If no, explain
		Yes	No	
1.1	All items on ARCOG complete - data entry clerk initialed and dated	X		
1.2	Container type(s) correct for analyses requested	X		
1.3	Sample volume adequate for # and types of analyses requested	X		
1.4	Preservative correct for analyses requested	X		
1.5	Custody records continuous and complete	X		
1.6	Lab sample number(s) provided and SNL sample number(s) cross referenced and correct	X		
1.7	Date samples received	X		
1.8	Condition upon receipt information provided	X		

### 2.0 Analytical Laboratory Report

Line No.	Item	Complete?		If no, explain
		Yes	No	
2.1	Data reviewed, signature	X		
2.2	Method reference number(s) complete and correct	X		
2.3	QC analysis and acceptance limits provided (MB, LCS, Replicate)	X		
2.4	Matrix spike/matrix spike duplicate data provided	X		
2.5	Detection limits provided; PQL and MDL(or IDL), MDA and Lc	X		
2.6	QC batch numbers provided	X		
2.7	Dilution factors provided and all dilution levels reported	X		
2.8	Data reported in appropriate units and using correct significant figures	X		
2.9	Radiochemistry analysis uncertainty (2 sigma error) and tracer recovery (if applicable) reported	X		
2.10	Narrative provided	X		
2.11	TAT met	X		
2.12	Holding times met	X		
2.13	Contractual qualifiers provided	X		
2.14	All requested result and TIC (if requested) data provided	X		

### 3.0 Data Quality Evaluation

Line No.	Item	Yes	No	If no, Sample ID No./Fraction(s) and Analysis
3.1	Are reporting units appropriate for the matrix and meet contract specified or project-specific requirements? Inorganics and metals reported as ppm (mg/liter or mg/Kg)? Tritium reported in picocuries per liter with percent moisture for soil samples? Units consistent between QC samples and sample data	X		
3.2	Quantitation limit met for all samples	X		
3.3	Accuracy a) Laboratory control sample accuracy reported and met for all samples	X		
	b) Surrogate data reported and met for all organic samples analyzed by a gas chromatography technique	N/A		
	c) Matrix spike recovery data reported and met	X		
3.4	Precision a) Replicate sample precision reported and met for all inorganic and radiochemistry samples	X		
	b) Matrix spike duplicate RPD data reported and met for all organic samples	N/A		
3.5	Blank data a) Method or reagent blank data reported and met for all samples	X		
	b) Sampling blank (e.g., field, trip, and equipment) data reported and met	N/A		

Line No.	Item	Yes	No	If no, Sample ID No./Fraction(s) and Analysis
3.6	Contractual qualifiers provided: "J"- estimated quantity; "B"- analyte found in method blank above the MDL for organic and inorganic; "U"- analyte undetected (results are below the MDL, IDL, or MDA (radiochemical)); "H"- analysis done beyond the holding time; "h" - analysis done beyond the extraction/preparation holding time; "N" - result associated with spike analysis outside control limits	X		
3.7	Narrative addresses planchet flaming for gross alpha/beta	N/A		
3.8	Narrative included, correct, and complete	X		
3.9	Second column confirmation data provided for methods 8330 (high explosives), pesticides/PCBs 8081 and 8082 and herbicides 8151.	N/A		

#### 4.0 Calibration and Validation Documentation

Line No.	Item	Yes	No	Comments
4.1	GC/MS (8260 and 8270) a) 12-hour tune check provided	N/A		
	b) Initial calibration provided	N/A		
	c) Continuing calibration provided	N/A		
	d) Internal standard performance data provided	N/A		

Line No.	Item	Yes	No	Comments
	e) Instrument run logs provided	N/A		
4.2	GC/HPLC (8330, 8082, 9070A, and 8010) a) Initial calibration provided	N/A		
	b) Continuing calibration provided	N/A		
	c) Instrument run logs provided	N/A		
4.3	HRGC/HRMS (1668) a) 12-hour tune check provided	N/A		
	b) Initial calibration provided	N/A		
	c) Continuing calibration provided	N/A		
	d) Internal standard performance data provided	N/A		
	e) Labeled compound recovery data provided	N/A		
	f) RRTs for samples and standards provided	N/A		
	g) Ion abundance ratios for samples and standards provided	N/A		
	h) Instrument run logs provided	N/A		
4.4	LC/MS/MS (6850) a) Initial calibration provided	N/A		
	b) Continuing calibration provided	N/A		
	c) CRI provided	N/A		

Line No.	Item	Yes	No	Comments
	d) Internal standard performance data provided	N/A		
	e) Chlorine isotope ratios provided (perchlorate only)	N/A		
	f) ICS provided (perchlorate only)	N/A		
4.5	Inorganics (metals)	N/A		
	a) Initial calibration provided			
	b) Continuing calibration provided	N/A		
	c) ICP interference check sample data provided	N/A		
	d) ICP serial dilution provided	N/A		
	e) Instrument run logs provided	N/A		
4.6	Radiochemistry and General Chemistry	X		
	a) Instrument run logs provided			

## 5.0 Data Anomaly Report

Line No.	Item	Yes	No	If no, explain
5.1	DAR completed for monitoring and surveillance sample data	N/A		
5.2	Problems or outliers noted	N/A		
5.3	Verification or reanalysis requested from lab	N/A		



## 6.0 Problem Resolution

Summarize the findings in the table below. List only samples/fractions for which deficiencies has been noted.

Sample/Fraction No.	Analysis	Problems/Comments/Resolutions
---------------------	----------	-------------------------------

Were deficiencies unresolved? ☐ Yes ☒ No

Based on the review, this data package is complete. ☒ Yes ☐ No

Reviewed by: Wendy Palencia Date: 02-23-2015 13:11:00

Closed by: Wendy Palencia Date: 02-23-2015 13:11:00

**ANNEX C**

**Mixed Waste Landfill  
Soil-Vapor Monitoring Forms and Reports**

**April 2014-March 2015**

**Field Forms**

**Data Validation Reports**

**Contract Verification Reports**

**Certificates of Analysis – provided on compact disc in plastic sleeve insert**

**FIELD SAMPLING FORMS**  
**MWL LONG-TERM MONITORING AND MAINTENANCE**  
**SOIL-VAPOR MONITORING**

<b>Form Title</b>	<b>Corresponding Procedure</b>
Tailgate Safety Briefing	PLA 05-09
SUMMA <sup>®</sup> Canister Log	FOP 08-22
Soil Vapor Sampling Form	FOP 08-22
Analysis Request and Chain of Custody*	LOP 94-03

\*Completed AR/COC forms are provided in the Data Validation Section of this Annex.

**FIELD SAMPLING FORMS**  
**SEPTEMBER 2014 SOIL-VAPOR MONITORING**

# TAILGATE SAFETY MEETING FORM

Dept: 4142 Well Location: MWLDate: 09/11/14Time: 081<sup>3</sup>Activities: Soil Vapor Monitoring and Sampling

(Anyone has the right to cease field activities for safety concerns. The buddy system will be used when needed.)

Weather Conditions:

Temp: \_\_\_\_\_ °F Wind Speed: \_\_\_\_\_ MPH

Humidity: \_\_\_\_\_ % Wind Chill \_\_\_\_\_ °F

Chemicals Used: Acids in sample containers, standard solutions, Hach ACCU-VAC ampoules TA 9/11/14

Other: \_\_\_\_\_

## Safety Topics Presented

<input checked="" type="checkbox"/> Be aware of slips, trips, and falls. Keep work area clean and use a stepping stool when necessary.	<input checked="" type="checkbox"/> Be aware of environmental conditions (heat / cold stress). Dress accordingly. Wear sunscreen if necessary. Stay hydrated.
<input checked="" type="checkbox"/> Wear safety boots.	<input checked="" type="checkbox"/> Be aware of electrical hazards
<input checked="" type="checkbox"/> Use safe lifting practices. Wear leather gloves if necessary.	<input checked="" type="checkbox"/> Be aware of pressure hazards.
<input checked="" type="checkbox"/> Be aware of pinch points on pump cable reel and hydraulic tailgate lift.	<input checked="" type="checkbox"/> No eating or drinking at sampling counter.
<input checked="" type="checkbox"/> Be aware of chemical hazards.	<input checked="" type="checkbox"/> Be aware of biohazards (snakes, spiders, etc.)
<input checked="" type="checkbox"/> Wear nitrile or latex gloves when sampling.	<input checked="" type="checkbox"/> Wear communication device (cell phone, EOC pager).
<input checked="" type="checkbox"/> Wear chemical safety goggles.	<input checked="" type="checkbox"/> Avoid spilling purge / decon water.

Hospital/Clinic: Sandia Medical Clinic Phone: 844-0911/911

## Attendees

x Chris Armijo

Printed Name

Catherine Johnson

Printed Name

Rick Dotson

Printed Name

Robert Lynch

Printed Name

William Gibson

Printed Name

Chris Armijo

Signature

Catherine Johnson

Signature

Rick Dotson

Signature

Robert Lynch

Signature

William Gibson

Signature

IMPORTANT NOTICE: A printed copy of this document may not be the document currently in effect. The official version is located on the Sandia Restricted Network (SRN), department home page

Tim Jackson  
Gilbert L. Quintana

T = 4-1/2  
about 29 minutes

SUMMA® Canister Log

Serial #	Date Received	Date Tested for Initial VAC	Initial VAC at 5400 ft (in. Hg)	Date Used	End VAC at 5400 ft (in. Hg)	Date Returned to SMO
34001413	9/9/14	9/11/14	-27	9/11/14	-8	9/12/14
34000217			-25		-8	
0497			-25		-8	
0493			-25		-8	
0164			-25		-8	
0433			-25		-8	
0022			-26		-8	
1393			-25		-8	
0457			-25		-8	
0077			-25		-8	
0249			-25		-8	
1802			-25		-8	
0381			-25		-8	
0055			-25		-8	
0116			-26		-8	
0225			-25		-8	
0030			-25		-8	
1424			-25		-8	
1479			-25		-8	
0104			-25		-8	
0050			-26		-8	
1202			-25		-8	
1451			-26		-8	
1364			-25		-8	

SUMMA® Canister Log completed by:

Tim Jacobs  
Printed Name

T-J  
Signature

IMPORTANT NOTICE: A printed copy of this document may not be the document currently in effect. The official version is located on the Sandia Restricted Network (SRN), department home page

Soil Vapor Sampling Log

1 of 2

Location	Date	Time	Canister #	PID (ppm)	Starting Vacuum (in. Hg)	Ending Vacuum (in. Hg)	Location Comments
MWL-SV03-50	9/11/14	841	34001413	n/a	-27	-8	MWL-FB3
MWL-SV03-50		847	n/a	0.2	n/a	n/a	
↓		848	34000217	0.2	-25	-8	
MWL-SV03-100		852	n/a	0.2	n/a	n/a	
↓		853	n/a	0.1	n/a	n/a	
		854	34000497	0.2	-25	-8	
MWL-SV03-200		857	n/a	0.2	n/a	n/a	
↓		858	n/a	0.2	n/a	n/a	
		859	3400493	0.2	-25	-8	
MWL-SV03-300		902	n/a	0.1	n/a	n/a	
↓		903	n/a	0.2	n/a	n/a	
		904	34000164	0.2	-25	-8	difficult filling 27 min Summa (NME DOB)
MWL-SV03-400		911	n/a	0.2	n/a	n/a	
↓		912	n/a	0.2	n/a	n/a	
		913	34000433	0.2	-25	-8	difficult filling Summa 29 min (NME DOB)
MWL-SV04		942	34000022	n/a	-26	-8	MWL-FB4
MWL-SV04-50		948	n/a	0.1	n/a	n/a	
↓		949	34001393	0.2	-25	-8	
MWL-SV04-100		951	n/a	0.2	n/a	n/a	
↓		952	34000457	0.2	-25	-8	
		954	34000077	n/a	-25	-8	Duplicate
MWL-SV04-200		955	n/a	0.2	n/a	n/a	
↓		956	34001249	0.1	-25	-8	
MWL-SV04-300		958	n/a	0.1	n/a	n/a	
↓		959	n/a	0.2	n/a	n/a	
		1000	34001802	0.2	-25	-8	
		1003	34000381	n/a	-25	-8	Duplicate (NME DOB)
MWL-SV04-400		1006	n/a	0.1	n/a	n/a	
↓		1067	n/a	0.1	n/a	n/a	

IMPORTANT NOTICE: A printed copy of this document may not be the document currently in effect. The official version is located on the Sandia Restricted Network (SRN), department home page

PID # 110-006538

Background = 0.2 ppm

2 of 2

*IMPORTANT NOTICE: A printed copy of this document may not be the document currently in effect. The official version is located on the Sandia Restricted Network (SRN), department home page*



**FIELD SAMPLING FORMS**  
**OCTOBER 2014 SOIL-VAPOR MONITORING**

### TAILGATE SAFETY MEETING FORM

Dept: 4142 Well Location: MWL-SV 1,2,3,4,5 Date: 10/22/14 Time: 0730

Activities: Soil vapor monitoring and sampling  
(Anyone has the right to cease field activities for safety concerns. The buddy system will be used when needed.)

**Weather Conditions:**

Temp: 68.4 °F Wind Speed: 0 MPH Humidity: 32.6 % Wind Chill NA °F

Chemicals Used: ~~Acids in sample containers, standard solutions, Hach ACCU-VAC ampules~~ PL  
Other: \_\_\_\_\_

#### Safety Topics Presented

<input checked="" type="checkbox"/> Be aware of slips, trips, and falls. Keep work area clean and use a stepping stool when necessary.	<input checked="" type="checkbox"/> Be aware of environmental conditions (heat / cold stress). Dress accordingly. Wear sunscreen if necessary. Stay hydrated.
<input checked="" type="checkbox"/> Wear safety boots.	<input checked="" type="checkbox"/> Be aware of electrical hazards
<input checked="" type="checkbox"/> Use safe lifting practices. Wear leather gloves if necessary.	<input checked="" type="checkbox"/> Be aware of pressure hazards.
<input checked="" type="checkbox"/> Be aware of pinch points on pump cable reel and hydraulic tailgate lift.	<input checked="" type="checkbox"/> No eating or drinking at sampling counter.
<input checked="" type="checkbox"/> Be aware of chemical hazards.	<input checked="" type="checkbox"/> Be aware of biohazards (snakes, spiders, etc.)
<input checked="" type="checkbox"/> Wear nitrile or latex gloves when sampling.	<input checked="" type="checkbox"/> Wear communication device (cell phone, EOC pager).
<input checked="" type="checkbox"/> Wear chemical safety goggles.	<input type="checkbox"/> Avoid spilling purge / decon water.

Hospital/Clinic: Sandia Medical Clinic Phone: 844-0911/911

#### Attendees

Robert T Lynch  
Printed Name

William Gibson  
Printed Name

ALFRED SANTILLANOS  
Printed Name

Tim Jackson  
Printed Name

\_\_\_\_\_  
Printed Name

Robert T Lynch  
Signature

William Gibson  
Signature

Alfred Santillanos  
Signature

T. Jackson  
Signature

\_\_\_\_\_  
Signature

**IMPORTANT NOTICE:** A printed copy of this document may not be the document currently in effect. The official version is located on the Sandia Restricted Network (SRN), department home page

### SUMMA<sup>®</sup> Canister Log

Serial #	Date Received	Date Tested for Initial VAC	Initial VAC at 5400 ft (in. Hg)	Date Used	End VAC at 5400 ft (in. Hg)	Date Returned to SMO
* 30400039	10/21/14	10/22/14	-25	10/22/14	-8	10/22/14
34000823			-25		-8	
FB-1 * 34000389			-26		-8	
FB-2 34000378			-26		-8	
FB-3 34000173			-26		-8	
34002059			-24		-8	
7704			-25		-8	
3900 0820			-25		-8	
34001490			-26		-8	
34001324			-25		-8	
FB4 34001555			-27		-8	
34000726			-25		-8	
34001558			-24		-8	
34000406			-25		-8	
34001208			-25		-8	
34000464			-25		-8	
FB5 34001248			-26		-8	
34000896			-25		-8	
34000456			-25		-8	
8437			-25		-8	
34001574			-25		-8	
34001132			-24		-8	
34001279			-25		-8	
34001444			-25		-8	

SUMMA<sup>®</sup> Canister Log completed by:

Tim Jackson

Printed Name

T. Jackson

Signature

IMPORTANT NOTICE: A printed copy of this document may not be the document currently in effect. The official version is located on the Sandia Restricted Network (SRN), department home page

Background = 0.1 ppm

### Soil Vapor Sampling Log

Location	Date	Time	Canister #	PID (ppm)	Starting Vacuum (in. Hg)	Ending Vacuum (in. Hg)	Location Comments
MWL-SV02	10/22/14	0831	34000239	0.1	-25	-8	
MWL-SV01		0841	34000823	0.0	-25	-8	
FB1		0852	34000384	NA	-26	-8	
FB2		0854	34000378	↓	-26	-8	
FB3		0857	34000173	↓	-26	-8	
MWL-SV03-50		0914	NA	0.0	NA	NA	
↓		0916	34002059	0.0	-24	-8	
MWL-SV03-100		0918	NA	0.0	NA	NA	
↓		0921	7704	0.0	-25	-8	
MWL-SV03-200		0922	NA	0.0	NA	NA	
↓		0924	34000820	0.1	-25	-8	
MWL-SV03-300		0926	NA	0.0	NA	NA	end purge @ 0924
↓		0929	34001490	0.0	-26	-8	SA collection = 0932
MWL-SV03-400		0932	NA	0.1	NA	NA	end purge @ 0935
↓		0935	34001324	0.1	-25	-8	SA collection = 0945
FB4		0953	34001588	NA	-27	-8	
MWL-SV04-50		0955	NA	0.0	NA	NA	
↓		0956	34000226	0.0	-25	-8	
MWL-SV04-100		0957	NA	0.1	NA	NA	
↓		0959	34001558	0.1	-24	-8	
MWL-SV04-200		1001	NA	0.0	NA	NA	
↓		1003	34000406	0.0	-25	-8	
MWL-SV04-300		1005	NA	0.0	NA	NA	
↓		1007	34001208	0.0	-25	-8	
MWL-SV04-400		1009	NA	0.0	NA	NA	
↓		1012	34000464	0.0	-25	-8	
FB5		1024	34001248	NA	-26	-8	
MWL-SV05-50		1026	NA	0.0	NA	NA	
↓		1028	34000896	0.0	-25	-8	

## Soil Vapor Sampling Log

[illegible]

*IMPORTANT NOTICE: A printed copy of this document may not be the document currently in effect. The official version is located on the Sandia Restricted Network (SRN), department home page*

**SUMMARY SHEET FOR  
SEPTEMBER 2014 SOIL-VAPOR SAMPLES**

**Sample Summary for September 2014 MWL Soil Vapor Monitoring**

Well ID	Sample Date	Sample ID / Port	SUMMA Number	ARCOC	Sample Number	Sample Type	Associated Field Blank (ARCOC #/Sample #)	Comments
<b>Mixed Waste Landfill Soil Vapor Monitoring: Project Task Number 146422.10.11.08 / Service Order Number CF 01-15</b>								
MWL-SV01	11-Sep-14	MWL-SV01-42.5	34001202	615738	096510	Environmental	615738 / 096511	
		MWL-FB1	34000050		096511	Field QC	n/a	Ultra Pure N2
MWL-SV02	11-Sep-14	MWL-SV02-41.5	34001364	615739	096512	Environmental	615739 / 096513	
		MWL-FB2	34001451		096513	Field QC	n/a	Ultra Pure N2
MWL-SV03	11-Sep-14	MWL-SV03-50	34000217	615740	096514	Environmental	615740 / 096519	
		MWL-SV03-100	34000497		096515	Environmental		
		MWL-SV03-200	34000493		096516	Environmental		
		MWL-SV03-300	34000164		096517	Environmental		
		MWL-SV03-400	34000433		096518	Environmental		
		MWL-FB3	34001413		096519	Field QC	n/a	Ultra Pure N2
MWL-SV04	11-Sep-14	MWL-SV04-50	34001393	615741	096520	Environmental	615741 / 096527	
		MWL-SV04-100	34000457		096521	Environmental		
		MWL-SV04-100	34000077		096522	Duplicate		
		MWL-SV04-200	34001249		096523	Environmental		
		MWL-SV04-300	34001802		096524	Environmental		
		MWL-SV04-300	34000381		096525	Duplicate		
		MWL-SV04-400	34000055		096526	Environmental		
		MWL-FB4	34000022		096527	Field QC	n/a	Ultra Pure N2
MWL-SV05	11-Sep-14	MWL-SV05-50	34000225	615742	096528	Environmental	615742 / 096533	
		MWL-SV05-100	34000030		096529	Environmental		
		MWL-SV05-200	34001424		096530	Environmental		
		MWL-SV05-300	34001479		096531	Environmental		
		MWL-SV05-400	34000104		096532	Environmental		
		MWL-FB5	34000116		096533	Field QC	n/a	Ultra Pure N2

**SUMMARY SHEET FOR  
OCTOBER 2014 SOIL-VAPOR SAMPLES**



**Sample Summary for October 2014 MWL Soil Vapor Monitoring**

Well ID	Sample Date	Sample ID / Port	SUMMA Number	ARCOC	Sample Number	Sample Type	Associated Field Blank (ARCOC #/Sample #)	Comments
<b>Mixed Waste Landfill Soil Vapor Monitoring: Project Task Number 146422.10.11.08 / Service Order Number CF 01-15</b>								
MWL-SV01	22-Oct-14	MWL-SV01-42.5	34000823	615830	096712	Environmental	615830 / 096713	
		MWL-SV-FB1	34000389		096713	Field QC	n/a	Ultra Pure N2
MWL-SV02	22-Oct-14	MWL-SV02-41.5	34000239	615831	096714	Environmental	615831 / 096715	
		MWL-SV-FB2	34000378		096715	Field QC	n/a	Ultra Pure N2
MWL-SV03	22-Oct-14	MWL-SV03-50	34002059	615832	096716	Environmental	615832 / 096721	
		MWL-SV03-100	7704		096717	Environmental		
		MWL-SV03-200	34000820		096718	Environmental		
		MWL-SV03-300	34001490		096719	Environmental		
		MWL-SV03-400	34001324		096720	Environmental		
		MWL-SV-FB3	34000173		096721	Field QC	n/a	Ultra Pure N2
MWL-SV04	22-Oct-14	MWL-SV04-50	34000226	615833	096722	Environmental	615833 / 096727	
		MWL-SV04-100	34001558		096723	Environmental		
		MWL-SV04-200	34000406		096724	Environmental		
		MWL-SV04-300	34001208		096725	Environmental		
		MWL-SV04-400	34000464		096726	Environmental		
		MWL-SV-FB4	34001588		096727	Field QC	n/a	Ultra Pure N2
MWL-SV05	22-Oct-14	MWL-SV05-50	34000896	615834	096728	Environmental	615834 / 096735	
		MWL-SV05-100	34000456		096729	Environmental		
		MWL-SV05-200	8437		096730	Environmental		
		MWL-SV05-200	34001574		096731	Duplicate		
		MWL-SV05-300	34001132		096732	Environmental		
		MWL-SV05-400	34001279		096733	Environmental		
		MWL-SV05-400	34001444		096734	Duplicate		
		MWL-SV-FB5	34001248		096735	Field QC	n/a	Ultra Pure N2

## **DATA VALIDATION REPORTS FOR ENVIRONMENTAL SAMPLES**

**AR/COC NUMBERS 615738, 615739, 615740, 615741, 615742**

## Memorandum

Date: October 14, 2014

To: File

From: Monica Dymerski

Subject: GC/MS Organic Data Review and Validation – SNL  
Site: MWL SVM  
AR/COC: 615738, 615739, 615740, 615741 and 615742  
SDG: 320-9478-1  
Laboratory: TestAmerica Laboratories, Inc. – West Sacramento  
Project/Task: 146422.10.11.08  
Analysis: TO-15 VOCs in Ambient Air

See the attached Data Validation Worksheets for supporting documentation on the data review and validation. Data are evaluated using SNL/NM SMO AOP 00-03 Rev 4.

### Summary

Twenty-four samples were prepared and analyzed with accepted procedures using method EPA TO-15a (VOCs in Ambient Air). All compounds were successfully analyzed. Problems were identified with the data package that resulted in the qualification of data.

1. Acetone was detected in the method blanks associated with all samples at concentrations < the PQL. All samples except -5, -16, -19, -22, and -17 were detects ≤ the PQL and will be **qualified U,B** at the PQL. Sample -17 was a detect > the PQL but ≤10X the MB concentration and will be **qualified 8.7U,B**, at the reported concentration.
2. Benzene was detected in all FB samples (-2, -4, -10, -18, and -24), associated with all field samples, at concentrations < the PQL. The associated results for samples -11, -12, -15, -17, and -19 were detects > the PQL but ≤5X the FB concentrations, and will be **qualified U,B2** at their reported values. All field samples except -1, -5, -11, -12, -15, -17, and -19 were < the PQL and ≤5X the method blank concentration and will be **qualified U,B2** at the PQL.
3. Carbon disulfide was detected in FB1 and FB3 samples -2 and -10, associated with samples -1 and 5 through 9, respectively. The associated results for samples -1, -5, -6, and -7 were detects ≤ the PQL and ≤5X the FB concentrations and will be **qualified U,B2** at the PQL.
4. Toluene was detected in FB2, FB3, FB4, and FB5 samples -4, -10, -18, and -24, associated with all samples except sample -1. The associated results for samples -5, -6, and -7 were detects > the PQL but ≤10X the FB concentration and will be **qualified U,B2** at the reported concentrations.

Data are acceptable and reported QC measures appear to be adequate. The following sections discuss the data review and validation.

### **Holding Times**

The samples were analyzed within the prescribed holding time and were properly preserved.

### **Instrument Tune**

All instrument tune requirements were met.

### **Calibration**

The initial calibration and continuing calibration data met QC acceptance criteria.

### **Blanks**

No target analytes were detected in the blanks except as noted above in the Summary section and as follows. Acetone was detected in the method blanks at concentrations < the PQL. Samples -5, -16, -19, and -22, were detects > the PQL and >10X the blanks concentration and will not be qualified.

Benzene was detected in all FB samples (-2, -4, -10, -18, and -24), associated with all field samples. The associated result for sample -1 was a non-detect and will not be qualified. The associated result for sample -5 was a detect >5X the FB result and > the PQL and will not be qualified.

Carbon disulfide was detected in FB1 and FB3 samples -2 and -10, associated with samples -1 and 5 through 9, respectively. The associated results for samples -8 and -9 were detects > the PQL and >5X the FB concentration and will not be qualified.

Methylene chloride was detected in FB1 sample -2, associated with sample -1. The methylene chloride result for sample -1 was a non-detect and will not be qualified.

Toluene was detected in FB2, FB3, FB4, and FB5 samples -4, -10, -18, and -24, associated with all field samples *except* sample -1. The associated result for sample -3 was a non-detect and will not be qualified. The associated results for all samples *except* 3, -5, -6, and -7 were detects > the PQL and >10X the FB concentrations and will not be qualified.

Acetone was detected in the method blanks at concentrations < the PQL. Acetone results for all field blanks were qualified U due to method blank contamination and will not be applied to field sample results.

### **Surrogates**

All surrogate recoveries met QC acceptance criteria.

### **Internal Standards**

All internal standards met QC acceptance criteria.

### **Matrix Spike/Matrix Spike Duplicate (MS/MSD)**

MS/MSD analyses are not required for this method.

### **Laboratory Control Sample (LCS)/Laboratory Control Sample Duplicate (LCS/LCSD)**

All LCS/LCSD acceptance criteria were met.

**Detection Limits/Dilutions**

All detection limits were properly reported. Initial dilution factors were applied to all samples. Additional dilution factors were applied to samples -1, -3, -5, -6, -7, -9, -12, -14, -15, -17, -19, -20, -21, -22, and -23 to bring over range analytes into calibration range.

**Tentatively Identified Compounds (TICs)**

TIC reports were not required.

**Other QC**

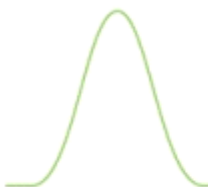
Five FBs were submitted, one for each ARCOC. Two field duplicate pairs were submitted with ARCOC 615741. There are no “required” review criteria for field duplicate analyses comparability; no data will be qualified as a result.

No other specific issues that affect data quality were identified.

**Reviewed by:** Mary Donovan

**Level:** I

**Date:** 10/14/14



## Sample Findings Summary



AR/COC: 615738, 615739, 615740, 615741, 615742

Page 1 of 2

Analytical Method	Sample ID	Analyte Name (CAS#)	Qualifier, RC
TO15			
	096510-001/MWL-SV01-42.5	ACETONE (67-64-1)	25U, B
	096510-001/MWL-SV01-42.5	CARBON DISULFIDE (75-15-0)	4U, B2
	096511-001/MWL-FB1	ACETONE (67-64-1)	6.6U, B
	096512-001/MWL-SV02-41.5	ACETONE (67-64-1)	11U, B
	096512-001/MWL-SV02-41.5	BENZENE (71-43-2)	0.84U, B2
	096513-001/MWL-FB2	ACETONE (67-64-1)	6.5U, B
	096514-001/MWL-SV03-50	CARBON DISULFIDE (75-15-0)	1.1U, B2
	096514-001/MWL-SV03-50	TOLUENE (108-88-3)	2.8U, B2
	096515-001/MWL-SV03-100	ACETONE (67-64-1)	11U, B
	096515-001/MWL-SV03-100	BENZENE (71-43-2)	0.85U, B2
	096515-001/MWL-SV03-100	CARBON DISULFIDE (75-15-0)	1.7U, B2
	096515-001/MWL-SV03-100	TOLUENE (108-88-3)	3.0U, B2
	096516-001/MWL-SV03-200	ACETONE (67-64-1)	15U, B
	096516-001/MWL-SV03-200	BENZENE (71-43-2)	1.2U, B2
	096516-001/MWL-SV03-200	CARBON DISULFIDE (75-15-0)	2.4U, B2
	096516-001/MWL-SV03-200	TOLUENE (108-88-3)	3.6U, B2
	096517-001/MWL-SV03-300	ACETONE (67-64-1)	25U, B
	096517-001/MWL-SV03-300	BENZENE (71-43-2)	2.0U, B2
	096518-001/MWL-SV03-400	ACETONE (67-64-1)	25U, B
	096518-001/MWL-SV03-400	BENZENE (71-43-2)	2.0U, B2
	096519-001/MWL-FB3	ACETONE (67-64-1)	6.6U, B
	096520-001/MWL-SV04-50	ACETONE (67-64-1)	12U, B
	096520-001/MWL-SV04-50	BENZENE (71-43-2)	1.7U, B2
	096521-001/MWL-SV04-100	ACETONE (67-64-1)	6.8U, B

Analytical Method	Sample ID	Analyte Name (CAS#)	Qualifier, RC
	096521-001/MWL-SV04-100	BENZENE (71-43-2)	0.94U, B2
	096522-001/MWL-SV04-100	ACETONE (67-64-1)	12U, B
	096522-001/MWL-SV04-100	BENZENE (71-43-2)	0.99U, B2
	096523-001/MWL-SV04-200	ACETONE (67-64-1)	15U, B
	096523-001/MWL-SV04-200	BENZENE (71-43-2)	1.2U, B2
	096524-001/MWL-SV04-300	ACETONE (67-64-1)	7.2U, B
	096524-001/MWL-SV04-300	BENZENE (71-43-2)	0.64U, B2
	096525-001/MWL-SV04-300	BENZENE (71-43-2)	0.57U, B2
	096526-001/MWL-SV04-400	ACETONE (67-64-1)	8.7U, B
	096526-001/MWL-SV04-400	BENZENE (71-43-2)	1.2U, B2
	096527-001/MWL-FB4	ACETONE (67-64-1)	6.5U, B
	096528-001/MWL-SV05-50	BENZENE (71-43-2)	0.68U, B2
	096529-001/MWL-SV05-100	ACETONE (67-64-1)	11U, B
	096529-001/MWL-SV05-100	BENZENE (71-43-2)	0.86U, B2
	096530-001/MWL-SV05-200	ACETONE (67-64-1)	13U, B
	096530-001/MWL-SV05-200	BENZENE (71-43-2)	1.0U, B2
	096531-001/MWL-SV05-300	BENZENE (71-43-2)	0.6U, B2
	096532-001/MWL-SV05-400	ACETONE (67-64-1)	15U, B
	096532-001/MWL-SV05-400	BENZENE (71-43-2)	1.2U, B2
	096533-001/MWL-FB5	ACETONE (67-64-1)	6.4U, B

All other analyses met QC acceptance criteria; no further data should be qualified.



## Data Validation Summary Worksheet

AR/COC #: 615738, 615739, 615740, 615741 and 615742

Site/Project: MWL SVM

Validation Date: 10/14/14

SDG #: 320-9478-1

Laboratory: TestAmerica Laboratories, Inc. West Sacramento

Validator: Monica Dymerski

Matrix: Air

# of Samples: 24

CVR present: Yes

Analysis Type: X Organic Metals

AR/COC(s) present: Yes

Sample Container Integrity: Intact

Rad Gen Chem

Requested Analyses Not Reported						
Sample Number	Laboratory ID	organic	genchem	metals	rad	Comments
None						

Hold Time/Preservation Outliers								
Sample Number	Laboratory ID	Analysis	Pres.	Coll. Date	Prep. Date	Anal. Date	Anal. within 2X HT	Anal. beyond 2X HT
None								

Comments: Samples collected 09/11/14.

Revised 7/2007

*Monica L Dymerski*

Validated By: \_\_\_\_\_

**CONTRACT LABORATORY**

Page 1 of 1

### SMO Use

AR/COC 615738

Project Name:	MWL SVM	Date Samples Shipped	9/15/14	SMO Authorization:	<i>[Signature]</i>	<input type="checkbox"/> Waste Characterization
Project/Task Manager:	Mike Mitchell	Carrier/Waybill No	221974	SMO Contact Phone:	940	<input type="checkbox"/> RMMA
Project/Task Number:	146422.10.11.08	Lab Contact:	BOTH RILEY		Lorraine Herrera/505-844-3199	<input type="checkbox"/> Released by COC No.
Service Order:	CF01-14	Lab Destination:	Test America/CA SAC.	Send Report to SMO:		<input type="checkbox"/> 4° Celsius
	# 15	Contract No.:	PO 691437		Rita Kavanaugh/505-284-2553	Bill to Sandia National Laboratories (Accounts Payable),

<b>Tech Area:</b>		<b>Operational Site:</b> P.O. Box 5800, MS-0154 Albuquerque, NM 87185-0154
<b>Building:</b>	<b>Room:</b>	

[illegible]

<b>Last Chain:</b>		<input type="checkbox"/> Yes		<b>Sample Tracking</b>		<b>SMO Use</b>		<b>Special Instructions/QC Requirements:</b>		<b>Conditions on Receipt</b>	
<b>Validation Req'd:</b>		<input checked="" type="checkbox"/> Yes		Date Entered:				<b>EDD</b> <input checked="" type="checkbox"/> Yes <input type="checkbox"/> No			
<b>Background:</b>		<input type="checkbox"/> Yes		Entered by:				Turnaround Time <input type="checkbox"/> 7 Day* <input type="checkbox"/> 15 Day* <input checked="" type="checkbox"/> 30 Day			
<b>Confirmatory:</b>		<input type="checkbox"/> Yes		QC inits.:				<b>Negotiated TAT</b> <input type="checkbox"/>			
<b>Sample Team Members</b>	<b>Name</b>	<b>Signature</b>		<b>Init.</b>	<b>Company/Organization/Phone/Cell</b>		<b>Sample Disposal</b> <input type="checkbox"/> Return to Client <input checked="" type="checkbox"/> Disposal by Lab				
	Robert Lynch	<i>Robert Lynch</i>		<i>RL</i>	SNL/4142/505-844-4013/505-250-7090		<b>Return Samples By:</b>				
	Gilbert Quintana	<i>Gilbert Quintana</i>		<i>GQ</i>	SNL/4144/505-228-2606		<b>Comments:</b> Send report to Tim Jackson/4142/MS 0729/284-2547				
	William Gibson	<i>William Gibson</i>		<i>WG</i>	SNL/4142/505-284-3307/505-239-7367						

1. Relinquished by <i>William J. Delo</i>	Org. 4142	Date 09/21/14	Time 0920	3. Relinquished by <i>William J. Delo</i>	Org. 4142	Date 9/15/14	Time 0905
1. Received by <i>T. J. Gaudin</i>	Org. 4142	Date 09/21/14	Time 0920	3. Received by <i>William J. Delo</i>	Org.	Date 9/18/14	Time 0915
2. Relinquished by <i>T. J. Gaudin</i>	Org. 4142	Date 9-12-14	Time 0945	4. Relinquished by <i>William J. Delo</i>	Org.	Date	Time
2. Received by <i>William J. Delo</i>	Org. 4142	Date 9-12-14	Time 0945	4. Received by <i>William J. Delo</i>	Org.	Date	Time

**NPrior confirmation with SMO required for 7 and 15 day TAT**

014

Internal Lab

Page 1 of 1

Batch No. *N/A*

### SMO Use

AR/COC 615739

[illegible]

**Prior confirmation with SMO required for 7 and 15 day TAT**

1401

Page 1 of 1

AR/COC	615740
--------	--------

Project Name:	MWL SVM	Date Samples Shipped:	9/15/14	SMO Authorization:	<i>[Signature]</i>	<input type="checkbox"/> Waste Characterization
Project/Task Manager:	Mike Mitchell	Carrier/Waybill No.	221974	SMO Contact Phone:		<input type="checkbox"/> RMMA
Project/Task Number:	146422.10.11.08	Lab Contact:	BETH RILEY	Lorraine Herrera/505-844-3199		<input type="checkbox"/> Released by COC No.
Service Order:	CF01-1A 5	Lab Destination:	Test America/CA SACAS	Send Report to SMO:		<input type="checkbox"/> 4° Celsius
		Contract No.	PO 691437	Rita Kavanaugh/505-284-2553		Bill to: Sandia National Laboratories (Accounts Payable),

Tech Area: <i>DM</i>		Operational Site:	P O. Box 5800, MS-0154 Albuquerque, NM 87185-0154
Building:	Room:		

[illegible]

Last Chain:		<input type="checkbox"/> Yes	Sample Tracking		SMO Use		Special Instructions/QC Requirements:		Conditions on Receipt
Validation Req'd:		<input checked="" type="checkbox"/> Yes	Date Entered:		EDD		<input checked="" type="checkbox"/> Yes <input type="checkbox"/> No		
Background:		<input type="checkbox"/> Yes	Entered by:		Turnaround Time		<input type="checkbox"/> 7 Day* <input type="checkbox"/> 15 Day* <input checked="" type="checkbox"/> 30 Day		
Confirmatory:		<input type="checkbox"/> Yes	QC inits.:		Negotiated TAT		<input type="checkbox"/>		
Sample Team Members	Name	Signature	Init.	Company/Organization/Phone/Cell		Sample Disposal		<input type="checkbox"/> Return to Client <input checked="" type="checkbox"/> Disposal by Lab	
	Robert Lynch	<i>Robert Lynch</i>	<i>RL</i>	SNL/4142/505-844-4013/505-250-7090		Return Samples By:			
	Gilbert Quintana	<i>Gilbert Quintana</i>	<i>GQ</i>	SNL/4144/505-228-2606		Comments:		Send report to Tim Jackson/4142/MS 0729/284-2547	
	William Gibson	<i>William Gibson</i>	<i>WG</i>	SNL/4142/505-284-3307/505-239-7367					

1. Relinquished by <i>William J. Felt</i>	Org. 4142	Date 9-12-14	Time 0920	3. Relinquished by <i>P. J. E. for sm</i>	Org. 4142	Date 9/15/14	Time 0805
2. Received by <i>T-9-115</i>	Org. 4142	Date 9-12-14	Time 0920	3. Received by <i>the [unclear]</i>	Org.	Date 9/15/14	Time 0915
4. Relinquished by <i>T-9-115</i>	Org. 4142	Date 9-12-14	Time 0945	4. Relinquished by	Org.	Date	Time
5. Received by <i>P. J. E. for sm</i>	Org. 4142	Date 9-12-14	Time 0945	4. Received by	Org.	Date	Time

Prior confirmation with SMO required for 7 and 15 day TAT

014

CONTRACT LABORATORY  
ANALYSIS REQUEST AND CHAIN OF CUSTODY

Internal Lab

Batch No. *N/A*

SMO Use

AR/COC **615741**

Project Name: MWL SVM	Date Samples Shipped: <i>9/15/14</i>	SMO Authorization: <i>[Signature]</i>	<input type="checkbox"/> Waste Characterization <input type="checkbox"/> RMMA <input type="checkbox"/> Released by COC No. <input type="checkbox"/> 4° Celsius
Project/Task Manager: Mike Mitchell	Carrier/Waybill No. <i>221974</i>	SMO Contact Phone: <i>[Signature]</i>	
Project/Task Number: 146422.10.11.08	Lab Contact: <i>BOTH RILEY</i>	Lorraine Herrera/505-844-3199	
Service Order: CF01- <i>1415</i>	Lab Destination: Test America/CA, <i>SACLO</i>	Send Report to SMO: Rita Kavanaugh/505-284-2553	
Contract No.: PO 691437			

Tech Area:	Operational Site:	Bill to: Sandia National Laboratories (Accounts Payable), P O Box 5800, MS-0154 Albuquerque, NM 87185-0154
Building:	Room:	

Sample No.	Fraction	Sample Location Detail	Sample Port	Date/Time Collected	Sample Matrix	Container		Preserv-ative	Collection Method	Sample Type	Parameter & Method Requested	Lab Sample ID
						Type	Volume					
096520	-001	MWL-SV04-50	1	9/11/14 9:49	SG	SC	6 L	None	G	SA	VOC-TO-15	
096521	-001	MWL-SV04-100	2	9/11/14 9:52	SG	SC	6 L	None	G	SA	VOC-TO-15	
096522	-001	MWL-SV04-100	2	9/11/14 9:54	SG	SC	6 L	None	G	DU	VOC-TO-15	
096523	-001	MWL-SV04-200	3	9/11/14 9:56	SG	SC	6 L	None	G	SA	VOC-TO-15	
096524	-001	MWL-SV04-300	4	9/11/14 10:00	SG	SC	6 L	None	G	SA	VOC-TO-15	
096525	-001	MWL-SV04-300	4	9/11/14 10:03	SG	SC	6 L	None	G	DU	VOC-TO-15	
096526	-001	MWL-SV04-400	5	9/11/14 10:08	SG	SC	6 L	None	G	SA	VOC-TO-15	
096527	-001	MWL-FB4	NA	9/11/14 9:42	UPN	SC	6 L	None	G	FB	VOC-TO-15	

Last Chain: <input type="checkbox"/> Yes	Sample Tracking	SMO Use	Special Instructions/QC Requirements:	Conditions on Receipt			
Validation Req'd: <input checked="" type="checkbox"/> Yes	Date Entered:	EDD <input checked="" type="checkbox"/> Yes <input type="checkbox"/> No					
Background: <input type="checkbox"/> Yes	Entered by:	Turnaround Time <input type="checkbox"/> 7 Day* <input type="checkbox"/> 15 Day* <input checked="" type="checkbox"/> 30 Day					
Confirmatory: <input type="checkbox"/> Yes	QC inits.:	Negotiated TAT <input type="checkbox"/>					
Sample Team Members	Name	Signature	Init.	Company/Organization/Phone/Cell	Sample Disposal <input type="checkbox"/> Return to Client <input checked="" type="checkbox"/> Disposal by Lab	Return Samples By:	Comments: Send report to Tim Jackson/4142/MS 0729/284-2547
	Robert Lynch	<i>[Signature]</i>	RL	SNL/4142/505-844-4013/505-250-7090			
	Gilbert Quintana	<i>[Signature]</i>	GQ	SNL/4144/505-228-2606			
	William Gibson	<i>[Signature]</i>	WG	SNL/4142/505-284-3307/505-239-7367			

1. Relinquished by <i>William Gibson</i>	Org. 4142	Date 09-12-14	Time 0920	3. Relinquished by <i>[Signature]</i>	Org. 4142	Date 9/15/14	Time 0805
2. Received by <i>T-9</i>	Org. 4142	Date 09-12-14	Time 0920	3. Received by <i>[Signature]</i>	Org.	Date 9/14/14	Time 0915
4. Relinquished by <i>T-9</i>	Org. 4142	Date 9-12-14	Time 0945	4. Relinquished by	Org.	Date	Time
5. Received by <i>[Signature]</i>	Org. 4142	Date 9-12-14	Time 0945	4. Received by	Org.	Date	Time

Prior confirmation with SMO required for 7 and 15 day TAT

**Internal Lab**

Batch No. *N/A*

### SMO Use

AR/COC	615742
--------	--------

Project Name:	MWL SVM	Date Samples Shipped:	9/15/14	SMO Authorization:	<i>[Signature]</i>	<input type="checkbox"/> Waste Characterization
Project/Task Manager:	Mike Mitchell	Carrier/Waybill No	221 974	SMO Contact Phone:	<i>[Signature]</i> SMO	<input type="checkbox"/> RMMA
Project/Task Number:	146422.10.11.08	Lab Contact	BOB KILROY		Lorraine Herrera/505-844-3199	<input type="checkbox"/> Released by COC No.
Service Order:	CF01-145	Lab Destination:	Test America/CA	Send Report to SMO:		<input type="checkbox"/> 4° Celsius
	<i>[Signature]</i>	Contract No :	PO 691437		Rita Kavanaugh/505-284-2553	Bill to Sandia National Laboratories (Accounts Payable),

**Tech Area:**

Building:	Room:	Operational Site:
-----------	-------	-------------------

[illegible]

Last Chain:		<input type="checkbox"/> Yes	Sample Tracking		SMO Use	Special Instructions/QC Requirements:		Conditions on Receipt
Validation Req'd:		<input checked="" type="checkbox"/> Yes	Date Entered:			EDD	<input checked="" type="checkbox"/> Yes <input type="checkbox"/> No	
Background:		<input type="checkbox"/> Yes	Entered by:			Turnaround Time	<input type="checkbox"/> 7 Day* <input type="checkbox"/> 15 Day* <input checked="" type="checkbox"/> 30 Day	
Confirmatory:		<input type="checkbox"/> Yes	QC inits.:			Negotiated TAT	<input type="checkbox"/>	
Sample Team Members	Name	Signature	Init.	Company/Organization/Phone/Cell		Sample Disposal		Lab Use
	Robert Lynch	<i>Robert Lynch</i>	RL	SNL/4142/505-844-4013/505-250-7090		<input type="checkbox"/> Return to Client <input checked="" type="checkbox"/> Disposal by Lab		
	Gilbert Quintana	<i>Gilbert Quintana</i>	GQ	SNL/4144/505-228-2606		Return Samples By:		
	William Gibson	<i>William Gibson</i>	WG	SNL/4142/505-284-3307/505-239-7367		Comments: Send report to Tim Jackson/4142/MS 0729/284-2547		

### Lab Use

1. Relinquished by <i>William J. Kelly</i>	Org. 4142	Date 09-12-14	Time 0920	3. Relinquished by <i>William J. Kelly</i>	Org. 4142	Date 9/15/14	Time 0805
1. Received by <i>T-4-115</i>	Org. 4142	Date 09-12-14	Time 0920	3. Received by <i>William J. Kelly</i>	Org.	Date 9/15/14	Time 0915
2. Relinquished by <i>T-4-115</i>	Org. 4142	Date 9-12-14	Time 0945	4. Relinquished by <i>William J. Kelly</i>	Org.	Date	Time
2. Received by <i>William J. Kelly</i>	Org. 4142	Date 9-12-14	Time 0945	4. Received by	Org.	Date	Time

**NP** Prior confirmation with SMO required for 7 and 15 day TAT

2014

**AR/COC NUMBERS 615830, 615831, 615832, 615833, 615834**

## Memorandum

Date: December 3, 2014

To: File

From: Mary Donovan

Subject: GC/MS Organic Data Review and Validation – SNL  
Site: MWL SVM  
AR/COC: 615830, 615831, 615832, 615833 and 615834  
SDG: 320-10172-1  
Laboratory: TestAmerica Laboratories, Inc. – West Sacramento  
Project/Task: 146422.10.11.08  
Analysis: TO-15 VOCs in Ambient Air

See the attached Data Validation Worksheets for supporting documentation on the data review and validation. Data are evaluated using SNL/NM SMO AOP 00-03 Rev 4.

### Summary

Twenty-four samples were prepared and analyzed with accepted procedures using method EPA TO-15A (VOCs in Ambient Air). All compounds were successfully analyzed. Problems were identified with the data package that resulted in the qualification of data.

1. Styrene, m,p-xylene and o-xylene were detected in the method blanks associated with all samples except 320-10172-1 through -4 at concentrations < the PQL. All associated results for samples -5, -7, -15, -16, -17, -18 and -20, the m,p-xylene and o-xylene results for samples -19 and -21 and the o-xylene result for sample -23 were detects ≤ the PQL and will be **qualified U,B** at the PQL.
2. Chlorobenzene, 1,3-dichlorobenzene and ethylbenzene were detected in the method blank associated with samples -7, -16 and -17 at concentrations < the PQLs. The chlorobenzene and ethylbenzene results for samples -7 and -17 and the 1,3-dichlorobenzene result for sample -7 were detects ≤ the PQLs and will be **qualified U,B** at the PQL.
3. Chlorobenzene, ethylbenzene and toluene were detected in the method blank associated with samples -15 and -18 through -24 at concentrations < the PQLs. The chlorobenzene result for sample -20, the ethylbenzene results for samples -15 and -20 and the toluene results for samples -15, -18 and -19 were detects ≤ the PQLs and will be **qualified U,B** at the PQL.
4. Acetone was detected in FB2 sample -4, associated with sample -003, at a concentration < the PQL. The associated sample result was a detect < the PQL and ≤10X the method blank concentration and will be **qualified 45U,B2** at the PQL.
5. Benzene and toluene were detected in FB4 sample -16, associated with samples -11 through -15, at concentrations < the PQL. The benzene results for samples -12, -14 and -15 and the toluene results for all associated samples were detects ≤ the PQLs and will be **qualified U,B2** at the PQL.



Data are acceptable and reported QC measures appear to be adequate. The following sections discuss the data review and validation.

### **Holding Times**

The samples were analyzed within the prescribed holding time and were properly preserved.

### **Instrument Tune**

All instrument tune requirements were met.

### **Calibration**

The initial calibration and continuing calibration data met QC acceptance criteria.

### **Blanks**

No target analytes were detected in the blanks except as noted above in the Summary section and as follows. Styrene, m,p-xylene and o-xylene were detected in the method blanks associated with all samples *except* 320-10172-1 through -4 at concentrations < the PQL. The remaining associated sample results were non-detects and will not be qualified. Styrene, m,p-xylene and o-xylene results for FB4 sample -16 associated with samples -11 through -15, were qualified U due to MB contamination and will not be applied to field sample results.

Chlorobenzene, 1,3-dichlorobenzene and ethylbenzene were detected in the method blank associated with samples -7, -16 and -17 at concentrations < the PQLs. All associated results for sample -16, and the 1,3-dichlorobenzene result for sample -17 were non-detects and will not be qualified.

Chlorobenzene, ethylbenzene and toluene were detected in the method blank associated with samples -15 and -18 through -24 at concentrations < the PQLs. The toluene results for samples -020, -21, -22 and -23 were detects >10X the MB concentration and > the PQL and will not be qualified. The chlorobenzene result for sample -15; the chlorobenzene and ethylbenzene results for samples -18, -19, and 20 through -23, and all associated results for sample -24 were non-detects and will not be qualified.

Acetone and toluene were detected in FB1 sample -2, associated with sample -001, at concentrations < the PQLs. The associated sample results were non-detects and will not be qualified.

2-Butanone was detected in FB2 sample -4, associated with sample -003, at a concentration < the PQL. The associated sample result was non-detect and will not be qualified.

Benzene and toluene were detected in FB4 sample -16, associated with samples -11 through -15, at concentrations < the PQL. The benzene result for sample -11 was a detect >5X the FB concentration and > the PQL and the result for sample -13 was non-detect. These sample results will not be qualified.

Trichloroethene was detected in FB5 sample -24, associated with samples -17 through -19, -20DL and -21 through -23, at a concentration < the PQL. All associated sample results were detects >5X the FB concentration and > the PQL and will not be qualified.

### **Surrogates**

All surrogate recoveries met QC acceptance criteria.

### **Internal Standards**

All internal standards met QC acceptance criteria.

### **Matrix Spike/Matrix Spike Duplicate (MS/MSD)**

MS/MSD analyses are not required for this method.

### **Laboratory Control Sample (LCS)/Laboratory Control Sample Duplicate (LCS/LCSD)**

All LCS/LCSD acceptance criteria were met except as follows. The %Rs were > the upper acceptance limit for 1,2,4-trichlorobenzene for the LCSs associated with samples -5 through -14, -16, and -17 (Batches 58105 and 58139). Three recoveries per LCS are allowed to fall outside acceptance criteria since 50 analytes were reported. No sample data will be qualified as a result.

### **Detection Limits/Dilutions**

All detection limits were properly reported. Initial dilution factors were applied to all samples. An additional dilution factor was applied to sample -20 to bring over range analytes into calibration range.

### **Tentatively Identified Compounds (TICs)**

TIC reports were not required.

### **Other QC**

Five FBs were submitted, one for each ARCO. Two field duplicate pairs were submitted with ARCO 615834. There are no “required” review criteria for field duplicate analyses comparability; no data will be qualified as a result.

No other specific issues that affect data quality were identified.

**Reviewed by:** Monica Dymerski

**Level I**

**Date:** 12/04/14



## Sample Findings Summary



AR/COC: 615830, 615831, 615832, 615833, 615834

Page 1 of 3

Analytical Method	Sample ID	Analyte Name (CAS#)	Qualifier, RC
TO15			
	096714-001/MWL-SV02-41.5	ACETONE (67-64-1)	45U, B2
	096716-001/MWL-SV03-50 (port 1)	M,P-XYLENE (179601-23-1)	6U, B
	096716-001/MWL-SV03-50 (port 1)	O-XYLENE (95-47-6)	3U, B
	096716-001/MWL-SV03-50 (port 1)	STYRENE (100-42-5)	3U, B
	096718-001/MWL-SV03-200 (port 3)	1,3-DICHLOROBENZENE (541-73-1)	3U, B
	096718-001/MWL-SV03-200 (port 3)	CHLOROBENZENE (108-90-7)	2.2U, B
	096718-001/MWL-SV03-200 (port 3)	ETHYLBENZENE (100-41-4)	3U, B
	096718-001/MWL-SV03-200 (port 3)	M,P-XYLENE (179601-23-1)	6U, B
	096718-001/MWL-SV03-200 (port 3)	O-XYLENE (95-47-6)	3U, B
	096718-001/MWL-SV03-200 (port 3)	STYRENE (100-42-5)	3U, B
	096722-001/MWL-SV04-50 (port 1)	TOLUENE (108-88-3)	1.2U, B2
	096723-001/MWL-SV04-100 (port 2)	BENZENE (71-43-2)	2U, B2
	096723-001/MWL-SV04-100 (port 2)	TOLUENE (108-88-3)	2U, B2
	096724-001/MWL-SV04-200 (port 3)	TOLUENE (108-88-3)	3U, B2
	096725-001/MWL-SV04-300 (port 4)	BENZENE (71-43-2)	2U, B2

Analytical Method	Sample ID	Analyte Name (CAS#)	Qualifier, RC
	096725-001/MWL-SV04-300 (port 4)	TOLUENE (108-88-3)	2U, B2
	096726-001/MWL-SV04-400 (port 5)	BENZENE (71-43-2)	2U, B2
	096726-001/MWL-SV04-400 (port 5)	ETHYLBENZENE (100-41-4)	2U, B
	096726-001/MWL-SV04-400 (port 5)	M,P-XYLENE (179601-23-1)	4.1U, B
	096726-001/MWL-SV04-400 (port 5)	O-XYLENE (95-47-6)	2U, B
	096726-001/MWL-SV04-400 (port 5)	STYRENE (100-42-5)	2U, B
	096726-001/MWL-SV04-400 (port 5)	TOLUENE (108-88-3)	2U, B,B2
	096727-001/MWL-SV-FB4	M,P-XYLENE (179601-23-1)	0.8U, B
	096727-001/MWL-SV-FB4	O-XYLENE (95-47-6)	0.4U, B
	096727-001/MWL-SV-FB4	STYRENE (100-42-5)	0.4U, B
	096728-001/MWL-SV05-50 (port 1)	CHLOROBENZENE (108-90-7)	0.88U, B
	096728-001/MWL-SV05-50 (port 1)	ETHYLBENZENE (100-41-4)	1.2U, B
	096728-001/MWL-SV05-50 (port 1)	M,P-XYLENE (179601-23-1)	2.3U, B
	096728-001/MWL-SV05-50 (port 1)	O-XYLENE (95-47-6)	1.2U, B
	096728-001/MWL-SV05-50 (port 1)	STYRENE (100-42-5)	1.2U, B
	096729-001/MWL-SV05-100 (port 2)	M,P-XYLENE (179601-23-1)	2.5U, B
	096729-001/MWL-SV05-100 (port 2)	O-XYLENE (95-47-6)	1.3U, B
	096729-001/MWL-SV05-100 (port 2)	STYRENE (100-42-5)	1.3U, B
	096729-001/MWL-SV05-100 (port 2)	TOLUENE (108-88-3)	1.3U, B

Analytical Method	Sample ID	Analyte Name (CAS#)	Qualifier, RC
	096730-001/MWL-SV05-200 (port 3)	M,P-XYLENE (179601-23-1)	5U, B
	096730-001/MWL-SV05-200 (port 3)	O-XYLENE (95-47-6)	2.5U, B
	096730-001/MWL-SV05-200 (port 3)	TOLUENE (108-88-3)	2.5U, B
	096731-001/MWL-SV05-200 (port 3)	CHLOROBENZENE (108-90-7)	0.3U, B
	096731-001/MWL-SV05-200 (port 3)	ETHYLBENZENE (100-41-4)	0.4U, B
	096731-001/MWL-SV05-200 (port 3)	M,P-XYLENE (179601-23-1)	0.8U, B
	096731-001/MWL-SV05-200 (port 3)	O-XYLENE (95-47-6)	0.4U, B
	096731-001/MWL-SV05-200 (port 3)	STYRENE (100-42-5)	0.4U, B
	096732-001/MWL-SV05-300 (port 4)	M,P-XYLENE (179601-23-1)	2.8U, B
	096732-001/MWL-SV05-300 (port 4)	O-XYLENE (95-47-6)	1.4U, B
	096734-001/MWL-SV05-400 (port 5)	O-XYLENE (95-47-6)	1.6U, B

All other analyses met QC acceptance criteria; no further data should be qualified.

## Data Validation Summary Worksheet

AR/COC #: 615830, 615831, 615832, 615833 and 615834

Site/Project: MWL SVM

Validation Date: 12/03/14

SDG #: 320-10172-1

Laboratory: TestAmerica Laboratories, Inc. West Sacramento

Validator: Mary Donovan

Matrix: Air

# of Samples: 24

CVR present: Yes

Analysis Type: X Organic Metals

AR/COC(s) present: Yes

Sample Container Integrity: Intact

Rad Gen Chem

Requested Analyses Not Reported						
Sample Number	Laboratory ID	organic	genchem	metals	rad	Comments
None						

Hold Time/Preservation Outliers								
Sample Number	Laboratory ID	Analysis	Pres.	Coll. Date	Prep. Date	Anal. Date	Anal. within 2X HT	Anal. beyond 2X HT
None								

Comments: Samples collected 10/22/2014

Revised 7/2007

Validated By: Mary A. Donovan

## Organic Worksheet (GC/MS)

AR/COC #: 615830, 615831, 615832, 615833 and 615834

SDG #:320-10172-1

Matrix: Air

Laboratory Sample IDs: 320-10172-1 through -24

Method/Batch #s: **EPA TO-15:** <sup>A</sup>58064, <sup>B</sup>58105, <sup>C</sup>58139 and <sup>D</sup>58224

Tuning (pass/fail): pass

TICs Required? (yes/no) no

[illegible]

Comments: HTs OK, ICAL MS2 11/13/14. <sup>A</sup>Batch 58064 (11/15/14), samples -1 through -4. ICAL MS7 10/01/14 <sup>B</sup>Batch 58105 (11/16/14), samples -5 through -6,-8 through -14. <sup>C</sup>Batch 58139 (11/16-17/14), samples -7, -16 and -17. <sup>D</sup>Batch 58224 (11/17-18/14), samples -15, -18 through -24 and -20 dilution. \*Qualified U in the FB sample. FB result not applied to associated field samples.

Revised 2007



# CONTRACT LABORATORY ANALYSIS REQUEST AND CHAIN OF CUSTODY

Internal Lab

Page 1 of 1

Batch No

SMO Use

AR/COC **615830**

Project Name: <u>MWL SVM</u>		Date Samples Shipped: <u>[Signature]</u>		SMO Authorization: <u>[Signature]</u>		<input type="checkbox"/> Waste Characterization <input type="checkbox"/> RMMA <input type="checkbox"/> Released by COC No. <input type="checkbox"/> 4° Celsius
Project/Task Manager: <u>Tim Jackson</u>		Carrier/Waybill No: <u>225573</u>		SMO Contact Phone: <u>Lorraine Herrera/505-844-3199</u>		
Project/Task Number: <u>146422.10.11.08</u>		Lab Contact: <u>Beth Riley, 916-373-5600</u>		Send Report to SMO: <u>Rita Kavanaugh/505-284-2553</u>		
Service Order: <u>CF01-15</u>		Lab Destination: <u>TA/West Sacramento</u>				
		Contract No.: <u>PO 691437</u>				

Tech Area:		Operational Site:		Bill to: Sandia National Laboratories (Accounts Payable), P.O. Box 5800, MS-0154 Albuquerque, NM 87185-0154	
Building:	Room:				

Sample No.	Fraction	Sample Location Detail	Depth (ft)	Date/Time Collected	Sample Matrix	Container		Preservative	Collection Method	Sample Type	Parameter & Method Requested	Lab Sample ID
						Type	Volume					
096712	-001	MWL-SV01-42.5		10/22/14 8:41	SG	SC	6 L	None	G	SA	VOC-TO-15	
096713	-001	MWL-SV-FB1		10/22/14 8:52	UPN	SC	6 L	None	G	FB	VOC-TO-15	



320-10172 Chain of Custody

Last Chain: <input type="checkbox"/> Yes		Sample Tracking		SMO Use		Special Instructions/QC Requirements:		Conditions on Receipt
Validation Req'd: <input checked="" type="checkbox"/> Yes		Date Entered:				EDD <input checked="" type="checkbox"/> Yes <input type="checkbox"/> No		
Background: <input type="checkbox"/> Yes		Entered by:				Turnaround Time <input type="checkbox"/> 7 Day* <input type="checkbox"/> 15 Day* <input checked="" type="checkbox"/> 30 Day		
Confirmatory: <input type="checkbox"/> Yes		QC initials:				Negotiated TAT <input type="checkbox"/>		
Sample Team Members	Name	Signature	Init.	Company/Organization/Phone/Cell		Sample Disposal <input type="checkbox"/> Return to Client <input checked="" type="checkbox"/> Disposal by Lab		Lab Use
	Robert Lynch	<u>[Signature]</u>	<u>RL</u>	SNL/4142/505-844-4013/505-250-7090		Return Samples By:		
	Alfred Santillanes	<u>[Signature]</u>	<u>AS</u>	SNL/4142/505-844-5130/505-228-0710		Comments: <u>Send report to Tim Jackson/4142/MS 0729/284-2547</u>		
	William Gibson	<u>[Signature]</u>	<u>WG</u>	SNL/4142/505-284-3307/505-239-7367				
	Tim Jackson	<u>[Signature]</u>	<u>TJ</u>	SNL/4142/505-284-2547				

1. Relinquished by <u>[Signature]</u> Org. <u>4142</u> Date <u>10-22-14</u> Time <u>11:20</u>	3. Relinquished by _____ Org. _____ Date _____ Time _____
1. Received by <u>[Signature]</u> Org. <u>4142</u> Date <u>10-22-14</u> Time <u>11:20</u>	3. Received by _____ Org. _____ Date _____ Time _____
2. Relinquished by <u>[Signature]</u> Org. <u>4142</u> Date <u>10/27/14</u> Time <u>06:00</u>	4. Relinquished by _____ Org. _____ Date _____ Time _____
2. Received by <u>[Signature]</u> Org. <u>TAW</u> Date <u>10/30/14</u> Time <u>10:00</u>	4. Received by _____ Org. _____ Date _____ Time _____

\*Prior confirmation with SMO required for 7 and 15 day TAT

Page 1487 of 1492

11/19/2014

# CONTRACT LABORATORY ANALYSIS REQUEST AND CHAIN OF CUSTODY

Internal Lab

Page 1 of 1

Batch No.

SMO Use

AR/COC **615831**

Project Name: MWL SVM	Date Samples Shipped: <u>10/27/14</u>	SMO Authorization: <u>[Signature]</u>	<input type="checkbox"/> Waste Characterization
Project/Task Manager: Tim Jackson	Carrier/Waybill No. <u>225573</u>	SMO Contact Phone:	<input type="checkbox"/> RMMA
Project/Task Number: 146422.10.11.08	Lab Contact: Beth Riley, 916-373-5600	Lorraine Herrera/505-844-3199	<input type="checkbox"/> Released by COC No. <input type="checkbox"/> 4° Celsius
Service Order: CF01-15	Lab Destination: TA/West Sacramento	Send Report to SMO:	
	Contract No.: PO 691437	Rita Kavanaugh/505-284-2553	

Tech Area:	Operational Site:	Bill to: Sandia National Laboratories (Accounts Payable), P O. Box 5800, MS-0154 Albuquerque, NM 87185-0154
Building:	Room:	

Sample No.	Fraction	Sample Location Detail	Depth (ft)	Date/Time Collected	Sample Matrix	Container		Preservative	Collection Method	Sample Type	Parameter & Method Requested	Lab Sample ID
						Type	Volume					
096714	-001	MWL-SV02-41.5		10/22/14 8:31	SG	SC	6 L	None	G	SA	VOC-TO-15	
096715	-001	MWL-SV-FB2		10/22/14 8:54	UPN	SC	6 L	None	G	FB	VOC-TO-15	

Last Chain: <input type="checkbox"/> Yes	Sample Tracking	SMO Use	Special Instructions/QC Requirements:	Conditions on Receipt	
Validation Req'd: <input checked="" type="checkbox"/> Yes	Date Entered:		EDD <input checked="" type="checkbox"/> Yes <input type="checkbox"/> No		
Background: <input type="checkbox"/> Yes	Entered by:		Turnaround Time <input type="checkbox"/> 7 Day* <input type="checkbox"/> 15 Day* <input checked="" type="checkbox"/> 30 Day		
Confirmatory: <input type="checkbox"/> Yes	QC ints.:		Negotiated TAT <input type="checkbox"/>		
<b>Sample Team Members</b>	Name	Signature	Init.	Company/Organization/Phone/Cell	Sample Disposal <input type="checkbox"/> Return to Client <input checked="" type="checkbox"/> Disposal by Lab
	Robert Lynch	<u>[Signature]</u>	<u>RL</u>	SNL/4142/505-844-4013/505-250-7090	Return Samples By:
	Alfred Santillanes	<u>[Signature]</u>	<u>AS</u>	SNL/4142/505-844-5130/505-228-0710	
	William Gibson	<u>[Signature]</u>	<u>WG</u>	SNL/4142/505-284-3307/505-239-7367	
	Tim Jackson	<u>[Signature]</u>	<u>TJ</u>	SNL/4142/505-284-2547	
					Comments: Send report to Tim Jackson/4142/MS 0729/284-2547

1. Relinquished by <u>[Signature]</u>	Org. <u>4142</u>	Date <u>10-22-14</u>	Time <u>1120</u>	3. Relinquished by	Org.	Date	Time
1. Received by <u>[Signature]</u>	Org. <u>4142</u>	Date <u>10-22-14</u>	Time <u>1120</u>	3. Received by	Org.	Date	Time
2. Relinquished by <u>[Signature]</u>	Org. <u>4142</u>	Date <u>10/27/14</u>	Time <u>0600</u>	4. Relinquished by	Org.	Date	Time
2. Received by <u>[Signature]</u>	Org. <u>TAWS</u>	Date <u>10/30/14</u>	Time <u>1000</u>	4. Received by	Org.	Date	Time

Prior confirmation with SMO required for 7 and 15 day TAT

# CONTRACT LABORATORY ANALYSIS REQUEST AND CHAIN OF CUSTODY

Internal Lab

Page 1 of 1

Batch No.

SMO Use

AR/COC **615832**

Project Name: MWL SVM	Date Samples Shipped: 10/22/14	SMO Authorization: <i>[Signature]</i>	<input type="checkbox"/> Waste Characterization <input type="checkbox"/> RMMA <input type="checkbox"/> Released by COC No. <input type="checkbox"/> 4° Celsius
Project/Task Manager: Tim Jackson	Carrier/Waybill No. 225573	SMO Contact Phone:	
Project/Task Number: 146422.10.11.08	Lab Contact: Beth Riley 916-373-5600	Lorraine Herrera/505-844-3199	
Service Order: CF01-15	Lab Destination: TA/West Sacramento	Send Report to SMO: Rita Kavanaugh/505-284-2553	
Contract No.: PO 691437			

Tech Area:	Operational Site:	Bill to: Sandia National Laboratories (Accounts Payable), P.O. Box 5800, MS-0154 Albuquerque, NM 87185-0154
Building:	Room:	

Sample No.	Fraction	Sample Location Detail	Depth (ft)	Date/Time Collected	Sample Matrix	Container Type	Volume	Preservative	Collection Method	Sample Type	Parameter & Method Requested	Lab Sample ID
096716	-001	MWL-SV03-50 (port 1)		10/22/14 9:16	SG	SC	6 L	None	G	SA	VOC-TO-15	
096717	-001	MWL-SV03-100 (port 2)		10/22/14 9:21	SG	SC	6 L	None	G	SA	VOC-TO-15	
096718	-001	MWL-SV03-200 (port 3)		10/22/14 9:24	SG	SC	6 L	None	G	SA	VOC-TO-15	
096719	-001	MWL-SV03-300 (port 4)		10/22/14 9:32	SG	SC	6 L	None	G	SA	VOC-TO-15	
096720	-001	MWL-SV03-400 (port 5)		10/22/14 9:45	SG	SC	6 L	None	G	SA	VOC-TO-15	
096721	-001	MWL-SV-FB3		10/22/14 8:57	UPN	SC	6 L	None	G	FB	VOC-TO-15	

Last Chain: <input type="checkbox"/> Yes		Sample Tracking		SMO Use		Special Instructions/QC Requirements:		Conditions on Receipt
Validation Req'd: <input checked="" type="checkbox"/> Yes		Date Entered:		EDD <input checked="" type="checkbox"/> Yes <input type="checkbox"/> No		Turnaround Time <input type="checkbox"/> 7 Day* <input type="checkbox"/> 15 Day* <input checked="" type="checkbox"/> 30 Day		
Background: <input type="checkbox"/> Yes		Entered by:		Negotiated TAT		Sample Disposal <input type="checkbox"/> Return to Client <input checked="" type="checkbox"/> Disposal by Lab		
Confirmatory: <input type="checkbox"/> Yes		QC inits.:		Return Samples By:		Comments: Send report to Tim Jackson/4142/MS 0729/284-2547		
Sample Team Members	Name	Signature	Init	Company/Organization/Phone/Cell		Lab Use		
	Robert Lynch	<i>[Signature]</i>	RL	SNL/4142/505-844-4013/505-250-7090				
	Alfred Santillanes	<i>[Signature]</i>	AS	SNL/4142/505-844-5130/505-228-0710				
	William Gibson	<i>[Signature]</i>	WG	SNL/4142/505-284-3307/505-239-7367				
	Tim Jackson	<i>[Signature]</i>	TJ	SNL/4142/505-284-2547				

1. Relinquished by <i>[Signature]</i> Org. 4142 Date 10-22-14 Time 1120	3. Relinquished by	Org.	Date	Time
1. Received by <i>[Signature]</i> Org. 4142 Date 10-22-14 Time 1120	3. Received by	Org.	Date	Time
2. Relinquished by <i>[Signature]</i> Org. 4142 Date 10/22/14 Time 0600	4. Relinquished by	Org.	Date	Time
2. Received by <i>[Signature]</i> Org. TAWS Date 10/30/14 Time 1120	4. Received by	Org.	Date	Time

Prior confirmation with SMO required for 7 and 15 day TAT

Page 1 of 1 of 1492

2014

# CONTRACT LABORATORY ANALYSIS REQUEST AND CHAIN OF CUSTODY

Internal Lab

Page 1 of 1

Batch No.

SMO Use

AR/COC **615833**

Project Name: MWL SVM	Date Samples Shipped: 10/27/14	SMO Authorization: <i>David Stumpel</i>	<input type="checkbox"/> Waste Characterization <input type="checkbox"/> RMMA <input type="checkbox"/> Released by COC No. <input type="checkbox"/> 4° Celsius
Project/Task Manager: Tim Jackson	Carrier/Waybill No. 225573	SMO Contact Phone: Lorraine Herrera/505-844-3199	
Project/Task Number: 146422.10.11.08	Lab Contact: Beth Riley, 916-373-5600	Send Report to SMO: Rita Kavanaugh/505-284-2553	
Service Order: CF01-15	Lab Destination: TA/West Sacramento		
Contract No.: PO 691437			

Tech Area:	Building:	Room:	Operational Site:	Bill to: Sandia National Laboratories (Accounts Payable), P.O. Box 5800, MS-0154 Albuquerque, NM 87185-0154
------------	-----------	-------	-------------------	-------------------------------------------------------------------------------------------------------------------

Sample No.	Fraction	Sample Location Detail	Depth (ft)	Date/Time Collected	Sample Matrix	Container		Preservative	Collection Method	Sample Type	Parameter & Method Requested	Lab Sample ID
						Type	Volume					
096722	-001	MWL-SV04-50 (port 1)		10/22/14 9:56	SG	SC	6 L	None	G	SA	VOC-TO-15	
096723	-001	MWL-SV04-100 (port 2)		10/22/14 9:59	SG	SC	6 L	None	G	SA	VOC-TO-15	
096724	-001	MWL-SV04-200 (port 3)		10/22/14 10:03	SG	SC	6 L	None	G	SA	VOC-TO-15	
096725	-001	MWL-SV04-300 (port 4)		10/22/14 10:07	SG	SC	6 L	None	G	SA	VOC-TO-15	
096726	-001	MWL-SV04-400 (port 5)		10/22/14 10:12	SG	SC	6 L	None	G	SA	VOC-TO-15	
096727	-001	MWL-SV-FB4		10/22/14 9:53	UPN	SC	6 L	None	G	FB	VOC-TO-15	

Last Chain: <input type="checkbox"/> Yes		Sample Tracking		SMO Use		Special Instructions/QC Requirements:			Conditions on Receipt
Validation Req'd: <input checked="" type="checkbox"/> Yes		Date Entered:		EDD <input checked="" type="checkbox"/> Yes <input type="checkbox"/> No		Turnaround Time <input type="checkbox"/> 7 Day* <input type="checkbox"/> 15 Day* <input checked="" type="checkbox"/> 30 Day			
Background: <input type="checkbox"/> Yes		Entered by:		Negotiated TAT		Sample Disposal <input type="checkbox"/> Return to Client <input checked="" type="checkbox"/> Disposal by Lab			
Confirmatory: <input type="checkbox"/> Yes		QC initials:		Return Samples By:		Comments: Send report to Tim Jackson/4142/MS 0729/284-2547			
Sample Team Members	Name	Signature	Init	Company/Organization/Phone/Cell					
	Robert Lynch	<i>Robert Lynch</i>	RL	SNL/4142/505-844-4013/505-250-7090					
	Alfred Santillanes	<i>Alfred Santillanes</i>	AS	SNL/4142/505-844-5130/505-228-0710					
	William Gibson	<i>William Gibson</i>	WG	SNL/4142/505-284-3307/505-239-7367					
	Tim Jackson	<i>Tim Jackson</i>	TJ	SNL/4142/505-284-2547					

1. Relinquished by <i>William Gibson</i>	Org. 4142	Date 10-22-14	Time 1120	3. Relinquished by	Org.	Date	Time
1. Received by <i>David Stumpel</i>	Org. 4142	Date 10-22-14	Time 1120	3. Received by	Org.	Date	Time
2. Relinquished by <i>David Stumpel</i>	Org. 4142	Date 10/27/14	Time 1000	4. Relinquished by	Org.	Date	Time
2. Received by <i>Tim Jackson</i>	Org. TA WS	Date 10/30/14	Time 1000	4. Received by	Org.	Date	Time

Prior confirmation with SMO required for 7 and 15 day TAT

Page 1 of 1 of 1492

2014

# CONTRACT LABORATORY ANALYSIS REQUEST AND CHAIN OF CUSTODY

Internal Lab

Page 1 of 1

Batch No.

SMO Use

AR/COC

615834

Project Name: MWL SVM	Date Samples Shipped: 10/27/14	SMO Authorization: [Signature]	<input type="checkbox"/> Waste Characterization
Project/Task Manager: Tim Jackson	Carrier/Waybill No. 225573	SMO Contact Phone:	<input type="checkbox"/> RMMA
Project/Task Number: 146422.10.11.08	Lab Contact: Beth Riley, 916-373-5600	Lorraine Herrera/505-844-3199	<input type="checkbox"/> Released by COC No. <input type="checkbox"/> 4° Celsius
Service Order: CF01-15	Lab Destination: TA/West Sacramento	Send Report to SMO:	
	Contract No.: PO 691437	Rita Kavanaugh/505-284-2553	

Tech Area:	Operational Site:	Bill to: Sandia National Laboratories (Accounts Payable),
Building:		P.O. Box 5800, MS-0154
Room:		Albuquerque, NM 87185-0154

Sample No.	Fraction	Sample Location Detail	Depth (ft)	Date/Time Collected	Sample Matrix	Container		Preservative	Collection Method	Sample Type	Parameter & Method Requested	Lab Sample ID
						Type	Volume					
096728	-001	MWL-SV05-50 (port 1)		10/22/14 10:28	SG	SC	6 L	None	G	SA	VOC-TO-15	
096729	-001	MWL-SV05-100 (port 2)		10/22/14 10:30	SG	SC	6 L	None	G	SA	VOC-TO-15	
096730	-001	MWL-SV05-200 (port 3)		10/22/14 10:34	SG	SC	6 L	None	G	SA	VOC-TO-15	
096731	-001	MWL-SV05-200 (port 3)		10/22/14 10:36	SG	SC	6 L	None	G	DU	VOC-TO-15	
096732	-001	MWL-SV05-300 (port 4)		10/22/14 10:39	SG	SC	6 L	None	G	SA	VOC-TO-15	
096733	-001	MWL-SV05-400 (port 5)		10/22/14 10:43	SG	SC	6 L	None	G	SA	VOC-TO-15	
096734	-001	MWL-SV05-400 (port 5)		10/22/14 10:45	SG	SC	6 L	None	G	DU	VOC-TO-15	
096735	-001	MWL-SV-FB5		10/22/14 10:24	UPN	SC	6 L	None	G	FB	VOC-TO-15	

Last Chain: <input checked="" type="checkbox"/> Yes		Sample Tracking		SMO Use		Special Instructions/QC Requirements:		Conditions on Receipt
Validation Req'd: <input checked="" type="checkbox"/> Yes		Date Entered:		EDD <input checked="" type="checkbox"/> Yes <input type="checkbox"/> No				
Background: <input type="checkbox"/> Yes		Entered by:		Turnaround Time <input type="checkbox"/> 7 Day* <input type="checkbox"/> 15 Day* <input checked="" type="checkbox"/> 30 Day				
Confirmatory: <input type="checkbox"/> Yes		QC Inits.:		Negotiated TAT				
Sample Team Members	Name	Signature	Init.	Company/Organization/Phone/Cell		Sample Disposal <input type="checkbox"/> Return to Client <input checked="" type="checkbox"/> Disposal by Lab		Lab Use
	Robert Lynch	[Signature]	RL	SNL/4142/505-844-4013/505-250-7090		Return Samples By:		
	Alfred Santillanes	[Signature]	AS	SNL/4142/505-844-5130/505-228-0710		Comments: Send report to Tim Jackson/4142/MS 0729/284-2547		
	William Gibson	[Signature]	WG	SNL/4142/505-284-3307/505-239-7367				
	Tim Jackson	[Signature]	TJ	SNL/4142/505-284-2547				

1. Relinquished by [Signature]	Org. 4142	Date 10-22-14	Time 1120	3. Relinquished by	Org.	Date	Time
1. Received by [Signature]	Org. 4142	Date 10-22-14	Time 1120	3. Received by	Org.	Date	Time
2. Relinquished by [Signature]	Org. 4142	Date 10/27/14	Time 0900	4. Relinquished by	Org.	Date	Time
2. Received by [Signature]	Org. TA WS	Date 10/30/14	Time 1000	4. Received by	Org.	Date	Time

Prior confirmation with SMO required for 7 and 15 day TAT

Page 1 of 1 of 1492

11/19/2014

## CONTRACT VERIFICATION REVIEW FORMS

<b>AR/COC Number</b>	<b>Sample Type</b>
615738	Environmental*
615739	Environmental*
615740	Environmental*
615741	Environmental*
615742	Environmental*
615830	Environmental*
615831	Environmental*
615832	Environmental*
615833	Environmental*
615834	Environmental*

\* AR/COC forms are provided in the Data Validation Section of this Annex.

## Contract Verification Review (CVR)

Project Leader MITCHELL Project Name MWL SVM Project/Task No. 146422\_10.11.08

ARCOC No. 615738, 615739, 615740, 615741 & 615742 Analytical Lab TEST AMERICA- WEST SACRAMENTO SDG No. 320-9478-1

*In the tables below, mark any information that is missing or incorrect and give an explanation.*

### 1.0 Analysis Request and Chain of Custody Record and Log-In Information

Line No.	Item	Complete?		If no, explain
		Yes	No	
1.1	All items on ARCOG complete - data entry clerk initialed and dated	X		
1.2	Container type(s) correct for analyses requested	X		
1.3	Sample volume adequate for # and types of analyses requested	X		
1.4	Preservative correct for analyses requested	X		
1.5	Custody records continuous and complete	X		
1.6	Lab sample number(s) provided and SNL sample number(s) cross referenced and correct	X		
1.7	Date samples received	X		
1.8	Condition upon receipt information provided	X		

### 2.0 Analytical Laboratory Report

Line No.	Item	Complete?		If no, explain
		Yes	No	
2.1	Data reviewed, signature	X		
2.2	Method reference number(s) complete and correct	X		
2.3	QC analysis and acceptance limits provided (MB, LCS, Replicate)	X		
2.4	Matrix spike/matrix spike duplicate data provided	N/A		
2.5	Detection limits provided; PQL and MDL(or IDL), MDA and L <sub>c</sub>	X		
2.6	QC batch numbers provided	X		
2.7	Dilution factors provided and all dilution levels reported	X		
2.8	Data reported in appropriate units and using correct significant figures	X		
2.9	Radiochemistry analysis uncertainty (2 sigma error) and tracer recovery (if applicable) reported	N/A		
2.10	Narrative provided	X		
2.11	TAT met	X		
2.12	Holding times met	X		
2.13	Contractual qualifiers provided	X		
2.14	All requested result and TIC (if requested) data provided	X		

## Contract Verification Review (Continued)

### 3.0 Data Quality Evaluation

Item	Yes	No	If no, Sample ID No./Fraction(s) and Analysis
3.1 Are reporting units appropriate for the matrix and meet contract specified or project-specific requirements? Inorganics and metals reported as ppm (mg/liter or mg/Kg)? Tritium reported in picocuries per liter with percent moisture for soil samples? Units consistent between QC samples and sample data	X		
3.2 Quantitation limit met for all samples	X		
3.3 Accuracy			
a) Laboratory control sample accuracy reported and met for all samples	X		
b) Surrogate data reported and met for all organic samples analyzed by a gas chromatography technique	X		
c) Matrix spike recovery data reported and met	N/A		
3.4 Precision			
a) Replicate sample precision reported and met for all inorganic and radiochemistry samples	N/A		
b) Matrix spike duplicate RPD data reported and met for all organic samples	N/A		
3.5 Blank data		X	ACETONE DETECTED IN BLANKS
a) Method or reagent blank data reported and met for all samples			
b) Sampling blank (e.g., field, trip, and equipment) data reported and met	X		ALL HITS IN FIELD BLANKS LOWER THAN RL
3.6 Contractual qualifiers provided: "J"- estimated quantity; "B"- analyte found in method blank above the MDL for organic and inorganic; "U"- analyte undetected (results are below the MDL, IDL, or MDA (radiochemical)); "H"- analysis done beyond the holding time; "h" - analysis done beyond the extraction/preparation holding time; "N" - result associated with spike analysis outside control limits	X		
3.7 Narrative addresses planchet flaming for gross alpha/beta	N/A		
3.8 Narrative included, correct, and complete	X		
3.9 Second column confirmation data provided for methods 8330 (high explosives), pesticides/PCBs 8081 and 8082 and herbicides 8151	N/A		



## Contract Verification Review (Continued)

### 4.0 Calibration and Validation Documentation

Item	Yes	No	Comments
4.1 GC/MS (8260 and 8270)			
a) 12-hour tune check provided	X		
b) Initial calibration provided	X		
c) Continuing calibration provided	X		
d) Internal standard performance data provided	X		
e) Instrument run logs provided	X		
4.2 GC/HPLC (8330, 8082, 9070A, and 8010)			
a) Initial calibration provided	N/A		
b) Continuing calibration provided	N/A		
c) Instrument run logs provided	N/A		
4.3 HRGC/HRMS (1668)			
a) 12-hour tune check provided	N/A		
b) Initial calibration provided	N/A		
c) Continuing calibration provided	N/A		
d) Internal standard performance data provided	N/A		
e) Labeled compound recovery data provided	N/A		

## Contract Verification Review (Continued)

f) RRTs for samples and standards provided	N/A		
g) Ion abundance ratios for samples and standards provided	N/A		
h) Instrument run logs provided	N/A		
4.4 LC/MS/MS (6850)			
a) Initial calibration provided	N/A		
b) Continuing calibration provided	N/A		
c) CRI provided	N/A		
d) Internal standard performance data provided	N/A		
e) Chlorine isotope ratios provided (perchlorate only)	N/A		
f) ICS provided (perchlorate only)	N/A		
4.5 Inorganics (metals)			
a) Initial calibration provided	N/A		
b) Continuing calibration provided	N/A		
c) ICP interference check sample data provided	N/A		
d) ICP serial dilution provided	N/A		
e) Instrument run logs provided	N/A		
4.6 Radiochemistry and General Chemistry			
a) Instrument run logs provided	N/A		

## Contract Verification Review (Concluded)

### 5.0 Data Anomaly Report

Item	Yes	No	Comments
5.1 DAR completed for monitoring and surveillance sample data	N/A		
5.2 Problems or outliers noted	N/A		
5.3 Verification or reanalysis requested from lab	N/A		

### 6.0 Problem Resolution

*Summarize the findings in the table below. List only samples/fractions for which deficiencies have been noted.*

Sample/Fraction No.	Analysis	Problems/Comments/Resolutions

Were deficiencies unresolved?      ☐ Yes      ☒ No

Based on the review, this data package is complete.      ☒ Yes      ☐ No

If no, provide nonconformance report or correction request number \_\_\_\_\_ and date correction request was submitted: \_\_\_\_\_

Reviewed by: W. Palencia Date: 10.13.2014

Were resolutions adequate and data package complete?      ☐ Yes      ☐ No

Closed by: \_\_\_\_\_ Date: \_\_\_\_\_

## Contract Verification Review (CVR)

Project Leader MITCHELL Project Name MWL SVM Project/Task No. 146422\_10.11.08

ARCOC No. 615830, 615831, 615832, 615833 & 615834 Analytical Lab TEST AMERICA- WEST SACRAMENTO SDG No. 320-10172-1

*In the tables below, mark any information that is missing or incorrect and give an explanation.*

### 1.0 Analysis Request and Chain of Custody Record and Log-In Information

Line No.	Item	Complete?		If no, explain
		Yes	No	
1.1	All items on ARCOG complete - data entry clerk initialed and dated	X		
1.2	Container type(s) correct for analyses requested	X		
1.3	Sample volume adequate for # and types of analyses requested	X		
1.4	Preservative correct for analyses requested	X		
1.5	Custody records continuous and complete	X		
1.6	Lab sample number(s) provided and SNL sample number(s) cross referenced and correct	X		
1.7	Date samples received	X		
1.8	Condition upon receipt information provided	X		

### 2.0 Analytical Laboratory Report

Line No.	Item	Complete?		If no, explain
		Yes	No	
2.1	Data reviewed, signature	X		
2.2	Method reference number(s) complete and correct	X		
2.3	QC analysis and acceptance limits provided (MB, LCS, Replicate)	X		
2.4	Matrix spike/matrix spike duplicate data provided	N/A		
2.5	Detection limits provided; PQL and MDL(or IDL), MDA and L <sub>c</sub>	X		
2.6	QC batch numbers provided	X		
2.7	Dilution factors provided and all dilution levels reported	X		
2.8	Data reported in appropriate units and using correct significant figures	X		
2.9	Radiochemistry analysis uncertainty (2 sigma error) and tracer recovery (if applicable) reported	N/A		
2.10	Narrative provided	X		
2.11	TAT met	X		
2.12	Holding times met	X		
2.13	Contractual qualifiers provided	X		
2.14	All requested result and TIC (if requested) data provided	X		

## Contract Verification Review (Continued)

### 3.0 Data Quality Evaluation

Item	Yes	No	If no, Sample ID No./Fraction(s) and Analysis
3.1 Are reporting units appropriate for the matrix and meet contract specified or project-specific requirements? Inorganics and metals reported as ppm (mg/liter or mg/Kg)? Tritium reported in picocuries per liter with percent moisture for soil samples? Units consistent between QC samples and sample data	X		
3.2 Quantitation limit met for all samples	X		
3.3 Accuracy a) Laboratory control sample accuracy reported and met for all samples		X	1,2,4-TRICHLOROBENZENE FAILED RECOVERY LIMITS FOR LCS/LCSD (BATCH 58105 & 58139)
b) Surrogate data reported and met for all organic samples analyzed by a gas chromatography technique	X		
c) Matrix spike recovery data reported and met	N/A		
3.4 Precision a) Replicate sample precision reported and met for all inorganic and radiochemistry samples	N/A		
b) Matrix spike duplicate RPD data reported and met for all organic samples	N/A		
3.5 Blank data a) Method or reagent blank data reported and met for all samples		X	STYRENE, M&P-XYLENE & O-XYLENE DETECTED IN BLANK (58105) CHLOROBENZENE, 1,3-DICHLOROBENZENE, ETHYLBENZENE, STYRENE, M&P-XYLENE & O-XYLENE DETECTED IN BLANK (58139) CHLOROBENZENE, ETHYLBENZENE, STYRENE, TOLUENE, M&P-XYLENE & O-XYLENE DETECTED IN BLANK (58224)
b) Sampling blank (e.g., field, trip, and equipment) data reported and met	X		ALL HITS IN FIELD BLANKS LOWER THAN RL
3.6 Contractual qualifiers provided: "J"- estimated quantity; "B"- analyte found in method blank above the MDL for organic and inorganic; "U"- analyte undetected (results are below the MDL, IDL, or MDA (radiochemical)); "H"- analysis done beyond the holding time; "h" - analysis done beyond the extraction/preparation holding time; "N" - result associated with spike analysis outside control limits	X		
3.7 Narrative addresses planchet flaming for gross alpha/beta	N/A		
3.8 Narrative included, correct, and complete	X		

3.9 Second column confirmation data provided for methods 8330 (high explosives), pesticides/PCBs 8081 and 8082 and herbicides 8151	N/A		
------------------------------------------------------------------------------------------------------------------------------------	-----	--	--

## Contract Verification Review (Continued)

### 4.0 Calibration and Validation Documentation

Item	Yes	No	Comments
4.1 GC/MS (8260 and 8270)			
a) 12-hour tune check provided	X		
b) Initial calibration provided	X		
c) Continuing calibration provided	X		
d) Internal standard performance data provided	X		
e) Instrument run logs provided	X		
4.2 GC/HPLC (8330, 8082, 9070A, and 8010)			
a) Initial calibration provided	N/A		
b) Continuing calibration provided	N/A		
c) Instrument run logs provided	N/A		
4.3 HRGC/HRMS (1668)			
a) 12-hour tune check provided	N/A		
b) Initial calibration provided	N/A		
c) Continuing calibration provided	N/A		
d) Internal standard performance data provided	N/A		
e) Labeled compound recovery data provided	N/A		

## Contract Verification Review (Continued)

f) RRTs for samples and standards provided	N/A		
g) Ion abundance ratios for samples and standards provided	N/A		
h) Instrument run logs provided	N/A		
4.4 LC/MS/MS (6850)			
a) Initial calibration provided	N/A		
b) Continuing calibration provided	N/A		
c) CRI provided	N/A		
d) Internal standard performance data provided	N/A		
e) Chlorine isotope ratios provided (perchlorate only)	N/A		
f) ICS provided (perchlorate only)	N/A		
4.5 Inorganics (metals)			
a) Initial calibration provided	N/A		
b) Continuing calibration provided	N/A		
c) ICP interference check sample data provided	N/A		
d) ICP serial dilution provided	N/A		
e) Instrument run logs provided	N/A		
4.6 Radiochemistry and General Chemistry			
a) Instrument run logs provided	N/A		



## Contract Verification Review (Concluded)

### 5.0 Data Anomaly Report

Item	Yes	No	Comments
5.1 DAR completed for monitoring and surveillance sample data	X		
5.2 Problems or outliers noted		X	
5.3 Verification or reanalysis requested from lab	X		

### 6.0 Problem Resolution

*Summarize the findings in the table below. List only samples/fractions for which deficiencies have been noted.*

Sample/Fraction No.	Analysis	Problems/Comments/Resolutions

Were deficiencies unresolved?      ☐ Yes      ☒ No

Based on the review, this data package is complete.      ☒ Yes      ☐ No

If no, provide nonconformance report or correction request number \_\_\_\_\_ and date correction request was submitted: \_\_\_\_\_

Reviewed by: W. Palencia Date: 11.24.2014

Were resolutions adequate and data package complete?      ☐ Yes      ☐ No

Closed by: \_\_\_\_\_ Date: \_\_\_\_\_

**SOIL-VAPOR SAMPLING RESULTS  
CERTIFICATES OF ANALYSIS**

**Mixed Waste Landfill**

**April 2014-March 2015 Reporting Period**

Note: Certificates of Analysis are provided on compact disc only,  
for printed copies of this report.

**SEPTEMBER 2014 SOIL-VAPOR SAMPLING RESULTS**  
**CERTIFICATES OF ANALYSIS**

# Client Sample Results

Client: Sandia National Laboratories  
Project/Site: MWL SVM

TestAmerica Job ID: 320-9478-1

**Client Sample ID: 096510-001/MWL-SV01-42.5**

**Lab Sample ID: 320-9478-1**

**Date Collected: 09/11/14 11:23**

**Matrix: Air**

**Date Received: 09/18/14 09:15**

**Sample Container: Summa Canister 6L**

## Method: TO-15 - Volatile Organic Compounds in Ambient Air

Analyte	Result	Qualifier	RL	MDL	Unit	D	Prepared	Analyzed	Dil Fac
<b>Acetone</b>	<b>13</b>	<b>J B</b>	25	0.89	ppb v/v			10/04/14 00:25	4.99
Benzene	ND		2.0	0.39	ppb v/v			10/04/14 00:25	4.99
Benzyl chloride	ND		4.0	0.81	ppb v/v			10/04/14 00:25	4.99
<b>Bromodichloromethane</b>	<b>0.40</b>	<b>J</b>	1.5	0.33	ppb v/v			10/04/14 00:25	4.99
Bromoform	ND		2.0	0.35	ppb v/v			10/04/14 00:25	4.99
Bromomethane	ND		4.0	1.7	ppb v/v			10/04/14 00:25	4.99
<b>2-Butanone (MEK)</b>	<b>2.7</b>	<b>J</b>	4.0	0.99	ppb v/v			10/04/14 00:25	4.99
<b>Carbon disulfide</b>	<b>3.1</b>	<b>J</b>	4.0	0.39	ppb v/v			10/04/14 00:25	4.99
<b>Carbon tetrachloride</b>	<b>0.35</b>	<b>J</b>	4.0	0.32	ppb v/v			10/04/14 00:25	4.99
Chlorobenzene	ND		1.5	0.32	ppb v/v			10/04/14 00:25	4.99
Chloroethane	ND		4.0	1.5	ppb v/v			10/04/14 00:25	4.99
<b>Chloroform</b>	<b>13</b>		1.5	0.47	ppb v/v			10/04/14 00:25	4.99
<b>Chloromethane</b>	<b>1.2</b>	<b>J</b>	4.0	0.98	ppb v/v			10/04/14 00:25	4.99
Dibromochloromethane	ND		2.0	0.39	ppb v/v			10/04/14 00:25	4.99
1,2-Dibromoethane (EDB)	ND		4.0	0.37	ppb v/v			10/04/14 00:25	4.99
1,2-Dichloro-1,1,2,2-tetrafluoroethane	ND		2.0	0.77	ppb v/v			10/04/14 00:25	4.99
1,2-Dichlorobenzene	ND		2.0	0.65	ppb v/v			10/04/14 00:25	4.99
1,3-Dichlorobenzene	ND		2.0	0.55	ppb v/v			10/04/14 00:25	4.99
1,4-Dichlorobenzene	ND		2.0	0.74	ppb v/v			10/04/14 00:25	4.99
<b>Dichlorodifluoromethane</b>	<b>100</b>		2.0	0.72	ppb v/v			10/04/14 00:25	4.99
<b>1,1-Dichloroethane</b>	<b>2.8</b>		1.5	0.36	ppb v/v			10/04/14 00:25	4.99
1,2-Dichloroethane	ND		4.0	0.44	ppb v/v			10/04/14 00:25	4.99
<b>1,1-Dichloroethene</b>	<b>8.0</b>		4.0	0.64	ppb v/v			10/04/14 00:25	4.99
<b>cis-1,2-Dichloroethene</b>	<b>1.5</b>	<b>J</b>	2.0	0.44	ppb v/v			10/04/14 00:25	4.99
trans-1,2-Dichloroethene	ND		2.0	0.50	ppb v/v			10/04/14 00:25	4.99
1,2-Dichloropropane	ND		2.0	1.2	ppb v/v			10/04/14 00:25	4.99
cis-1,3-Dichloropropene	ND		2.0	0.52	ppb v/v			10/04/14 00:25	4.99
trans-1,3-Dichloropropene	ND		2.0	0.44	ppb v/v			10/04/14 00:25	4.99
Ethylbenzene	ND		2.0	0.31	ppb v/v			10/04/14 00:25	4.99
4-Ethyltoluene	ND		2.0	0.93	ppb v/v			10/04/14 00:25	4.99
Hexachlorobutadiene	ND		10	2.2	ppb v/v			10/04/14 00:25	4.99
2-Hexanone	ND		2.0	0.43	ppb v/v			10/04/14 00:25	4.99
4-Methyl-2-pentanone (MIBK)	ND		2.0	0.67	ppb v/v			10/04/14 00:25	4.99
Methylene Chloride	ND		2.0	0.36	ppb v/v			10/04/14 00:25	4.99
Styrene	ND		2.0	0.29	ppb v/v			10/04/14 00:25	4.99
1,1,2,2-Tetrachloroethane	ND		2.0	0.34	ppb v/v			10/04/14 00:25	4.99
<b>Toluene</b>	<b>1.1</b>	<b>J</b>	2.0	0.25	ppb v/v			10/04/14 00:25	4.99
<b>1,1,2-Trichloro-1,2,2-trifluoroethane</b>	<b>94</b>		2.0	0.81	ppb v/v			10/04/14 00:25	4.99
1,2,4-Trichlorobenzene	ND		10	2.2	ppb v/v			10/04/14 00:25	4.99
<b>1,1,1-Trichloroethane</b>	<b>55</b>		1.5	0.32	ppb v/v			10/04/14 00:25	4.99
1,1,2-Trichloroethane	ND		2.0	0.33	ppb v/v			10/04/14 00:25	4.99
<b>Trichloroethene</b>	<b>110</b>		2.0	0.52	ppb v/v			10/04/14 00:25	4.99
<b>Trichlorofluoromethane</b>	<b>190</b>		2.0	0.98	ppb v/v			10/04/14 00:25	4.99
1,2,4-Trimethylbenzene	ND		4.0	0.81	ppb v/v			10/04/14 00:25	4.99
1,3,5-Trimethylbenzene	ND		2.0	0.62	ppb v/v			10/04/14 00:25	4.99
Vinyl acetate	ND		4.0	0.72	ppb v/v			10/04/14 00:25	4.99
Vinyl chloride	ND		2.0	0.60	ppb v/v			10/04/14 00:25	4.99

TestAmerica Sacramento

# Client Sample Results

Client: Sandia National Laboratories  
Project/Site: MWL SVM

TestAmerica Job ID: 320-9478-1

**Client Sample ID: 096510-001/MWL-SV01-42.5**

**Lab Sample ID: 320-9478-1**

**Date Collected: 09/11/14 11:23**

**Matrix: Air**

**Date Received: 09/18/14 09:15**

**Sample Container: Summa Canister 6L**

## Method: TO-15 - Volatile Organic Compounds in Ambient Air (Continued)

Analyte	Result	Qualifier	RL	MDL	Unit	D	Prepared	Analyzed	Dil Fac
m,p-Xylene	ND		4.0	0.50	ppb v/v			10/04/14 00:25	4.99
o-Xylene	ND		2.0	0.27	ppb v/v			10/04/14 00:25	4.99
Surrogate	%Recovery	Qualifier	Limits				Prepared	Analyzed	Dil Fac
4-Bromofluorobenzene (Surr)	85		70 - 130					10/04/14 00:25	4.99
1,2-Dichloroethane-d4 (Surr)	92		70 - 130					10/04/14 00:25	4.99
Toluene-d8 (Surr)	99		70 - 130					10/04/14 00:25	4.99

## Method: TO-15 - Volatile Organic Compounds in Ambient Air - DL

Analyte	Result	Qualifier	RL	MDL	Unit	D	Prepared	Analyzed	Dil Fac
<b>Tetrachloroethene</b>	<b>560</b>		6.0	0.77	ppb v/v			10/05/14 15:53	15
Surrogate	%Recovery	Qualifier	Limits				Prepared	Analyzed	Dil Fac
4-Bromofluorobenzene (Surr)	86		70 - 130					10/05/14 15:53	15
1,2-Dichloroethane-d4 (Surr)	92		70 - 130					10/05/14 15:53	15
Toluene-d8 (Surr)	96		70 - 130					10/05/14 15:53	15

**Client Sample ID: 096511-001/MWL-FB1**

**Lab Sample ID: 320-9478-2**

**Date Collected: 09/11/14 10:59**

**Matrix: Air**

**Date Received: 09/18/14 09:15**

**Sample Container: Summa Canister 6L**

## Method: TO-15 - Volatile Organic Compounds in Ambient Air

Analyte	Result	Qualifier	RL	MDL	Unit	D	Prepared	Analyzed	Dil Fac
<b>Acetone</b>	<b>0.29</b>	<b>J B</b>	6.6	0.23	ppb v/v			10/04/14 01:23	1.31
<b>Benzene</b>	<b>0.44</b>	<b>J</b>	0.52	0.10	ppb v/v			10/04/14 01:23	1.31
Benzyl chloride	ND		1.0	0.21	ppb v/v			10/04/14 01:23	1.31
Bromodichloromethane	ND		0.39	0.086	ppb v/v			10/04/14 01:23	1.31
Bromoform	ND		0.52	0.092	ppb v/v			10/04/14 01:23	1.31
Bromomethane	ND		1.0	0.44	ppb v/v			10/04/14 01:23	1.31
2-Butanone (MEK)	ND		1.0	0.26	ppb v/v			10/04/14 01:23	1.31
<b>Carbon disulfide</b>	<b>0.19</b>	<b>J</b>	1.0	0.10	ppb v/v			10/04/14 01:23	1.31
Carbon tetrachloride	ND		1.0	0.084	ppb v/v			10/04/14 01:23	1.31
Chlorobenzene	ND		0.39	0.084	ppb v/v			10/04/14 01:23	1.31
Chloroethane	ND		1.0	0.40	ppb v/v			10/04/14 01:23	1.31
Chloroform	ND		0.39	0.12	ppb v/v			10/04/14 01:23	1.31
Chloromethane	ND		1.0	0.26	ppb v/v			10/04/14 01:23	1.31
Dibromochloromethane	ND		0.52	0.10	ppb v/v			10/04/14 01:23	1.31
1,2-Dibromoethane (EDB)	ND		1.0	0.098	ppb v/v			10/04/14 01:23	1.31
1,2-Dichloro-1,1,2,2-tetrafluoroethane	ND		0.52	0.20	ppb v/v			10/04/14 01:23	1.31
1,2-Dichlorobenzene	ND		0.52	0.17	ppb v/v			10/04/14 01:23	1.31
1,3-Dichlorobenzene	ND		0.52	0.14	ppb v/v			10/04/14 01:23	1.31
1,4-Dichlorobenzene	ND		0.52	0.20	ppb v/v			10/04/14 01:23	1.31
Dichlorodifluoromethane	ND		0.52	0.19	ppb v/v			10/04/14 01:23	1.31
1,1-Dichloroethane	ND		0.39	0.094	ppb v/v			10/04/14 01:23	1.31
1,2-Dichloroethane	ND		1.0	0.12	ppb v/v			10/04/14 01:23	1.31
1,1-Dichloroethene	ND		1.0	0.17	ppb v/v			10/04/14 01:23	1.31
cis-1,2-Dichloroethene	ND		0.52	0.12	ppb v/v			10/04/14 01:23	1.31
trans-1,2-Dichloroethene	ND		0.52	0.13	ppb v/v			10/04/14 01:23	1.31

TestAmerica Sacramento

# Client Sample Results

Client: Sandia National Laboratories  
Project/Site: MWL SVM

TestAmerica Job ID: 320-9478-1

**Client Sample ID: 096511-001/MWL-FB1**

**Lab Sample ID: 320-9478-2**

**Date Collected: 09/11/14 10:59**

**Matrix: Air**

**Date Received: 09/18/14 09:15**

**Sample Container: Summa Canister 6L**

## Method: TO-15 - Volatile Organic Compounds in Ambient Air (Continued)

Analyte	Result	Qualifier	RL	MDL	Unit	D	Prepared	Analyzed	Dil Fac
1,2-Dichloropropane	ND		0.52	0.31	ppb v/v			10/04/14 01:23	1.31
cis-1,3-Dichloropropene	ND		0.52	0.14	ppb v/v			10/04/14 01:23	1.31
trans-1,3-Dichloropropene	ND		0.52	0.12	ppb v/v			10/04/14 01:23	1.31
Ethylbenzene	ND		0.52	0.083	ppb v/v			10/04/14 01:23	1.31
4-Ethyltoluene	ND		0.52	0.24	ppb v/v			10/04/14 01:23	1.31
Hexachlorobutadiene	ND		2.6	0.57	ppb v/v			10/04/14 01:23	1.31
2-Hexanone	ND		0.52	0.11	ppb v/v			10/04/14 01:23	1.31
4-Methyl-2-pentanone (MIBK)	ND		0.52	0.18	ppb v/v			10/04/14 01:23	1.31
<b>Methylene Chloride</b>	<b>0.12</b>	<b>J</b>	0.52	0.094	ppb v/v			10/04/14 01:23	1.31
Styrene	ND		0.52	0.077	ppb v/v			10/04/14 01:23	1.31
1,1,2,2-Tetrachloroethane	ND		0.52	0.090	ppb v/v			10/04/14 01:23	1.31
Tetrachloroethene	ND		0.52	0.067	ppb v/v			10/04/14 01:23	1.31
Toluene	ND		0.52	0.067	ppb v/v			10/04/14 01:23	1.31
1,1,2-Trichloro-1,2,2-trifluoroethane	ND		0.52	0.21	ppb v/v			10/04/14 01:23	1.31
1,2,4-Trichlorobenzene	ND		2.6	0.57	ppb v/v			10/04/14 01:23	1.31
1,1,1-Trichloroethane	ND		0.39	0.085	ppb v/v			10/04/14 01:23	1.31
1,1,2-Trichloroethane	ND		0.52	0.088	ppb v/v			10/04/14 01:23	1.31
Trichloroethene	ND		0.52	0.14	ppb v/v			10/04/14 01:23	1.31
Trichlorofluoromethane	ND		0.52	0.26	ppb v/v			10/04/14 01:23	1.31
1,2,4-Trimethylbenzene	ND		1.0	0.21	ppb v/v			10/04/14 01:23	1.31
1,3,5-Trimethylbenzene	ND		0.52	0.16	ppb v/v			10/04/14 01:23	1.31
Vinyl acetate	ND		1.0	0.19	ppb v/v			10/04/14 01:23	1.31
Vinyl chloride	ND		0.52	0.16	ppb v/v			10/04/14 01:23	1.31
m,p-Xylene	ND		1.0	0.13	ppb v/v			10/04/14 01:23	1.31
o-Xylene	ND		0.52	0.071	ppb v/v			10/04/14 01:23	1.31

Surrogate	%Recovery	Qualifier	Limits	Prepared	Analyzed	Dil Fac
4-Bromofluorobenzene (Surr)	112		70 - 130		10/04/14 01:23	1.31
1,2-Dichloroethane-d4 (Surr)	98		70 - 130		10/04/14 01:23	1.31
Toluene-d8 (Surr)	89		70 - 130		10/04/14 01:23	1.31

**Client Sample ID: 096512-001/MWL-SV02-41.5**

**Lab Sample ID: 320-9478-3**

**Date Collected: 09/11/14 11:31**

**Matrix: Air**

**Date Received: 09/18/14 09:15**

**Sample Container: Summa Canister 6L**

## Method: TO-15 - Volatile Organic Compounds in Ambient Air

Analyte	Result	Qualifier	RL	MDL	Unit	D	Prepared	Analyzed	Dil Fac
<b>Acetone</b>	<b>8.3</b>	<b>J B</b>	11	0.38	ppb v/v			10/04/14 02:19	2.11
<b>Benzene</b>	<b>0.17</b>	<b>J</b>	0.84	0.17	ppb v/v			10/04/14 02:19	2.11
Benzyl chloride	ND		1.7	0.34	ppb v/v			10/04/14 02:19	2.11
Bromodichloromethane	ND		0.63	0.14	ppb v/v			10/04/14 02:19	2.11
Bromoform	ND		0.84	0.15	ppb v/v			10/04/14 02:19	2.11
Bromomethane	ND		1.7	0.71	ppb v/v			10/04/14 02:19	2.11
<b>2-Butanone (MEK)</b>	<b>4.1</b>		1.7	0.42	ppb v/v			10/04/14 02:19	2.11
<b>Carbon disulfide</b>	<b>1.9</b>		1.7	0.16	ppb v/v			10/04/14 02:19	2.11
Carbon tetrachloride	ND		1.7	0.14	ppb v/v			10/04/14 02:19	2.11
Chlorobenzene	ND		0.63	0.14	ppb v/v			10/04/14 02:19	2.11
Chloroethane	ND		1.7	0.65	ppb v/v			10/04/14 02:19	2.11

TestAmerica Sacramento

# Client Sample Results

Client: Sandia National Laboratories  
Project/Site: MWL SVM

TestAmerica Job ID: 320-9478-1

Client Sample ID: 096512-001/MWL-SV02-41.5

Lab Sample ID: 320-9478-3

Date Collected: 09/11/14 11:31

Matrix: Air

Date Received: 09/18/14 09:15

Sample Container: Summa Canister 6L

## Method: TO-15 - Volatile Organic Compounds in Ambient Air (Continued)

Analyte	Result	Qualifier	RL	MDL	Unit	D	Prepared	Analyzed	Dil Fac
Chloroform	3.1		0.63	0.20	ppb v/v			10/04/14 02:19	2.11
Chloromethane	0.52	J	1.7	0.42	ppb v/v			10/04/14 02:19	2.11
Dibromochloromethane	ND		0.84	0.17	ppb v/v			10/04/14 02:19	2.11
1,2-Dibromoethane (EDB)	ND		1.7	0.16	ppb v/v			10/04/14 02:19	2.11
1,2-Dichloro-1,1,2,2-tetrafluoroethane	ND		0.84	0.33	ppb v/v			10/04/14 02:19	2.11
1,2-Dichlorobenzene	ND		0.84	0.27	ppb v/v			10/04/14 02:19	2.11
1,3-Dichlorobenzene	ND		0.84	0.23	ppb v/v			10/04/14 02:19	2.11
1,4-Dichlorobenzene	ND		0.84	0.31	ppb v/v			10/04/14 02:19	2.11
Dichlorodifluoromethane	94		0.84	0.31	ppb v/v			10/04/14 02:19	2.11
1,1-Dichloroethane	2.6		0.63	0.15	ppb v/v			10/04/14 02:19	2.11
1,2-Dichloroethane	ND		1.7	0.19	ppb v/v			10/04/14 02:19	2.11
1,1-Dichloroethene	11		1.7	0.27	ppb v/v			10/04/14 02:19	2.11
cis-1,2-Dichloroethene	0.96		0.84	0.19	ppb v/v			10/04/14 02:19	2.11
trans-1,2-Dichloroethene	ND		0.84	0.21	ppb v/v			10/04/14 02:19	2.11
1,2-Dichloropropane	ND		0.84	0.51	ppb v/v			10/04/14 02:19	2.11
cis-1,3-Dichloropropene	ND		0.84	0.22	ppb v/v			10/04/14 02:19	2.11
trans-1,3-Dichloropropene	ND		0.84	0.19	ppb v/v			10/04/14 02:19	2.11
Ethylbenzene	ND		0.84	0.13	ppb v/v			10/04/14 02:19	2.11
4-Ethyltoluene	ND		0.84	0.39	ppb v/v			10/04/14 02:19	2.11
Hexachlorobutadiene	ND		4.2	0.91	ppb v/v			10/04/14 02:19	2.11
2-Hexanone	0.43	J	0.84	0.18	ppb v/v			10/04/14 02:19	2.11
4-Methyl-2-pentanone (MIBK)	ND		0.84	0.28	ppb v/v			10/04/14 02:19	2.11
Methylene Chloride	0.61	J	0.84	0.15	ppb v/v			10/04/14 02:19	2.11
Styrene	ND		0.84	0.12	ppb v/v			10/04/14 02:19	2.11
1,1,2,2-Tetrachloroethane	ND		0.84	0.15	ppb v/v			10/04/14 02:19	2.11
Tetrachloroethene	86		0.84	0.11	ppb v/v			10/04/14 02:19	2.11
Toluene	ND		0.84	0.11	ppb v/v			10/04/14 02:19	2.11
1,1,2-Trichloro-1,2,2-trifluoroethane	56		0.84	0.34	ppb v/v			10/04/14 02:19	2.11
1,2,4-Trichlorobenzene	ND		4.2	0.91	ppb v/v			10/04/14 02:19	2.11
1,1,1-Trichloroethane	82		0.63	0.14	ppb v/v			10/04/14 02:19	2.11
1,1,2-Trichloroethane	ND		0.84	0.14	ppb v/v			10/04/14 02:19	2.11
Trichloroethene	75		0.84	0.22	ppb v/v			10/04/14 02:19	2.11
1,2,4-Trimethylbenzene	ND		1.7	0.34	ppb v/v			10/04/14 02:19	2.11
1,3,5-Trimethylbenzene	ND		0.84	0.26	ppb v/v			10/04/14 02:19	2.11
Vinyl acetate	ND		1.7	0.31	ppb v/v			10/04/14 02:19	2.11
Vinyl chloride	ND		0.84	0.25	ppb v/v			10/04/14 02:19	2.11
m,p-Xylene	ND		1.7	0.21	ppb v/v			10/04/14 02:19	2.11
o-Xylene	ND		0.84	0.11	ppb v/v			10/04/14 02:19	2.11

Surrogate	%Recovery	Qualifier	Limits	Prepared	Analyzed	Dil Fac
4-Bromofluorobenzene (Surr)	93		70 - 130		10/04/14 02:19	2.11
1,2-Dichloroethane-d4 (Surr)	93		70 - 130		10/04/14 02:19	2.11
Toluene-d8 (Surr)	99		70 - 130		10/04/14 02:19	2.11

## Method: TO-15 - Volatile Organic Compounds in Ambient Air - DL

Analyte	Result	Qualifier	RL	MDL	Unit	D	Prepared	Analyzed	Dil Fac
Trichlorofluoromethane	300		3.4	1.7	ppb v/v			10/05/14 16:48	8.43

TestAmerica Sacramento

# Client Sample Results

Client: Sandia National Laboratories  
Project/Site: MWL SVM

TestAmerica Job ID: 320-9478-1

**Client Sample ID: 096512-001/MWL-SV02-41.5**

**Lab Sample ID: 320-9478-3**

**Date Collected: 09/11/14 11:31**

**Matrix: Air**

**Date Received: 09/18/14 09:15**

**Sample Container: Summa Canister 6L**

Surrogate	%Recovery	Qualifier	Limits	Prepared	Analyzed	Dil Fac
4-Bromofluorobenzene (Surr)	88		70 - 130		10/05/14 16:48	8.43
1,2-Dichloroethane-d4 (Surr)	93		70 - 130		10/05/14 16:48	8.43
Toluene-d8 (Surr)	93		70 - 130		10/05/14 16:48	8.43

**Client Sample ID: 096513-001/MWL-FB2**

**Lab Sample ID: 320-9478-4**

**Date Collected: 09/11/14 11:05**

**Matrix: Air**

**Date Received: 09/18/14 09:15**

**Sample Container: Summa Canister 6L**

## Method: TO-15 - Volatile Organic Compounds in Ambient Air

Analyte	Result	Qualifier	RL	MDL	Unit	D	Prepared	Analyzed	Dil Fac
Acetone	0.75	J B	6.5	0.23	ppb v/v			10/04/14 03:20	1.29
Benzene	0.44	J	0.52	0.10	ppb v/v			10/04/14 03:20	1.29
Benzyl chloride	ND		1.0	0.21	ppb v/v			10/04/14 03:20	1.29
Bromodichloromethane	ND		0.39	0.085	ppb v/v			10/04/14 03:20	1.29
Bromoform	ND		0.52	0.090	ppb v/v			10/04/14 03:20	1.29
Bromomethane	ND		1.0	0.43	ppb v/v			10/04/14 03:20	1.29
2-Butanone (MEK)	ND		1.0	0.26	ppb v/v			10/04/14 03:20	1.29
Carbon disulfide	ND		1.0	0.10	ppb v/v			10/04/14 03:20	1.29
Carbon tetrachloride	ND		1.0	0.083	ppb v/v			10/04/14 03:20	1.29
Chlorobenzene	ND		0.39	0.083	ppb v/v			10/04/14 03:20	1.29
Chloroethane	ND		1.0	0.40	ppb v/v			10/04/14 03:20	1.29
Chloroform	ND		0.39	0.12	ppb v/v			10/04/14 03:20	1.29
Chloromethane	ND		1.0	0.25	ppb v/v			10/04/14 03:20	1.29
Dibromochloromethane	ND		0.52	0.10	ppb v/v			10/04/14 03:20	1.29
1,2-Dibromoethane (EDB)	ND		1.0	0.097	ppb v/v			10/04/14 03:20	1.29
1,2-Dichloro-1,1,2,2-tetrafluoroethane	ND		0.52	0.20	ppb v/v			10/04/14 03:20	1.29
1,2-Dichlorobenzene	ND		0.52	0.17	ppb v/v			10/04/14 03:20	1.29
1,3-Dichlorobenzene	ND		0.52	0.14	ppb v/v			10/04/14 03:20	1.29
1,4-Dichlorobenzene	ND		0.52	0.19	ppb v/v			10/04/14 03:20	1.29
Dichlorodifluoromethane	ND		0.52	0.19	ppb v/v			10/04/14 03:20	1.29
1,1-Dichloroethane	ND		0.39	0.093	ppb v/v			10/04/14 03:20	1.29
1,2-Dichloroethane	ND		1.0	0.11	ppb v/v			10/04/14 03:20	1.29
1,1-Dichloroethene	ND		1.0	0.17	ppb v/v			10/04/14 03:20	1.29
cis-1,2-Dichloroethene	ND		0.52	0.11	ppb v/v			10/04/14 03:20	1.29
trans-1,2-Dichloroethene	ND		0.52	0.13	ppb v/v			10/04/14 03:20	1.29
1,2-Dichloropropane	ND		0.52	0.31	ppb v/v			10/04/14 03:20	1.29
cis-1,3-Dichloropropene	ND		0.52	0.13	ppb v/v			10/04/14 03:20	1.29
trans-1,3-Dichloropropene	ND		0.52	0.11	ppb v/v			10/04/14 03:20	1.29
Ethylbenzene	ND		0.52	0.081	ppb v/v			10/04/14 03:20	1.29
4-Ethyltoluene	ND		0.52	0.24	ppb v/v			10/04/14 03:20	1.29
Hexachlorobutadiene	ND		2.6	0.56	ppb v/v			10/04/14 03:20	1.29
2-Hexanone	ND		0.52	0.11	ppb v/v			10/04/14 03:20	1.29
4-Methyl-2-pentanone (MIBK)	ND		0.52	0.17	ppb v/v			10/04/14 03:20	1.29
Methylene Chloride	ND		0.52	0.093	ppb v/v			10/04/14 03:20	1.29
Styrene	ND		0.52	0.076	ppb v/v			10/04/14 03:20	1.29
1,1,2,2-Tetrachloroethane	ND		0.52	0.089	ppb v/v			10/04/14 03:20	1.29
Tetrachloroethene	ND		0.52	0.066	ppb v/v			10/04/14 03:20	1.29
Toluene	0.10	J	0.52	0.066	ppb v/v			10/04/14 03:20	1.29

TestAmerica Sacramento



# Client Sample Results

Client: Sandia National Laboratories  
Project/Site: MWL SVM

TestAmerica Job ID: 320-9478-1

**Client Sample ID: 096513-001/MWL-FB2**

**Lab Sample ID: 320-9478-4**

**Date Collected: 09/11/14 11:05**

**Matrix: Air**

**Date Received: 09/18/14 09:15**

**Sample Container: Summa Canister 6L**

## Method: TO-15 - Volatile Organic Compounds in Ambient Air (Continued)

Analyte	Result	Qualifier	RL	MDL	Unit	D	Prepared	Analyzed	Dil Fac
1,1,2-Trichloro-1,2,2-trifluoroethane	ND		0.52	0.21	ppb v/v			10/04/14 03:20	1.29
1,2,4-Trichlorobenzene	ND		2.6	0.56	ppb v/v			10/04/14 03:20	1.29
1,1,1-Trichloroethane	ND		0.39	0.084	ppb v/v			10/04/14 03:20	1.29
1,1,2-Trichloroethane	ND		0.52	0.086	ppb v/v			10/04/14 03:20	1.29
Trichloroethene	ND		0.52	0.14	ppb v/v			10/04/14 03:20	1.29
Trichlorofluoromethane	ND		0.52	0.25	ppb v/v			10/04/14 03:20	1.29
1,2,4-Trimethylbenzene	ND		1.0	0.21	ppb v/v			10/04/14 03:20	1.29
1,3,5-Trimethylbenzene	ND		0.52	0.16	ppb v/v			10/04/14 03:20	1.29
Vinyl acetate	ND		1.0	0.19	ppb v/v			10/04/14 03:20	1.29
Vinyl chloride	ND		0.52	0.15	ppb v/v			10/04/14 03:20	1.29
m,p-Xylene	ND		1.0	0.13	ppb v/v			10/04/14 03:20	1.29
o-Xylene	ND		0.52	0.070	ppb v/v			10/04/14 03:20	1.29
Surrogate	%Recovery	Qualifier	Limits				Prepared	Analyzed	Dil Fac
4-Bromofluorobenzene (Surr)	76		70 - 130					10/04/14 03:20	1.29
1,2-Dichloroethane-d4 (Surr)	95		70 - 130					10/04/14 03:20	1.29
Toluene-d8 (Surr)	99		70 - 130					10/04/14 03:20	1.29

**Client Sample ID: 096514-001/MWL-SV03-50**

**Lab Sample ID: 320-9478-5**

**Date Collected: 09/11/14 08:48**

**Matrix: Air**

**Date Received: 09/18/14 09:15**

**Sample Container: Summa Canister 6L**

## Method: TO-15 - Volatile Organic Compounds in Ambient Air

Analyte	Result	Qualifier	RL	MDL	Unit	D	Prepared	Analyzed	Dil Fac
Acetone	7.2	B	6.8	0.24	ppb v/v			10/04/14 04:18	1.35
Benzene	6.0		0.54	0.11	ppb v/v			10/04/14 04:18	1.35
Benzyl chloride	ND		1.1	0.22	ppb v/v			10/04/14 04:18	1.35
Bromodichloromethane	ND		0.41	0.089	ppb v/v			10/04/14 04:18	1.35
Bromoform	ND		0.54	0.095	ppb v/v			10/04/14 04:18	1.35
Bromomethane	ND		1.1	0.45	ppb v/v			10/04/14 04:18	1.35
2-Butanone (MEK)	2.1		1.1	0.27	ppb v/v			10/04/14 04:18	1.35
Carbon disulfide	0.20	J	1.1	0.11	ppb v/v			10/04/14 04:18	1.35
Carbon tetrachloride	0.22	J	1.1	0.086	ppb v/v			10/04/14 04:18	1.35
Chlorobenzene	ND		0.41	0.086	ppb v/v			10/04/14 04:18	1.35
Chloroethane	ND		1.1	0.42	ppb v/v			10/04/14 04:18	1.35
Chloroform	1.8		0.41	0.13	ppb v/v			10/04/14 04:18	1.35
Chloromethane	ND		1.1	0.27	ppb v/v			10/04/14 04:18	1.35
Dibromochloromethane	ND		0.54	0.11	ppb v/v			10/04/14 04:18	1.35
1,2-Dibromoethane (EDB)	ND		1.1	0.10	ppb v/v			10/04/14 04:18	1.35
1,2-Dichloro-1,1,2,2-tetrafluoroethane	ND		0.54	0.21	ppb v/v			10/04/14 04:18	1.35
1,2-Dichlorobenzene	ND		0.54	0.18	ppb v/v			10/04/14 04:18	1.35
1,3-Dichlorobenzene	ND		0.54	0.15	ppb v/v			10/04/14 04:18	1.35
1,4-Dichlorobenzene	ND		0.54	0.20	ppb v/v			10/04/14 04:18	1.35
Dichlorodifluoromethane	22		0.54	0.20	ppb v/v			10/04/14 04:18	1.35
1,1-Dichloroethane	2.4		0.41	0.097	ppb v/v			10/04/14 04:18	1.35
1,2-Dichloroethane	ND		1.1	0.12	ppb v/v			10/04/14 04:18	1.35
1,1-Dichloroethene	8.5		1.1	0.17	ppb v/v			10/04/14 04:18	1.35
cis-1,2-Dichloroethene	1.6		0.54	0.12	ppb v/v			10/04/14 04:18	1.35

TestAmerica Sacramento

# Client Sample Results

Client: Sandia National Laboratories  
Project/Site: MWL SVM

TestAmerica Job ID: 320-9478-1

Client Sample ID: 096514-001/MWL-SV03-50

Lab Sample ID: 320-9478-5

Date Collected: 09/11/14 08:48

Matrix: Air

Date Received: 09/18/14 09:15

Sample Container: Summa Canister 6L

## Method: TO-15 - Volatile Organic Compounds in Ambient Air (Continued)

Analyte	Result	Qualifier	RL	MDL	Unit	D	Prepared	Analyzed	Dil Fac
trans-1,2-Dichloroethene	ND		0.54	0.14	ppb v/v			10/04/14 04:18	1.35
1,2-Dichloropropane	ND		0.54	0.32	ppb v/v			10/04/14 04:18	1.35
cis-1,3-Dichloropropene	ND		0.54	0.14	ppb v/v			10/04/14 04:18	1.35
trans-1,3-Dichloropropene	ND		0.54	0.12	ppb v/v			10/04/14 04:18	1.35
Ethylbenzene	ND		0.54	0.085	ppb v/v			10/04/14 04:18	1.35
4-Ethyltoluene	ND		0.54	0.25	ppb v/v			10/04/14 04:18	1.35
Hexachlorobutadiene	ND		2.7	0.58	ppb v/v			10/04/14 04:18	1.35
<b>2-Hexanone</b>	<b>0.19</b>	<b>J</b>	0.54	0.12	ppb v/v			10/04/14 04:18	1.35
4-Methyl-2-pentanone (MIBK)	ND		0.54	0.18	ppb v/v			10/04/14 04:18	1.35
<b>Methylene Chloride</b>	<b>0.46</b>	<b>J</b>	0.54	0.097	ppb v/v			10/04/14 04:18	1.35
Styrene	ND		0.54	0.080	ppb v/v			10/04/14 04:18	1.35
1,1,2,2-Tetrachloroethane	ND		0.54	0.093	ppb v/v			10/04/14 04:18	1.35
<b>Toluene</b>	<b>2.8</b>		0.54	0.069	ppb v/v			10/04/14 04:18	1.35
<b>1,1,2-Trichloro-1,2,2-trifluoroethane</b>	<b>49</b>		0.54	0.22	ppb v/v			10/04/14 04:18	1.35
1,2,4-Trichlorobenzene	ND		2.7	0.58	ppb v/v			10/04/14 04:18	1.35
<b>1,1,1-Trichloroethane</b>	<b>6.1</b>		0.41	0.088	ppb v/v			10/04/14 04:18	1.35
1,1,2-Trichloroethane	ND		0.54	0.090	ppb v/v			10/04/14 04:18	1.35
<b>Trichlorofluoromethane</b>	<b>22</b>		0.54	0.26	ppb v/v			10/04/14 04:18	1.35
1,2,4-Trimethylbenzene	ND		1.1	0.22	ppb v/v			10/04/14 04:18	1.35
1,3,5-Trimethylbenzene	ND		0.54	0.17	ppb v/v			10/04/14 04:18	1.35
Vinyl acetate	ND		1.1	0.20	ppb v/v			10/04/14 04:18	1.35
Vinyl chloride	ND		0.54	0.16	ppb v/v			10/04/14 04:18	1.35
m,p-Xylene	ND		1.1	0.14	ppb v/v			10/04/14 04:18	1.35
o-Xylene	ND		0.54	0.073	ppb v/v			10/04/14 04:18	1.35
Surrogate	%Recovery	Qualifier	Limits				Prepared	Analyzed	Dil Fac
4-Bromofluorobenzene (Surr)	95		70 - 130					10/04/14 04:18	1.35
1,2-Dichloroethane-d4 (Surr)	94		70 - 130					10/04/14 04:18	1.35
Toluene-d8 (Surr)	100		70 - 130					10/04/14 04:18	1.35

## Method: TO-15 - Volatile Organic Compounds in Ambient Air - DL

Analyte	Result	Qualifier	RL	MDL	Unit	D	Prepared	Analyzed	Dil Fac
<b>Tetrachloroethene</b>	<b>140</b>		1.2	0.15	ppb v/v			10/05/14 17:45	2.97
<b>Trichloroethene</b>	<b>100</b>		1.2	0.31	ppb v/v			10/05/14 17:45	2.97
Surrogate	%Recovery	Qualifier	Limits				Prepared	Analyzed	Dil Fac
4-Bromofluorobenzene (Surr)	97		70 - 130					10/05/14 17:45	2.97
1,2-Dichloroethane-d4 (Surr)	93		70 - 130					10/05/14 17:45	2.97
Toluene-d8 (Surr)	98		70 - 130					10/05/14 17:45	2.97

Client Sample ID: 096515-001/MWL-SV03-100

Lab Sample ID: 320-9478-6

Date Collected: 09/11/14 08:54

Matrix: Air

Date Received: 09/18/14 09:15

Sample Container: Summa Canister 6L

## Method: TO-15 - Volatile Organic Compounds in Ambient Air

Analyte	Result	Qualifier	RL	MDL	Unit	D	Prepared	Analyzed	Dil Fac
<b>Acetone</b>	<b>11</b>	<b>B</b>	11	0.38	ppb v/v			10/05/14 18:44	2.13
<b>Benzene</b>	<b>0.81</b>	<b>J</b>	0.85	0.17	ppb v/v			10/05/14 18:44	2.13

TestAmerica Sacramento

# Client Sample Results

Client: Sandia National Laboratories  
Project/Site: MWL SVM

TestAmerica Job ID: 320-9478-1

Client Sample ID: 096515-001/MWL-SV03-100

Lab Sample ID: 320-9478-6

Date Collected: 09/11/14 08:54

Matrix: Air

Date Received: 09/18/14 09:15

Sample Container: Summa Canister 6L

## Method: TO-15 - Volatile Organic Compounds in Ambient Air (Continued)

Analyte	Result	Qualifier	RL	MDL	Unit	D	Prepared	Analyzed	Dil Fac
Benzyl chloride	ND		1.7	0.35	ppb v/v			10/05/14 18:44	2.13
Bromodichloromethane	ND		0.64	0.14	ppb v/v			10/05/14 18:44	2.13
Bromoform	ND		0.85	0.15	ppb v/v			10/05/14 18:44	2.13
Bromomethane	ND		1.7	0.71	ppb v/v			10/05/14 18:44	2.13
<b>2-Butanone (MEK)</b>	<b>2.1</b>		1.7	0.42	ppb v/v			10/05/14 18:44	2.13
<b>Carbon disulfide</b>	<b>0.86</b>	<b>J</b>	1.7	0.17	ppb v/v			10/05/14 18:44	2.13
<b>Carbon tetrachloride</b>	<b>0.37</b>	<b>J</b>	1.7	0.14	ppb v/v			10/05/14 18:44	2.13
Chlorobenzene	ND		0.64	0.14	ppb v/v			10/05/14 18:44	2.13
Chloroethane	ND		1.7	0.66	ppb v/v			10/05/14 18:44	2.13
<b>Chloroform</b>	<b>2.3</b>		0.64	0.20	ppb v/v			10/05/14 18:44	2.13
<b>Chloromethane</b>	<b>0.52</b>	<b>J</b>	1.7	0.42	ppb v/v			10/05/14 18:44	2.13
Dibromochloromethane	ND		0.85	0.17	ppb v/v			10/05/14 18:44	2.13
1,2-Dibromoethane (EDB)	ND		1.7	0.16	ppb v/v			10/05/14 18:44	2.13
1,2-Dichloro-1,1,2,2-tetrafluoroethane	ND		0.85	0.33	ppb v/v			10/05/14 18:44	2.13
1,2-Dichlorobenzene	ND		0.85	0.28	ppb v/v			10/05/14 18:44	2.13
1,3-Dichlorobenzene	ND		0.85	0.23	ppb v/v			10/05/14 18:44	2.13
1,4-Dichlorobenzene	ND		0.85	0.32	ppb v/v			10/05/14 18:44	2.13
<b>Dichlorodifluoromethane</b>	<b>40</b>		0.85	0.31	ppb v/v			10/05/14 18:44	2.13
<b>1,1-Dichloroethane</b>	<b>5.1</b>		0.64	0.15	ppb v/v			10/05/14 18:44	2.13
1,2-Dichloroethane	ND		1.7	0.19	ppb v/v			10/05/14 18:44	2.13
<b>1,1-Dichloroethene</b>	<b>19</b>		1.7	0.27	ppb v/v			10/05/14 18:44	2.13
<b>cis-1,2-Dichloroethene</b>	<b>3.4</b>		0.85	0.19	ppb v/v			10/05/14 18:44	2.13
trans-1,2-Dichloroethene	ND		0.85	0.21	ppb v/v			10/05/14 18:44	2.13
1,2-Dichloropropane	ND		0.85	0.51	ppb v/v			10/05/14 18:44	2.13
cis-1,3-Dichloropropene	ND		0.85	0.22	ppb v/v			10/05/14 18:44	2.13
trans-1,3-Dichloropropene	ND		0.85	0.19	ppb v/v			10/05/14 18:44	2.13
Ethylbenzene	ND		0.85	0.13	ppb v/v			10/05/14 18:44	2.13
4-Ethyltoluene	ND		0.85	0.40	ppb v/v			10/05/14 18:44	2.13
Hexachlorobutadiene	ND		4.3	0.92	ppb v/v			10/05/14 18:44	2.13
2-Hexanone	ND		0.85	0.19	ppb v/v			10/05/14 18:44	2.13
4-Methyl-2-pentanone (MIBK)	ND		0.85	0.29	ppb v/v			10/05/14 18:44	2.13
<b>Methylene Chloride</b>	<b>1.9</b>		0.85	0.15	ppb v/v			10/05/14 18:44	2.13
Styrene	ND		0.85	0.13	ppb v/v			10/05/14 18:44	2.13
1,1,2,2-Tetrachloroethane	ND		0.85	0.15	ppb v/v			10/05/14 18:44	2.13
<b>Toluene</b>	<b>3.0</b>		0.85	0.11	ppb v/v			10/05/14 18:44	2.13
<b>1,1,2-Trichloro-1,2,2-trifluoroethane</b>	<b>100</b>		0.85	0.35	ppb v/v			10/05/14 18:44	2.13
1,2,4-Trichlorobenzene	ND		4.3	0.92	ppb v/v			10/05/14 18:44	2.13
<b>1,1,1-Trichloroethane</b>	<b>6.6</b>		0.64	0.14	ppb v/v			10/05/14 18:44	2.13
1,1,2-Trichloroethane	ND		0.85	0.14	ppb v/v			10/05/14 18:44	2.13
<b>Trichlorofluoromethane</b>	<b>30</b>		0.85	0.42	ppb v/v			10/05/14 18:44	2.13
1,2,4-Trimethylbenzene	ND		1.7	0.35	ppb v/v			10/05/14 18:44	2.13
1,3,5-Trimethylbenzene	ND		0.85	0.27	ppb v/v			10/05/14 18:44	2.13
Vinyl acetate	ND		1.7	0.31	ppb v/v			10/05/14 18:44	2.13
Vinyl chloride	ND		0.85	0.26	ppb v/v			10/05/14 18:44	2.13
<b>m,p-Xylene</b>	<b>0.22</b>	<b>J</b>	1.7	0.21	ppb v/v			10/05/14 18:44	2.13
o-Xylene	ND		0.85	0.12	ppb v/v			10/05/14 18:44	2.13

TestAmerica Sacramento

# Client Sample Results

Client: Sandia National Laboratories  
Project/Site: MWL SVM

TestAmerica Job ID: 320-9478-1

**Client Sample ID: 096515-001/MWL-SV03-100**

**Lab Sample ID: 320-9478-6**

**Date Collected: 09/11/14 08:54**

**Matrix: Air**

**Date Received: 09/18/14 09:15**

**Sample Container: Summa Canister 6L**

Surrogate	%Recovery	Qualifier	Limits	Prepared	Analyzed	Dil Fac
4-Bromofluorobenzene (Surr)	92		70 - 130		10/05/14 18:44	2.13
1,2-Dichloroethane-d4 (Surr)	94		70 - 130		10/05/14 18:44	2.13
Toluene-d8 (Surr)	99		70 - 130		10/05/14 18:44	2.13

## Method: TO-15 - Volatile Organic Compounds in Ambient Air - DL

Analyte	Result	Qualifier	RL	MDL	Unit	D	Prepared	Analyzed	Dil Fac
Tetrachloroethene	210		1.7	0.22	ppb v/v	—		10/06/14 03:43	4.25
Trichloroethene	190		1.7	0.45	ppb v/v			10/06/14 03:43	4.25

Surrogate	%Recovery	Qualifier	Limits	Prepared	Analyzed	Dil Fac
4-Bromofluorobenzene (Surr)	89		70 - 130		10/06/14 03:43	4.25
1,2-Dichloroethane-d4 (Surr)	93		70 - 130		10/06/14 03:43	4.25
Toluene-d8 (Surr)	98		70 - 130		10/06/14 03:43	4.25

**Client Sample ID: 096516-001/MWL-SV03-200**

**Lab Sample ID: 320-9478-7**

**Date Collected: 09/11/14 08:59**

**Matrix: Air**

**Date Received: 09/18/14 09:15**

**Sample Container: Summa Canister 6L**

## Method: TO-15 - Volatile Organic Compounds in Ambient Air

Analyte	Result	Qualifier	RL	MDL	Unit	D	Prepared	Analyzed	Dil Fac
Acetone	4.7	J B	15	0.53	ppb v/v	—		10/05/14 19:42	2.96
Benzene	0.68	J	1.2	0.23	ppb v/v			10/05/14 19:42	2.96
Benzyl chloride	ND		2.4	0.48	ppb v/v			10/05/14 19:42	2.96
Bromodichloromethane	ND		0.89	0.20	ppb v/v			10/05/14 19:42	2.96
Bromoform	ND		1.2	0.21	ppb v/v			10/05/14 19:42	2.96
Bromomethane	ND		2.4	0.99	ppb v/v			10/05/14 19:42	2.96
2-Butanone (MEK)	1.3	J	2.4	0.59	ppb v/v			10/05/14 19:42	2.96
Carbon disulfide	0.61	J	2.4	0.23	ppb v/v			10/05/14 19:42	2.96
Carbon tetrachloride	0.56	J	2.4	0.19	ppb v/v			10/05/14 19:42	2.96
Chlorobenzene	ND		0.89	0.19	ppb v/v			10/05/14 19:42	2.96
Chloroethane	ND		2.4	0.91	ppb v/v			10/05/14 19:42	2.96
Chloroform	2.0		0.89	0.28	ppb v/v			10/05/14 19:42	2.96
Chloromethane	ND		2.4	0.58	ppb v/v			10/05/14 19:42	2.96
Dibromochloromethane	ND		1.2	0.23	ppb v/v			10/05/14 19:42	2.96
1,2-Dibromoethane (EDB)	ND		2.4	0.22	ppb v/v			10/05/14 19:42	2.96
1,2-Dichloro-1,1,2,2-tetrafluoroethane	ND		1.2	0.46	ppb v/v			10/05/14 19:42	2.96
1,2-Dichlorobenzene	ND		1.2	0.38	ppb v/v			10/05/14 19:42	2.96
1,3-Dichlorobenzene	ND		1.2	0.33	ppb v/v			10/05/14 19:42	2.96
1,4-Dichlorobenzene	ND		1.2	0.44	ppb v/v			10/05/14 19:42	2.96
Dichlorodifluoromethane	57		1.2	0.43	ppb v/v			10/05/14 19:42	2.96
1,1-Dichloroethane	7.6		0.89	0.21	ppb v/v			10/05/14 19:42	2.96
1,2-Dichloroethane	ND		2.4	0.26	ppb v/v			10/05/14 19:42	2.96
1,1-Dichloroethene	34		2.4	0.38	ppb v/v			10/05/14 19:42	2.96
cis-1,2-Dichloroethene	5.0		1.2	0.26	ppb v/v			10/05/14 19:42	2.96
trans-1,2-Dichloroethene	ND		1.2	0.30	ppb v/v			10/05/14 19:42	2.96
1,2-Dichloropropane	ND		1.2	0.71	ppb v/v			10/05/14 19:42	2.96
cis-1,3-Dichloropropene	ND		1.2	0.31	ppb v/v			10/05/14 19:42	2.96
trans-1,3-Dichloropropene	ND		1.2	0.26	ppb v/v			10/05/14 19:42	2.96
Ethylbenzene	ND		1.2	0.19	ppb v/v			10/05/14 19:42	2.96

TestAmerica Sacramento

# Client Sample Results

Client: Sandia National Laboratories  
Project/Site: MWL SVM

TestAmerica Job ID: 320-9478-1

Client Sample ID: 096516-001/MWL-SV03-200

Lab Sample ID: 320-9478-7

Date Collected: 09/11/14 08:59

Matrix: Air

Date Received: 09/18/14 09:15

Sample Container: Summa Canister 6L

## Method: TO-15 - Volatile Organic Compounds in Ambient Air (Continued)

Analyte	Result	Qualifier	RL	MDL	Unit	D	Prepared	Analyzed	Dil Fac
4-Ethyltoluene	ND		1.2	0.55	ppb v/v			10/05/14 19:42	2.96
Hexachlorobutadiene	ND		5.9	1.3	ppb v/v			10/05/14 19:42	2.96
2-Hexanone	ND		1.2	0.26	ppb v/v			10/05/14 19:42	2.96
4-Methyl-2-pentanone (MIBK)	ND		1.2	0.40	ppb v/v			10/05/14 19:42	2.96
Methylene Chloride	3.2		1.2	0.21	ppb v/v			10/05/14 19:42	2.96
Styrene	ND		1.2	0.17	ppb v/v			10/05/14 19:42	2.96
1,1,2,2-Tetrachloroethane	ND		1.2	0.20	ppb v/v			10/05/14 19:42	2.96
Toluene	3.6		1.2	0.15	ppb v/v			10/05/14 19:42	2.96
1,2,4-Trichlorobenzene	ND		5.9	1.3	ppb v/v			10/05/14 19:42	2.96
1,1,1-Trichloroethane	2.4		0.89	0.19	ppb v/v			10/05/14 19:42	2.96
1,1,2-Trichloroethane	ND		1.2	0.20	ppb v/v			10/05/14 19:42	2.96
Trichlorofluoromethane	26		1.2	0.58	ppb v/v			10/05/14 19:42	2.96
1,2,4-Trimethylbenzene	ND		2.4	0.48	ppb v/v			10/05/14 19:42	2.96
1,3,5-Trimethylbenzene	ND		1.2	0.37	ppb v/v			10/05/14 19:42	2.96
Vinyl acetate	ND		2.4	0.43	ppb v/v			10/05/14 19:42	2.96
Vinyl chloride	ND		1.2	0.36	ppb v/v			10/05/14 19:42	2.96
m,p-Xylene	ND		2.4	0.30	ppb v/v			10/05/14 19:42	2.96
o-Xylene	ND		1.2	0.16	ppb v/v			10/05/14 19:42	2.96

Surrogate	%Recovery	Qualifier	Limits	Prepared	Analyzed	Dil Fac
4-Bromofluorobenzene (Surr)	96		70 - 130		10/05/14 19:42	2.96
1,2-Dichloroethane-d4 (Surr)	94		70 - 130		10/05/14 19:42	2.96
Toluene-d8 (Surr)	99		70 - 130		10/05/14 19:42	2.96

## Method: TO-15 - Volatile Organic Compounds in Ambient Air - DL

Analyte	Result	Qualifier	RL	MDL	Unit	D	Prepared	Analyzed	Dil Fac
Tetrachloroethene	300		2.4	0.30	ppb v/v			10/06/14 04:41	5.91
1,1,2-Trichloro-1,2,2-trifluoroethane	180		2.4	0.96	ppb v/v			10/06/14 04:41	5.91
Trichloroethene	300		2.4	0.62	ppb v/v			10/06/14 04:41	5.91

Surrogate	%Recovery	Qualifier	Limits	Prepared	Analyzed	Dil Fac
4-Bromofluorobenzene (Surr)	94		70 - 130		10/06/14 04:41	5.91
1,2-Dichloroethane-d4 (Surr)	94		70 - 130		10/06/14 04:41	5.91
Toluene-d8 (Surr)	98		70 - 130		10/06/14 04:41	5.91

Client Sample ID: 096517-001/MWL-SV03-300

Lab Sample ID: 320-9478-8

Date Collected: 09/11/14 09:04

Matrix: Air

Date Received: 09/18/14 09:15

Sample Container: Summa Canister 6L

## Method: TO-15 - Volatile Organic Compounds in Ambient Air

Analyte	Result	Qualifier	RL	MDL	Unit	D	Prepared	Analyzed	Dil Fac
Acetone	14	J B	25	0.90	ppb v/v			10/05/14 20:38	5.05
Benzene	1.2	J	2.0	0.40	ppb v/v			10/05/14 20:38	5.05
Benzyl chloride	ND		4.0	0.82	ppb v/v			10/05/14 20:38	5.05
Bromodichloromethane	ND		1.5	0.33	ppb v/v			10/05/14 20:38	5.05
Bromoform	ND		2.0	0.35	ppb v/v			10/05/14 20:38	5.05
Bromomethane	ND		4.0	1.7	ppb v/v			10/05/14 20:38	5.05
2-Butanone (MEK)	3.5	J	4.0	1.0	ppb v/v			10/05/14 20:38	5.05

TestAmerica Sacramento

# Client Sample Results

Client: Sandia National Laboratories  
Project/Site: MWL SVM

TestAmerica Job ID: 320-9478-1

Client Sample ID: 096517-001/MWL-SV03-300

Lab Sample ID: 320-9478-8

Date Collected: 09/11/14 09:04

Matrix: Air

Date Received: 09/18/14 09:15

Sample Container: Summa Canister 6L

## Method: TO-15 - Volatile Organic Compounds in Ambient Air (Continued)

Analyte	Result	Qualifier	RL	MDL	Unit	D	Prepared	Analyzed	Dil Fac
<b>Carbon disulfide</b>	<b>23</b>		4.0	0.39	ppb v/v			10/05/14 20:38	5.05
Carbon tetrachloride	ND		4.0	0.32	ppb v/v			10/05/14 20:38	5.05
Chlorobenzene	ND		1.5	0.32	ppb v/v			10/05/14 20:38	5.05
Chloroethane	ND		4.0	1.6	ppb v/v			10/05/14 20:38	5.05
<b>Chloroform</b>	<b>0.81</b>	<b>J</b>	1.5	0.48	ppb v/v			10/05/14 20:38	5.05
Chloromethane	ND		4.0	0.99	ppb v/v			10/05/14 20:38	5.05
Dibromochloromethane	ND		2.0	0.40	ppb v/v			10/05/14 20:38	5.05
1,2-Dibromoethane (EDB)	ND		4.0	0.38	ppb v/v			10/05/14 20:38	5.05
1,2-Dichloro-1,1,2,2-tetrafluoroethane	ND		2.0	0.78	ppb v/v			10/05/14 20:38	5.05
1,2-Dichlorobenzene	ND		2.0	0.66	ppb v/v			10/05/14 20:38	5.05
1,3-Dichlorobenzene	ND		2.0	0.56	ppb v/v			10/05/14 20:38	5.05
1,4-Dichlorobenzene	ND		2.0	0.75	ppb v/v			10/05/14 20:38	5.05
<b>Dichlorodifluoromethane</b>	<b>27</b>		2.0	0.73	ppb v/v			10/05/14 20:38	5.05
<b>1,1-Dichloroethane</b>	<b>2.0</b>		1.5	0.36	ppb v/v			10/05/14 20:38	5.05
1,2-Dichloroethane	ND		4.0	0.44	ppb v/v			10/05/14 20:38	5.05
<b>1,1-Dichloroethene</b>	<b>15</b>		4.0	0.65	ppb v/v			10/05/14 20:38	5.05
<b>cis-1,2-Dichloroethene</b>	<b>2.0</b>		2.0	0.45	ppb v/v			10/05/14 20:38	5.05
trans-1,2-Dichloroethene	ND		2.0	0.51	ppb v/v			10/05/14 20:38	5.05
1,2-Dichloropropane	ND		2.0	1.2	ppb v/v			10/05/14 20:38	5.05
cis-1,3-Dichloropropene	ND		2.0	0.53	ppb v/v			10/05/14 20:38	5.05
trans-1,3-Dichloropropene	ND		2.0	0.44	ppb v/v			10/05/14 20:38	5.05
Ethylbenzene	ND		2.0	0.32	ppb v/v			10/05/14 20:38	5.05
4-Ethyltoluene	ND		2.0	0.94	ppb v/v			10/05/14 20:38	5.05
Hexachlorobutadiene	ND		10	2.2	ppb v/v			10/05/14 20:38	5.05
2-Hexanone	ND		2.0	0.44	ppb v/v			10/05/14 20:38	5.05
4-Methyl-2-pentanone (MIBK)	ND		2.0	0.68	ppb v/v			10/05/14 20:38	5.05
<b>Methylene Chloride</b>	<b>1.1</b>	<b>J</b>	2.0	0.36	ppb v/v			10/05/14 20:38	5.05
Styrene	ND		2.0	0.30	ppb v/v			10/05/14 20:38	5.05
1,1,2,2-Tetrachloroethane	ND		2.0	0.35	ppb v/v			10/05/14 20:38	5.05
<b>Tetrachloroethene</b>	<b>290</b>		2.0	0.26	ppb v/v			10/05/14 20:38	5.05
<b>Toluene</b>	<b>6.0</b>		2.0	0.26	ppb v/v			10/05/14 20:38	5.05
<b>1,1,2-Trichloro-1,2,2-trifluoroethane</b>	<b>79</b>		2.0	0.82	ppb v/v			10/05/14 20:38	5.05
1,2,4-Trichlorobenzene	ND		10	2.2	ppb v/v			10/05/14 20:38	5.05
<b>1,1,1-Trichloroethane</b>	<b>0.66</b>	<b>J</b>	1.5	0.33	ppb v/v			10/05/14 20:38	5.05
1,1,2-Trichloroethane	ND		2.0	0.34	ppb v/v			10/05/14 20:38	5.05
<b>Trichloroethene</b>	<b>190</b>		2.0	0.53	ppb v/v			10/05/14 20:38	5.05
<b>Trichlorofluoromethane</b>	<b>9.1</b>		2.0	0.99	ppb v/v			10/05/14 20:38	5.05
1,2,4-Trimethylbenzene	ND		4.0	0.82	ppb v/v			10/05/14 20:38	5.05
1,3,5-Trimethylbenzene	ND		2.0	0.63	ppb v/v			10/05/14 20:38	5.05
Vinyl acetate	ND		4.0	0.73	ppb v/v			10/05/14 20:38	5.05
Vinyl chloride	ND		2.0	0.61	ppb v/v			10/05/14 20:38	5.05
m,p-Xylene	ND		4.0	0.51	ppb v/v			10/05/14 20:38	5.05
o-Xylene	ND		2.0	0.27	ppb v/v			10/05/14 20:38	5.05
Surrogate	%Recovery	Qualifier	Limits				Prepared	Analyzed	Dil Fac
4-Bromofluorobenzene (Surr)	97		70 - 130					10/05/14 20:38	5.05
1,2-Dichloroethane-d4 (Surr)	94		70 - 130					10/05/14 20:38	5.05
Toluene-d8 (Surr)	99		70 - 130					10/05/14 20:38	5.05

TestAmerica Sacramento

# Client Sample Results

Client: Sandia National Laboratories  
Project/Site: MWL SVM

TestAmerica Job ID: 320-9478-1

Client Sample ID: 096518-001/MWL-SV03-400

Lab Sample ID: 320-9478-9

Date Collected: 09/11/14 09:13

Matrix: Air

Date Received: 09/18/14 09:15

Sample Container: Summa Canister 6L

## Method: TO-15 - Volatile Organic Compounds in Ambient Air

Analyte	Result	Qualifier	RL	MDL	Unit	D	Prepared	Analyzed	Dil Fac
Acetone	13	J B	25	0.90	ppb v/v			10/05/14 21:30	5.04
Benzene	1.5	J	2.0	0.40	ppb v/v			10/05/14 21:30	5.04
Benzyl chloride	ND		4.0	0.82	ppb v/v			10/05/14 21:30	5.04
Bromodichloromethane	ND		1.5	0.33	ppb v/v			10/05/14 21:30	5.04
Bromoform	ND		2.0	0.35	ppb v/v			10/05/14 21:30	5.04
Bromomethane	ND		4.0	1.7	ppb v/v			10/05/14 21:30	5.04
2-Butanone (MEK)	4.4		4.0	1.0	ppb v/v			10/05/14 21:30	5.04
Carbon disulfide	26		4.0	0.39	ppb v/v			10/05/14 21:30	5.04
Carbon tetrachloride	0.33	J	4.0	0.32	ppb v/v			10/05/14 21:30	5.04
Chlorobenzene	ND		1.5	0.32	ppb v/v			10/05/14 21:30	5.04
Chloroethane	ND		4.0	1.6	ppb v/v			10/05/14 21:30	5.04
Chloroform	1.2	J	1.5	0.48	ppb v/v			10/05/14 21:30	5.04
Chloromethane	1.9	J	4.0	0.99	ppb v/v			10/05/14 21:30	5.04
Dibromochloromethane	ND		2.0	0.40	ppb v/v			10/05/14 21:30	5.04
1,2-Dibromoethane (EDB)	ND		4.0	0.38	ppb v/v			10/05/14 21:30	5.04
1,2-Dichloro-1,1,2,2-tetrafluoroethane	ND		2.0	0.78	ppb v/v			10/05/14 21:30	5.04
1,2-Dichlorobenzene	ND		2.0	0.66	ppb v/v			10/05/14 21:30	5.04
1,3-Dichlorobenzene	ND		2.0	0.55	ppb v/v			10/05/14 21:30	5.04
1,4-Dichlorobenzene	ND		2.0	0.75	ppb v/v			10/05/14 21:30	5.04
Dichlorodifluoromethane	26		2.0	0.73	ppb v/v			10/05/14 21:30	5.04
1,1-Dichloroethane	2.9		1.5	0.36	ppb v/v			10/05/14 21:30	5.04
1,2-Dichloroethane	ND		4.0	0.44	ppb v/v			10/05/14 21:30	5.04
1,1-Dichloroethene	19		4.0	0.65	ppb v/v			10/05/14 21:30	5.04
cis-1,2-Dichloroethene	2.8		2.0	0.45	ppb v/v			10/05/14 21:30	5.04
trans-1,2-Dichloroethene	ND		2.0	0.50	ppb v/v			10/05/14 21:30	5.04
1,2-Dichloropropane	ND		2.0	1.2	ppb v/v			10/05/14 21:30	5.04
cis-1,3-Dichloropropene	ND		2.0	0.52	ppb v/v			10/05/14 21:30	5.04
trans-1,3-Dichloropropene	ND		2.0	0.44	ppb v/v			10/05/14 21:30	5.04
Ethylbenzene	ND		2.0	0.32	ppb v/v			10/05/14 21:30	5.04
4-Ethyltoluene	ND		2.0	0.94	ppb v/v			10/05/14 21:30	5.04
Hexachlorobutadiene	ND		10	2.2	ppb v/v			10/05/14 21:30	5.04
2-Hexanone	ND		2.0	0.44	ppb v/v			10/05/14 21:30	5.04
4-Methyl-2-pentanone (MIBK)	ND		2.0	0.68	ppb v/v			10/05/14 21:30	5.04
Methylene Chloride	ND		2.0	0.36	ppb v/v			10/05/14 21:30	5.04
Styrene	ND		2.0	0.30	ppb v/v			10/05/14 21:30	5.04
1,1,2,2-Tetrachloroethane	ND		2.0	0.35	ppb v/v			10/05/14 21:30	5.04
Toluene	22		2.0	0.26	ppb v/v			10/05/14 21:30	5.04
1,1,2-Trichloro-1,2,2-trifluoroethane	75		2.0	0.82	ppb v/v			10/05/14 21:30	5.04
1,2,4-Trichlorobenzene	ND		10	2.2	ppb v/v			10/05/14 21:30	5.04
1,1,1-Trichloroethane	1.3	J	1.5	0.33	ppb v/v			10/05/14 21:30	5.04
1,1,2-Trichloroethane	ND		2.0	0.34	ppb v/v			10/05/14 21:30	5.04
Trichloroethene	290		2.0	0.53	ppb v/v			10/05/14 21:30	5.04
Trichlorofluoromethane	9.6		2.0	0.99	ppb v/v			10/05/14 21:30	5.04
1,2,4-Trimethylbenzene	ND		4.0	0.82	ppb v/v			10/05/14 21:30	5.04
1,3,5-Trimethylbenzene	ND		2.0	0.63	ppb v/v			10/05/14 21:30	5.04
Vinyl acetate	ND		4.0	0.73	ppb v/v			10/05/14 21:30	5.04
Vinyl chloride	ND		2.0	0.60	ppb v/v			10/05/14 21:30	5.04
m,p-Xylene	ND		4.0	0.50	ppb v/v			10/05/14 21:30	5.04

TestAmerica Sacramento



# Client Sample Results

Client: Sandia National Laboratories  
Project/Site: MWL SVM

TestAmerica Job ID: 320-9478-1

**Client Sample ID: 096518-001/MWL-SV03-400**

**Lab Sample ID: 320-9478-9**

**Date Collected: 09/11/14 09:13**

**Matrix: Air**

**Date Received: 09/18/14 09:15**

**Sample Container: Summa Canister 6L**

## Method: TO-15 - Volatile Organic Compounds in Ambient Air (Continued)

Analyte	Result	Qualifier	RL	MDL	Unit	D	Prepared	Analyzed	Dil Fac
<b>o-Xylene</b>	<b>0.27</b>	<b>J</b>	2.0	0.27	ppb v/v			10/05/14 21:30	5.04
<b>Surrogate</b>	<b>%Recovery</b>	<b>Qualifier</b>	<b>Limits</b>				<b>Prepared</b>	<b>Analyzed</b>	<b>Dil Fac</b>
4-Bromofluorobenzene (Surr)	104		70 - 130					10/05/14 21:30	5.04
1,2-Dichloroethane-d4 (Surr)	93		70 - 130					10/05/14 21:30	5.04
Toluene-d8 (Surr)	95		70 - 130					10/05/14 21:30	5.04

## Method: TO-15 - Volatile Organic Compounds in Ambient Air - DL

Analyte	Result	Qualifier	RL	MDL	Unit	D	Prepared	Analyzed	Dil Fac
<b>Tetrachloroethene</b>	<b>390</b>		4.0	0.51	ppb v/v			10/06/14 05:37	10
<b>Surrogate</b>	<b>%Recovery</b>	<b>Qualifier</b>	<b>Limits</b>				<b>Prepared</b>	<b>Analyzed</b>	<b>Dil Fac</b>
4-Bromofluorobenzene (Surr)	96		70 - 130					10/06/14 05:37	10
1,2-Dichloroethane-d4 (Surr)	93		70 - 130					10/06/14 05:37	10
Toluene-d8 (Surr)	97		70 - 130					10/06/14 05:37	10

**Client Sample ID: 096519-001/MWL-FB3**

**Lab Sample ID: 320-9478-10**

**Date Collected: 09/11/14 09:41**

**Matrix: Air**

**Date Received: 09/18/14 09:15**

**Sample Container: Summa Canister 6L**

## Method: TO-15 - Volatile Organic Compounds in Ambient Air

Analyte	Result	Qualifier	RL	MDL	Unit	D	Prepared	Analyzed	Dil Fac
<b>Acetone</b>	<b>1.1</b>	<b>J B</b>	6.6	0.23	ppb v/v			10/06/14 17:30	1.31
<b>Benzene</b>	<b>0.45</b>	<b>J</b>	0.52	0.10	ppb v/v			10/06/14 17:30	1.31
Benzyl chloride	ND		1.0	0.21	ppb v/v			10/06/14 17:30	1.31
Bromodichloromethane	ND		0.39	0.086	ppb v/v			10/06/14 17:30	1.31
Bromoform	ND		0.52	0.092	ppb v/v			10/06/14 17:30	1.31
Bromomethane	ND		1.0	0.44	ppb v/v			10/06/14 17:30	1.31
2-Butanone (MEK)	ND		1.0	0.26	ppb v/v			10/06/14 17:30	1.31
<b>Carbon disulfide</b>	<b>0.22</b>	<b>J</b>	1.0	0.10	ppb v/v			10/06/14 17:30	1.31
Carbon tetrachloride	ND		1.0	0.084	ppb v/v			10/06/14 17:30	1.31
Chlorobenzene	ND		0.39	0.084	ppb v/v			10/06/14 17:30	1.31
Chloroethane	ND		1.0	0.40	ppb v/v			10/06/14 17:30	1.31
Chloroform	ND		0.39	0.12	ppb v/v			10/06/14 17:30	1.31
Chloromethane	ND		1.0	0.26	ppb v/v			10/06/14 17:30	1.31
Dibromochloromethane	ND		0.52	0.10	ppb v/v			10/06/14 17:30	1.31
1,2-Dibromoethane (EDB)	ND		1.0	0.098	ppb v/v			10/06/14 17:30	1.31
1,2-Dichloro-1,1,2,2-tetrafluoroethane	ND		0.52	0.20	ppb v/v			10/06/14 17:30	1.31
1,2-Dichlorobenzene	ND		0.52	0.17	ppb v/v			10/06/14 17:30	1.31
1,3-Dichlorobenzene	ND		0.52	0.14	ppb v/v			10/06/14 17:30	1.31
1,4-Dichlorobenzene	ND		0.52	0.20	ppb v/v			10/06/14 17:30	1.31
Dichlorodifluoromethane	ND		0.52	0.19	ppb v/v			10/06/14 17:30	1.31
1,1-Dichloroethane	ND		0.39	0.094	ppb v/v			10/06/14 17:30	1.31
1,2-Dichloroethane	ND		1.0	0.12	ppb v/v			10/06/14 17:30	1.31
1,1-Dichloroethene	ND		1.0	0.17	ppb v/v			10/06/14 17:30	1.31
cis-1,2-Dichloroethene	ND		0.52	0.12	ppb v/v			10/06/14 17:30	1.31
trans-1,2-Dichloroethene	ND		0.52	0.13	ppb v/v			10/06/14 17:30	1.31
1,2-Dichloropropane	ND		0.52	0.31	ppb v/v			10/06/14 17:30	1.31

TestAmerica Sacramento



# Client Sample Results

Client: Sandia National Laboratories  
Project/Site: MWL SVM

TestAmerica Job ID: 320-9478-1

Client Sample ID: 096519-001/MWL-FB3

Lab Sample ID: 320-9478-10

Date Collected: 09/11/14 09:41

Matrix: Air

Date Received: 09/18/14 09:15

Sample Container: Summa Canister 6L

## Method: TO-15 - Volatile Organic Compounds in Ambient Air (Continued)

Analyte	Result	Qualifier	RL	MDL	Unit	D	Prepared	Analyzed	Dil Fac
cis-1,3-Dichloropropene	ND		0.52	0.14	ppb v/v			10/06/14 17:30	1.31
trans-1,3-Dichloropropene	ND		0.52	0.12	ppb v/v			10/06/14 17:30	1.31
Ethylbenzene	ND		0.52	0.083	ppb v/v			10/06/14 17:30	1.31
4-Ethyltoluene	ND		0.52	0.24	ppb v/v			10/06/14 17:30	1.31
Hexachlorobutadiene	ND		2.6	0.57	ppb v/v			10/06/14 17:30	1.31
2-Hexanone	ND		0.52	0.11	ppb v/v			10/06/14 17:30	1.31
4-Methyl-2-pentanone (MIBK)	ND		0.52	0.18	ppb v/v			10/06/14 17:30	1.31
Methylene Chloride	ND		0.52	0.094	ppb v/v			10/06/14 17:30	1.31
Styrene	ND		0.52	0.077	ppb v/v			10/06/14 17:30	1.31
1,1,2,2-Tetrachloroethane	ND		0.52	0.090	ppb v/v			10/06/14 17:30	1.31
Tetrachloroethene	ND		0.52	0.067	ppb v/v			10/06/14 17:30	1.31
<b>Toluene</b>	<b>0.41</b>	<b>J</b>	0.52	0.067	ppb v/v			10/06/14 17:30	1.31
1,1,2-Trichloro-1,2,2-trifluoroethane	ND		0.52	0.21	ppb v/v			10/06/14 17:30	1.31
1,2,4-Trichlorobenzene	ND		2.6	0.57	ppb v/v			10/06/14 17:30	1.31
1,1,1-Trichloroethane	ND		0.39	0.085	ppb v/v			10/06/14 17:30	1.31
1,1,2-Trichloroethane	ND		0.52	0.088	ppb v/v			10/06/14 17:30	1.31
Trichloroethene	ND		0.52	0.14	ppb v/v			10/06/14 17:30	1.31
Trichlorofluoromethane	ND		0.52	0.26	ppb v/v			10/06/14 17:30	1.31
1,2,4-Trimethylbenzene	ND		1.0	0.21	ppb v/v			10/06/14 17:30	1.31
1,3,5-Trimethylbenzene	ND		0.52	0.16	ppb v/v			10/06/14 17:30	1.31
Vinyl acetate	ND		1.0	0.19	ppb v/v			10/06/14 17:30	1.31
Vinyl chloride	ND		0.52	0.16	ppb v/v			10/06/14 17:30	1.31
m,p-Xylene	ND		1.0	0.13	ppb v/v			10/06/14 17:30	1.31
o-Xylene	ND		0.52	0.071	ppb v/v			10/06/14 17:30	1.31

Surrogate	%Recovery	Qualifier	Limits	Prepared	Analyzed	Dil Fac
4-Bromofluorobenzene (Surr)	83		70 - 130		10/06/14 17:30	1.31
1,2-Dichloroethane-d4 (Surr)	92		70 - 130		10/06/14 17:30	1.31
Toluene-d8 (Surr)	97		70 - 130		10/06/14 17:30	1.31

Client Sample ID: 096520-001/MWL-SV04-50

Lab Sample ID: 320-9478-11

Date Collected: 09/11/14 09:49

Matrix: Air

Date Received: 09/18/14 09:15

Sample Container: Summa Canister 6L

## Method: TO-15 - Volatile Organic Compounds in Ambient Air

Analyte	Result	Qualifier	RL	MDL	Unit	D	Prepared	Analyzed	Dil Fac
<b>Acetone</b>	<b>6.9</b>	<b>J B</b>	12	0.44	ppb v/v			10/05/14 23:49	2.49
<b>Benzene</b>	<b>1.7</b>		1.0	0.20	ppb v/v			10/05/14 23:49	2.49
Benzyl chloride	ND		2.0	0.41	ppb v/v			10/05/14 23:49	2.49
Bromodichloromethane	ND		0.75	0.16	ppb v/v			10/05/14 23:49	2.49
Bromoform	ND		1.0	0.17	ppb v/v			10/05/14 23:49	2.49
Bromomethane	ND		2.0	0.83	ppb v/v			10/05/14 23:49	2.49
<b>2-Butanone (MEK)</b>	<b>0.64</b>	<b>J</b>	2.0	0.50	ppb v/v			10/05/14 23:49	2.49
<b>Carbon disulfide</b>	<b>0.24</b>	<b>J</b>	2.0	0.19	ppb v/v			10/05/14 23:49	2.49
Carbon tetrachloride	ND		2.0	0.16	ppb v/v			10/05/14 23:49	2.49
Chlorobenzene	ND		0.75	0.16	ppb v/v			10/05/14 23:49	2.49
Chloroethane	ND		2.0	0.77	ppb v/v			10/05/14 23:49	2.49
<b>Chloroform</b>	<b>1.8</b>		0.75	0.24	ppb v/v			10/05/14 23:49	2.49

TestAmerica Sacramento

# Client Sample Results

Client: Sandia National Laboratories  
Project/Site: MWL SVM

TestAmerica Job ID: 320-9478-1

Client Sample ID: 096520-001/MWL-SV04-50

Lab Sample ID: 320-9478-11

Date Collected: 09/11/14 09:49

Matrix: Air

Date Received: 09/18/14 09:15

Sample Container: Summa Canister 6L

## Method: TO-15 - Volatile Organic Compounds in Ambient Air (Continued)

Analyte	Result	Qualifier	RL	MDL	Unit	D	Prepared	Analyzed	Dil Fac
Chloromethane	ND		2.0	0.49	ppb v/v			10/05/14 23:49	2.49
Dibromochloromethane	ND		1.0	0.20	ppb v/v			10/05/14 23:49	2.49
1,2-Dibromoethane (EDB)	ND		2.0	0.19	ppb v/v			10/05/14 23:49	2.49
1,2-Dichloro-1,1,2,2-tetrafluoroethane	ND		1.0	0.39	ppb v/v			10/05/14 23:49	2.49
1,2-Dichlorobenzene	ND		1.0	0.32	ppb v/v			10/05/14 23:49	2.49
1,3-Dichlorobenzene	ND		1.0	0.27	ppb v/v			10/05/14 23:49	2.49
1,4-Dichlorobenzene	ND		1.0	0.37	ppb v/v			10/05/14 23:49	2.49
Dichlorodifluoromethane	21		1.0	0.36	ppb v/v			10/05/14 23:49	2.49
1,1-Dichloroethane	1.3		0.75	0.18	ppb v/v			10/05/14 23:49	2.49
1,2-Dichloroethane	ND		2.0	0.22	ppb v/v			10/05/14 23:49	2.49
1,1-Dichloroethene	6.4		2.0	0.32	ppb v/v			10/05/14 23:49	2.49
cis-1,2-Dichloroethene	0.51	J	1.0	0.22	ppb v/v			10/05/14 23:49	2.49
trans-1,2-Dichloroethene	ND		1.0	0.25	ppb v/v			10/05/14 23:49	2.49
1,2-Dichloropropane	ND		1.0	0.60	ppb v/v			10/05/14 23:49	2.49
cis-1,3-Dichloropropene	ND		1.0	0.26	ppb v/v			10/05/14 23:49	2.49
trans-1,3-Dichloropropene	ND		1.0	0.22	ppb v/v			10/05/14 23:49	2.49
Ethylbenzene	ND		1.0	0.16	ppb v/v			10/05/14 23:49	2.49
4-Ethyltoluene	ND		1.0	0.47	ppb v/v			10/05/14 23:49	2.49
Hexachlorobutadiene	ND		5.0	1.1	ppb v/v			10/05/14 23:49	2.49
2-Hexanone	ND		1.0	0.22	ppb v/v			10/05/14 23:49	2.49
4-Methyl-2-pentanone (MIBK)	ND		1.0	0.34	ppb v/v			10/05/14 23:49	2.49
Methylene Chloride	ND		1.0	0.18	ppb v/v			10/05/14 23:49	2.49
Styrene	ND		1.0	0.15	ppb v/v			10/05/14 23:49	2.49
1,1,2,2-Tetrachloroethane	ND		1.0	0.17	ppb v/v			10/05/14 23:49	2.49
Tetrachloroethene	72		1.0	0.13	ppb v/v			10/05/14 23:49	2.49
Toluene	1.3		1.0	0.13	ppb v/v			10/05/14 23:49	2.49
1,1,2-Trichloro-1,2,2-trifluoroethane	64		1.0	0.41	ppb v/v			10/05/14 23:49	2.49
1,2,4-Trichlorobenzene	ND		5.0	1.1	ppb v/v			10/05/14 23:49	2.49
1,1,1-Trichloroethane	6.3		0.75	0.16	ppb v/v			10/05/14 23:49	2.49
1,1,2-Trichloroethane	ND		1.0	0.17	ppb v/v			10/05/14 23:49	2.49
Trichloroethene	61		1.0	0.26	ppb v/v			10/05/14 23:49	2.49
Trichlorofluoromethane	23		1.0	0.49	ppb v/v			10/05/14 23:49	2.49
1,2,4-Trimethylbenzene	ND		2.0	0.40	ppb v/v			10/05/14 23:49	2.49
1,3,5-Trimethylbenzene	ND		1.0	0.31	ppb v/v			10/05/14 23:49	2.49
Vinyl acetate	ND		2.0	0.36	ppb v/v			10/05/14 23:49	2.49
Vinyl chloride	ND		1.0	0.30	ppb v/v			10/05/14 23:49	2.49
m,p-Xylene	ND		2.0	0.25	ppb v/v			10/05/14 23:49	2.49
o-Xylene	ND		1.0	0.13	ppb v/v			10/05/14 23:49	2.49
Surrogate	%Recovery	Qualifier	Limits				Prepared	Analyzed	Dil Fac
4-Bromofluorobenzene (Surr)	92		70 - 130					10/05/14 23:49	2.49
1,2-Dichloroethane-d4 (Surr)	93		70 - 130					10/05/14 23:49	2.49
Toluene-d8 (Surr)	98		70 - 130					10/05/14 23:49	2.49

TestAmerica Sacramento

# Client Sample Results

Client: Sandia National Laboratories  
Project/Site: MWL SVM

TestAmerica Job ID: 320-9478-1

Client Sample ID: 096521-001/MWL-SV04-100

Lab Sample ID: 320-9478-12

Date Collected: 09/11/14 09:52

Matrix: Air

Date Received: 09/18/14 09:15

Sample Container: Summa Canister 6L

## Method: TO-15 - Volatile Organic Compounds in Ambient Air

Analyte	Result	Qualifier	RL	MDL	Unit	D	Prepared	Analyzed	Dil Fac
Acetone	3.3	J B	6.8	0.24	ppb v/v			10/06/14 00:46	1.35
Benzene	0.94		0.54	0.11	ppb v/v			10/06/14 00:46	1.35
Benzyl chloride	ND		1.1	0.22	ppb v/v			10/06/14 00:46	1.35
Bromodichloromethane	ND		0.41	0.089	ppb v/v			10/06/14 00:46	1.35
Bromoform	ND		0.54	0.095	ppb v/v			10/06/14 00:46	1.35
Bromomethane	ND		1.1	0.45	ppb v/v			10/06/14 00:46	1.35
2-Butanone (MEK)	0.50	J	1.1	0.27	ppb v/v			10/06/14 00:46	1.35
Carbon disulfide	0.14	J	1.1	0.11	ppb v/v			10/06/14 00:46	1.35
Carbon tetrachloride	0.38	J	1.1	0.086	ppb v/v			10/06/14 00:46	1.35
Chlorobenzene	ND		0.41	0.086	ppb v/v			10/06/14 00:46	1.35
Chloroethane	ND		1.1	0.42	ppb v/v			10/06/14 00:46	1.35
Chloroform	1.8		0.41	0.13	ppb v/v			10/06/14 00:46	1.35
Chloromethane	0.29	J	1.1	0.27	ppb v/v			10/06/14 00:46	1.35
Dibromochloromethane	ND		0.54	0.11	ppb v/v			10/06/14 00:46	1.35
1,2-Dibromoethane (EDB)	ND		1.1	0.10	ppb v/v			10/06/14 00:46	1.35
1,2-Dichloro-1,1,2,2-tetrafluoroethane	ND		0.54	0.21	ppb v/v			10/06/14 00:46	1.35
1,2-Dichlorobenzene	ND		0.54	0.18	ppb v/v			10/06/14 00:46	1.35
1,3-Dichlorobenzene	ND		0.54	0.15	ppb v/v			10/06/14 00:46	1.35
1,4-Dichlorobenzene	ND		0.54	0.20	ppb v/v			10/06/14 00:46	1.35
Dichlorodifluoromethane	35		0.54	0.20	ppb v/v			10/06/14 00:46	1.35
1,1-Dichloroethane	2.9		0.41	0.097	ppb v/v			10/06/14 00:46	1.35
1,2-Dichloroethane	ND		1.1	0.12	ppb v/v			10/06/14 00:46	1.35
1,1-Dichloroethene	16		1.1	0.17	ppb v/v			10/06/14 00:46	1.35
cis-1,2-Dichloroethene	1.7		0.54	0.12	ppb v/v			10/06/14 00:46	1.35
trans-1,2-Dichloroethene	ND		0.54	0.14	ppb v/v			10/06/14 00:46	1.35
1,2-Dichloropropane	ND		0.54	0.32	ppb v/v			10/06/14 00:46	1.35
cis-1,3-Dichloropropene	ND		0.54	0.14	ppb v/v			10/06/14 00:46	1.35
trans-1,3-Dichloropropene	ND		0.54	0.12	ppb v/v			10/06/14 00:46	1.35
Ethylbenzene	ND		0.54	0.085	ppb v/v			10/06/14 00:46	1.35
4-Ethyltoluene	ND		0.54	0.25	ppb v/v			10/06/14 00:46	1.35
Hexachlorobutadiene	ND		2.7	0.58	ppb v/v			10/06/14 00:46	1.35
2-Hexanone	ND		0.54	0.12	ppb v/v			10/06/14 00:46	1.35
4-Methyl-2-pentanone (MIBK)	ND		0.54	0.18	ppb v/v			10/06/14 00:46	1.35
Methylene Chloride	0.45	J	0.54	0.097	ppb v/v			10/06/14 00:46	1.35
Styrene	ND		0.54	0.080	ppb v/v			10/06/14 00:46	1.35
1,1,2,2-Tetrachloroethane	ND		0.54	0.093	ppb v/v			10/06/14 00:46	1.35
Toluene	1.9		0.54	0.069	ppb v/v			10/06/14 00:46	1.35
1,2,4-Trichlorobenzene	ND		2.7	0.58	ppb v/v			10/06/14 00:46	1.35
1,1,1-Trichloroethane	5.0		0.41	0.088	ppb v/v			10/06/14 00:46	1.35
1,1,2-Trichloroethane	ND		0.54	0.090	ppb v/v			10/06/14 00:46	1.35
Trichlorofluoromethane	29		0.54	0.26	ppb v/v			10/06/14 00:46	1.35
1,2,4-Trimethylbenzene	ND		1.1	0.22	ppb v/v			10/06/14 00:46	1.35
1,3,5-Trimethylbenzene	ND		0.54	0.17	ppb v/v			10/06/14 00:46	1.35
Vinyl acetate	ND		1.1	0.20	ppb v/v			10/06/14 00:46	1.35
Vinyl chloride	ND		0.54	0.16	ppb v/v			10/06/14 00:46	1.35
m,p-Xylene	ND		1.1	0.14	ppb v/v			10/06/14 00:46	1.35
o-Xylene	ND		0.54	0.073	ppb v/v			10/06/14 00:46	1.35

TestAmerica Sacramento

# Client Sample Results

Client: Sandia National Laboratories  
Project/Site: MWL SVM

TestAmerica Job ID: 320-9478-1

**Client Sample ID: 096521-001/MWL-SV04-100**

**Lab Sample ID: 320-9478-12**

**Date Collected: 09/11/14 09:52**

**Matrix: Air**

**Date Received: 09/18/14 09:15**

**Sample Container: Summa Canister 6L**

Surrogate	%Recovery	Qualifier	Limits	Prepared	Analyzed	Dil Fac
4-Bromofluorobenzene (Surr)	103		70 - 130		10/06/14 00:46	1.35
1,2-Dichloroethane-d4 (Surr)	92		70 - 130		10/06/14 00:46	1.35
Toluene-d8 (Surr)	96		70 - 130		10/06/14 00:46	1.35

## Method: TO-15 - Volatile Organic Compounds in Ambient Air - DL

Analyte	Result	Qualifier	RL	MDL	Unit	D	Prepared	Analyzed	Dil Fac
Tetrachloroethene	130		1.6	0.21	ppb v/v			10/06/14 18:27	4.03
1,1,2-Trichloro-1,2,2-trifluoroethane	100		1.6	0.66	ppb v/v			10/06/14 18:27	4.03
Trichloroethene	130		1.6	0.42	ppb v/v			10/06/14 18:27	4.03
Surrogate	%Recovery	Qualifier	Limits				Prepared	Analyzed	Dil Fac
4-Bromofluorobenzene (Surr)	89		70 - 130					10/06/14 18:27	4.03
1,2-Dichloroethane-d4 (Surr)	92		70 - 130					10/06/14 18:27	4.03
Toluene-d8 (Surr)	99		70 - 130					10/06/14 18:27	4.03

**Client Sample ID: 096522-001/MWL-SV04-100**

**Lab Sample ID: 320-9478-13**

**Date Collected: 09/11/14 09:54**

**Matrix: Air**

**Date Received: 09/18/14 09:15**

**Sample Container: Summa Canister 6L**

## Method: TO-15 - Volatile Organic Compounds in Ambient Air

Analyte	Result	Qualifier	RL	MDL	Unit	D	Prepared	Analyzed	Dil Fac
Acetone	11	J B	12	0.44	ppb v/v			10/06/14 01:47	2.48
Benzene	0.85	J	0.99	0.20	ppb v/v			10/06/14 01:47	2.48
Benzyl chloride	ND		2.0	0.40	ppb v/v			10/06/14 01:47	2.48
Bromodichloromethane	ND		0.74	0.16	ppb v/v			10/06/14 01:47	2.48
Bromoform	ND		0.99	0.17	ppb v/v			10/06/14 01:47	2.48
Bromomethane	ND		2.0	0.83	ppb v/v			10/06/14 01:47	2.48
2-Butanone (MEK)	2.4		2.0	0.49	ppb v/v			10/06/14 01:47	2.48
Carbon disulfide	0.45	J	2.0	0.19	ppb v/v			10/06/14 01:47	2.48
Carbon tetrachloride	0.39	J	2.0	0.16	ppb v/v			10/06/14 01:47	2.48
Chlorobenzene	ND		0.74	0.16	ppb v/v			10/06/14 01:47	2.48
Chloroethane	ND		2.0	0.76	ppb v/v			10/06/14 01:47	2.48
Chloroform	1.8		0.74	0.24	ppb v/v			10/06/14 01:47	2.48
Chloromethane	ND		2.0	0.49	ppb v/v			10/06/14 01:47	2.48
Dibromochloromethane	ND		0.99	0.20	ppb v/v			10/06/14 01:47	2.48
1,2-Dibromoethane (EDB)	ND		2.0	0.19	ppb v/v			10/06/14 01:47	2.48
1,2-Dichloro-1,1,2,2-tetrafluoroethane	ND		0.99	0.38	ppb v/v			10/06/14 01:47	2.48
1,2-Dichlorobenzene	ND		0.99	0.32	ppb v/v			10/06/14 01:47	2.48
1,3-Dichlorobenzene	ND		0.99	0.27	ppb v/v			10/06/14 01:47	2.48
1,4-Dichlorobenzene	ND		0.99	0.37	ppb v/v			10/06/14 01:47	2.48
Dichlorodifluoromethane	35		0.99	0.36	ppb v/v			10/06/14 01:47	2.48
1,1-Dichloroethane	2.9		0.74	0.18	ppb v/v			10/06/14 01:47	2.48
1,2-Dichloroethane	ND		2.0	0.22	ppb v/v			10/06/14 01:47	2.48
1,1-Dichloroethene	16		2.0	0.32	ppb v/v			10/06/14 01:47	2.48
cis-1,2-Dichloroethene	1.8		0.99	0.22	ppb v/v			10/06/14 01:47	2.48
trans-1,2-Dichloroethene	ND		0.99	0.25	ppb v/v			10/06/14 01:47	2.48
1,2-Dichloropropane	ND		0.99	0.60	ppb v/v			10/06/14 01:47	2.48
cis-1,3-Dichloropropene	ND		0.99	0.26	ppb v/v			10/06/14 01:47	2.48

TestAmerica Sacramento

# Client Sample Results

Client: Sandia National Laboratories  
Project/Site: MWL SVM

TestAmerica Job ID: 320-9478-1

Client Sample ID: 096522-001/MWL-SV04-100

Lab Sample ID: 320-9478-13

Date Collected: 09/11/14 09:54

Matrix: Air

Date Received: 09/18/14 09:15

Sample Container: Summa Canister 6L

## Method: TO-15 - Volatile Organic Compounds in Ambient Air (Continued)

Analyte	Result	Qualifier	RL	MDL	Unit	D	Prepared	Analyzed	Dil Fac
trans-1,3-Dichloropropene	ND		0.99	0.22	ppb v/v			10/06/14 01:47	2.48
Ethylbenzene	ND		0.99	0.16	ppb v/v			10/06/14 01:47	2.48
4-Ethyltoluene	ND		0.99	0.46	ppb v/v			10/06/14 01:47	2.48
Hexachlorobutadiene	ND		5.0	1.1	ppb v/v			10/06/14 01:47	2.48
2-Hexanone	ND		0.99	0.22	ppb v/v			10/06/14 01:47	2.48
4-Methyl-2-pentanone (MIBK)	ND		0.99	0.33	ppb v/v			10/06/14 01:47	2.48
Methylene Chloride	0.47	J	0.99	0.18	ppb v/v			10/06/14 01:47	2.48
Styrene	ND		0.99	0.15	ppb v/v			10/06/14 01:47	2.48
1,1,2,2-Tetrachloroethane	ND		0.99	0.17	ppb v/v			10/06/14 01:47	2.48
Tetrachloroethene	130		0.99	0.13	ppb v/v			10/06/14 01:47	2.48
Toluene	2.1		0.99	0.13	ppb v/v			10/06/14 01:47	2.48
1,1,2-Trichloro-1,2,2-trifluoroethane	97		0.99	0.40	ppb v/v			10/06/14 01:47	2.48
1,2,4-Trichlorobenzene	ND		5.0	1.1	ppb v/v			10/06/14 01:47	2.48
1,1,1-Trichloroethane	5.0		0.74	0.16	ppb v/v			10/06/14 01:47	2.48
1,1,2-Trichloroethane	ND		0.99	0.17	ppb v/v			10/06/14 01:47	2.48
Trichloroethene	130		0.99	0.26	ppb v/v			10/06/14 01:47	2.48
Trichlorofluoromethane	31		0.99	0.49	ppb v/v			10/06/14 01:47	2.48
1,2,4-Trimethylbenzene	ND		2.0	0.40	ppb v/v			10/06/14 01:47	2.48
1,3,5-Trimethylbenzene	ND		0.99	0.31	ppb v/v			10/06/14 01:47	2.48
Vinyl acetate	ND		2.0	0.36	ppb v/v			10/06/14 01:47	2.48
Vinyl chloride	ND		0.99	0.30	ppb v/v			10/06/14 01:47	2.48
m,p-Xylene	ND		2.0	0.25	ppb v/v			10/06/14 01:47	2.48
o-Xylene	ND		0.99	0.13	ppb v/v			10/06/14 01:47	2.48
Surrogate	%Recovery	Qualifier	Limits				Prepared	Analyzed	Dil Fac
4-Bromofluorobenzene (Surr)	93		70 - 130					10/06/14 01:47	2.48
1,2-Dichloroethane-d4 (Surr)	91		70 - 130					10/06/14 01:47	2.48
Toluene-d8 (Surr)	98		70 - 130					10/06/14 01:47	2.48

Client Sample ID: 096523-001/MWL-SV04-200

Lab Sample ID: 320-9478-14

Date Collected: 09/11/14 09:56

Matrix: Air

Date Received: 09/18/14 09:15

Sample Container: Summa Canister 6L

## Method: TO-15 - Volatile Organic Compounds in Ambient Air

Analyte	Result	Qualifier	RL	MDL	Unit	D	Prepared	Analyzed	Dil Fac
Acetone	7.2	J B	15	0.52	ppb v/v			10/06/14 02:45	2.9
Benzene	0.60	J	1.2	0.23	ppb v/v			10/06/14 02:45	2.9
Benzyl chloride	ND		2.3	0.47	ppb v/v			10/06/14 02:45	2.9
Bromodichloromethane	ND		0.87	0.19	ppb v/v			10/06/14 02:45	2.9
Bromoform	ND		1.2	0.20	ppb v/v			10/06/14 02:45	2.9
Bromomethane	ND		2.3	0.97	ppb v/v			10/06/14 02:45	2.9
2-Butanone (MEK)	0.81	J	2.3	0.58	ppb v/v			10/06/14 02:45	2.9
Carbon disulfide	0.58	J	2.3	0.23	ppb v/v			10/06/14 02:45	2.9
Carbon tetrachloride	0.62	J	2.3	0.19	ppb v/v			10/06/14 02:45	2.9
Chlorobenzene	ND		0.87	0.19	ppb v/v			10/06/14 02:45	2.9
Chloroethane	ND		2.3	0.89	ppb v/v			10/06/14 02:45	2.9
Chloroform	1.4		0.87	0.28	ppb v/v			10/06/14 02:45	2.9

TestAmerica Sacramento

# Client Sample Results

Client: Sandia National Laboratories  
Project/Site: MWL SVM

TestAmerica Job ID: 320-9478-1

Client Sample ID: 096523-001/MWL-SV04-200

Lab Sample ID: 320-9478-14

Date Collected: 09/11/14 09:56

Matrix: Air

Date Received: 09/18/14 09:15

Sample Container: Summa Canister 6L

## Method: TO-15 - Volatile Organic Compounds in Ambient Air (Continued)

Analyte	Result	Qualifier	RL	MDL	Unit	D	Prepared	Analyzed	Dil Fac
Chloromethane	ND		2.3	0.57	ppb v/v			10/06/14 02:45	2.9
Dibromochloromethane	ND		1.2	0.23	ppb v/v			10/06/14 02:45	2.9
1,2-Dibromoethane (EDB)	ND		2.3	0.22	ppb v/v			10/06/14 02:45	2.9
1,2-Dichloro-1,1,2,2-tetrafluoroethane	ND		1.2	0.45	ppb v/v			10/06/14 02:45	2.9
1,2-Dichlorobenzene	ND		1.2	0.38	ppb v/v			10/06/14 02:45	2.9
1,3-Dichlorobenzene	ND		1.2	0.32	ppb v/v			10/06/14 02:45	2.9
1,4-Dichlorobenzene	ND		1.2	0.43	ppb v/v			10/06/14 02:45	2.9
Dichlorodifluoromethane	51		1.2	0.42	ppb v/v			10/06/14 02:45	2.9
1,1-Dichloroethane	4.9		0.87	0.21	ppb v/v			10/06/14 02:45	2.9
1,2-Dichloroethane	ND		2.3	0.26	ppb v/v			10/06/14 02:45	2.9
1,1-Dichloroethene	34		2.3	0.37	ppb v/v			10/06/14 02:45	2.9
cis-1,2-Dichloroethene	3.1		1.2	0.26	ppb v/v			10/06/14 02:45	2.9
trans-1,2-Dichloroethene	ND		1.2	0.29	ppb v/v			10/06/14 02:45	2.9
1,2-Dichloropropane	ND		1.2	0.70	ppb v/v			10/06/14 02:45	2.9
cis-1,3-Dichloropropene	ND		1.2	0.30	ppb v/v			10/06/14 02:45	2.9
trans-1,3-Dichloropropene	ND		1.2	0.26	ppb v/v			10/06/14 02:45	2.9
Ethylbenzene	ND		1.2	0.18	ppb v/v			10/06/14 02:45	2.9
4-Ethyltoluene	ND		1.2	0.54	ppb v/v			10/06/14 02:45	2.9
Hexachlorobutadiene	ND		5.8	1.3	ppb v/v			10/06/14 02:45	2.9
2-Hexanone	ND		1.2	0.25	ppb v/v			10/06/14 02:45	2.9
4-Methyl-2-pentanone (MIBK)	ND		1.2	0.39	ppb v/v			10/06/14 02:45	2.9
Methylene Chloride	1.2		1.2	0.21	ppb v/v			10/06/14 02:45	2.9
Styrene	ND		1.2	0.17	ppb v/v			10/06/14 02:45	2.9
1,1,2,2-Tetrachloroethane	ND		1.2	0.20	ppb v/v			10/06/14 02:45	2.9
Toluene	3.0		1.2	0.15	ppb v/v			10/06/14 02:45	2.9
1,1,2-Trichloro-1,2,2-trifluoroethane	160		1.2	0.47	ppb v/v			10/06/14 02:45	2.9
1,2,4-Trichlorobenzene	ND		5.8	1.3	ppb v/v			10/06/14 02:45	2.9
1,1,1-Trichloroethane	2.0		0.87	0.19	ppb v/v			10/06/14 02:45	2.9
1,1,2-Trichloroethane	ND		1.2	0.19	ppb v/v			10/06/14 02:45	2.9
Trichlorofluoromethane	31		1.2	0.57	ppb v/v			10/06/14 02:45	2.9
1,2,4-Trimethylbenzene	ND		2.3	0.47	ppb v/v			10/06/14 02:45	2.9
1,3,5-Trimethylbenzene	ND		1.2	0.36	ppb v/v			10/06/14 02:45	2.9
Vinyl acetate	ND		2.3	0.42	ppb v/v			10/06/14 02:45	2.9
Vinyl chloride	ND		1.2	0.35	ppb v/v			10/06/14 02:45	2.9
m,p-Xylene	ND		2.3	0.29	ppb v/v			10/06/14 02:45	2.9
o-Xylene	ND		1.2	0.16	ppb v/v			10/06/14 02:45	2.9

Surrogate	%Recovery	Qualifier	Limits	Prepared	Analyzed	Dil Fac
4-Bromofluorobenzene (Surr)	99		70 - 130		10/06/14 02:45	2.9
1,2-Dichloroethane-d4 (Surr)	93		70 - 130		10/06/14 02:45	2.9
Toluene-d8 (Surr)	98		70 - 130		10/06/14 02:45	2.9

## Method: TO-15 - Volatile Organic Compounds in Ambient Air - DL

Analyte	Result	Qualifier	RL	MDL	Unit	D	Prepared	Analyzed	Dil Fac
Tetrachloroethene	180		2.3	0.30	ppb v/v			10/06/14 19:21	5.79
Trichloroethene	210		2.3	0.61	ppb v/v			10/06/14 19:21	5.79

TestAmerica Sacramento

# Client Sample Results

Client: Sandia National Laboratories  
Project/Site: MWL SVM

TestAmerica Job ID: 320-9478-1

**Client Sample ID: 096523-001/MWL-SV04-200**

**Lab Sample ID: 320-9478-14**

**Date Collected: 09/11/14 09:56**

**Matrix: Air**

**Date Received: 09/18/14 09:15**

**Sample Container: Summa Canister 6L**

Surrogate	%Recovery	Qualifier	Limits	Prepared	Analyzed	Dil Fac
4-Bromofluorobenzene (Surr)	99		70 - 130		10/06/14 19:21	5.79
1,2-Dichloroethane-d4 (Surr)	91		70 - 130		10/06/14 19:21	5.79
Toluene-d8 (Surr)	98		70 - 130		10/06/14 19:21	5.79

**Client Sample ID: 096524-001/MWL-SV04-300**

**Lab Sample ID: 320-9478-15**

**Date Collected: 09/11/14 10:00**

**Matrix: Air**

**Date Received: 09/18/14 09:15**

**Sample Container: Summa Canister 6L**

## Method: TO-15 - Volatile Organic Compounds in Ambient Air

Analyte	Result	Qualifier	RL	MDL	Unit	D	Prepared	Analyzed	Dil Fac
Acetone	4.5	J B	7.2	0.25	ppb v/v			10/06/14 20:31	1.43
Benzene	0.64		0.57	0.11	ppb v/v			10/06/14 20:31	1.43
Benzyl chloride	ND		1.1	0.23	ppb v/v			10/06/14 20:31	1.43
Bromodichloromethane	ND		0.43	0.094	ppb v/v			10/06/14 20:31	1.43
Bromoform	ND		0.57	0.10	ppb v/v			10/06/14 20:31	1.43
Bromomethane	ND		1.1	0.48	ppb v/v			10/06/14 20:31	1.43
2-Butanone (MEK)	0.84	J	1.1	0.28	ppb v/v			10/06/14 20:31	1.43
Carbon disulfide	0.44	J	1.1	0.11	ppb v/v			10/06/14 20:31	1.43
Carbon tetrachloride	ND		1.1	0.092	ppb v/v			10/06/14 20:31	1.43
Chlorobenzene	ND		0.43	0.092	ppb v/v			10/06/14 20:31	1.43
Chloroethane	ND		1.1	0.44	ppb v/v			10/06/14 20:31	1.43
Chloroform	0.44		0.43	0.14	ppb v/v			10/06/14 20:31	1.43
Chloromethane	ND		1.1	0.28	ppb v/v			10/06/14 20:31	1.43
Dibromochloromethane	ND		0.57	0.11	ppb v/v			10/06/14 20:31	1.43
1,2-Dibromoethane (EDB)	ND		1.1	0.11	ppb v/v			10/06/14 20:31	1.43
1,2-Dichloro-1,1,2,2-tetrafluoroethane	ND		0.57	0.22	ppb v/v			10/06/14 20:31	1.43
1,2-Dichlorobenzene	ND		0.57	0.19	ppb v/v			10/06/14 20:31	1.43
1,3-Dichlorobenzene	ND		0.57	0.16	ppb v/v			10/06/14 20:31	1.43
1,4-Dichlorobenzene	ND		0.57	0.21	ppb v/v			10/06/14 20:31	1.43
Dichlorodifluoromethane	16		0.57	0.21	ppb v/v			10/06/14 20:31	1.43
1,1-Dichloroethane	0.71		0.43	0.10	ppb v/v			10/06/14 20:31	1.43
1,2-Dichloroethane	ND		1.1	0.13	ppb v/v			10/06/14 20:31	1.43
1,1-Dichloroethene	9.5		1.1	0.18	ppb v/v			10/06/14 20:31	1.43
cis-1,2-Dichloroethene	0.71		0.57	0.13	ppb v/v			10/06/14 20:31	1.43
trans-1,2-Dichloroethene	ND		0.57	0.14	ppb v/v			10/06/14 20:31	1.43
1,2-Dichloropropane	ND		0.57	0.34	ppb v/v			10/06/14 20:31	1.43
cis-1,3-Dichloropropene	ND		0.57	0.15	ppb v/v			10/06/14 20:31	1.43
trans-1,3-Dichloropropene	ND		0.57	0.13	ppb v/v			10/06/14 20:31	1.43
Ethylbenzene	ND		0.57	0.090	ppb v/v			10/06/14 20:31	1.43
4-Ethyltoluene	ND		0.57	0.27	ppb v/v			10/06/14 20:31	1.43
Hexachlorobutadiene	ND		2.9	0.62	ppb v/v			10/06/14 20:31	1.43
2-Hexanone	ND		0.57	0.12	ppb v/v			10/06/14 20:31	1.43
4-Methyl-2-pentanone (MIBK)	ND		0.57	0.19	ppb v/v			10/06/14 20:31	1.43
Methylene Chloride	0.26	J	0.57	0.10	ppb v/v			10/06/14 20:31	1.43
Styrene	ND		0.57	0.084	ppb v/v			10/06/14 20:31	1.43
1,1,2,2-Tetrachloroethane	ND		0.57	0.099	ppb v/v			10/06/14 20:31	1.43
Toluene	3.3		0.57	0.073	ppb v/v			10/06/14 20:31	1.43

TestAmerica Sacramento



# Client Sample Results

Client: Sandia National Laboratories  
Project/Site: MWL SVM

TestAmerica Job ID: 320-9478-1

Client Sample ID: 096524-001/MWL-SV04-300

Lab Sample ID: 320-9478-15

Date Collected: 09/11/14 10:00

Matrix: Air

Date Received: 09/18/14 09:15

Sample Container: Summa Canister 6L

## Method: TO-15 - Volatile Organic Compounds in Ambient Air (Continued)

Analyte	Result	Qualifier	RL	MDL	Unit	D	Prepared	Analyzed	Dil Fac
1,1,2-Trichloro-1,2,2-trifluoroethane	39		0.57	0.23	ppb v/v			10/06/14 20:31	1.43
1,2,4-Trichlorobenzene	ND		2.9	0.62	ppb v/v			10/06/14 20:31	1.43
1,1,1-Trichloroethane	0.46		0.43	0.093	ppb v/v			10/06/14 20:31	1.43
1,1,2-Trichloroethane	ND		0.57	0.096	ppb v/v			10/06/14 20:31	1.43
Trichloroethene	76		0.57	0.15	ppb v/v			10/06/14 20:31	1.43
Trichlorofluoromethane	7.9		0.57	0.28	ppb v/v			10/06/14 20:31	1.43
1,2,4-Trimethylbenzene	0.38	J	1.1	0.23	ppb v/v			10/06/14 20:31	1.43
1,3,5-Trimethylbenzene	ND		0.57	0.18	ppb v/v			10/06/14 20:31	1.43
Vinyl acetate	ND		1.1	0.21	ppb v/v			10/06/14 20:31	1.43
Vinyl chloride	ND		0.57	0.17	ppb v/v			10/06/14 20:31	1.43
m,p-Xylene	0.20	J	1.1	0.14	ppb v/v			10/06/14 20:31	1.43
o-Xylene	0.10	J	0.57	0.077	ppb v/v			10/06/14 20:31	1.43

Surrogate	%Recovery	Qualifier	Limits	Prepared	Analyzed	Dil Fac
4-Bromofluorobenzene (Surr)	98		70 - 130		10/06/14 20:31	1.43
1,2-Dichloroethane-d4 (Surr)	91		70 - 130		10/06/14 20:31	1.43
Toluene-d8 (Surr)	98		70 - 130		10/06/14 20:31	1.43

## Method: TO-15 - Volatile Organic Compounds in Ambient Air - DL

Analyte	Result	Qualifier	RL	MDL	Unit	D	Prepared	Analyzed	Dil Fac
Tetrachloroethene	110		1.1	0.15	ppb v/v			10/07/14 17:10	2.86

Surrogate	%Recovery	Qualifier	Limits	Prepared	Analyzed	Dil Fac
4-Bromofluorobenzene (Surr)	101		70 - 130		10/07/14 17:10	2.86
1,2-Dichloroethane-d4 (Surr)	92		70 - 130		10/07/14 17:10	2.86
Toluene-d8 (Surr)	99		70 - 130		10/07/14 17:10	2.86

Client Sample ID: 096525-001/MWL-SV04-300

Lab Sample ID: 320-9478-16

Date Collected: 09/11/14 10:03

Matrix: Air

Date Received: 09/18/14 09:15

Sample Container: Summa Canister 6L

## Method: TO-15 - Volatile Organic Compounds in Ambient Air

Analyte	Result	Qualifier	RL	MDL	Unit	D	Prepared	Analyzed	Dil Fac
Acetone	8.9	B	7.1	0.25	ppb v/v			10/06/14 21:30	1.42
Benzene	0.55	J	0.57	0.11	ppb v/v			10/06/14 21:30	1.42
Benzyl chloride	ND		1.1	0.23	ppb v/v			10/06/14 21:30	1.42
Bromodichloromethane	ND		0.43	0.094	ppb v/v			10/06/14 21:30	1.42
Bromoform	ND		0.57	0.099	ppb v/v			10/06/14 21:30	1.42
Bromomethane	ND		1.1	0.48	ppb v/v			10/06/14 21:30	1.42
2-Butanone (MEK)	1.9		1.1	0.28	ppb v/v			10/06/14 21:30	1.42
Carbon disulfide	0.71	J	1.1	0.11	ppb v/v			10/06/14 21:30	1.42
Carbon tetrachloride	0.19	J	1.1	0.091	ppb v/v			10/06/14 21:30	1.42
Chlorobenzene	ND		0.43	0.091	ppb v/v			10/06/14 21:30	1.42
Chloroethane	ND		1.1	0.44	ppb v/v			10/06/14 21:30	1.42
Chloroform	0.19	J	0.43	0.13	ppb v/v			10/06/14 21:30	1.42
Chloromethane	ND		1.1	0.28	ppb v/v			10/06/14 21:30	1.42
Dibromochloromethane	0.17	J	0.57	0.11	ppb v/v			10/06/14 21:30	1.42
1,2-Dibromoethane (EDB)	ND		1.1	0.11	ppb v/v			10/06/14 21:30	1.42

TestAmerica Sacramento



# Client Sample Results

Client: Sandia National Laboratories  
Project/Site: MWL SVM

TestAmerica Job ID: 320-9478-1

Client Sample ID: 096525-001/MWL-SV04-300

Lab Sample ID: 320-9478-16

Date Collected: 09/11/14 10:03

Matrix: Air

Date Received: 09/18/14 09:15

Sample Container: Summa Canister 6L

## Method: TO-15 - Volatile Organic Compounds in Ambient Air (Continued)

Analyte	Result	Qualifier	RL	MDL	Unit	D	Prepared	Analyzed	Dil Fac
1,2-Dichloro-1,1,2,2-tetrafluoroethane	ND		0.57	0.22	ppb v/v			10/06/14 21:30	1.42
1,2-Dichlorobenzene	ND		0.57	0.18	ppb v/v			10/06/14 21:30	1.42
1,3-Dichlorobenzene	ND		0.57	0.16	ppb v/v			10/06/14 21:30	1.42
1,4-Dichlorobenzene	ND		0.57	0.21	ppb v/v			10/06/14 21:30	1.42
Dichlorodifluoromethane	15		0.57	0.21	ppb v/v			10/06/14 21:30	1.42
1,1-Dichloroethane	0.16	J	0.43	0.10	ppb v/v			10/06/14 21:30	1.42
1,2-Dichloroethane	ND		1.1	0.12	ppb v/v			10/06/14 21:30	1.42
1,1-Dichloroethene	5.2		1.1	0.18	ppb v/v			10/06/14 21:30	1.42
cis-1,2-Dichloroethene	ND		0.57	0.13	ppb v/v			10/06/14 21:30	1.42
trans-1,2-Dichloroethene	ND		0.57	0.14	ppb v/v			10/06/14 21:30	1.42
1,2-Dichloropropane	ND		0.57	0.34	ppb v/v			10/06/14 21:30	1.42
cis-1,3-Dichloropropene	ND		0.57	0.15	ppb v/v			10/06/14 21:30	1.42
trans-1,3-Dichloropropene	ND		0.57	0.12	ppb v/v			10/06/14 21:30	1.42
Ethylbenzene	ND		0.57	0.089	ppb v/v			10/06/14 21:30	1.42
4-Ethyltoluene	ND		0.57	0.27	ppb v/v			10/06/14 21:30	1.42
Hexachlorobutadiene	ND		2.8	0.61	ppb v/v			10/06/14 21:30	1.42
2-Hexanone	0.19	J	0.57	0.12	ppb v/v			10/06/14 21:30	1.42
4-Methyl-2-pentanone (MIBK)	ND		0.57	0.19	ppb v/v			10/06/14 21:30	1.42
Methylene Chloride	ND		0.57	0.10	ppb v/v			10/06/14 21:30	1.42
Styrene	ND		0.57	0.084	ppb v/v			10/06/14 21:30	1.42
1,1,2,2-Tetrachloroethane	ND		0.57	0.098	ppb v/v			10/06/14 21:30	1.42
Tetrachloroethene	82		0.57	0.072	ppb v/v			10/06/14 21:30	1.42
Toluene	3.4		0.57	0.072	ppb v/v			10/06/14 21:30	1.42
1,1,2-Trichloro-1,2,2-trifluoroethane	36		0.57	0.23	ppb v/v			10/06/14 21:30	1.42
1,2,4-Trichlorobenzene	ND		2.8	0.61	ppb v/v			10/06/14 21:30	1.42
1,1,1-Trichloroethane	0.13	J	0.43	0.092	ppb v/v			10/06/14 21:30	1.42
1,1,2-Trichloroethane	ND		0.57	0.095	ppb v/v			10/06/14 21:30	1.42
Trichloroethene	44		0.57	0.15	ppb v/v			10/06/14 21:30	1.42
Trichlorofluoromethane	5.3		0.57	0.28	ppb v/v			10/06/14 21:30	1.42
1,2,4-Trimethylbenzene	0.47	J	1.1	0.23	ppb v/v			10/06/14 21:30	1.42
1,3,5-Trimethylbenzene	0.18	J	0.57	0.18	ppb v/v			10/06/14 21:30	1.42
Vinyl acetate	ND		1.1	0.21	ppb v/v			10/06/14 21:30	1.42
Vinyl chloride	ND		0.57	0.17	ppb v/v			10/06/14 21:30	1.42
m,p-Xylene	0.18	J	1.1	0.14	ppb v/v			10/06/14 21:30	1.42
o-Xylene	0.11	J	0.57	0.077	ppb v/v			10/06/14 21:30	1.42
Surrogate	%Recovery	Qualifier	Limits				Prepared	Analyzed	Dil Fac
4-Bromofluorobenzene (Surr)	102		70 - 130					10/06/14 21:30	1.42
1,2-Dichloroethane-d4 (Surr)	89		70 - 130					10/06/14 21:30	1.42
Toluene-d8 (Surr)	98		70 - 130					10/06/14 21:30	1.42

# Client Sample Results

Client: Sandia National Laboratories  
Project/Site: MWL SVM

TestAmerica Job ID: 320-9478-1

Client Sample ID: 096526-001/MWL-SV04-400

Lab Sample ID: 320-9478-17

Date Collected: 09/11/14 10:08

Matrix: Air

Date Received: 09/18/14 09:15

Sample Container: Summa Canister 6L

## Method: TO-15 - Volatile Organic Compounds in Ambient Air

Analyte	Result	Qualifier	RL	MDL	Unit	D	Prepared	Analyzed	Dil Fac
Acetone	8.7	B	8.2	0.29	ppb v/v			10/06/14 22:27	1.63
Benzene	1.2		0.65	0.13	ppb v/v			10/06/14 22:27	1.63
Benzyl chloride	ND		1.3	0.27	ppb v/v			10/06/14 22:27	1.63
Bromodichloromethane	ND		0.49	0.11	ppb v/v			10/06/14 22:27	1.63
Bromoform	ND		0.65	0.11	ppb v/v			10/06/14 22:27	1.63
Bromomethane	ND		1.3	0.55	ppb v/v			10/06/14 22:27	1.63
2-Butanone (MEK)	1.6		1.3	0.32	ppb v/v			10/06/14 22:27	1.63
Carbon disulfide	2.3		1.3	0.13	ppb v/v			10/06/14 22:27	1.63
Carbon tetrachloride	0.16	J	1.3	0.10	ppb v/v			10/06/14 22:27	1.63
Chlorobenzene	ND		0.49	0.10	ppb v/v			10/06/14 22:27	1.63
Chloroethane	ND		1.3	0.50	ppb v/v			10/06/14 22:27	1.63
Chloroform	0.40	J	0.49	0.15	ppb v/v			10/06/14 22:27	1.63
Chloromethane	1.2	J	1.3	0.32	ppb v/v			10/06/14 22:27	1.63
Dibromochloromethane	ND		0.65	0.13	ppb v/v			10/06/14 22:27	1.63
1,2-Dibromoethane (EDB)	ND		1.3	0.12	ppb v/v			10/06/14 22:27	1.63
1,2-Dichloro-1,1,2,2-tetrafluoroethane	ND		0.65	0.25	ppb v/v			10/06/14 22:27	1.63
1,2-Dichlorobenzene	ND		0.65	0.21	ppb v/v			10/06/14 22:27	1.63
1,3-Dichlorobenzene	ND		0.65	0.18	ppb v/v			10/06/14 22:27	1.63
1,4-Dichlorobenzene	ND		0.65	0.24	ppb v/v			10/06/14 22:27	1.63
Dichlorodifluoromethane	11		0.65	0.24	ppb v/v			10/06/14 22:27	1.63
1,1-Dichloroethane	0.68		0.49	0.12	ppb v/v			10/06/14 22:27	1.63
1,2-Dichloroethane	ND		1.3	0.14	ppb v/v			10/06/14 22:27	1.63
1,1-Dichloroethene	7.3		1.3	0.21	ppb v/v			10/06/14 22:27	1.63
cis-1,2-Dichloroethene	0.75		0.65	0.15	ppb v/v			10/06/14 22:27	1.63
trans-1,2-Dichloroethene	ND		0.65	0.16	ppb v/v			10/06/14 22:27	1.63
1,2-Dichloropropane	ND		0.65	0.39	ppb v/v			10/06/14 22:27	1.63
cis-1,3-Dichloropropene	ND		0.65	0.17	ppb v/v			10/06/14 22:27	1.63
trans-1,3-Dichloropropene	ND		0.65	0.14	ppb v/v			10/06/14 22:27	1.63
Ethylbenzene	0.12	J	0.65	0.10	ppb v/v			10/06/14 22:27	1.63
4-Ethyltoluene	ND		0.65	0.30	ppb v/v			10/06/14 22:27	1.63
Hexachlorobutadiene	ND		3.3	0.70	ppb v/v			10/06/14 22:27	1.63
2-Hexanone	ND		0.65	0.14	ppb v/v			10/06/14 22:27	1.63
4-Methyl-2-pentanone (MIBK)	ND		0.65	0.22	ppb v/v			10/06/14 22:27	1.63
Methylene Chloride	0.26	J	0.65	0.12	ppb v/v			10/06/14 22:27	1.63
Styrene	ND		0.65	0.096	ppb v/v			10/06/14 22:27	1.63
1,1,2,2-Tetrachloroethane	ND		0.65	0.11	ppb v/v			10/06/14 22:27	1.63
Toluene	2.3		0.65	0.083	ppb v/v			10/06/14 22:27	1.63
1,1,2-Trichloro-1,2,2-trifluoroethane	30		0.65	0.27	ppb v/v			10/06/14 22:27	1.63
1,2,4-Trichlorobenzene	ND		3.3	0.71	ppb v/v			10/06/14 22:27	1.63
1,1,1-Trichloroethane	0.39	J	0.49	0.11	ppb v/v			10/06/14 22:27	1.63
1,1,2-Trichloroethane	ND		0.65	0.11	ppb v/v			10/06/14 22:27	1.63
Trichloroethene	75		0.65	0.17	ppb v/v			10/06/14 22:27	1.63
Trichlorofluoromethane	6.0		0.65	0.32	ppb v/v			10/06/14 22:27	1.63
1,2,4-Trimethylbenzene	0.42	J	1.3	0.26	ppb v/v			10/06/14 22:27	1.63
1,3,5-Trimethylbenzene	ND		0.65	0.20	ppb v/v			10/06/14 22:27	1.63
Vinyl acetate	ND		1.3	0.24	ppb v/v			10/06/14 22:27	1.63
Vinyl chloride	ND		0.65	0.20	ppb v/v			10/06/14 22:27	1.63
m,p-Xylene	0.29	J	1.3	0.16	ppb v/v			10/06/14 22:27	1.63

TestAmerica Sacramento

# Client Sample Results

Client: Sandia National Laboratories  
Project/Site: MWL SVM

TestAmerica Job ID: 320-9478-1

**Client Sample ID: 096526-001/MWL-SV04-400**

**Lab Sample ID: 320-9478-17**

**Date Collected: 09/11/14 10:08**

**Matrix: Air**

**Date Received: 09/18/14 09:15**

**Sample Container: Summa Canister 6L**

## Method: TO-15 - Volatile Organic Compounds in Ambient Air (Continued)

Analyte	Result	Qualifier	RL	MDL	Unit	D	Prepared	Analyzed	Dil Fac
<b>o-Xylene</b>	<b>0.14</b>	<b>J</b>	0.65	0.088	ppb v/v			10/06/14 22:27	1.63

Surrogate	%Recovery	Qualifier	Limits	Prepared	Analyzed	Dil Fac
4-Bromofluorobenzene (Surr)	100		70 - 130		10/06/14 22:27	1.63
1,2-Dichloroethane-d4 (Surr)	89		70 - 130		10/06/14 22:27	1.63
Toluene-d8 (Surr)	97		70 - 130		10/06/14 22:27	1.63

## Method: TO-15 - Volatile Organic Compounds in Ambient Air - DL

Analyte	Result	Qualifier	RL	MDL	Unit	D	Prepared	Analyzed	Dil Fac
<b>Tetrachloroethene</b>	<b>110</b>		1.3	0.17	ppb v/v			10/07/14 18:05	3.25

Surrogate	%Recovery	Qualifier	Limits	Prepared	Analyzed	Dil Fac
4-Bromofluorobenzene (Surr)	102		70 - 130		10/07/14 18:05	3.25
1,2-Dichloroethane-d4 (Surr)	92		70 - 130		10/07/14 18:05	3.25
Toluene-d8 (Surr)	98		70 - 130		10/07/14 18:05	3.25

**Client Sample ID: 096527-001/MWL-FB4**

**Lab Sample ID: 320-9478-18**

**Date Collected: 09/11/14 09:42**

**Matrix: Air**

**Date Received: 09/18/14 09:15**

**Sample Container: Summa Canister 6L**

## Method: TO-15 - Volatile Organic Compounds in Ambient Air

Analyte	Result	Qualifier	RL	MDL	Unit	D	Prepared	Analyzed	Dil Fac
<b>Acetone</b>	<b>0.87</b>	<b>J B</b>	6.5	0.23	ppb v/v			10/06/14 23:25	1.29
<b>Benzene</b>	<b>0.43</b>	<b>J</b>	0.52	0.10	ppb v/v			10/06/14 23:25	1.29
Benzyl chloride	ND		1.0	0.21	ppb v/v			10/06/14 23:25	1.29
Bromodichloromethane	ND		0.39	0.085	ppb v/v			10/06/14 23:25	1.29
Bromoform	ND		0.52	0.090	ppb v/v			10/06/14 23:25	1.29
Bromomethane	ND		1.0	0.43	ppb v/v			10/06/14 23:25	1.29
2-Butanone (MEK)	ND		1.0	0.26	ppb v/v			10/06/14 23:25	1.29
Carbon disulfide	ND		1.0	0.10	ppb v/v			10/06/14 23:25	1.29
Carbon tetrachloride	ND		1.0	0.083	ppb v/v			10/06/14 23:25	1.29
Chlorobenzene	ND		0.39	0.083	ppb v/v			10/06/14 23:25	1.29
Chloroethane	ND		1.0	0.40	ppb v/v			10/06/14 23:25	1.29
Chloroform	ND		0.39	0.12	ppb v/v			10/06/14 23:25	1.29
Chloromethane	ND		1.0	0.25	ppb v/v			10/06/14 23:25	1.29
Dibromochloromethane	ND		0.52	0.10	ppb v/v			10/06/14 23:25	1.29
1,2-Dibromoethane (EDB)	ND		1.0	0.097	ppb v/v			10/06/14 23:25	1.29
1,2-Dichloro-1,1,2,2-tetrafluoroethane	ND		0.52	0.20	ppb v/v			10/06/14 23:25	1.29
1,2-Dichlorobenzene	ND		0.52	0.17	ppb v/v			10/06/14 23:25	1.29
1,3-Dichlorobenzene	ND		0.52	0.14	ppb v/v			10/06/14 23:25	1.29
1,4-Dichlorobenzene	ND		0.52	0.19	ppb v/v			10/06/14 23:25	1.29
Dichlorodifluoromethane	ND		0.52	0.19	ppb v/v			10/06/14 23:25	1.29
1,1-Dichloroethane	ND		0.39	0.093	ppb v/v			10/06/14 23:25	1.29
1,2-Dichloroethane	ND		1.0	0.11	ppb v/v			10/06/14 23:25	1.29
1,1-Dichloroethene	ND		1.0	0.17	ppb v/v			10/06/14 23:25	1.29
cis-1,2-Dichloroethene	ND		0.52	0.11	ppb v/v			10/06/14 23:25	1.29
trans-1,2-Dichloroethene	ND		0.52	0.13	ppb v/v			10/06/14 23:25	1.29
1,2-Dichloropropane	ND		0.52	0.31	ppb v/v			10/06/14 23:25	1.29

TestAmerica Sacramento

# Client Sample Results

Client: Sandia National Laboratories  
Project/Site: MWL SVM

TestAmerica Job ID: 320-9478-1

Client Sample ID: 096527-001/MWL-FB4

Lab Sample ID: 320-9478-18

Date Collected: 09/11/14 09:42

Matrix: Air

Date Received: 09/18/14 09:15

Sample Container: Summa Canister 6L

## Method: TO-15 - Volatile Organic Compounds in Ambient Air (Continued)

Analyte	Result	Qualifier	RL	MDL	Unit	D	Prepared	Analyzed	Dil Fac
cis-1,3-Dichloropropene	ND		0.52	0.13	ppb v/v			10/06/14 23:25	1.29
trans-1,3-Dichloropropene	ND		0.52	0.11	ppb v/v			10/06/14 23:25	1.29
Ethylbenzene	ND		0.52	0.081	ppb v/v			10/06/14 23:25	1.29
4-Ethyltoluene	ND		0.52	0.24	ppb v/v			10/06/14 23:25	1.29
Hexachlorobutadiene	ND		2.6	0.56	ppb v/v			10/06/14 23:25	1.29
2-Hexanone	ND		0.52	0.11	ppb v/v			10/06/14 23:25	1.29
4-Methyl-2-pentanone (MIBK)	ND		0.52	0.17	ppb v/v			10/06/14 23:25	1.29
Methylene Chloride	ND		0.52	0.093	ppb v/v			10/06/14 23:25	1.29
Styrene	ND		0.52	0.076	ppb v/v			10/06/14 23:25	1.29
1,1,2,2-Tetrachloroethane	ND		0.52	0.089	ppb v/v			10/06/14 23:25	1.29
Tetrachloroethene	ND		0.52	0.066	ppb v/v			10/06/14 23:25	1.29
<b>Toluene</b>	<b>0.10</b>	<b>J</b>	0.52	0.066	ppb v/v			10/06/14 23:25	1.29
1,1,2-Trichloro-1,2,2-trifluoroethane	ND		0.52	0.21	ppb v/v			10/06/14 23:25	1.29
1,2,4-Trichlorobenzene	ND		2.6	0.56	ppb v/v			10/06/14 23:25	1.29
1,1,1-Trichloroethane	ND		0.39	0.084	ppb v/v			10/06/14 23:25	1.29
1,1,2-Trichloroethane	ND		0.52	0.086	ppb v/v			10/06/14 23:25	1.29
Trichloroethene	ND		0.52	0.14	ppb v/v			10/06/14 23:25	1.29
Trichlorofluoromethane	ND		0.52	0.25	ppb v/v			10/06/14 23:25	1.29
1,2,4-Trimethylbenzene	ND		1.0	0.21	ppb v/v			10/06/14 23:25	1.29
1,3,5-Trimethylbenzene	ND		0.52	0.16	ppb v/v			10/06/14 23:25	1.29
Vinyl acetate	ND		1.0	0.19	ppb v/v			10/06/14 23:25	1.29
Vinyl chloride	ND		0.52	0.15	ppb v/v			10/06/14 23:25	1.29
m,p-Xylene	ND		1.0	0.13	ppb v/v			10/06/14 23:25	1.29
o-Xylene	ND		0.52	0.070	ppb v/v			10/06/14 23:25	1.29
Surrogate	%Recovery	Qualifier	Limits				Prepared	Analyzed	Dil Fac
4-Bromofluorobenzene (Surr)	82		70 - 130					10/06/14 23:25	1.29
1,2-Dichloroethane-d4 (Surr)	89		70 - 130					10/06/14 23:25	1.29
Toluene-d8 (Surr)	97		70 - 130					10/06/14 23:25	1.29

Client Sample ID: 096528-001/MWL-SV05-50

Lab Sample ID: 320-9478-19

Date Collected: 09/11/14 10:32

Matrix: Air

Date Received: 09/18/14 09:15

Sample Container: Summa Canister 6L

## Method: TO-15 - Volatile Organic Compounds in Ambient Air

Analyte	Result	Qualifier	RL	MDL	Unit	D	Prepared	Analyzed	Dil Fac
<b>Acetone</b>	<b>12</b>	<b>B</b>	6.8	0.24	ppb v/v			10/07/14 00:25	1.35
<b>Benzene</b>	<b>0.68</b>		0.54	0.11	ppb v/v			10/07/14 00:25	1.35
Benzyl chloride	ND		1.1	0.22	ppb v/v			10/07/14 00:25	1.35
Bromodichloromethane	ND		0.41	0.089	ppb v/v			10/07/14 00:25	1.35
Bromoform	ND		0.54	0.095	ppb v/v			10/07/14 00:25	1.35
Bromomethane	ND		1.1	0.45	ppb v/v			10/07/14 00:25	1.35
<b>2-Butanone (MEK)</b>	<b>1.9</b>		1.1	0.27	ppb v/v			10/07/14 00:25	1.35
<b>Carbon disulfide</b>	<b>0.21</b>	<b>J</b>	1.1	0.11	ppb v/v			10/07/14 00:25	1.35
<b>Carbon tetrachloride</b>	<b>0.39</b>	<b>J</b>	1.1	0.086	ppb v/v			10/07/14 00:25	1.35
Chlorobenzene	ND		0.41	0.086	ppb v/v			10/07/14 00:25	1.35
Chloroethane	ND		1.1	0.42	ppb v/v			10/07/14 00:25	1.35
<b>Chloroform</b>	<b>1.5</b>		0.41	0.13	ppb v/v			10/07/14 00:25	1.35

TestAmerica Sacramento

# Client Sample Results

Client: Sandia National Laboratories  
Project/Site: MWL SVM

TestAmerica Job ID: 320-9478-1

Client Sample ID: 096528-001/MWL-SV05-50

Lab Sample ID: 320-9478-19

Date Collected: 09/11/14 10:32

Matrix: Air

Date Received: 09/18/14 09:15

Sample Container: Summa Canister 6L

## Method: TO-15 - Volatile Organic Compounds in Ambient Air (Continued)

Analyte	Result	Qualifier	RL	MDL	Unit	D	Prepared	Analyzed	Dil Fac
Chloromethane	ND		1.1	0.27	ppb v/v			10/07/14 00:25	1.35
Dibromochloromethane	ND		0.54	0.11	ppb v/v			10/07/14 00:25	1.35
1,2-Dibromoethane (EDB)	ND		1.1	0.10	ppb v/v			10/07/14 00:25	1.35
1,2-Dichloro-1,1,2,2-tetrafluoroethane	ND		0.54	0.21	ppb v/v			10/07/14 00:25	1.35
1,2-Dichlorobenzene	ND		0.54	0.18	ppb v/v			10/07/14 00:25	1.35
1,3-Dichlorobenzene	ND		0.54	0.15	ppb v/v			10/07/14 00:25	1.35
1,4-Dichlorobenzene	ND		0.54	0.20	ppb v/v			10/07/14 00:25	1.35
Dichlorodifluoromethane	45		0.54	0.20	ppb v/v			10/07/14 00:25	1.35
1,1-Dichloroethane	1.8		0.41	0.097	ppb v/v			10/07/14 00:25	1.35
1,2-Dichloroethane	ND		1.1	0.12	ppb v/v			10/07/14 00:25	1.35
1,1-Dichloroethene	11		1.1	0.17	ppb v/v			10/07/14 00:25	1.35
cis-1,2-Dichloroethene	0.71		0.54	0.12	ppb v/v			10/07/14 00:25	1.35
trans-1,2-Dichloroethene	ND		0.54	0.14	ppb v/v			10/07/14 00:25	1.35
1,2-Dichloropropane	ND		0.54	0.32	ppb v/v			10/07/14 00:25	1.35
cis-1,3-Dichloropropene	ND		0.54	0.14	ppb v/v			10/07/14 00:25	1.35
trans-1,3-Dichloropropene	ND		0.54	0.12	ppb v/v			10/07/14 00:25	1.35
Ethylbenzene	ND		0.54	0.085	ppb v/v			10/07/14 00:25	1.35
4-Ethyltoluene	ND		0.54	0.25	ppb v/v			10/07/14 00:25	1.35
Hexachlorobutadiene	ND		2.7	0.58	ppb v/v			10/07/14 00:25	1.35
2-Hexanone	0.15 J		0.54	0.12	ppb v/v			10/07/14 00:25	1.35
4-Methyl-2-pentanone (MIBK)	ND		0.54	0.18	ppb v/v			10/07/14 00:25	1.35
Methylene Chloride	0.31 J		0.54	0.097	ppb v/v			10/07/14 00:25	1.35
Styrene	ND		0.54	0.080	ppb v/v			10/07/14 00:25	1.35
1,1,2,2-Tetrachloroethane	ND		0.54	0.093	ppb v/v			10/07/14 00:25	1.35
Tetrachloroethene	52		0.54	0.069	ppb v/v			10/07/14 00:25	1.35
Toluene	1.5		0.54	0.069	ppb v/v			10/07/14 00:25	1.35
1,1,2-Trichloro-1,2,2-trifluoroethane	47		0.54	0.22	ppb v/v			10/07/14 00:25	1.35
1,2,4-Trichlorobenzene	ND		2.7	0.58	ppb v/v			10/07/14 00:25	1.35
1,1,1-Trichloroethane	13		0.41	0.088	ppb v/v			10/07/14 00:25	1.35
1,1,2-Trichloroethane	ND		0.54	0.090	ppb v/v			10/07/14 00:25	1.35
Trichloroethene	67		0.54	0.14	ppb v/v			10/07/14 00:25	1.35
1,2,4-Trimethylbenzene	ND		1.1	0.22	ppb v/v			10/07/14 00:25	1.35
1,3,5-Trimethylbenzene	ND		0.54	0.17	ppb v/v			10/07/14 00:25	1.35
Vinyl acetate	ND		1.1	0.20	ppb v/v			10/07/14 00:25	1.35
Vinyl chloride	ND		0.54	0.16	ppb v/v			10/07/14 00:25	1.35
m,p-Xylene	ND		1.1	0.14	ppb v/v			10/07/14 00:25	1.35
o-Xylene	ND		0.54	0.073	ppb v/v			10/07/14 00:25	1.35
Surrogate	%Recovery	Qualifier	Limits				Prepared	Analyzed	Dil Fac
4-Bromofluorobenzene (Surr)	95		70 - 130					10/07/14 00:25	1.35
1,2-Dichloroethane-d4 (Surr)	90		70 - 130					10/07/14 00:25	1.35
Toluene-d8 (Surr)	97		70 - 130					10/07/14 00:25	1.35

## Method: TO-15 - Volatile Organic Compounds in Ambient Air - DL

Analyte	Result	Qualifier	RL	MDL	Unit	D	Prepared	Analyzed	Dil Fac
Trichlorofluoromethane	110		1.1	0.53	ppb v/v			10/07/14 19:01	2.71

TestAmerica Sacramento

# Client Sample Results

Client: Sandia National Laboratories  
Project/Site: MWL SVM

TestAmerica Job ID: 320-9478-1

**Client Sample ID: 096528-001/MWL-SV05-50**

**Lab Sample ID: 320-9478-19**

**Date Collected: 09/11/14 10:32**

**Matrix: Air**

**Date Received: 09/18/14 09:15**

**Sample Container: Summa Canister 6L**

Surrogate	%Recovery	Qualifier	Limits	Prepared	Analyzed	Dil Fac
4-Bromofluorobenzene (Surr)	91		70 - 130		10/07/14 19:01	2.71
1,2-Dichloroethane-d4 (Surr)	90		70 - 130		10/07/14 19:01	2.71
Toluene-d8 (Surr)	97		70 - 130		10/07/14 19:01	2.71

**Client Sample ID: 096529-001/MWL-SV05-100**

**Lab Sample ID: 320-9478-20**

**Date Collected: 09/11/14 10:37**

**Matrix: Air**

**Date Received: 09/18/14 09:15**

**Sample Container: Summa Canister 3L**

## Method: TO-15 - Volatile Organic Compounds in Ambient Air

Analyte	Result	Qualifier	RL	MDL	Unit	D	Prepared	Analyzed	Dil Fac
Acetone	5.2	J B	11	0.38	ppb v/v			10/07/14 01:24	2.15
Benzene	0.56	J	0.86	0.17	ppb v/v			10/07/14 01:24	2.15
Benzyl chloride	ND		1.7	0.35	ppb v/v			10/07/14 01:24	2.15
Bromodichloromethane	ND		0.65	0.14	ppb v/v			10/07/14 01:24	2.15
Bromoform	ND		0.86	0.15	ppb v/v			10/07/14 01:24	2.15
Bromomethane	ND		1.7	0.72	ppb v/v			10/07/14 01:24	2.15
2-Butanone (MEK)	1.0	J	1.7	0.43	ppb v/v			10/07/14 01:24	2.15
Carbon disulfide	0.26	J	1.7	0.17	ppb v/v			10/07/14 01:24	2.15
Carbon tetrachloride	0.70	J	1.7	0.14	ppb v/v			10/07/14 01:24	2.15
Chlorobenzene	ND		0.65	0.14	ppb v/v			10/07/14 01:24	2.15
Chloroethane	ND		1.7	0.66	ppb v/v			10/07/14 01:24	2.15
Chloroform	2.1		0.65	0.20	ppb v/v			10/07/14 01:24	2.15
Chloromethane	ND		1.7	0.42	ppb v/v			10/07/14 01:24	2.15
Dibromochloromethane	ND		0.86	0.17	ppb v/v			10/07/14 01:24	2.15
1,2-Dibromoethane (EDB)	ND		1.7	0.16	ppb v/v			10/07/14 01:24	2.15
1,2-Dichloro-1,1,2,2-tetrafluoroethane	ND		0.86	0.33	ppb v/v			10/07/14 01:24	2.15
1,2-Dichlorobenzene	ND		0.86	0.28	ppb v/v			10/07/14 01:24	2.15
1,3-Dichlorobenzene	ND		0.86	0.24	ppb v/v			10/07/14 01:24	2.15
1,4-Dichlorobenzene	ND		0.86	0.32	ppb v/v			10/07/14 01:24	2.15
Dichlorodifluoromethane	66		0.86	0.31	ppb v/v			10/07/14 01:24	2.15
1,1-Dichloroethane	3.4		0.65	0.15	ppb v/v			10/07/14 01:24	2.15
1,2-Dichloroethane	ND		1.7	0.19	ppb v/v			10/07/14 01:24	2.15
1,1-Dichloroethene	23		1.7	0.28	ppb v/v			10/07/14 01:24	2.15
cis-1,2-Dichloroethene	1.6		0.86	0.19	ppb v/v			10/07/14 01:24	2.15
trans-1,2-Dichloroethene	ND		0.86	0.22	ppb v/v			10/07/14 01:24	2.15
1,2-Dichloropropane	ND		0.86	0.52	ppb v/v			10/07/14 01:24	2.15
cis-1,3-Dichloropropene	ND		0.86	0.22	ppb v/v			10/07/14 01:24	2.15
trans-1,3-Dichloropropene	ND		0.86	0.19	ppb v/v			10/07/14 01:24	2.15
Ethylbenzene	ND		0.86	0.14	ppb v/v			10/07/14 01:24	2.15
4-Ethyltoluene	ND		0.86	0.40	ppb v/v			10/07/14 01:24	2.15
Hexachlorobutadiene	ND		4.3	0.93	ppb v/v			10/07/14 01:24	2.15
2-Hexanone	ND		0.86	0.19	ppb v/v			10/07/14 01:24	2.15
4-Methyl-2-pentanone (MIBK)	ND		0.86	0.29	ppb v/v			10/07/14 01:24	2.15
Methylene Chloride	0.92		0.86	0.15	ppb v/v			10/07/14 01:24	2.15
Styrene	ND		0.86	0.13	ppb v/v			10/07/14 01:24	2.15
1,1,2,2-Tetrachloroethane	ND		0.86	0.15	ppb v/v			10/07/14 01:24	2.15
Tetrachloroethene	92		0.86	0.11	ppb v/v			10/07/14 01:24	2.15
Toluene	1.8		0.86	0.11	ppb v/v			10/07/14 01:24	2.15

TestAmerica Sacramento

# Client Sample Results

Client: Sandia National Laboratories  
Project/Site: MWL SVM

TestAmerica Job ID: 320-9478-1

Client Sample ID: 096529-001/MWL-SV05-100

Lab Sample ID: 320-9478-20

Date Collected: 09/11/14 10:37

Matrix: Air

Date Received: 09/18/14 09:15

Sample Container: Summa Canister 3L

## Method: TO-15 - Volatile Organic Compounds in Ambient Air (Continued)

Analyte	Result	Qualifier	RL	MDL	Unit	D	Prepared	Analyzed	Dil Fac
1,1,2-Trichloro-1,2,2-trifluoroethane	91		0.86	0.35	ppb v/v			10/07/14 01:24	2.15
1,2,4-Trichlorobenzene	ND		4.3	0.93	ppb v/v			10/07/14 01:24	2.15
1,1,1-Trichloroethane	12		0.65	0.14	ppb v/v			10/07/14 01:24	2.15
1,1,2-Trichloroethane	ND		0.86	0.14	ppb v/v			10/07/14 01:24	2.15
Trichlorofluoromethane	130		0.86	0.42	ppb v/v			10/07/14 01:24	2.15
1,2,4-Trimethylbenzene	ND		1.7	0.35	ppb v/v			10/07/14 01:24	2.15
1,3,5-Trimethylbenzene	ND		0.86	0.27	ppb v/v			10/07/14 01:24	2.15
Vinyl acetate	ND		1.7	0.31	ppb v/v			10/07/14 01:24	2.15
Vinyl chloride	ND		0.86	0.26	ppb v/v			10/07/14 01:24	2.15
m,p-Xylene	ND		1.7	0.22	ppb v/v			10/07/14 01:24	2.15
o-Xylene	ND		0.86	0.12	ppb v/v			10/07/14 01:24	2.15
Surrogate	%Recovery	Qualifier	Limits				Prepared	Analyzed	Dil Fac
4-Bromofluorobenzene (Surr)	95		70 - 130					10/07/14 01:24	2.15
1,2-Dichloroethane-d4 (Surr)	88		70 - 130					10/07/14 01:24	2.15
Toluene-d8 (Surr)	97		70 - 130					10/07/14 01:24	2.15

## Method: TO-15 - Volatile Organic Compounds in Ambient Air - DL

Analyte	Result	Qualifier	RL	MDL	Unit	D	Prepared	Analyzed	Dil Fac
Trichloroethene	140		1.7	0.45	ppb v/v			10/07/14 19:58	4.3
Surrogate	%Recovery	Qualifier	Limits				Prepared	Analyzed	Dil Fac
4-Bromofluorobenzene (Surr)	94		70 - 130					10/07/14 19:58	4.3
1,2-Dichloroethane-d4 (Surr)	91		70 - 130					10/07/14 19:58	4.3
Toluene-d8 (Surr)	97		70 - 130					10/07/14 19:58	4.3

Client Sample ID: 096530-001/MWL-SV05-200

Lab Sample ID: 320-9478-21

Date Collected: 09/11/14 10:40

Matrix: Air

Date Received: 09/18/14 09:15

Sample Container: Summa Canister 6L

## Method: TO-15 - Volatile Organic Compounds in Ambient Air

Analyte	Result	Qualifier	RL	MDL	Unit	D	Prepared	Analyzed	Dil Fac
Acetone	8.3	J B	13	0.45	ppb v/v			10/07/14 02:23	2.51
Benzene	0.34	J	1.0	0.20	ppb v/v			10/07/14 02:23	2.51
Benzyl chloride	ND		2.0	0.41	ppb v/v			10/07/14 02:23	2.51
Bromodichloromethane	ND		0.75	0.17	ppb v/v			10/07/14 02:23	2.51
Bromoform	ND		1.0	0.18	ppb v/v			10/07/14 02:23	2.51
Bromomethane	ND		2.0	0.84	ppb v/v			10/07/14 02:23	2.51
2-Butanone (MEK)	1.8	J	2.0	0.50	ppb v/v			10/07/14 02:23	2.51
Carbon disulfide	0.27	J	2.0	0.20	ppb v/v			10/07/14 02:23	2.51
Carbon tetrachloride	1.2	J	2.0	0.16	ppb v/v			10/07/14 02:23	2.51
Chlorobenzene	ND		0.75	0.16	ppb v/v			10/07/14 02:23	2.51
Chloroethane	ND		2.0	0.77	ppb v/v			10/07/14 02:23	2.51
Chloroform	1.9		0.75	0.24	ppb v/v			10/07/14 02:23	2.51
Chloromethane	ND		2.0	0.49	ppb v/v			10/07/14 02:23	2.51
Dibromochloromethane	ND		1.0	0.20	ppb v/v			10/07/14 02:23	2.51
1,2-Dibromoethane (EDB)	ND		2.0	0.19	ppb v/v			10/07/14 02:23	2.51
1,2-Dichloro-1,1,2,2-tetrafluoroethane	ND		1.0	0.39	ppb v/v			10/07/14 02:23	2.51

TestAmerica Sacramento



# Client Sample Results

Client: Sandia National Laboratories  
Project/Site: MWL SVM

TestAmerica Job ID: 320-9478-1

Client Sample ID: 096530-001/MWL-SV05-200

Lab Sample ID: 320-9478-21

Date Collected: 09/11/14 10:40

Matrix: Air

Date Received: 09/18/14 09:15

Sample Container: Summa Canister 6L

## Method: TO-15 - Volatile Organic Compounds in Ambient Air (Continued)

Analyte	Result	Qualifier	RL	MDL	Unit	D	Prepared	Analyzed	Dil Fac
1,2-Dichlorobenzene	ND		1.0	0.33	ppb v/v			10/07/14 02:23	2.51
1,3-Dichlorobenzene	ND		1.0	0.28	ppb v/v			10/07/14 02:23	2.51
1,4-Dichlorobenzene	ND		1.0	0.37	ppb v/v			10/07/14 02:23	2.51
Dichlorodifluoromethane	66		1.0	0.36	ppb v/v			10/07/14 02:23	2.51
1,1-Dichloroethane	4.9		0.75	0.18	ppb v/v			10/07/14 02:23	2.51
1,2-Dichloroethane	ND		2.0	0.22	ppb v/v			10/07/14 02:23	2.51
1,1-Dichloroethene	42		2.0	0.32	ppb v/v			10/07/14 02:23	2.51
cis-1,2-Dichloroethene	2.3		1.0	0.22	ppb v/v			10/07/14 02:23	2.51
trans-1,2-Dichloroethene	ND		1.0	0.25	ppb v/v			10/07/14 02:23	2.51
1,2-Dichloropropane	ND		1.0	0.60	ppb v/v			10/07/14 02:23	2.51
cis-1,3-Dichloropropene	ND		1.0	0.26	ppb v/v			10/07/14 02:23	2.51
trans-1,3-Dichloropropene	ND		1.0	0.22	ppb v/v			10/07/14 02:23	2.51
Ethylbenzene	ND		1.0	0.16	ppb v/v			10/07/14 02:23	2.51
4-Ethyltoluene	ND		1.0	0.47	ppb v/v			10/07/14 02:23	2.51
Hexachlorobutadiene	ND		5.0	1.1	ppb v/v			10/07/14 02:23	2.51
2-Hexanone	ND		1.0	0.22	ppb v/v			10/07/14 02:23	2.51
4-Methyl-2-pentanone (MIBK)	ND		1.0	0.34	ppb v/v			10/07/14 02:23	2.51
Methylene Chloride	2.5		1.0	0.18	ppb v/v			10/07/14 02:23	2.51
Styrene	ND		1.0	0.15	ppb v/v			10/07/14 02:23	2.51
1,1,2,2-Tetrachloroethane	ND		1.0	0.17	ppb v/v			10/07/14 02:23	2.51
Tetrachloroethene	140		1.0	0.13	ppb v/v			10/07/14 02:23	2.51
Toluene	4.2		1.0	0.13	ppb v/v			10/07/14 02:23	2.51
1,2,4-Trichlorobenzene	ND		5.0	1.1	ppb v/v			10/07/14 02:23	2.51
1,1,1-Trichloroethane	3.3		0.75	0.16	ppb v/v			10/07/14 02:23	2.51
1,1,2-Trichloroethane	ND		1.0	0.17	ppb v/v			10/07/14 02:23	2.51
Trichlorofluoromethane	72		1.0	0.49	ppb v/v			10/07/14 02:23	2.51
1,2,4-Trimethylbenzene	ND		2.0	0.41	ppb v/v			10/07/14 02:23	2.51
1,3,5-Trimethylbenzene	ND		1.0	0.31	ppb v/v			10/07/14 02:23	2.51
Vinyl acetate	ND		2.0	0.36	ppb v/v			10/07/14 02:23	2.51
Vinyl chloride	ND		1.0	0.30	ppb v/v			10/07/14 02:23	2.51
m,p-Xylene	ND		2.0	0.25	ppb v/v			10/07/14 02:23	2.51
o-Xylene	ND		1.0	0.14	ppb v/v			10/07/14 02:23	2.51

Surrogate	%Recovery	Qualifier	Limits	Prepared	Analyzed	Dil Fac
4-Bromofluorobenzene (Surr)	95		70 - 130		10/07/14 02:23	2.51
1,2-Dichloroethane-d4 (Surr)	89		70 - 130		10/07/14 02:23	2.51
Toluene-d8 (Surr)	97		70 - 130		10/07/14 02:23	2.51

## Method: TO-15 - Volatile Organic Compounds in Ambient Air - DL

Analyte	Result	Qualifier	RL	MDL	Unit	D	Prepared	Analyzed	Dil Fac
1,1,2-Trichloro-1,2,2-trifluoroethane	160		2.0	0.82	ppb v/v			10/07/14 20:51	5.03
Trichloroethene	200		2.0	0.53	ppb v/v			10/07/14 20:51	5.03

Surrogate	%Recovery	Qualifier	Limits	Prepared	Analyzed	Dil Fac
4-Bromofluorobenzene (Surr)	101		70 - 130		10/07/14 20:51	5.03
1,2-Dichloroethane-d4 (Surr)	90		70 - 130		10/07/14 20:51	5.03
Toluene-d8 (Surr)	93		70 - 130		10/07/14 20:51	5.03

TestAmerica Sacramento



# Client Sample Results

Client: Sandia National Laboratories  
Project/Site: MWL SVM

TestAmerica Job ID: 320-9478-1

Client Sample ID: 096531-001/MWL-SV05-300

Lab Sample ID: 320-9478-22

Date Collected: 09/11/14 10:44

Matrix: Air

Date Received: 09/18/14 09:15

Sample Container: Summa Canister 6L

## Method: TO-15 - Volatile Organic Compounds in Ambient Air

Analyte	Result	Qualifier	RL	MDL	Unit	D	Prepared	Analyzed	Dil Fac
Acetone	13	B	7.5	0.27	ppb v/v			10/07/14 03:22	1.5
Benzene	0.53	J	0.60	0.12	ppb v/v			10/07/14 03:22	1.5
Benzyl chloride	ND		1.2	0.24	ppb v/v			10/07/14 03:22	1.5
Bromodichloromethane	ND		0.45	0.099	ppb v/v			10/07/14 03:22	1.5
Bromoform	ND		0.60	0.11	ppb v/v			10/07/14 03:22	1.5
Bromomethane	ND		1.2	0.50	ppb v/v			10/07/14 03:22	1.5
2-Butanone (MEK)	2.0		1.2	0.30	ppb v/v			10/07/14 03:22	1.5
Carbon disulfide	3.1		1.2	0.12	ppb v/v			10/07/14 03:22	1.5
Carbon tetrachloride	0.87	J	1.2	0.096	ppb v/v			10/07/14 03:22	1.5
Chlorobenzene	ND		0.45	0.096	ppb v/v			10/07/14 03:22	1.5
Chloroethane	ND		1.2	0.46	ppb v/v			10/07/14 03:22	1.5
Chloroform	0.61		0.45	0.14	ppb v/v			10/07/14 03:22	1.5
Chloromethane	0.51	J	1.2	0.30	ppb v/v			10/07/14 03:22	1.5
Dibromochloromethane	ND		0.60	0.12	ppb v/v			10/07/14 03:22	1.5
1,2-Dibromoethane (EDB)	ND		1.2	0.11	ppb v/v			10/07/14 03:22	1.5
1,2-Dichloro-1,1,2,2-tetrafluoroethane	ND		0.60	0.23	ppb v/v			10/07/14 03:22	1.5
1,2-Dichlorobenzene	ND		0.60	0.20	ppb v/v			10/07/14 03:22	1.5
1,3-Dichlorobenzene	ND		0.60	0.17	ppb v/v			10/07/14 03:22	1.5
1,4-Dichlorobenzene	ND		0.60	0.22	ppb v/v			10/07/14 03:22	1.5
Dichlorodifluoromethane	24		0.60	0.22	ppb v/v			10/07/14 03:22	1.5
1,1-Dichloroethane	1.2		0.45	0.11	ppb v/v			10/07/14 03:22	1.5
1,2-Dichloroethane	ND		1.2	0.13	ppb v/v			10/07/14 03:22	1.5
1,1-Dichloroethene	20		1.2	0.19	ppb v/v			10/07/14 03:22	1.5
cis-1,2-Dichloroethene	0.89		0.60	0.13	ppb v/v			10/07/14 03:22	1.5
trans-1,2-Dichloroethene	ND		0.60	0.15	ppb v/v			10/07/14 03:22	1.5
1,2-Dichloropropane	ND		0.60	0.36	ppb v/v			10/07/14 03:22	1.5
cis-1,3-Dichloropropene	ND		0.60	0.16	ppb v/v			10/07/14 03:22	1.5
trans-1,3-Dichloropropene	ND		0.60	0.13	ppb v/v			10/07/14 03:22	1.5
Ethylbenzene	ND		0.60	0.095	ppb v/v			10/07/14 03:22	1.5
4-Ethyltoluene	ND		0.60	0.28	ppb v/v			10/07/14 03:22	1.5
Hexachlorobutadiene	ND		3.0	0.65	ppb v/v			10/07/14 03:22	1.5
2-Hexanone	0.13	J	0.60	0.13	ppb v/v			10/07/14 03:22	1.5
4-Methyl-2-pentanone (MIBK)	ND		0.60	0.20	ppb v/v			10/07/14 03:22	1.5
Methylene Chloride	0.72		0.60	0.11	ppb v/v			10/07/14 03:22	1.5
Styrene	ND		0.60	0.089	ppb v/v			10/07/14 03:22	1.5
1,1,2,2-Tetrachloroethane	ND		0.60	0.10	ppb v/v			10/07/14 03:22	1.5
Tetrachloroethene	90		0.60	0.077	ppb v/v			10/07/14 03:22	1.5
Toluene	6.1		0.60	0.077	ppb v/v			10/07/14 03:22	1.5
1,1,2-Trichloro-1,2,2-trifluoroethane	73		0.60	0.24	ppb v/v			10/07/14 03:22	1.5
1,2,4-Trichlorobenzene	ND		3.0	0.65	ppb v/v			10/07/14 03:22	1.5
1,1,1-Trichloroethane	0.90		0.45	0.098	ppb v/v			10/07/14 03:22	1.5
1,1,2-Trichloroethane	ND		0.60	0.10	ppb v/v			10/07/14 03:22	1.5
Trichlorofluoromethane	19		0.60	0.29	ppb v/v			10/07/14 03:22	1.5
1,2,4-Trimethylbenzene	ND		1.2	0.24	ppb v/v			10/07/14 03:22	1.5
1,3,5-Trimethylbenzene	ND		0.60	0.19	ppb v/v			10/07/14 03:22	1.5
Vinyl acetate	ND		1.2	0.22	ppb v/v			10/07/14 03:22	1.5
Vinyl chloride	ND		0.60	0.18	ppb v/v			10/07/14 03:22	1.5
m,p-Xylene	0.16	J	1.2	0.15	ppb v/v			10/07/14 03:22	1.5

TestAmerica Sacramento

# Client Sample Results

Client: Sandia National Laboratories  
Project/Site: MWL SVM

TestAmerica Job ID: 320-9478-1

**Client Sample ID: 096531-001/MWL-SV05-300**

**Lab Sample ID: 320-9478-22**

**Date Collected: 09/11/14 10:44**

**Matrix: Air**

**Date Received: 09/18/14 09:15**

**Sample Container: Summa Canister 6L**

## Method: TO-15 - Volatile Organic Compounds in Ambient Air (Continued)

Analyte	Result	Qualifier	RL	MDL	Unit	D	Prepared	Analyzed	Dil Fac
<b>o-Xylene</b>	<b>0.085</b>	<b>J</b>	0.60	0.081	ppb v/v			10/07/14 03:22	1.5
Surrogate	%Recovery	Qualifier	Limits				Prepared	Analyzed	Dil Fac
4-Bromofluorobenzene (Surr)	99		70 - 130					10/07/14 03:22	1.5
1,2-Dichloroethane-d4 (Surr)	87		70 - 130					10/07/14 03:22	1.5
Toluene-d8 (Surr)	96		70 - 130					10/07/14 03:22	1.5

## Method: TO-15 - Volatile Organic Compounds in Ambient Air - DL

Analyte	Result	Qualifier	RL	MDL	Unit	D	Prepared	Analyzed	Dil Fac
<b>Trichloroethene</b>	<b>100</b>		1.2	0.32	ppb v/v			10/07/14 21:48	3
Surrogate	%Recovery	Qualifier	Limits				Prepared	Analyzed	Dil Fac
4-Bromofluorobenzene (Surr)	97		70 - 130					10/07/14 21:48	3
1,2-Dichloroethane-d4 (Surr)	91		70 - 130					10/07/14 21:48	3
Toluene-d8 (Surr)	98		70 - 130					10/07/14 21:48	3

**Client Sample ID: 096532-001/MWL-SV05-400**

**Lab Sample ID: 320-9478-23**

**Date Collected: 09/11/14 10:50**

**Matrix: Air**

**Date Received: 09/18/14 09:15**

**Sample Container: Summa Canister 6L**

## Method: TO-15 - Volatile Organic Compounds in Ambient Air

Analyte	Result	Qualifier	RL	MDL	Unit	D	Prepared	Analyzed	Dil Fac
<b>Acetone</b>	<b>14</b>	<b>J B</b>	15	0.52	ppb v/v			10/07/14 04:19	2.94
<b>Benzene</b>	<b>0.99</b>	<b>J</b>	1.2	0.23	ppb v/v			10/07/14 04:19	2.94
Benzyl chloride	ND		2.4	0.48	ppb v/v			10/07/14 04:19	2.94
Bromodichloromethane	ND		0.88	0.19	ppb v/v			10/07/14 04:19	2.94
Bromoform	ND		1.2	0.21	ppb v/v			10/07/14 04:19	2.94
Bromomethane	ND		2.4	0.98	ppb v/v			10/07/14 04:19	2.94
<b>2-Butanone (MEK)</b>	<b>2.2</b>	<b>J</b>	2.4	0.59	ppb v/v			10/07/14 04:19	2.94
<b>Carbon disulfide</b>	<b>1.2</b>	<b>J</b>	2.4	0.23	ppb v/v			10/07/14 04:19	2.94
<b>Carbon tetrachloride</b>	<b>0.49</b>	<b>J</b>	2.4	0.19	ppb v/v			10/07/14 04:19	2.94
Chlorobenzene	ND		0.88	0.19	ppb v/v			10/07/14 04:19	2.94
Chloroethane	ND		2.4	0.91	ppb v/v			10/07/14 04:19	2.94
<b>Chloroform</b>	<b>0.54</b>	<b>J</b>	0.88	0.28	ppb v/v			10/07/14 04:19	2.94
<b>Chloromethane</b>	<b>1.7</b>	<b>J</b>	2.4	0.58	ppb v/v			10/07/14 04:19	2.94
Dibromochloromethane	ND		1.2	0.23	ppb v/v			10/07/14 04:19	2.94
1,2-Dibromoethane (EDB)	ND		2.4	0.22	ppb v/v			10/07/14 04:19	2.94
1,2-Dichloro-1,1,2,2-tetrafluoroethane	ND		1.2	0.46	ppb v/v			10/07/14 04:19	2.94
1,2-Dichlorobenzene	ND		1.2	0.38	ppb v/v			10/07/14 04:19	2.94
1,3-Dichlorobenzene	ND		1.2	0.32	ppb v/v			10/07/14 04:19	2.94
1,4-Dichlorobenzene	ND		1.2	0.44	ppb v/v			10/07/14 04:19	2.94
<b>Dichlorodifluoromethane</b>	<b>15</b>		1.2	0.43	ppb v/v			10/07/14 04:19	2.94
<b>1,1-Dichloroethane</b>	<b>1.2</b>		0.88	0.21	ppb v/v			10/07/14 04:19	2.94
1,2-Dichloroethane	ND		2.4	0.26	ppb v/v			10/07/14 04:19	2.94
<b>1,1-Dichloroethene</b>	<b>14</b>		2.4	0.38	ppb v/v			10/07/14 04:19	2.94
<b>cis-1,2-Dichloroethene</b>	<b>0.82</b>	<b>J</b>	1.2	0.26	ppb v/v			10/07/14 04:19	2.94
trans-1,2-Dichloroethene	ND		1.2	0.29	ppb v/v			10/07/14 04:19	2.94
1,2-Dichloropropane	ND		1.2	0.71	ppb v/v			10/07/14 04:19	2.94

TestAmerica Sacramento

# Client Sample Results

Client: Sandia National Laboratories  
Project/Site: MWL SVM

TestAmerica Job ID: 320-9478-1

Client Sample ID: 096532-001/MWL-SV05-400

Lab Sample ID: 320-9478-23

Date Collected: 09/11/14 10:50

Matrix: Air

Date Received: 09/18/14 09:15

Sample Container: Summa Canister 6L

## Method: TO-15 - Volatile Organic Compounds in Ambient Air (Continued)

Analyte	Result	Qualifier	RL	MDL	Unit	D	Prepared	Analyzed	Dil Fac
cis-1,3-Dichloropropene	ND		1.2	0.31	ppb v/v			10/07/14 04:19	2.94
trans-1,3-Dichloropropene	ND		1.2	0.26	ppb v/v			10/07/14 04:19	2.94
Ethylbenzene	ND		1.2	0.19	ppb v/v			10/07/14 04:19	2.94
4-Ethyltoluene	ND		1.2	0.55	ppb v/v			10/07/14 04:19	2.94
Hexachlorobutadiene	ND		5.9	1.3	ppb v/v			10/07/14 04:19	2.94
2-Hexanone	ND		1.2	0.26	ppb v/v			10/07/14 04:19	2.94
4-Methyl-2-pentanone (MIBK)	ND		1.2	0.40	ppb v/v			10/07/14 04:19	2.94
Methylene Chloride	0.71	J	1.2	0.21	ppb v/v			10/07/14 04:19	2.94
Styrene	ND		1.2	0.17	ppb v/v			10/07/14 04:19	2.94
1,1,2,2-Tetrachloroethane	ND		1.2	0.20	ppb v/v			10/07/14 04:19	2.94
Tetrachloroethene	100		1.2	0.15	ppb v/v			10/07/14 04:19	2.94
1,1,2-Trichloro-1,2,2-trifluoroethane	40		1.2	0.48	ppb v/v			10/07/14 04:19	2.94
1,2,4-Trichlorobenzene	ND		5.9	1.3	ppb v/v			10/07/14 04:19	2.94
1,1,1-Trichloroethane	1.1		0.88	0.19	ppb v/v			10/07/14 04:19	2.94
1,1,2-Trichloroethane	ND		1.2	0.20	ppb v/v			10/07/14 04:19	2.94
Trichloroethene	94		1.2	0.31	ppb v/v			10/07/14 04:19	2.94
Trichlorofluoromethane	18		1.2	0.58	ppb v/v			10/07/14 04:19	2.94
1,2,4-Trimethylbenzene	ND		2.4	0.48	ppb v/v			10/07/14 04:19	2.94
1,3,5-Trimethylbenzene	ND		1.2	0.37	ppb v/v			10/07/14 04:19	2.94
Vinyl acetate	ND		2.4	0.43	ppb v/v			10/07/14 04:19	2.94
Vinyl chloride	ND		1.2	0.35	ppb v/v			10/07/14 04:19	2.94
m,p-Xylene	ND		2.4	0.29	ppb v/v			10/07/14 04:19	2.94
o-Xylene	ND		1.2	0.16	ppb v/v			10/07/14 04:19	2.94

Surrogate	%Recovery	Qualifier	Limits	Prepared	Analyzed	Dil Fac
4-Bromofluorobenzene (Surr)	97		70 - 130		10/07/14 04:19	2.94
1,2-Dichloroethane-d4 (Surr)	88		70 - 130		10/07/14 04:19	2.94
Toluene-d8 (Surr)	96		70 - 130		10/07/14 04:19	2.94

## Method: TO-15 - Volatile Organic Compounds in Ambient Air - DL

Analyte	Result	Qualifier	RL	MDL	Unit	D	Prepared	Analyzed	Dil Fac
Toluene	250		2.4	0.30	ppb v/v			10/07/14 22:44	5.88

Surrogate	%Recovery	Qualifier	Limits	Prepared	Analyzed	Dil Fac
4-Bromofluorobenzene (Surr)	94		70 - 130		10/07/14 22:44	5.88
1,2-Dichloroethane-d4 (Surr)	90		70 - 130		10/07/14 22:44	5.88
Toluene-d8 (Surr)	99		70 - 130		10/07/14 22:44	5.88

Client Sample ID: 096533-001/MWL-FB5

Lab Sample ID: 320-9478-24

Date Collected: 09/11/14 10:30

Matrix: Air

Date Received: 09/18/14 09:15

Sample Container: Summa Canister 6L

## Method: TO-15 - Volatile Organic Compounds in Ambient Air

Analyte	Result	Qualifier	RL	MDL	Unit	D	Prepared	Analyzed	Dil Fac
Acetone	1.2	J B	6.4	0.23	ppb v/v			10/07/14 05:20	1.28
Benzene	0.42	J	0.51	0.10	ppb v/v			10/07/14 05:20	1.28
Benzyl chloride	ND		1.0	0.21	ppb v/v			10/07/14 05:20	1.28
Bromodichloromethane	ND		0.38	0.084	ppb v/v			10/07/14 05:20	1.28

TestAmerica Sacramento

# Client Sample Results

Client: Sandia National Laboratories  
Project/Site: MWL SVM

TestAmerica Job ID: 320-9478-1

**Client Sample ID: 096533-001/MWL-FB5**

**Lab Sample ID: 320-9478-24**

**Date Collected: 09/11/14 10:30**

**Matrix: Air**

**Date Received: 09/18/14 09:15**

**Sample Container: Summa Canister 6L**

## Method: TO-15 - Volatile Organic Compounds in Ambient Air (Continued)

Analyte	Result	Qualifier	RL	MDL	Unit	D	Prepared	Analyzed	Dil Fac
Bromoform	ND		0.51	0.090	ppb v/v			10/07/14 05:20	1.28
Bromomethane	ND		1.0	0.43	ppb v/v			10/07/14 05:20	1.28
2-Butanone (MEK)	ND		1.0	0.25	ppb v/v			10/07/14 05:20	1.28
Carbon disulfide	ND		1.0	0.10	ppb v/v			10/07/14 05:20	1.28
Carbon tetrachloride	ND		1.0	0.082	ppb v/v			10/07/14 05:20	1.28
Chlorobenzene	ND		0.38	0.082	ppb v/v			10/07/14 05:20	1.28
Chloroethane	ND		1.0	0.39	ppb v/v			10/07/14 05:20	1.28
Chloroform	ND		0.38	0.12	ppb v/v			10/07/14 05:20	1.28
Chloromethane	ND		1.0	0.25	ppb v/v			10/07/14 05:20	1.28
Dibromochloromethane	ND		0.51	0.10	ppb v/v			10/07/14 05:20	1.28
1,2-Dibromoethane (EDB)	ND		1.0	0.096	ppb v/v			10/07/14 05:20	1.28
1,2-Dichloro-1,1,2,2-tetrafluoroethane	ND		0.51	0.20	ppb v/v			10/07/14 05:20	1.28
1,2-Dichlorobenzene	ND		0.51	0.17	ppb v/v			10/07/14 05:20	1.28
1,3-Dichlorobenzene	ND		0.51	0.14	ppb v/v			10/07/14 05:20	1.28
1,4-Dichlorobenzene	ND		0.51	0.19	ppb v/v			10/07/14 05:20	1.28
Dichlorodifluoromethane	ND		0.51	0.19	ppb v/v			10/07/14 05:20	1.28
1,1-Dichloroethane	ND		0.38	0.092	ppb v/v			10/07/14 05:20	1.28
1,2-Dichloroethane	ND		1.0	0.11	ppb v/v			10/07/14 05:20	1.28
1,1-Dichloroethene	ND		1.0	0.17	ppb v/v			10/07/14 05:20	1.28
cis-1,2-Dichloroethene	ND		0.51	0.11	ppb v/v			10/07/14 05:20	1.28
trans-1,2-Dichloroethene	ND		0.51	0.13	ppb v/v			10/07/14 05:20	1.28
1,2-Dichloropropane	ND		0.51	0.31	ppb v/v			10/07/14 05:20	1.28
cis-1,3-Dichloropropene	ND		0.51	0.13	ppb v/v			10/07/14 05:20	1.28
trans-1,3-Dichloropropene	ND		0.51	0.11	ppb v/v			10/07/14 05:20	1.28
Ethylbenzene	ND		0.51	0.081	ppb v/v			10/07/14 05:20	1.28
4-Ethyltoluene	ND		0.51	0.24	ppb v/v			10/07/14 05:20	1.28
Hexachlorobutadiene	ND		2.6	0.55	ppb v/v			10/07/14 05:20	1.28
2-Hexanone	ND		0.51	0.11	ppb v/v			10/07/14 05:20	1.28
4-Methyl-2-pentanone (MIBK)	ND		0.51	0.17	ppb v/v			10/07/14 05:20	1.28
Methylene Chloride	ND		0.51	0.092	ppb v/v			10/07/14 05:20	1.28
Styrene	ND		0.51	0.076	ppb v/v			10/07/14 05:20	1.28
1,1,2,2-Tetrachloroethane	ND		0.51	0.088	ppb v/v			10/07/14 05:20	1.28
Tetrachloroethene	ND		0.51	0.065	ppb v/v			10/07/14 05:20	1.28
<b>Toluene</b>	<b>0.11</b>	<b>J</b>	0.51	0.065	ppb v/v			10/07/14 05:20	1.28
1,1,2-Trichloro-1,2,2-trifluoroethane	ND		0.51	0.21	ppb v/v			10/07/14 05:20	1.28
1,2,4-Trichlorobenzene	ND		2.6	0.55	ppb v/v			10/07/14 05:20	1.28
1,1,1-Trichloroethane	ND		0.38	0.083	ppb v/v			10/07/14 05:20	1.28
1,1,2-Trichloroethane	ND		0.51	0.086	ppb v/v			10/07/14 05:20	1.28
Trichloroethene	ND		0.51	0.13	ppb v/v			10/07/14 05:20	1.28
Trichlorofluoromethane	ND		0.51	0.25	ppb v/v			10/07/14 05:20	1.28
1,2,4-Trimethylbenzene	ND		1.0	0.21	ppb v/v			10/07/14 05:20	1.28
1,3,5-Trimethylbenzene	ND		0.51	0.16	ppb v/v			10/07/14 05:20	1.28
Vinyl acetate	ND		1.0	0.19	ppb v/v			10/07/14 05:20	1.28
Vinyl chloride	ND		0.51	0.15	ppb v/v			10/07/14 05:20	1.28
m,p-Xylene	ND		1.0	0.13	ppb v/v			10/07/14 05:20	1.28
o-Xylene	ND		0.51	0.069	ppb v/v			10/07/14 05:20	1.28

Surrogate	%Recovery	Qualifier	Limits	Prepared	Analyzed	Dil Fac
4-Bromofluorobenzene (Surr)	94		70 - 130		10/07/14 05:20	1.28

TestAmerica Sacramento

## Client Sample Results

Client: Sandia National Laboratories  
Project/Site: MWL SVM

TestAmerica Job ID: 320-9478-1

**Client Sample ID: 096533-001/MWL-FB5**

**Lab Sample ID: 320-9478-24**

**Date Collected: 09/11/14 10:30**

**Matrix: Air**

**Date Received: 09/18/14 09:15**

**Sample Container: Summa Canister 6L**

**Method: TO-15 - Volatile Organic Compounds in Ambient Air (Continued)**

<i>Surrogate</i>	<i>%Recovery</i>	<i>Qualifier</i>	<i>Limits</i>	<i>Prepared</i>	<i>Analyzed</i>	<i>Dil Fac</i>
1,2-Dichloroethane-d4 (Surr)	88		70 - 130		10/07/14 05:20	1.28
Toluene-d8 (Surr)	95		70 - 130		10/07/14 05:20	1.28

**OCTOBER 2014 SOIL-VAPOR SAMPLING RESULTS**  
**CERTIFICATES OF ANALYSIS**

# Client Sample Results

Client: Sandia National Laboratories  
Project/Site: MWL SVM

TestAmerica Job ID: 320-10172-1

**Client Sample ID: 096712-001/MWL-SV01-42.5**

**Lab Sample ID: 320-10172-1**

**Date Collected: 10/22/14 08:41**

**Matrix: Air**

**Date Received: 10/30/14 10:00**

**Sample Container: Summa Canister 6L**

## Method: TO-15 - Volatile Organic Compounds in Ambient Air

Analyte	Result	Qualifier	RL	MDL	Unit	D	Prepared	Analyzed	Dil Fac
Acetone	ND		120	4.3	ppb v/v			11/15/14 02:15	24
Benzene	ND		9.6	1.9	ppb v/v			11/15/14 02:15	24
Benzyl chloride	ND		19	3.9	ppb v/v			11/15/14 02:15	24
Bromodichloromethane	ND		7.2	1.6	ppb v/v			11/15/14 02:15	24
Bromoform	ND		9.6	1.7	ppb v/v			11/15/14 02:15	24
Bromomethane	ND		19	8.0	ppb v/v			11/15/14 02:15	24
2-Butanone (MEK)	ND		19	4.8	ppb v/v			11/15/14 02:15	24
Carbon disulfide	ND		19	1.9	ppb v/v			11/15/14 02:15	24
Carbon tetrachloride	ND		19	1.5	ppb v/v			11/15/14 02:15	24
Chlorobenzene	ND		7.2	1.5	ppb v/v			11/15/14 02:15	24
Chloroethane	ND		19	7.4	ppb v/v			11/15/14 02:15	24
<b>Chloroform</b>	<b>12</b>		7.2	2.3	ppb v/v			11/15/14 02:15	24
Chloromethane	ND		19	4.7	ppb v/v			11/15/14 02:15	24
Dibromochloromethane	ND		9.6	1.9	ppb v/v			11/15/14 02:15	24
1,2-Dibromoethane (EDB)	ND		19	1.8	ppb v/v			11/15/14 02:15	24
1,2-Dichloro-1,1,2,2-tetrafluoroethane	ND		9.6	3.7	ppb v/v			11/15/14 02:15	24
1,2-Dichlorobenzene	ND		9.6	3.1	ppb v/v			11/15/14 02:15	24
1,3-Dichlorobenzene	ND		9.6	2.6	ppb v/v			11/15/14 02:15	24
1,4-Dichlorobenzene	ND		9.6	3.6	ppb v/v			11/15/14 02:15	24
<b>Dichlorodifluoromethane</b>	<b>110</b>		9.6	3.5	ppb v/v			11/15/14 02:15	24
<b>1,1-Dichloroethane</b>	<b>2.7 J</b>		7.2	1.7	ppb v/v			11/15/14 02:15	24
1,2-Dichloroethane	ND		19	2.1	ppb v/v			11/15/14 02:15	24
<b>1,1-Dichloroethene</b>	<b>10 J</b>		19	3.1	ppb v/v			11/15/14 02:15	24
cis-1,2-Dichloroethene	ND		9.6	2.1	ppb v/v			11/15/14 02:15	24
trans-1,2-Dichloroethene	ND		9.6	2.4	ppb v/v			11/15/14 02:15	24
1,2-Dichloropropane	ND		9.6	5.8	ppb v/v			11/15/14 02:15	24
cis-1,3-Dichloropropene	ND		9.6	2.5	ppb v/v			11/15/14 02:15	24
trans-1,3-Dichloropropene	ND		9.6	2.1	ppb v/v			11/15/14 02:15	24
Ethylbenzene	ND		9.6	1.5	ppb v/v			11/15/14 02:15	24
4-Ethyltoluene	ND		9.6	4.5	ppb v/v			11/15/14 02:15	24
Hexachlorobutadiene	ND		48	10	ppb v/v			11/15/14 02:15	24
2-Hexanone	ND		9.6	2.1	ppb v/v			11/15/14 02:15	24
4-Methyl-2-pentanone (MIBK)	ND		9.6	3.2	ppb v/v			11/15/14 02:15	24
Methylene Chloride	ND		9.6	1.7	ppb v/v			11/15/14 02:15	24
Styrene	ND		9.6	1.4	ppb v/v			11/15/14 02:15	24
1,1,2,2-Tetrachloroethane	ND		9.6	1.7	ppb v/v			11/15/14 02:15	24
<b>Tetrachloroethene</b>	<b>400</b>		9.6	1.2	ppb v/v			11/15/14 02:15	24
Toluene	ND		9.6	1.2	ppb v/v			11/15/14 02:15	24
<b>1,1,2-Trichloro-1,2,2-trifluoroethane</b>	<b>100</b>		9.6	3.9	ppb v/v			11/15/14 02:15	24
1,2,4-Trichlorobenzene	ND		48	10	ppb v/v			11/15/14 02:15	24
<b>1,1,1-Trichloroethane</b>	<b>54</b>		7.2	1.6	ppb v/v			11/15/14 02:15	24
1,1,2-Trichloroethane	ND		9.6	1.6	ppb v/v			11/15/14 02:15	24
<b>Trichloroethene</b>	<b>90</b>		9.6	2.5	ppb v/v			11/15/14 02:15	24
<b>Trichlorofluoromethane</b>	<b>230</b>		9.6	4.7	ppb v/v			11/15/14 02:15	24
1,2,4-Trimethylbenzene	ND		19	3.9	ppb v/v			11/15/14 02:15	24
1,3,5-Trimethylbenzene	ND		9.6	3.0	ppb v/v			11/15/14 02:15	24
Vinyl acetate	ND		19	3.5	ppb v/v			11/15/14 02:15	24

TestAmerica Sacramento

# Client Sample Results

Client: Sandia National Laboratories  
Project/Site: MWL SVM

TestAmerica Job ID: 320-10172-1

**Client Sample ID: 096712-001/MWL-SV01-42.5**

**Lab Sample ID: 320-10172-1**

**Date Collected: 10/22/14 08:41**

**Matrix: Air**

**Date Received: 10/30/14 10:00**

**Sample Container: Summa Canister 6L**

## Method: TO-15 - Volatile Organic Compounds in Ambient Air (Continued)

Analyte	Result	Qualifier	RL	MDL	Unit	D	Prepared	Analyzed	Dil Fac
Vinyl chloride	ND		9.6	2.9	ppb v/v			11/15/14 02:15	24
m,p-Xylene	ND		19	2.4	ppb v/v			11/15/14 02:15	24
o-Xylene	ND		9.6	1.3	ppb v/v			11/15/14 02:15	24
Surrogate	%Recovery	Qualifier	Limits				Prepared	Analyzed	Dil Fac
4-Bromofluorobenzene (Surr)	98		70 - 130					11/15/14 02:15	24
1,2-Dichloroethane-d4 (Surr)	107		70 - 130					11/15/14 02:15	24
Toluene-d8 (Surr)	97		70 - 130					11/15/14 02:15	24

**Client Sample ID: 096713-001/MWL-SV-FB1**

**Lab Sample ID: 320-10172-2**

**Date Collected: 10/22/14 08:52**

**Matrix: Air**

**Date Received: 10/30/14 10:00**

**Sample Container: Summa Canister 6L**

## Method: TO-15 - Volatile Organic Compounds in Ambient Air

Analyte	Result	Qualifier	RL	MDL	Unit	D	Prepared	Analyzed	Dil Fac
Acetone	0.75	J	5.0	0.18	ppb v/v			11/15/14 03:05	1
Benzene	ND		0.40	0.079	ppb v/v			11/15/14 03:05	1
Benzyl chloride	ND		0.80	0.16	ppb v/v			11/15/14 03:05	1
Bromodichloromethane	ND		0.30	0.066	ppb v/v			11/15/14 03:05	1
Bromoform	ND		0.40	0.070	ppb v/v			11/15/14 03:05	1
Bromomethane	ND		0.80	0.34	ppb v/v			11/15/14 03:05	1
2-Butanone (MEK)	ND		0.80	0.20	ppb v/v			11/15/14 03:05	1
Carbon disulfide	ND		0.80	0.078	ppb v/v			11/15/14 03:05	1
Carbon tetrachloride	ND		0.80	0.064	ppb v/v			11/15/14 03:05	1
Chlorobenzene	ND		0.30	0.064	ppb v/v			11/15/14 03:05	1
Chloroethane	ND		0.80	0.31	ppb v/v			11/15/14 03:05	1
Chloroform	ND		0.30	0.095	ppb v/v			11/15/14 03:05	1
Chloromethane	ND		0.80	0.20	ppb v/v			11/15/14 03:05	1
Dibromochloromethane	ND		0.40	0.079	ppb v/v			11/15/14 03:05	1
1,2-Dibromoethane (EDB)	ND		0.80	0.075	ppb v/v			11/15/14 03:05	1
1,2-Dichloro-1,1,2,2-tetrafluoroethane	ND		0.40	0.16	ppb v/v			11/15/14 03:05	1
1,2-Dichlorobenzene	ND		0.40	0.13	ppb v/v			11/15/14 03:05	1
1,3-Dichlorobenzene	ND		0.40	0.11	ppb v/v			11/15/14 03:05	1
1,4-Dichlorobenzene	ND		0.40	0.15	ppb v/v			11/15/14 03:05	1
Dichlorodifluoromethane	ND		0.40	0.15	ppb v/v			11/15/14 03:05	1
1,1-Dichloroethane	ND		0.30	0.072	ppb v/v			11/15/14 03:05	1
1,2-Dichloroethane	ND		0.80	0.088	ppb v/v			11/15/14 03:05	1
1,1-Dichloroethene	ND		0.80	0.13	ppb v/v			11/15/14 03:05	1
cis-1,2-Dichloroethene	ND		0.40	0.089	ppb v/v			11/15/14 03:05	1
trans-1,2-Dichloroethene	ND		0.40	0.10	ppb v/v			11/15/14 03:05	1
1,2-Dichloropropane	ND		0.40	0.24	ppb v/v			11/15/14 03:05	1
cis-1,3-Dichloropropene	ND		0.40	0.10	ppb v/v			11/15/14 03:05	1
trans-1,3-Dichloropropene	ND		0.40	0.088	ppb v/v			11/15/14 03:05	1
Ethylbenzene	ND		0.40	0.063	ppb v/v			11/15/14 03:05	1
4-Ethyltoluene	ND		0.40	0.19	ppb v/v			11/15/14 03:05	1
Hexachlorobutadiene	ND		2.0	0.43	ppb v/v			11/15/14 03:05	1
2-Hexanone	ND		0.40	0.087	ppb v/v			11/15/14 03:05	1
4-Methyl-2-pentanone (MIBK)	ND		0.40	0.14	ppb v/v			11/15/14 03:05	1

TestAmerica Sacramento



# Client Sample Results

Client: Sandia National Laboratories  
Project/Site: MWL SVM

TestAmerica Job ID: 320-10172-1

**Client Sample ID: 096713-001/MWL-SV-FB1**

**Lab Sample ID: 320-10172-2**

**Date Collected: 10/22/14 08:52**

**Matrix: Air**

**Date Received: 10/30/14 10:00**

**Sample Container: Summa Canister 6L**

## Method: TO-15 - Volatile Organic Compounds in Ambient Air (Continued)

Analyte	Result	Qualifier	RL	MDL	Unit	D	Prepared	Analyzed	Dil Fac
Methylene Chloride	ND		0.40	0.072	ppb v/v			11/15/14 03:05	1
Styrene	ND		0.40	0.059	ppb v/v			11/15/14 03:05	1
1,1,2,2-Tetrachloroethane	ND		0.40	0.069	ppb v/v			11/15/14 03:05	1
Tetrachloroethene	ND		0.40	0.051	ppb v/v			11/15/14 03:05	1
<b>Toluene</b>	<b>0.065</b>	<b>J</b>	0.40	0.051	ppb v/v			11/15/14 03:05	1
1,1,2-Trichloro-1,2,2-trifluoroethane	ND		0.40	0.16	ppb v/v			11/15/14 03:05	1
1,2,4-Trichlorobenzene	ND		2.0	0.43	ppb v/v			11/15/14 03:05	1
1,1,1-Trichloroethane	ND		0.30	0.065	ppb v/v			11/15/14 03:05	1
1,1,2-Trichloroethane	ND		0.40	0.067	ppb v/v			11/15/14 03:05	1
Trichloroethene	ND		0.40	0.11	ppb v/v			11/15/14 03:05	1
Trichlorofluoromethane	ND		0.40	0.20	ppb v/v			11/15/14 03:05	1
1,2,4-Trimethylbenzene	ND		0.80	0.16	ppb v/v			11/15/14 03:05	1
1,3,5-Trimethylbenzene	ND		0.40	0.13	ppb v/v			11/15/14 03:05	1
Vinyl acetate	ND		0.80	0.15	ppb v/v			11/15/14 03:05	1
Vinyl chloride	ND		0.40	0.12	ppb v/v			11/15/14 03:05	1
m,p-Xylene	ND		0.80	0.10	ppb v/v			11/15/14 03:05	1
o-Xylene	ND		0.40	0.054	ppb v/v			11/15/14 03:05	1
Surrogate	%Recovery	Qualifier	Limits				Prepared	Analyzed	Dil Fac
4-Bromofluorobenzene (Surr)	97		70 - 130					11/15/14 03:05	1
1,2-Dichloroethane-d4 (Surr)	99		70 - 130					11/15/14 03:05	1
Toluene-d8 (Surr)	104		70 - 130					11/15/14 03:05	1

**Client Sample ID: 096714-001/MWL-SV02-41.5**

**Lab Sample ID: 320-10172-3**

**Date Collected: 10/22/14 08:31**

**Matrix: Air**

**Date Received: 10/30/14 10:00**

**Sample Container: Summa Canister 6L**

## Method: TO-15 - Volatile Organic Compounds in Ambient Air

Analyte	Result	Qualifier	RL	MDL	Unit	D	Prepared	Analyzed	Dil Fac
<b>Acetone</b>	<b>2.8</b>	<b>J</b>	45	1.6	ppb v/v			11/15/14 03:48	9.08
Benzene	ND		3.6	0.72	ppb v/v			11/15/14 03:48	9.08
Benzyl chloride	ND		7.3	1.5	ppb v/v			11/15/14 03:48	9.08
Bromodichloromethane	ND		2.7	0.60	ppb v/v			11/15/14 03:48	9.08
Bromoform	ND		3.6	0.64	ppb v/v			11/15/14 03:48	9.08
Bromomethane	ND		7.3	3.0	ppb v/v			11/15/14 03:48	9.08
2-Butanone (MEK)	ND		7.3	1.8	ppb v/v			11/15/14 03:48	9.08
Carbon disulfide	ND		7.3	0.71	ppb v/v			11/15/14 03:48	9.08
Carbon tetrachloride	ND		7.3	0.58	ppb v/v			11/15/14 03:48	9.08
Chlorobenzene	ND		2.7	0.58	ppb v/v			11/15/14 03:48	9.08
Chloroethane	ND		7.3	2.8	ppb v/v			11/15/14 03:48	9.08
<b>Chloroform</b>	<b>2.6</b>	<b>J</b>	2.7	0.86	ppb v/v			11/15/14 03:48	9.08
Chloromethane	ND		7.3	1.8	ppb v/v			11/15/14 03:48	9.08
Dibromochloromethane	ND		3.6	0.72	ppb v/v			11/15/14 03:48	9.08
1,2-Dibromoethane (EDB)	ND		7.3	0.68	ppb v/v			11/15/14 03:48	9.08
1,2-Dichloro-1,1,2,2-tetrafluoroethane	ND		3.6	1.4	ppb v/v			11/15/14 03:48	9.08
1,2-Dichlorobenzene	ND		3.6	1.2	ppb v/v			11/15/14 03:48	9.08
1,3-Dichlorobenzene	ND		3.6	1.0	ppb v/v			11/15/14 03:48	9.08
1,4-Dichlorobenzene	ND		3.6	1.4	ppb v/v			11/15/14 03:48	9.08

TestAmerica Sacramento

# Client Sample Results

Client: Sandia National Laboratories  
Project/Site: MWL SVM

TestAmerica Job ID: 320-10172-1

Client Sample ID: 096714-001/MWL-SV02-41.5

Lab Sample ID: 320-10172-3

Date Collected: 10/22/14 08:31

Matrix: Air

Date Received: 10/30/14 10:00

Sample Container: Summa Canister 6L

## Method: TO-15 - Volatile Organic Compounds in Ambient Air (Continued)

Analyte	Result	Qualifier	RL	MDL	Unit	D	Prepared	Analyzed	Dil Fac
Dichlorodifluoromethane	89		3.6	1.3	ppb v/v			11/15/14 03:48	9.08
1,1-Dichloroethane	2.2	J	2.7	0.65	ppb v/v			11/15/14 03:48	9.08
1,2-Dichloroethane	ND		7.3	0.80	ppb v/v			11/15/14 03:48	9.08
1,1-Dichloroethene	11		7.3	1.2	ppb v/v			11/15/14 03:48	9.08
cis-1,2-Dichloroethene	ND		3.6	0.81	ppb v/v			11/15/14 03:48	9.08
trans-1,2-Dichloroethene	ND		3.6	0.91	ppb v/v			11/15/14 03:48	9.08
1,2-Dichloropropane	ND		3.6	2.2	ppb v/v			11/15/14 03:48	9.08
cis-1,3-Dichloropropene	ND		3.6	0.94	ppb v/v			11/15/14 03:48	9.08
trans-1,3-Dichloropropene	ND		3.6	0.80	ppb v/v			11/15/14 03:48	9.08
Ethylbenzene	ND		3.6	0.57	ppb v/v			11/15/14 03:48	9.08
4-Ethyltoluene	ND		3.6	1.7	ppb v/v			11/15/14 03:48	9.08
Hexachlorobutadiene	ND		18	3.9	ppb v/v			11/15/14 03:48	9.08
2-Hexanone	ND		3.6	0.79	ppb v/v			11/15/14 03:48	9.08
4-Methyl-2-pentanone (MIBK)	ND		3.6	1.2	ppb v/v			11/15/14 03:48	9.08
Methylene Chloride	ND		3.6	0.65	ppb v/v			11/15/14 03:48	9.08
Styrene	ND		3.6	0.54	ppb v/v			11/15/14 03:48	9.08
1,1,2,2-Tetrachloroethane	ND		3.6	0.63	ppb v/v			11/15/14 03:48	9.08
Tetrachloroethene	67		3.6	0.46	ppb v/v			11/15/14 03:48	9.08
Toluene	ND		3.6	0.46	ppb v/v			11/15/14 03:48	9.08
1,1,2-Trichloro-1,2,2-trifluoroethane	53		3.6	1.5	ppb v/v			11/15/14 03:48	9.08
1,2,4-Trichlorobenzene	ND		18	3.9	ppb v/v			11/15/14 03:48	9.08
1,1,1-Trichloroethane	76		2.7	0.59	ppb v/v			11/15/14 03:48	9.08
1,1,2-Trichloroethane	ND		3.6	0.61	ppb v/v			11/15/14 03:48	9.08
Trichloroethene	58		3.6	0.95	ppb v/v			11/15/14 03:48	9.08
Trichlorofluoromethane	320		3.6	1.8	ppb v/v			11/15/14 03:48	9.08
1,2,4-Trimethylbenzene	ND		7.3	1.5	ppb v/v			11/15/14 03:48	9.08
1,3,5-Trimethylbenzene	ND		3.6	1.1	ppb v/v			11/15/14 03:48	9.08
Vinyl acetate	ND		7.3	1.3	ppb v/v			11/15/14 03:48	9.08
Vinyl chloride	ND		3.6	1.1	ppb v/v			11/15/14 03:48	9.08
m,p-Xylene	ND		7.3	0.91	ppb v/v			11/15/14 03:48	9.08
o-Xylene	ND		3.6	0.49	ppb v/v			11/15/14 03:48	9.08
Surrogate	%Recovery	Qualifier	Limits				Prepared	Analyzed	Dil Fac
4-Bromofluorobenzene (Surr)	98		70 - 130					11/15/14 03:48	9.08
1,2-Dichloroethane-d4 (Surr)	107		70 - 130					11/15/14 03:48	9.08
Toluene-d8 (Surr)	99		70 - 130					11/15/14 03:48	9.08

Client Sample ID: 096715-001/MWL-SV-FB2

Lab Sample ID: 320-10172-4

Date Collected: 10/22/14 08:54

Matrix: Air

Date Received: 10/30/14 10:00

Sample Container: Summa Canister 6L

## Method: TO-15 - Volatile Organic Compounds in Ambient Air

Analyte	Result	Qualifier	RL	MDL	Unit	D	Prepared	Analyzed	Dil Fac
Acetone	1.5	J	5.0	0.18	ppb v/v			11/15/14 04:38	1
Benzene	ND		0.40	0.079	ppb v/v			11/15/14 04:38	1
Benzyl chloride	ND		0.80	0.16	ppb v/v			11/15/14 04:38	1
Bromodichloromethane	ND		0.30	0.066	ppb v/v			11/15/14 04:38	1

TestAmerica Sacramento

# Client Sample Results

Client: Sandia National Laboratories  
Project/Site: MWL SVM

TestAmerica Job ID: 320-10172-1

Client Sample ID: 096715-001/MWL-SV-FB2

Lab Sample ID: 320-10172-4

Date Collected: 10/22/14 08:54

Matrix: Air

Date Received: 10/30/14 10:00

Sample Container: Summa Canister 6L

## Method: TO-15 - Volatile Organic Compounds in Ambient Air (Continued)

Analyte	Result	Qualifier	RL	MDL	Unit	D	Prepared	Analyzed	Dil Fac
Bromoform	ND		0.40	0.070	ppb v/v			11/15/14 04:38	1
Bromomethane	ND		0.80	0.34	ppb v/v			11/15/14 04:38	1
2-Butanone (MEK)	0.22	J	0.80	0.20	ppb v/v			11/15/14 04:38	1
Carbon disulfide	ND		0.80	0.078	ppb v/v			11/15/14 04:38	1
Carbon tetrachloride	ND		0.80	0.064	ppb v/v			11/15/14 04:38	1
Chlorobenzene	ND		0.30	0.064	ppb v/v			11/15/14 04:38	1
Chloroethane	ND		0.80	0.31	ppb v/v			11/15/14 04:38	1
Chloroform	ND		0.30	0.095	ppb v/v			11/15/14 04:38	1
Chloromethane	ND		0.80	0.20	ppb v/v			11/15/14 04:38	1
Dibromochloromethane	ND		0.40	0.079	ppb v/v			11/15/14 04:38	1
1,2-Dibromoethane (EDB)	ND		0.80	0.075	ppb v/v			11/15/14 04:38	1
1,2-Dichloro-1,1,2,2-tetrafluoroethane	ND		0.40	0.16	ppb v/v			11/15/14 04:38	1
1,2-Dichlorobenzene	ND		0.40	0.13	ppb v/v			11/15/14 04:38	1
1,3-Dichlorobenzene	ND		0.40	0.11	ppb v/v			11/15/14 04:38	1
1,4-Dichlorobenzene	ND		0.40	0.15	ppb v/v			11/15/14 04:38	1
Dichlorodifluoromethane	ND		0.40	0.15	ppb v/v			11/15/14 04:38	1
1,1-Dichloroethane	ND		0.30	0.072	ppb v/v			11/15/14 04:38	1
1,2-Dichloroethane	ND		0.80	0.088	ppb v/v			11/15/14 04:38	1
1,1-Dichloroethene	ND		0.80	0.13	ppb v/v			11/15/14 04:38	1
cis-1,2-Dichloroethene	ND		0.40	0.089	ppb v/v			11/15/14 04:38	1
trans-1,2-Dichloroethene	ND		0.40	0.10	ppb v/v			11/15/14 04:38	1
1,2-Dichloropropane	ND		0.40	0.24	ppb v/v			11/15/14 04:38	1
cis-1,3-Dichloropropene	ND		0.40	0.10	ppb v/v			11/15/14 04:38	1
trans-1,3-Dichloropropene	ND		0.40	0.088	ppb v/v			11/15/14 04:38	1
Ethylbenzene	ND		0.40	0.063	ppb v/v			11/15/14 04:38	1
4-Ethyltoluene	ND		0.40	0.19	ppb v/v			11/15/14 04:38	1
Hexachlorobutadiene	ND		2.0	0.43	ppb v/v			11/15/14 04:38	1
2-Hexanone	ND		0.40	0.087	ppb v/v			11/15/14 04:38	1
4-Methyl-2-pentanone (MIBK)	ND		0.40	0.14	ppb v/v			11/15/14 04:38	1
Methylene Chloride	ND		0.40	0.072	ppb v/v			11/15/14 04:38	1
Styrene	ND		0.40	0.059	ppb v/v			11/15/14 04:38	1
1,1,2,2-Tetrachloroethane	ND		0.40	0.069	ppb v/v			11/15/14 04:38	1
Tetrachloroethene	ND		0.40	0.051	ppb v/v			11/15/14 04:38	1
Toluene	ND		0.40	0.051	ppb v/v			11/15/14 04:38	1
1,1,2-Trichloro-1,2,2-trifluoroethane	ND		0.40	0.16	ppb v/v			11/15/14 04:38	1
1,2,4-Trichlorobenzene	ND		2.0	0.43	ppb v/v			11/15/14 04:38	1
1,1,1-Trichloroethane	ND		0.30	0.065	ppb v/v			11/15/14 04:38	1
1,1,2-Trichloroethane	ND		0.40	0.067	ppb v/v			11/15/14 04:38	1
Trichloroethene	ND		0.40	0.11	ppb v/v			11/15/14 04:38	1
Trichlorofluoromethane	ND		0.40	0.20	ppb v/v			11/15/14 04:38	1
1,2,4-Trimethylbenzene	ND		0.80	0.16	ppb v/v			11/15/14 04:38	1
1,3,5-Trimethylbenzene	ND		0.40	0.13	ppb v/v			11/15/14 04:38	1
Vinyl acetate	ND		0.80	0.15	ppb v/v			11/15/14 04:38	1
Vinyl chloride	ND		0.40	0.12	ppb v/v			11/15/14 04:38	1
m,p-Xylene	ND		0.80	0.10	ppb v/v			11/15/14 04:38	1
o-Xylene	ND		0.40	0.054	ppb v/v			11/15/14 04:38	1

Surrogate	%Recovery	Qualifier	Limits	Prepared	Analyzed	Dil Fac
4-Bromofluorobenzene (Surr)	97		70 - 130		11/15/14 04:38	1

TestAmerica Sacramento

# Client Sample Results

Client: Sandia National Laboratories  
Project/Site: MWL SVM

TestAmerica Job ID: 320-10172-1

**Client Sample ID: 096715-001/MWL-SV-FB2**

**Lab Sample ID: 320-10172-4**

**Date Collected: 10/22/14 08:54**

**Matrix: Air**

**Date Received: 10/30/14 10:00**

**Sample Container: Summa Canister 6L**

## Method: TO-15 - Volatile Organic Compounds in Ambient Air (Continued)

Surrogate	%Recovery	Qualifier	Limits	Prepared	Analyzed	Dil Fac
1,2-Dichloroethane-d4 (Surr)	100		70 - 130		11/15/14 04:38	1
Toluene-d8 (Surr)	104		70 - 130		11/15/14 04:38	1

**Client Sample ID: 096716-001/MWL-SV03-50 (port 1)**

**Lab Sample ID: 320-10172-5**

**Date Collected: 10/22/14 09:16**

**Matrix: Air**

**Date Received: 10/30/14 10:00**

**Sample Container: Summa Canister 6L**

## Method: TO-15 - Volatile Organic Compounds in Ambient Air

Analyte	Result	Qualifier	RL	MDL	Unit	D	Prepared	Analyzed	Dil Fac
Acetone	5.5	J	37	1.3	ppb v/v			11/16/14 02:23	7.44
Benzene	5.0		3.0	0.59	ppb v/v			11/16/14 02:23	7.44
Benzyl chloride	ND		6.0	1.2	ppb v/v			11/16/14 02:23	7.44
Bromodichloromethane	ND		2.2	0.49	ppb v/v			11/16/14 02:23	7.44
Bromoform	ND		3.0	0.52	ppb v/v			11/16/14 02:23	7.44
Bromomethane	ND		6.0	2.5	ppb v/v			11/16/14 02:23	7.44
2-Butanone (MEK)	ND		6.0	1.5	ppb v/v			11/16/14 02:23	7.44
Carbon disulfide	ND		6.0	0.58	ppb v/v			11/16/14 02:23	7.44
Carbon tetrachloride	ND		6.0	0.48	ppb v/v			11/16/14 02:23	7.44
Chlorobenzene	ND		2.2	0.48	ppb v/v			11/16/14 02:23	7.44
Chloroethane	ND		6.0	2.3	ppb v/v			11/16/14 02:23	7.44
Chloroform	1.6	J	2.2	0.71	ppb v/v			11/16/14 02:23	7.44
Chloromethane	ND		6.0	1.5	ppb v/v			11/16/14 02:23	7.44
Dibromochloromethane	ND		3.0	0.59	ppb v/v			11/16/14 02:23	7.44
1,2-Dibromoethane (EDB)	ND		6.0	0.56	ppb v/v			11/16/14 02:23	7.44
1,2-Dichloro-1,1,2,2-tetrafluoroethane	ND		3.0	1.2	ppb v/v			11/16/14 02:23	7.44
1,2-Dichlorobenzene	ND		3.0	0.97	ppb v/v			11/16/14 02:23	7.44
1,3-Dichlorobenzene	ND		3.0	0.82	ppb v/v			11/16/14 02:23	7.44
1,4-Dichlorobenzene	ND		3.0	1.1	ppb v/v			11/16/14 02:23	7.44
Dichlorodifluoromethane	20		3.0	1.1	ppb v/v			11/16/14 02:23	7.44
1,1-Dichloroethane	2.1	J	2.2	0.54	ppb v/v			11/16/14 02:23	7.44
1,2-Dichloroethane	ND		6.0	0.65	ppb v/v			11/16/14 02:23	7.44
1,1-Dichloroethene	7.1		6.0	0.96	ppb v/v			11/16/14 02:23	7.44
cis-1,2-Dichloroethene	1.3	J	3.0	0.66	ppb v/v			11/16/14 02:23	7.44
trans-1,2-Dichloroethene	ND		3.0	0.74	ppb v/v			11/16/14 02:23	7.44
1,2-Dichloropropane	ND		3.0	1.8	ppb v/v			11/16/14 02:23	7.44
cis-1,3-Dichloropropene	ND		3.0	0.77	ppb v/v			11/16/14 02:23	7.44
trans-1,3-Dichloropropene	ND		3.0	0.65	ppb v/v			11/16/14 02:23	7.44
Ethylbenzene	ND		3.0	0.47	ppb v/v			11/16/14 02:23	7.44
4-Ethyltoluene	ND		3.0	1.4	ppb v/v			11/16/14 02:23	7.44
Hexachlorobutadiene	ND		15	3.2	ppb v/v			11/16/14 02:23	7.44
2-Hexanone	ND		3.0	0.65	ppb v/v			11/16/14 02:23	7.44
4-Methyl-2-pentanone (MIBK)	ND		3.0	1.0	ppb v/v			11/16/14 02:23	7.44
Methylene Chloride	ND		3.0	0.54	ppb v/v			11/16/14 02:23	7.44
Styrene	0.45	J B	3.0	0.44	ppb v/v			11/16/14 02:23	7.44
1,1,2,2-Tetrachloroethane	ND		3.0	0.51	ppb v/v			11/16/14 02:23	7.44
Tetrachloroethene	120		3.0	0.38	ppb v/v			11/16/14 02:23	7.44
Toluene	2.2	J	3.0	0.38	ppb v/v			11/16/14 02:23	7.44

TestAmerica Sacramento

# Client Sample Results

Client: Sandia National Laboratories  
Project/Site: MWL SVM

TestAmerica Job ID: 320-10172-1

Client Sample ID: 096716-001/MWL-SV03-50 (port 1)

Lab Sample ID: 320-10172-5

Date Collected: 10/22/14 09:16

Matrix: Air

Date Received: 10/30/14 10:00

Sample Container: Summa Canister 6L

## Method: TO-15 - Volatile Organic Compounds in Ambient Air (Continued)

Analyte	Result	Qualifier	RL	MDL	Unit	D	Prepared	Analyzed	Dil Fac
1,1,2-Trichloro-1,2,2-trifluoroethane	46		3.0	1.2	ppb v/v			11/16/14 02:23	7.44
1,2,4-Trichlorobenzene	ND	*	15	3.2	ppb v/v			11/16/14 02:23	7.44
1,1,1-Trichloroethane	5.7		2.2	0.48	ppb v/v			11/16/14 02:23	7.44
1,1,2-Trichloroethane	ND		3.0	0.50	ppb v/v			11/16/14 02:23	7.44
Trichloroethene	82		3.0	0.78	ppb v/v			11/16/14 02:23	7.44
Trichlorofluoromethane	19		3.0	1.5	ppb v/v			11/16/14 02:23	7.44
1,2,4-Trimethylbenzene	ND		6.0	1.2	ppb v/v			11/16/14 02:23	7.44
1,3,5-Trimethylbenzene	ND		3.0	0.93	ppb v/v			11/16/14 02:23	7.44
Vinyl acetate	ND		6.0	1.1	ppb v/v			11/16/14 02:23	7.44
Vinyl chloride	ND		3.0	0.89	ppb v/v			11/16/14 02:23	7.44
m,p-Xylene	0.85	J B	6.0	0.74	ppb v/v			11/16/14 02:23	7.44
o-Xylene	0.46	J B	3.0	0.40	ppb v/v			11/16/14 02:23	7.44

Surrogate	%Recovery	Qualifier	Limits	Prepared	Analyzed	Dil Fac
4-Bromofluorobenzene (Surr)	93		70 - 130		11/16/14 02:23	7.44
1,2-Dichloroethane-d4 (Surr)	78		70 - 130		11/16/14 02:23	7.44
Toluene-d8 (Surr)	96		70 - 130		11/16/14 02:23	7.44

Client Sample ID: 096717-001/MWL-SV03-100 (port 2)

Lab Sample ID: 320-10172-6

Date Collected: 10/22/14 09:21

Matrix: Air

Date Received: 10/30/14 10:00

Sample Container: Summa Canister 6L

## Method: TO-15 - Volatile Organic Compounds in Ambient Air

Analyte	Result	Qualifier	RL	MDL	Unit	D	Prepared	Analyzed	Dil Fac
Acetone	ND		75	2.7	ppb v/v			11/16/14 03:14	14.9
Benzene	ND		6.0	1.2	ppb v/v			11/16/14 03:14	14.9
Benzyl chloride	ND		12	2.4	ppb v/v			11/16/14 03:14	14.9
Bromodichloromethane	ND		4.5	0.98	ppb v/v			11/16/14 03:14	14.9
Bromoform	ND		6.0	1.0	ppb v/v			11/16/14 03:14	14.9
Bromomethane	ND		12	5.0	ppb v/v			11/16/14 03:14	14.9
2-Butanone (MEK)	ND		12	3.0	ppb v/v			11/16/14 03:14	14.9
Carbon disulfide	ND		12	1.2	ppb v/v			11/16/14 03:14	14.9
Carbon tetrachloride	ND		12	0.95	ppb v/v			11/16/14 03:14	14.9
Chlorobenzene	ND		4.5	0.95	ppb v/v			11/16/14 03:14	14.9
Chloroethane	ND		12	4.6	ppb v/v			11/16/14 03:14	14.9
Chloroform	2.3	J	4.5	1.4	ppb v/v			11/16/14 03:14	14.9
Chloromethane	ND		12	2.9	ppb v/v			11/16/14 03:14	14.9
Dibromochloromethane	ND		6.0	1.2	ppb v/v			11/16/14 03:14	14.9
1,2-Dibromoethane (EDB)	ND		12	1.1	ppb v/v			11/16/14 03:14	14.9
1,2-Dichloro-1,1,2,2-tetrafluoroethane	ND		6.0	2.3	ppb v/v			11/16/14 03:14	14.9
1,2-Dichlorobenzene	ND		6.0	1.9	ppb v/v			11/16/14 03:14	14.9
1,3-Dichlorobenzene	ND		6.0	1.6	ppb v/v			11/16/14 03:14	14.9
1,4-Dichlorobenzene	ND		6.0	2.2	ppb v/v			11/16/14 03:14	14.9
Dichlorodifluoromethane	39		6.0	2.2	ppb v/v			11/16/14 03:14	14.9
1,1-Dichloroethane	5.3		4.5	1.1	ppb v/v			11/16/14 03:14	14.9
1,2-Dichloroethane	ND		12	1.3	ppb v/v			11/16/14 03:14	14.9
1,1-Dichloroethene	19		12	1.9	ppb v/v			11/16/14 03:14	14.9

TestAmerica Sacramento

# Client Sample Results

Client: Sandia National Laboratories  
Project/Site: MWL SVM

TestAmerica Job ID: 320-10172-1

Client Sample ID: 096717-001/MWL-SV03-100 (port 2)

Lab Sample ID: 320-10172-6

Date Collected: 10/22/14 09:21

Matrix: Air

Date Received: 10/30/14 10:00

Sample Container: Summa Canister 6L

## Method: TO-15 - Volatile Organic Compounds in Ambient Air (Continued)

Analyte	Result	Qualifier	RL	MDL	Unit	D	Prepared	Analyzed	Dil Fac
<b>cis-1,2-Dichloroethene</b>	<b>3.7</b>	<b>J</b>	6.0	1.3	ppb v/v			11/16/14 03:14	14.9
trans-1,2-Dichloroethene	ND		6.0	1.5	ppb v/v			11/16/14 03:14	14.9
1,2-Dichloropropane	ND		6.0	3.6	ppb v/v			11/16/14 03:14	14.9
cis-1,3-Dichloropropene	ND		6.0	1.5	ppb v/v			11/16/14 03:14	14.9
trans-1,3-Dichloropropene	ND		6.0	1.3	ppb v/v			11/16/14 03:14	14.9
Ethylbenzene	ND		6.0	0.94	ppb v/v			11/16/14 03:14	14.9
4-Ethyltoluene	ND		6.0	2.8	ppb v/v			11/16/14 03:14	14.9
Hexachlorobutadiene	ND		30	6.4	ppb v/v			11/16/14 03:14	14.9
2-Hexanone	ND		6.0	1.3	ppb v/v			11/16/14 03:14	14.9
4-Methyl-2-pentanone (MIBK)	ND		6.0	2.0	ppb v/v			11/16/14 03:14	14.9
<b>Methylene Chloride</b>	<b>1.7</b>	<b>J</b>	6.0	1.1	ppb v/v			11/16/14 03:14	14.9
Styrene	ND		6.0	0.88	ppb v/v			11/16/14 03:14	14.9
1,1,2,2-Tetrachloroethane	ND		6.0	1.0	ppb v/v			11/16/14 03:14	14.9
<b>Tetrachloroethene</b>	<b>230</b>		6.0	0.76	ppb v/v			11/16/14 03:14	14.9
<b>Toluene</b>	<b>1.6</b>	<b>J</b>	6.0	0.76	ppb v/v			11/16/14 03:14	14.9
<b>1,1,2-Trichloro-1,2,2-trifluoroethane</b>	<b>110</b>		6.0	2.4	ppb v/v			11/16/14 03:14	14.9
1,2,4-Trichlorobenzene	ND	*	30	6.5	ppb v/v			11/16/14 03:14	14.9
<b>1,1,1-Trichloroethane</b>	<b>6.6</b>		4.5	0.97	ppb v/v			11/16/14 03:14	14.9
1,1,2-Trichloroethane	ND		6.0	1.0	ppb v/v			11/16/14 03:14	14.9
<b>Trichloroethene</b>	<b>190</b>		6.0	1.6	ppb v/v			11/16/14 03:14	14.9
<b>Trichlorofluoromethane</b>	<b>29</b>		6.0	2.9	ppb v/v			11/16/14 03:14	14.9
1,2,4-Trimethylbenzene	ND		12	2.4	ppb v/v			11/16/14 03:14	14.9
1,3,5-Trimethylbenzene	ND		6.0	1.9	ppb v/v			11/16/14 03:14	14.9
Vinyl acetate	ND		12	2.2	ppb v/v			11/16/14 03:14	14.9
Vinyl chloride	ND		6.0	1.8	ppb v/v			11/16/14 03:14	14.9
m,p-Xylene	ND		12	1.5	ppb v/v			11/16/14 03:14	14.9
o-Xylene	ND		6.0	0.80	ppb v/v			11/16/14 03:14	14.9
Surrogate	%Recovery	Qualifier	Limits				Prepared	Analyzed	Dil Fac
4-Bromofluorobenzene (Surr)	92		70 - 130					11/16/14 03:14	14.9
1,2-Dichloroethane-d4 (Surr)	79		70 - 130					11/16/14 03:14	14.9
Toluene-d8 (Surr)	96		70 - 130					11/16/14 03:14	14.9

Client Sample ID: 096718-001/MWL-SV03-200 (port 3)

Lab Sample ID: 320-10172-7

Date Collected: 10/22/14 09:24

Matrix: Air

Date Received: 10/30/14 10:00

Sample Container: Summa Canister 6L

## Method: TO-15 - Volatile Organic Compounds in Ambient Air

Analyte	Result	Qualifier	RL	MDL	Unit	D	Prepared	Analyzed	Dil Fac
<b>Acetone</b>	<b>3.3</b>	<b>J</b>	37	1.3	ppb v/v			11/16/14 19:40	7.44
<b>Benzene</b>	<b>0.92</b>	<b>J</b>	3.0	0.59	ppb v/v			11/16/14 19:40	7.44
Benzyl chloride	ND		6.0	1.2	ppb v/v			11/16/14 19:40	7.44
Bromodichloromethane	ND		2.2	0.49	ppb v/v			11/16/14 19:40	7.44
Bromoform	ND		3.0	0.52	ppb v/v			11/16/14 19:40	7.44
Bromomethane	ND		6.0	2.5	ppb v/v			11/16/14 19:40	7.44
2-Butanone (MEK)	ND		6.0	1.5	ppb v/v			11/16/14 19:40	7.44
<b>Carbon disulfide</b>	<b>0.59</b>	<b>J</b>	6.0	0.58	ppb v/v			11/16/14 19:40	7.44

TestAmerica Sacramento

# Client Sample Results

Client: Sandia National Laboratories  
Project/Site: MWL SVM

TestAmerica Job ID: 320-10172-1

Client Sample ID: 096718-001/MWL-SV03-200 (port 3)

Lab Sample ID: 320-10172-7

Date Collected: 10/22/14 09:24

Matrix: Air

Date Received: 10/30/14 10:00

Sample Container: Summa Canister 6L

## Method: TO-15 - Volatile Organic Compounds in Ambient Air (Continued)

Analyte	Result	Qualifier	RL	MDL	Unit	D	Prepared	Analyzed	Dil Fac
Carbon tetrachloride	ND		6.0	0.48	ppb v/v			11/16/14 19:40	7.44
Chlorobenzene	0.56	J B	2.2	0.48	ppb v/v			11/16/14 19:40	7.44
Chloroethane	ND		6.0	2.3	ppb v/v			11/16/14 19:40	7.44
Chloroform	2.3		2.2	0.71	ppb v/v			11/16/14 19:40	7.44
Chloromethane	ND		6.0	1.5	ppb v/v			11/16/14 19:40	7.44
Dibromochloromethane	ND		3.0	0.59	ppb v/v			11/16/14 19:40	7.44
1,2-Dibromoethane (EDB)	ND		6.0	0.56	ppb v/v			11/16/14 19:40	7.44
1,2-Dichloro-1,1,2,2-tetrafluoroethane	ND		3.0	1.2	ppb v/v			11/16/14 19:40	7.44
1,2-Dichlorobenzene	1.1	J	3.0	0.97	ppb v/v			11/16/14 19:40	7.44
1,3-Dichlorobenzene	1.1	J B	3.0	0.82	ppb v/v			11/16/14 19:40	7.44
1,4-Dichlorobenzene	1.2	J	3.0	1.1	ppb v/v			11/16/14 19:40	7.44
Dichlorodifluoromethane	54		3.0	1.1	ppb v/v			11/16/14 19:40	7.44
1,1-Dichloroethane	8.1		2.2	0.54	ppb v/v			11/16/14 19:40	7.44
1,2-Dichloroethane	ND		6.0	0.65	ppb v/v			11/16/14 19:40	7.44
1,1-Dichloroethene	35		6.0	0.96	ppb v/v			11/16/14 19:40	7.44
cis-1,2-Dichloroethene	5.7		3.0	0.66	ppb v/v			11/16/14 19:40	7.44
trans-1,2-Dichloroethene	ND		3.0	0.74	ppb v/v			11/16/14 19:40	7.44
1,2-Dichloropropane	ND		3.0	1.8	ppb v/v			11/16/14 19:40	7.44
cis-1,3-Dichloropropene	ND		3.0	0.77	ppb v/v			11/16/14 19:40	7.44
trans-1,3-Dichloropropene	ND		3.0	0.65	ppb v/v			11/16/14 19:40	7.44
Ethylbenzene	0.61	J B	3.0	0.47	ppb v/v			11/16/14 19:40	7.44
4-Ethyltoluene	ND		3.0	1.4	ppb v/v			11/16/14 19:40	7.44
Hexachlorobutadiene	ND		15	3.2	ppb v/v			11/16/14 19:40	7.44
2-Hexanone	ND		3.0	0.65	ppb v/v			11/16/14 19:40	7.44
4-Methyl-2-pentanone (MIBK)	ND		3.0	1.0	ppb v/v			11/16/14 19:40	7.44
Methylene Chloride	3.4		3.0	0.54	ppb v/v			11/16/14 19:40	7.44
Styrene	0.85	J B	3.0	0.44	ppb v/v			11/16/14 19:40	7.44
1,1,2,2-Tetrachloroethane	0.53	J	3.0	0.51	ppb v/v			11/16/14 19:40	7.44
Tetrachloroethene	320		3.0	0.38	ppb v/v			11/16/14 19:40	7.44
Toluene	2.5	J	3.0	0.38	ppb v/v			11/16/14 19:40	7.44
1,1,2-Trichloro-1,2,2-trifluoroethane	180		3.0	1.2	ppb v/v			11/16/14 19:40	7.44
1,2,4-Trichlorobenzene	ND	*	15	3.2	ppb v/v			11/16/14 19:40	7.44
1,1,1-Trichloroethane	2.8		2.2	0.48	ppb v/v			11/16/14 19:40	7.44
1,1,2-Trichloroethane	ND		3.0	0.50	ppb v/v			11/16/14 19:40	7.44
Trichloroethene	300		3.0	0.78	ppb v/v			11/16/14 19:40	7.44
Trichlorofluoromethane	25		3.0	1.5	ppb v/v			11/16/14 19:40	7.44
1,2,4-Trimethylbenzene	ND		6.0	1.2	ppb v/v			11/16/14 19:40	7.44
1,3,5-Trimethylbenzene	1.1	J	3.0	0.93	ppb v/v			11/16/14 19:40	7.44
Vinyl acetate	ND		6.0	1.1	ppb v/v			11/16/14 19:40	7.44
Vinyl chloride	ND		3.0	0.89	ppb v/v			11/16/14 19:40	7.44
m,p-Xylene	1.6	J B	6.0	0.74	ppb v/v			11/16/14 19:40	7.44
o-Xylene	0.79	J B	3.0	0.40	ppb v/v			11/16/14 19:40	7.44
Surrogate	%Recovery	Qualifier	Limits				Prepared	Analyzed	Dil Fac
4-Bromofluorobenzene (Surr)	93		70 - 130					11/16/14 19:40	7.44
1,2-Dichloroethane-d4 (Surr)	79		70 - 130					11/16/14 19:40	7.44
Toluene-d8 (Surr)	95		70 - 130					11/16/14 19:40	7.44

TestAmerica Sacramento



# Client Sample Results

Client: Sandia National Laboratories  
Project/Site: MWL SVM

TestAmerica Job ID: 320-10172-1

Client Sample ID: 096719-001/MWL-SV03-300 (port 4)

Lab Sample ID: 320-10172-8

Date Collected: 10/22/14 09:32

Matrix: Air

Date Received: 10/30/14 10:00

Sample Container: Summa Canister 6L

## Method: TO-15 - Volatile Organic Compounds in Ambient Air

Analyte	Result	Qualifier	RL	MDL	Unit	D	Prepared	Analyzed	Dil Fac
Acetone	6.5	J	37	1.3	ppb v/v			11/16/14 04:59	7.44
Benzene	0.88	J	3.0	0.59	ppb v/v			11/16/14 04:59	7.44
Benzyl chloride	ND		6.0	1.2	ppb v/v			11/16/14 04:59	7.44
Bromodichloromethane	ND		2.2	0.49	ppb v/v			11/16/14 04:59	7.44
Bromoform	ND		3.0	0.52	ppb v/v			11/16/14 04:59	7.44
Bromomethane	ND		6.0	2.5	ppb v/v			11/16/14 04:59	7.44
2-Butanone (MEK)	ND		6.0	1.5	ppb v/v			11/16/14 04:59	7.44
Carbon disulfide	2.3	J	6.0	0.58	ppb v/v			11/16/14 04:59	7.44
Carbon tetrachloride	ND		6.0	0.48	ppb v/v			11/16/14 04:59	7.44
Chlorobenzene	ND		2.2	0.48	ppb v/v			11/16/14 04:59	7.44
Chloroethane	ND		6.0	2.3	ppb v/v			11/16/14 04:59	7.44
Chloroform	1.0	J	2.2	0.71	ppb v/v			11/16/14 04:59	7.44
Chloromethane	ND		6.0	1.5	ppb v/v			11/16/14 04:59	7.44
Dibromochloromethane	ND		3.0	0.59	ppb v/v			11/16/14 04:59	7.44
1,2-Dibromoethane (EDB)	ND		6.0	0.56	ppb v/v			11/16/14 04:59	7.44
1,2-Dichloro-1,1,2,2-tetrafluoroethane	ND		3.0	1.2	ppb v/v			11/16/14 04:59	7.44
1,2-Dichlorobenzene	ND		3.0	0.97	ppb v/v			11/16/14 04:59	7.44
1,3-Dichlorobenzene	ND		3.0	0.82	ppb v/v			11/16/14 04:59	7.44
1,4-Dichlorobenzene	ND		3.0	1.1	ppb v/v			11/16/14 04:59	7.44
Dichlorodifluoromethane	24		3.0	1.1	ppb v/v			11/16/14 04:59	7.44
1,1-Dichloroethane	2.5		2.2	0.54	ppb v/v			11/16/14 04:59	7.44
1,2-Dichloroethane	ND		6.0	0.65	ppb v/v			11/16/14 04:59	7.44
1,1-Dichloroethene	17		6.0	0.96	ppb v/v			11/16/14 04:59	7.44
cis-1,2-Dichloroethene	2.4	J	3.0	0.66	ppb v/v			11/16/14 04:59	7.44
trans-1,2-Dichloroethene	ND		3.0	0.74	ppb v/v			11/16/14 04:59	7.44
1,2-Dichloropropane	ND		3.0	1.8	ppb v/v			11/16/14 04:59	7.44
cis-1,3-Dichloropropene	ND		3.0	0.77	ppb v/v			11/16/14 04:59	7.44
trans-1,3-Dichloropropene	ND		3.0	0.65	ppb v/v			11/16/14 04:59	7.44
Ethylbenzene	ND		3.0	0.47	ppb v/v			11/16/14 04:59	7.44
4-Ethyltoluene	ND		3.0	1.4	ppb v/v			11/16/14 04:59	7.44
Hexachlorobutadiene	ND		15	3.2	ppb v/v			11/16/14 04:59	7.44
2-Hexanone	ND		3.0	0.65	ppb v/v			11/16/14 04:59	7.44
4-Methyl-2-pentanone (MIBK)	ND		3.0	1.0	ppb v/v			11/16/14 04:59	7.44
Methylene Chloride	0.97	J	3.0	0.54	ppb v/v			11/16/14 04:59	7.44
Styrene	ND		3.0	0.44	ppb v/v			11/16/14 04:59	7.44
1,1,2,2-Tetrachloroethane	ND		3.0	0.51	ppb v/v			11/16/14 04:59	7.44
Tetrachloroethene	320		3.0	0.38	ppb v/v			11/16/14 04:59	7.44
Toluene	3.1		3.0	0.38	ppb v/v			11/16/14 04:59	7.44
1,1,2-Trichloro-1,2,2-trifluoroethane	78		3.0	1.2	ppb v/v			11/16/14 04:59	7.44
1,2,4-Trichlorobenzene	ND	*	15	3.2	ppb v/v			11/16/14 04:59	7.44
1,1,1-Trichloroethane	1.2	J	2.2	0.48	ppb v/v			11/16/14 04:59	7.44
1,1,2-Trichloroethane	ND		3.0	0.50	ppb v/v			11/16/14 04:59	7.44
Trichloroethene	210		3.0	0.78	ppb v/v			11/16/14 04:59	7.44
Trichlorofluoromethane	8.5		3.0	1.5	ppb v/v			11/16/14 04:59	7.44
1,2,4-Trimethylbenzene	ND		6.0	1.2	ppb v/v			11/16/14 04:59	7.44
1,3,5-Trimethylbenzene	ND		3.0	0.93	ppb v/v			11/16/14 04:59	7.44
Vinyl acetate	ND		6.0	1.1	ppb v/v			11/16/14 04:59	7.44
Vinyl chloride	ND		3.0	0.89	ppb v/v			11/16/14 04:59	7.44

TestAmerica Sacramento



# Client Sample Results

Client: Sandia National Laboratories  
Project/Site: MWL SVM

TestAmerica Job ID: 320-10172-1

**Client Sample ID: 096719-001/MWL-SV03-300 (port 4)**

**Lab Sample ID: 320-10172-8**

**Date Collected: 10/22/14 09:32**

**Matrix: Air**

**Date Received: 10/30/14 10:00**

**Sample Container: Summa Canister 6L**

## Method: TO-15 - Volatile Organic Compounds in Ambient Air (Continued)

Analyte	Result	Qualifier	RL	MDL	Unit	D	Prepared	Analyzed	Dil Fac
m,p-Xylene	ND		6.0	0.74	ppb v/v			11/16/14 04:59	7.44
o-Xylene	ND		3.0	0.40	ppb v/v			11/16/14 04:59	7.44
Surrogate	%Recovery	Qualifier	Limits				Prepared	Analyzed	Dil Fac
4-Bromofluorobenzene (Surr)	90		70 - 130					11/16/14 04:59	7.44
1,2-Dichloroethane-d4 (Surr)	80		70 - 130					11/16/14 04:59	7.44
Toluene-d8 (Surr)	95		70 - 130					11/16/14 04:59	7.44

**Client Sample ID: 096720-001/MWL-SV03-400 (port 5)**

**Lab Sample ID: 320-10172-9**

**Date Collected: 10/22/14 09:45**

**Matrix: Air**

**Date Received: 10/30/14 10:00**

**Sample Container: Summa Canister 6L**

## Method: TO-15 - Volatile Organic Compounds in Ambient Air

Analyte	Result	Qualifier	RL	MDL	Unit	D	Prepared	Analyzed	Dil Fac
Acetone	ND		93	3.3	ppb v/v			11/16/14 05:51	18.6
Benzene	ND		7.4	1.5	ppb v/v			11/16/14 05:51	18.6
Benzyl chloride	ND		15	3.0	ppb v/v			11/16/14 05:51	18.6
Bromodichloromethane	ND		5.6	1.2	ppb v/v			11/16/14 05:51	18.6
Bromoform	ND		7.4	1.3	ppb v/v			11/16/14 05:51	18.6
Bromomethane	ND		15	6.2	ppb v/v			11/16/14 05:51	18.6
2-Butanone (MEK)	ND		15	3.7	ppb v/v			11/16/14 05:51	18.6
Carbon disulfide	ND		15	1.5	ppb v/v			11/16/14 05:51	18.6
Carbon tetrachloride	ND		15	1.2	ppb v/v			11/16/14 05:51	18.6
Chlorobenzene	ND		5.6	1.2	ppb v/v			11/16/14 05:51	18.6
Chloroethane	ND		15	5.7	ppb v/v			11/16/14 05:51	18.6
Chloroform	ND		5.6	1.8	ppb v/v			11/16/14 05:51	18.6
Chloromethane	ND		15	3.7	ppb v/v			11/16/14 05:51	18.6
Dibromochloromethane	ND		7.4	1.5	ppb v/v			11/16/14 05:51	18.6
1,2-Dibromoethane (EDB)	ND		15	1.4	ppb v/v			11/16/14 05:51	18.6
1,2-Dichloro-1,1,2,2-tetrafluoroethane	ND		7.4	2.9	ppb v/v			11/16/14 05:51	18.6
1,2-Dichlorobenzene	ND		7.4	2.4	ppb v/v			11/16/14 05:51	18.6
1,3-Dichlorobenzene	ND		7.4	2.0	ppb v/v			11/16/14 05:51	18.6
1,4-Dichlorobenzene	ND		7.4	2.8	ppb v/v			11/16/14 05:51	18.6
Dichlorodifluoromethane	23		7.4	2.7	ppb v/v			11/16/14 05:51	18.6
1,1-Dichloroethane	2.8 J		5.6	1.3	ppb v/v			11/16/14 05:51	18.6
1,2-Dichloroethane	ND		15	1.6	ppb v/v			11/16/14 05:51	18.6
1,1-Dichloroethene	17		15	2.4	ppb v/v			11/16/14 05:51	18.6
cis-1,2-Dichloroethene	2.4 J		7.4	1.7	ppb v/v			11/16/14 05:51	18.6
trans-1,2-Dichloroethene	ND		7.4	1.9	ppb v/v			11/16/14 05:51	18.6
1,2-Dichloropropane	ND		7.4	4.5	ppb v/v			11/16/14 05:51	18.6
cis-1,3-Dichloropropene	ND		7.4	1.9	ppb v/v			11/16/14 05:51	18.6
trans-1,3-Dichloropropene	ND		7.4	1.6	ppb v/v			11/16/14 05:51	18.6
Ethylbenzene	ND		7.4	1.2	ppb v/v			11/16/14 05:51	18.6
4-Ethyltoluene	ND		7.4	3.5	ppb v/v			11/16/14 05:51	18.6
Hexachlorobutadiene	ND		37	8.0	ppb v/v			11/16/14 05:51	18.6
2-Hexanone	ND		7.4	1.6	ppb v/v			11/16/14 05:51	18.6
4-Methyl-2-pentanone (MIBK)	ND		7.4	2.5	ppb v/v			11/16/14 05:51	18.6
Methylene Chloride	ND		7.4	1.3	ppb v/v			11/16/14 05:51	18.6

TestAmerica Sacramento

# Client Sample Results

Client: Sandia National Laboratories  
Project/Site: MWL SVM

TestAmerica Job ID: 320-10172-1

**Client Sample ID: 096720-001/MWL-SV03-400 (port 5)**

**Lab Sample ID: 320-10172-9**

**Date Collected: 10/22/14 09:45**

**Matrix: Air**

**Date Received: 10/30/14 10:00**

**Sample Container: Summa Canister 6L**

## Method: TO-15 - Volatile Organic Compounds in Ambient Air (Continued)

Analyte	Result	Qualifier	RL	MDL	Unit	D	Prepared	Analyzed	Dil Fac
Styrene	ND		7.4	1.1	ppb v/v			11/16/14 05:51	18.6
1,1,2,2-Tetrachloroethane	ND		7.4	1.3	ppb v/v			11/16/14 05:51	18.6
<b>Tetrachloroethene</b>	<b>400</b>		7.4	0.95	ppb v/v			11/16/14 05:51	18.6
<b>Toluene</b>	<b>6.2</b>	<b>J</b>	7.4	0.95	ppb v/v			11/16/14 05:51	18.6
<b>1,1,2-Trichloro-1,2,2-trifluoroethane</b>	<b>72</b>		7.4	3.0	ppb v/v			11/16/14 05:51	18.6
1,2,4-Trichlorobenzene	ND	*	37	8.1	ppb v/v			11/16/14 05:51	18.6
<b>1,1,1-Trichloroethane</b>	<b>1.5</b>	<b>J</b>	5.6	1.2	ppb v/v			11/16/14 05:51	18.6
1,1,2-Trichloroethane	ND		7.4	1.2	ppb v/v			11/16/14 05:51	18.6
<b>Trichloroethene</b>	<b>280</b>		7.4	2.0	ppb v/v			11/16/14 05:51	18.6
<b>Trichlorofluoromethane</b>	<b>9.2</b>		7.4	3.6	ppb v/v			11/16/14 05:51	18.6
1,2,4-Trimethylbenzene	ND		15	3.0	ppb v/v			11/16/14 05:51	18.6
1,3,5-Trimethylbenzene	ND		7.4	2.3	ppb v/v			11/16/14 05:51	18.6
Vinyl acetate	ND		15	2.7	ppb v/v			11/16/14 05:51	18.6
Vinyl chloride	ND		7.4	2.2	ppb v/v			11/16/14 05:51	18.6
m,p-Xylene	ND		15	1.9	ppb v/v			11/16/14 05:51	18.6
o-Xylene	ND		7.4	1.0	ppb v/v			11/16/14 05:51	18.6
Surrogate	%Recovery	Qualifier	Limits				Prepared	Analyzed	Dil Fac
4-Bromofluorobenzene (Surr)	88		70 - 130					11/16/14 05:51	18.6
1,2-Dichloroethane-d4 (Surr)	79		70 - 130					11/16/14 05:51	18.6
Toluene-d8 (Surr)	97		70 - 130					11/16/14 05:51	18.6

**Client Sample ID: 096721-001/MWL-SV-FB3**

**Lab Sample ID: 320-10172-10**

**Date Collected: 10/22/14 08:57**

**Matrix: Air**

**Date Received: 10/30/14 10:00**

**Sample Container: Summa Canister 6L**

## Method: TO-15 - Volatile Organic Compounds in Ambient Air

Analyte	Result	Qualifier	RL	MDL	Unit	D	Prepared	Analyzed	Dil Fac
Acetone	ND		5.0	0.18	ppb v/v			11/16/14 06:50	1
Benzene	ND		0.40	0.079	ppb v/v			11/16/14 06:50	1
Benzyl chloride	ND		0.80	0.16	ppb v/v			11/16/14 06:50	1
Bromodichloromethane	ND		0.30	0.066	ppb v/v			11/16/14 06:50	1
Bromoform	ND		0.40	0.070	ppb v/v			11/16/14 06:50	1
Bromomethane	ND		0.80	0.34	ppb v/v			11/16/14 06:50	1
2-Butanone (MEK)	ND		0.80	0.20	ppb v/v			11/16/14 06:50	1
Carbon disulfide	ND		0.80	0.078	ppb v/v			11/16/14 06:50	1
Carbon tetrachloride	ND		0.80	0.064	ppb v/v			11/16/14 06:50	1
Chlorobenzene	ND		0.30	0.064	ppb v/v			11/16/14 06:50	1
Chloroethane	ND		0.80	0.31	ppb v/v			11/16/14 06:50	1
Chloroform	ND		0.30	0.095	ppb v/v			11/16/14 06:50	1
Chloromethane	ND		0.80	0.20	ppb v/v			11/16/14 06:50	1
Dibromochloromethane	ND		0.40	0.079	ppb v/v			11/16/14 06:50	1
1,2-Dibromoethane (EDB)	ND		0.80	0.075	ppb v/v			11/16/14 06:50	1
1,2-Dichloro-1,1,2,2-tetrafluoroethane	ND		0.40	0.16	ppb v/v			11/16/14 06:50	1
1,2-Dichlorobenzene	ND		0.40	0.13	ppb v/v			11/16/14 06:50	1
1,3-Dichlorobenzene	ND		0.40	0.11	ppb v/v			11/16/14 06:50	1
1,4-Dichlorobenzene	ND		0.40	0.15	ppb v/v			11/16/14 06:50	1

TestAmerica Sacramento

# Client Sample Results

Client: Sandia National Laboratories  
Project/Site: MWL SVM

TestAmerica Job ID: 320-10172-1

**Client Sample ID: 096721-001/MWL-SV-FB3**

**Lab Sample ID: 320-10172-10**

**Date Collected: 10/22/14 08:57**

**Matrix: Air**

**Date Received: 10/30/14 10:00**

**Sample Container: Summa Canister 6L**

## Method: TO-15 - Volatile Organic Compounds in Ambient Air (Continued)

Analyte	Result	Qualifier	RL	MDL	Unit	D	Prepared	Analyzed	Dil Fac
Dichlorodifluoromethane	ND		0.40	0.15	ppb v/v			11/16/14 06:50	1
1,1-Dichloroethane	ND		0.30	0.072	ppb v/v			11/16/14 06:50	1
1,2-Dichloroethane	ND		0.80	0.088	ppb v/v			11/16/14 06:50	1
1,1-Dichloroethene	ND		0.80	0.13	ppb v/v			11/16/14 06:50	1
cis-1,2-Dichloroethene	ND		0.40	0.089	ppb v/v			11/16/14 06:50	1
trans-1,2-Dichloroethene	ND		0.40	0.10	ppb v/v			11/16/14 06:50	1
1,2-Dichloropropane	ND		0.40	0.24	ppb v/v			11/16/14 06:50	1
cis-1,3-Dichloropropene	ND		0.40	0.10	ppb v/v			11/16/14 06:50	1
trans-1,3-Dichloropropene	ND		0.40	0.088	ppb v/v			11/16/14 06:50	1
Ethylbenzene	ND		0.40	0.063	ppb v/v			11/16/14 06:50	1
4-Ethyltoluene	ND		0.40	0.19	ppb v/v			11/16/14 06:50	1
Hexachlorobutadiene	ND		2.0	0.43	ppb v/v			11/16/14 06:50	1
2-Hexanone	ND		0.40	0.087	ppb v/v			11/16/14 06:50	1
4-Methyl-2-pentanone (MIBK)	ND		0.40	0.14	ppb v/v			11/16/14 06:50	1
Methylene Chloride	ND		0.40	0.072	ppb v/v			11/16/14 06:50	1
Styrene	ND		0.40	0.059	ppb v/v			11/16/14 06:50	1
1,1,2,2-Tetrachloroethane	ND		0.40	0.069	ppb v/v			11/16/14 06:50	1
Tetrachloroethene	ND		0.40	0.051	ppb v/v			11/16/14 06:50	1
Toluene	ND		0.40	0.051	ppb v/v			11/16/14 06:50	1
1,1,2-Trichloro-1,2,2-trifluoroethane	ND		0.40	0.16	ppb v/v			11/16/14 06:50	1
1,2,4-Trichlorobenzene	ND	*	2.0	0.43	ppb v/v			11/16/14 06:50	1
1,1,1-Trichloroethane	ND		0.30	0.065	ppb v/v			11/16/14 06:50	1
1,1,2-Trichloroethane	ND		0.40	0.067	ppb v/v			11/16/14 06:50	1
Trichloroethene	ND		0.40	0.11	ppb v/v			11/16/14 06:50	1
Trichlorofluoromethane	ND		0.40	0.20	ppb v/v			11/16/14 06:50	1
1,2,4-Trimethylbenzene	ND		0.80	0.16	ppb v/v			11/16/14 06:50	1
1,3,5-Trimethylbenzene	ND		0.40	0.13	ppb v/v			11/16/14 06:50	1
Vinyl acetate	ND		0.80	0.15	ppb v/v			11/16/14 06:50	1
Vinyl chloride	ND		0.40	0.12	ppb v/v			11/16/14 06:50	1
m,p-Xylene	ND		0.80	0.10	ppb v/v			11/16/14 06:50	1
o-Xylene	ND		0.40	0.054	ppb v/v			11/16/14 06:50	1

Surrogate	%Recovery	Qualifier	Limits	Prepared	Analyzed	Dil Fac
4-Bromofluorobenzene (Surr)	91		70 - 130		11/16/14 06:50	1
1,2-Dichloroethane-d4 (Surr)	84		70 - 130		11/16/14 06:50	1
Toluene-d8 (Surr)	92		70 - 130		11/16/14 06:50	1

**Client Sample ID: 096722-001/MWL-SV04-50 (port 1)**

**Lab Sample ID: 320-10172-11**

**Date Collected: 10/22/14 09:56**

**Matrix: Air**

**Date Received: 10/30/14 10:00**

**Sample Container: Summa Canister 6L**

## Method: TO-15 - Volatile Organic Compounds in Ambient Air

Analyte	Result	Qualifier	RL	MDL	Unit	D	Prepared	Analyzed	Dil Fac
Acetone	5.8	J	15	0.52	ppb v/v			11/16/14 07:43	2.9
Benzene	1.3		1.2	0.23	ppb v/v			11/16/14 07:43	2.9
Benzyl chloride	ND		2.3	0.47	ppb v/v			11/16/14 07:43	2.9
Bromodichloromethane	ND		0.87	0.19	ppb v/v			11/16/14 07:43	2.9
Bromoform	ND		1.2	0.20	ppb v/v			11/16/14 07:43	2.9

TestAmerica Sacramento

# Client Sample Results

Client: Sandia National Laboratories  
Project/Site: MWL SVM

TestAmerica Job ID: 320-10172-1

Client Sample ID: 096722-001/MWL-SV04-50 (port 1)

Lab Sample ID: 320-10172-11

Date Collected: 10/22/14 09:56

Matrix: Air

Date Received: 10/30/14 10:00

Sample Container: Summa Canister 6L

## Method: TO-15 - Volatile Organic Compounds in Ambient Air (Continued)

Analyte	Result	Qualifier	RL	MDL	Unit	D	Prepared	Analyzed	Dil Fac
Bromomethane	ND		2.3	0.97	ppb v/v			11/16/14 07:43	2.9
2-Butanone (MEK)	0.69	J	2.3	0.58	ppb v/v			11/16/14 07:43	2.9
Carbon disulfide	1.6	J	2.3	0.23	ppb v/v			11/16/14 07:43	2.9
Carbon tetrachloride	ND		2.3	0.19	ppb v/v			11/16/14 07:43	2.9
Chlorobenzene	ND		0.87	0.19	ppb v/v			11/16/14 07:43	2.9
Chloroethane	ND		2.3	0.89	ppb v/v			11/16/14 07:43	2.9
Chloroform	1.8		0.87	0.28	ppb v/v			11/16/14 07:43	2.9
Chloromethane	ND		2.3	0.57	ppb v/v			11/16/14 07:43	2.9
Dibromochloromethane	ND		1.2	0.23	ppb v/v			11/16/14 07:43	2.9
1,2-Dibromoethane (EDB)	ND		2.3	0.22	ppb v/v			11/16/14 07:43	2.9
1,2-Dichloro-1,1,2,2-tetrafluoroethane	ND		1.2	0.45	ppb v/v			11/16/14 07:43	2.9
1,2-Dichlorobenzene	ND		1.2	0.38	ppb v/v			11/16/14 07:43	2.9
1,3-Dichlorobenzene	ND		1.2	0.32	ppb v/v			11/16/14 07:43	2.9
1,4-Dichlorobenzene	ND		1.2	0.43	ppb v/v			11/16/14 07:43	2.9
Dichlorodifluoromethane	19		1.2	0.42	ppb v/v			11/16/14 07:43	2.9
1,1-Dichloroethane	1.2		0.87	0.21	ppb v/v			11/16/14 07:43	2.9
1,2-Dichloroethane	ND		2.3	0.26	ppb v/v			11/16/14 07:43	2.9
1,1-Dichloroethene	5.9		2.3	0.37	ppb v/v			11/16/14 07:43	2.9
cis-1,2-Dichloroethene	ND		1.2	0.26	ppb v/v			11/16/14 07:43	2.9
trans-1,2-Dichloroethene	ND		1.2	0.29	ppb v/v			11/16/14 07:43	2.9
1,2-Dichloropropane	ND		1.2	0.70	ppb v/v			11/16/14 07:43	2.9
cis-1,3-Dichloropropene	ND		1.2	0.30	ppb v/v			11/16/14 07:43	2.9
trans-1,3-Dichloropropene	ND		1.2	0.26	ppb v/v			11/16/14 07:43	2.9
Ethylbenzene	ND		1.2	0.18	ppb v/v			11/16/14 07:43	2.9
4-Ethyltoluene	ND		1.2	0.54	ppb v/v			11/16/14 07:43	2.9
Hexachlorobutadiene	ND		5.8	1.3	ppb v/v			11/16/14 07:43	2.9
2-Hexanone	ND		1.2	0.25	ppb v/v			11/16/14 07:43	2.9
4-Methyl-2-pentanone (MIBK)	ND		1.2	0.39	ppb v/v			11/16/14 07:43	2.9
Methylene Chloride	ND		1.2	0.21	ppb v/v			11/16/14 07:43	2.9
Styrene	ND		1.2	0.17	ppb v/v			11/16/14 07:43	2.9
1,1,2,2-Tetrachloroethane	ND		1.2	0.20	ppb v/v			11/16/14 07:43	2.9
Tetrachloroethene	76		1.2	0.15	ppb v/v			11/16/14 07:43	2.9
Toluene	0.62	J	1.2	0.15	ppb v/v			11/16/14 07:43	2.9
1,1,2-Trichloro-1,2,2-trifluoroethane	64		1.2	0.47	ppb v/v			11/16/14 07:43	2.9
1,2,4-Trichlorobenzene	ND	*	5.8	1.3	ppb v/v			11/16/14 07:43	2.9
1,1,1-Trichloroethane	6.3		0.87	0.19	ppb v/v			11/16/14 07:43	2.9
1,1,2-Trichloroethane	ND		1.2	0.19	ppb v/v			11/16/14 07:43	2.9
Trichloroethene	59		1.2	0.30	ppb v/v			11/16/14 07:43	2.9
Trichlorofluoromethane	21		1.2	0.57	ppb v/v			11/16/14 07:43	2.9
1,2,4-Trimethylbenzene	ND		2.3	0.47	ppb v/v			11/16/14 07:43	2.9
1,3,5-Trimethylbenzene	ND		1.2	0.36	ppb v/v			11/16/14 07:43	2.9
Vinyl acetate	ND		2.3	0.42	ppb v/v			11/16/14 07:43	2.9
Vinyl chloride	ND		1.2	0.35	ppb v/v			11/16/14 07:43	2.9
m,p-Xylene	ND		2.3	0.29	ppb v/v			11/16/14 07:43	2.9
o-Xylene	ND		1.2	0.16	ppb v/v			11/16/14 07:43	2.9

Surrogate	%Recovery	Qualifier	Limits	Prepared	Analyzed	Dil Fac
4-Bromofluorobenzene (Surr)	91		70 - 130		11/16/14 07:43	2.9

TestAmerica Sacramento

# Client Sample Results

Client: Sandia National Laboratories  
Project/Site: MWL SVM

TestAmerica Job ID: 320-10172-1

**Client Sample ID: 096722-001/MWL-SV04-50 (port 1)**

**Lab Sample ID: 320-10172-11**

**Date Collected: 10/22/14 09:56**

**Matrix: Air**

**Date Received: 10/30/14 10:00**

**Sample Container: Summa Canister 6L**

## Method: TO-15 - Volatile Organic Compounds in Ambient Air (Continued)

Surrogate	%Recovery	Qualifier	Limits	Prepared	Analyzed	Dil Fac
1,2-Dichloroethane-d4 (Surr)	79		70 - 130		11/16/14 07:43	2.9
Toluene-d8 (Surr)	91		70 - 130		11/16/14 07:43	2.9

**Client Sample ID: 096723-001/MWL-SV04-100 (port 2)**

**Lab Sample ID: 320-10172-12**

**Date Collected: 10/22/14 09:59**

**Matrix: Air**

**Date Received: 10/30/14 10:00**

**Sample Container: Summa Canister 6L**

## Method: TO-15 - Volatile Organic Compounds in Ambient Air

Analyte	Result	Qualifier	RL	MDL	Unit	D	Prepared	Analyzed	Dil Fac
Acetone	5.0	J	25	0.89	ppb v/v			11/16/14 08:36	4.98
Benzene	0.84	J	2.0	0.39	ppb v/v			11/16/14 08:36	4.98
Benzyl chloride	ND		4.0	0.81	ppb v/v			11/16/14 08:36	4.98
Bromodichloromethane	ND		1.5	0.33	ppb v/v			11/16/14 08:36	4.98
Bromoform	ND		2.0	0.35	ppb v/v			11/16/14 08:36	4.98
Bromomethane	ND		4.0	1.7	ppb v/v			11/16/14 08:36	4.98
2-Butanone (MEK)	ND		4.0	0.99	ppb v/v			11/16/14 08:36	4.98
Carbon disulfide	ND		4.0	0.39	ppb v/v			11/16/14 08:36	4.98
Carbon tetrachloride	ND		4.0	0.32	ppb v/v			11/16/14 08:36	4.98
Chlorobenzene	ND		1.5	0.32	ppb v/v			11/16/14 08:36	4.98
Chloroethane	ND		4.0	1.5	ppb v/v			11/16/14 08:36	4.98
Chloroform	1.8		1.5	0.47	ppb v/v			11/16/14 08:36	4.98
Chloromethane	ND		4.0	0.98	ppb v/v			11/16/14 08:36	4.98
Dibromochloromethane	ND		2.0	0.39	ppb v/v			11/16/14 08:36	4.98
1,2-Dibromoethane (EDB)	ND		4.0	0.37	ppb v/v			11/16/14 08:36	4.98
1,2-Dichloro-1,1,2,2-tetrafluoroethane	ND		2.0	0.77	ppb v/v			11/16/14 08:36	4.98
1,2-Dichlorobenzene	ND		2.0	0.65	ppb v/v			11/16/14 08:36	4.98
1,3-Dichlorobenzene	ND		2.0	0.55	ppb v/v			11/16/14 08:36	4.98
1,4-Dichlorobenzene	ND		2.0	0.74	ppb v/v			11/16/14 08:36	4.98
Dichlorodifluoromethane	32		2.0	0.72	ppb v/v			11/16/14 08:36	4.98
1,1-Dichloroethane	2.8		1.5	0.36	ppb v/v			11/16/14 08:36	4.98
1,2-Dichloroethane	ND		4.0	0.44	ppb v/v			11/16/14 08:36	4.98
1,1-Dichloroethene	15		4.0	0.64	ppb v/v			11/16/14 08:36	4.98
cis-1,2-Dichloroethene	1.7	J	2.0	0.44	ppb v/v			11/16/14 08:36	4.98
trans-1,2-Dichloroethene	ND		2.0	0.50	ppb v/v			11/16/14 08:36	4.98
1,2-Dichloropropane	ND		2.0	1.2	ppb v/v			11/16/14 08:36	4.98
cis-1,3-Dichloropropene	ND		2.0	0.52	ppb v/v			11/16/14 08:36	4.98
trans-1,3-Dichloropropene	ND		2.0	0.44	ppb v/v			11/16/14 08:36	4.98
Ethylbenzene	ND		2.0	0.31	ppb v/v			11/16/14 08:36	4.98
4-Ethyltoluene	ND		2.0	0.93	ppb v/v			11/16/14 08:36	4.98
Hexachlorobutadiene	ND		10	2.2	ppb v/v			11/16/14 08:36	4.98
2-Hexanone	ND		2.0	0.43	ppb v/v			11/16/14 08:36	4.98
4-Methyl-2-pentanone (MIBK)	ND		2.0	0.67	ppb v/v			11/16/14 08:36	4.98
Methylene Chloride	0.49	J	2.0	0.36	ppb v/v			11/16/14 08:36	4.98
Styrene	ND		2.0	0.29	ppb v/v			11/16/14 08:36	4.98
1,1,2,2-Tetrachloroethane	ND		2.0	0.34	ppb v/v			11/16/14 08:36	4.98
Tetrachloroethene	120		2.0	0.25	ppb v/v			11/16/14 08:36	4.98
Toluene	0.99	J	2.0	0.25	ppb v/v			11/16/14 08:36	4.98

TestAmerica Sacramento

# Client Sample Results

Client: Sandia National Laboratories  
Project/Site: MWL SVM

TestAmerica Job ID: 320-10172-1

Client Sample ID: 096723-001/MWL-SV04-100 (port 2)

Lab Sample ID: 320-10172-12

Date Collected: 10/22/14 09:59

Matrix: Air

Date Received: 10/30/14 10:00

Sample Container: Summa Canister 6L

## Method: TO-15 - Volatile Organic Compounds in Ambient Air (Continued)

Analyte	Result	Qualifier	RL	MDL	Unit	D	Prepared	Analyzed	Dil Fac
1,1,2-Trichloro-1,2,2-trifluoroethane	96		2.0	0.81	ppb v/v			11/16/14 08:36	4.98
1,2,4-Trichlorobenzene	ND	*	10	2.2	ppb v/v			11/16/14 08:36	4.98
1,1,1-Trichloroethane	5.0		1.5	0.32	ppb v/v			11/16/14 08:36	4.98
1,1,2-Trichloroethane	ND		2.0	0.33	ppb v/v			11/16/14 08:36	4.98
Trichloroethene	120		2.0	0.52	ppb v/v			11/16/14 08:36	4.98
Trichlorofluoromethane	29		2.0	0.98	ppb v/v			11/16/14 08:36	4.98
1,2,4-Trimethylbenzene	ND		4.0	0.81	ppb v/v			11/16/14 08:36	4.98
1,3,5-Trimethylbenzene	ND		2.0	0.62	ppb v/v			11/16/14 08:36	4.98
Vinyl acetate	ND		4.0	0.72	ppb v/v			11/16/14 08:36	4.98
Vinyl chloride	ND		2.0	0.60	ppb v/v			11/16/14 08:36	4.98
m,p-Xylene	ND		4.0	0.50	ppb v/v			11/16/14 08:36	4.98
o-Xylene	ND		2.0	0.27	ppb v/v			11/16/14 08:36	4.98

Surrogate	%Recovery	Qualifier	Limits	Prepared	Analyzed	Dil Fac
4-Bromofluorobenzene (Surr)	92		70 - 130		11/16/14 08:36	4.98
1,2-Dichloroethane-d4 (Surr)	83		70 - 130		11/16/14 08:36	4.98
Toluene-d8 (Surr)	97		70 - 130		11/16/14 08:36	4.98

Client Sample ID: 096724-001/MWL-SV04-200 (port 3)

Lab Sample ID: 320-10172-13

Date Collected: 10/22/14 10:03

Matrix: Air

Date Received: 10/30/14 10:00

Sample Container: Summa Canister 6L

## Method: TO-15 - Volatile Organic Compounds in Ambient Air

Analyte	Result	Qualifier	RL	MDL	Unit	D	Prepared	Analyzed	Dil Fac
Acetone	ND		37	1.3	ppb v/v			11/16/14 09:28	7.45
Benzene	ND		3.0	0.59	ppb v/v			11/16/14 09:28	7.45
Benzyl chloride	ND		6.0	1.2	ppb v/v			11/16/14 09:28	7.45
Bromodichloromethane	ND		2.2	0.49	ppb v/v			11/16/14 09:28	7.45
Bromoform	ND		3.0	0.52	ppb v/v			11/16/14 09:28	7.45
Bromomethane	ND		6.0	2.5	ppb v/v			11/16/14 09:28	7.45
2-Butanone (MEK)	ND		6.0	1.5	ppb v/v			11/16/14 09:28	7.45
Carbon disulfide	ND		6.0	0.58	ppb v/v			11/16/14 09:28	7.45
Carbon tetrachloride	0.55	J	6.0	0.48	ppb v/v			11/16/14 09:28	7.45
Chlorobenzene	ND		2.2	0.48	ppb v/v			11/16/14 09:28	7.45
Chloroethane	ND		6.0	2.3	ppb v/v			11/16/14 09:28	7.45
Chloroform	1.2	J	2.2	0.71	ppb v/v			11/16/14 09:28	7.45
Chloromethane	ND		6.0	1.5	ppb v/v			11/16/14 09:28	7.45
Dibromochloromethane	ND		3.0	0.59	ppb v/v			11/16/14 09:28	7.45
1,2-Dibromoethane (EDB)	ND		6.0	0.56	ppb v/v			11/16/14 09:28	7.45
1,2-Dichloro-1,1,2,2-tetrafluoroethane	ND		3.0	1.2	ppb v/v			11/16/14 09:28	7.45
1,2-Dichlorobenzene	ND		3.0	0.97	ppb v/v			11/16/14 09:28	7.45
1,3-Dichlorobenzene	ND		3.0	0.82	ppb v/v			11/16/14 09:28	7.45
1,4-Dichlorobenzene	ND		3.0	1.1	ppb v/v			11/16/14 09:28	7.45
Dichlorodifluoromethane	48		3.0	1.1	ppb v/v			11/16/14 09:28	7.45
1,1-Dichloroethane	4.4		2.2	0.54	ppb v/v			11/16/14 09:28	7.45
1,2-Dichloroethane	ND		6.0	0.66	ppb v/v			11/16/14 09:28	7.45
1,1-Dichloroethene	30		6.0	0.96	ppb v/v			11/16/14 09:28	7.45

TestAmerica Sacramento

# Client Sample Results

Client: Sandia National Laboratories  
Project/Site: MWL SVM

TestAmerica Job ID: 320-10172-1

Client Sample ID: 096724-001/MWL-SV04-200 (port 3)

Lab Sample ID: 320-10172-13

Date Collected: 10/22/14 10:03

Matrix: Air

Date Received: 10/30/14 10:00

Sample Container: Summa Canister 6L

## Method: TO-15 - Volatile Organic Compounds in Ambient Air (Continued)

Analyte	Result	Qualifier	RL	MDL	Unit	D	Prepared	Analyzed	Dil Fac
cis-1,2-Dichloroethene	3.0		3.0	0.66	ppb v/v			11/16/14 09:28	7.45
trans-1,2-Dichloroethene	ND		3.0	0.75	ppb v/v			11/16/14 09:28	7.45
1,2-Dichloropropane	ND		3.0	1.8	ppb v/v			11/16/14 09:28	7.45
cis-1,3-Dichloropropene	ND		3.0	0.77	ppb v/v			11/16/14 09:28	7.45
trans-1,3-Dichloropropene	ND		3.0	0.66	ppb v/v			11/16/14 09:28	7.45
Ethylbenzene	ND		3.0	0.47	ppb v/v			11/16/14 09:28	7.45
4-Ethyltoluene	ND		3.0	1.4	ppb v/v			11/16/14 09:28	7.45
Hexachlorobutadiene	ND		15	3.2	ppb v/v			11/16/14 09:28	7.45
2-Hexanone	ND		3.0	0.65	ppb v/v			11/16/14 09:28	7.45
4-Methyl-2-pentanone (MIBK)	ND		3.0	1.0	ppb v/v			11/16/14 09:28	7.45
Methylene Chloride	1.1	J	3.0	0.54	ppb v/v			11/16/14 09:28	7.45
Styrene	ND		3.0	0.44	ppb v/v			11/16/14 09:28	7.45
1,1,2,2-Tetrachloroethane	ND		3.0	0.51	ppb v/v			11/16/14 09:28	7.45
Tetrachloroethene	180		3.0	0.38	ppb v/v			11/16/14 09:28	7.45
Toluene	1.9	J	3.0	0.38	ppb v/v			11/16/14 09:28	7.45
1,1,2-Trichloro-1,2,2-trifluoroethane	160		3.0	1.2	ppb v/v			11/16/14 09:28	7.45
1,2,4-Trichlorobenzene	ND	*	15	3.2	ppb v/v			11/16/14 09:28	7.45
1,1,1-Trichloroethane	2.1	J	2.2	0.48	ppb v/v			11/16/14 09:28	7.45
1,1,2-Trichloroethane	ND		3.0	0.50	ppb v/v			11/16/14 09:28	7.45
Trichloroethene	210		3.0	0.78	ppb v/v			11/16/14 09:28	7.45
Trichlorofluoromethane	29		3.0	1.5	ppb v/v			11/16/14 09:28	7.45
1,2,4-Trimethylbenzene	ND		6.0	1.2	ppb v/v			11/16/14 09:28	7.45
1,3,5-Trimethylbenzene	ND		3.0	0.93	ppb v/v			11/16/14 09:28	7.45
Vinyl acetate	ND		6.0	1.1	ppb v/v			11/16/14 09:28	7.45
Vinyl chloride	ND		3.0	0.89	ppb v/v			11/16/14 09:28	7.45
m,p-Xylene	ND		6.0	0.75	ppb v/v			11/16/14 09:28	7.45
o-Xylene	ND		3.0	0.40	ppb v/v			11/16/14 09:28	7.45
Surrogate	%Recovery	Qualifier	Limits				Prepared	Analyzed	Dil Fac
4-Bromofluorobenzene (Surr)	90		70 - 130					11/16/14 09:28	7.45
1,2-Dichloroethane-d4 (Surr)	79		70 - 130					11/16/14 09:28	7.45
Toluene-d8 (Surr)	95		70 - 130					11/16/14 09:28	7.45

Client Sample ID: 096725-001/MWL-SV04-300 (port 4)

Lab Sample ID: 320-10172-14

Date Collected: 10/22/14 10:07

Matrix: Air

Date Received: 10/30/14 10:00

Sample Container: Summa Canister 6L

## Method: TO-15 - Volatile Organic Compounds in Ambient Air

Analyte	Result	Qualifier	RL	MDL	Unit	D	Prepared	Analyzed	Dil Fac
Acetone	10	J	25	0.88	ppb v/v			11/16/14 10:21	4.97
Benzene	0.58	J	2.0	0.39	ppb v/v			11/16/14 10:21	4.97
Benzyl chloride	ND		4.0	0.81	ppb v/v			11/16/14 10:21	4.97
Bromodichloromethane	ND		1.5	0.33	ppb v/v			11/16/14 10:21	4.97
Bromoform	ND		2.0	0.35	ppb v/v			11/16/14 10:21	4.97
Bromomethane	ND		4.0	1.7	ppb v/v			11/16/14 10:21	4.97
2-Butanone (MEK)	1.8	J	4.0	0.99	ppb v/v			11/16/14 10:21	4.97
Carbon disulfide	0.52	J	4.0	0.39	ppb v/v			11/16/14 10:21	4.97

TestAmerica Sacramento



# Client Sample Results

Client: Sandia National Laboratories  
Project/Site: MWL SVM

TestAmerica Job ID: 320-10172-1

Client Sample ID: 096725-001/MWL-SV04-300 (port 4)

Lab Sample ID: 320-10172-14

Date Collected: 10/22/14 10:07

Matrix: Air

Date Received: 10/30/14 10:00

Sample Container: Summa Canister 6L

## Method: TO-15 - Volatile Organic Compounds in Ambient Air (Continued)

Analyte	Result	Qualifier	RL	MDL	Unit	D	Prepared	Analyzed	Dil Fac
Carbon tetrachloride	ND		4.0	0.32	ppb v/v			11/16/14 10:21	4.97
Chlorobenzene	ND		1.5	0.32	ppb v/v			11/16/14 10:21	4.97
Chloroethane	ND		4.0	1.5	ppb v/v			11/16/14 10:21	4.97
<b>Chloroform</b>	<b>0.51</b>	<b>J</b>	1.5	0.47	ppb v/v			11/16/14 10:21	4.97
Chloromethane	ND		4.0	0.98	ppb v/v			11/16/14 10:21	4.97
Dibromochloromethane	ND		2.0	0.39	ppb v/v			11/16/14 10:21	4.97
1,2-Dibromoethane (EDB)	ND		4.0	0.37	ppb v/v			11/16/14 10:21	4.97
1,2-Dichloro-1,1,2,2-tetrafluoroethane	ND		2.0	0.77	ppb v/v			11/16/14 10:21	4.97
1,2-Dichlorobenzene	ND		2.0	0.65	ppb v/v			11/16/14 10:21	4.97
1,3-Dichlorobenzene	ND		2.0	0.55	ppb v/v			11/16/14 10:21	4.97
1,4-Dichlorobenzene	ND		2.0	0.74	ppb v/v			11/16/14 10:21	4.97
<b>Dichlorodifluoromethane</b>	<b>18</b>		2.0	0.72	ppb v/v			11/16/14 10:21	4.97
<b>1,1-Dichloroethane</b>	<b>0.96</b>	<b>J</b>	1.5	0.36	ppb v/v			11/16/14 10:21	4.97
1,2-Dichloroethane	ND		4.0	0.44	ppb v/v			11/16/14 10:21	4.97
<b>1,1-Dichloroethene</b>	<b>9.9</b>		4.0	0.64	ppb v/v			11/16/14 10:21	4.97
<b>cis-1,2-Dichloroethene</b>	<b>0.67</b>	<b>J</b>	2.0	0.44	ppb v/v			11/16/14 10:21	4.97
trans-1,2-Dichloroethene	ND		2.0	0.50	ppb v/v			11/16/14 10:21	4.97
1,2-Dichloropropane	ND		2.0	1.2	ppb v/v			11/16/14 10:21	4.97
cis-1,3-Dichloropropene	ND		2.0	0.52	ppb v/v			11/16/14 10:21	4.97
trans-1,3-Dichloropropene	ND		2.0	0.44	ppb v/v			11/16/14 10:21	4.97
Ethylbenzene	ND		2.0	0.31	ppb v/v			11/16/14 10:21	4.97
4-Ethyltoluene	ND		2.0	0.93	ppb v/v			11/16/14 10:21	4.97
Hexachlorobutadiene	ND		9.9	2.1	ppb v/v			11/16/14 10:21	4.97
2-Hexanone	ND		2.0	0.43	ppb v/v			11/16/14 10:21	4.97
4-Methyl-2-pentanone (MIBK)	ND		2.0	0.67	ppb v/v			11/16/14 10:21	4.97
Methylene Chloride	ND		2.0	0.36	ppb v/v			11/16/14 10:21	4.97
Styrene	ND		2.0	0.29	ppb v/v			11/16/14 10:21	4.97
1,1,2,2-Tetrachloroethane	ND		2.0	0.34	ppb v/v			11/16/14 10:21	4.97
<b>Tetrachloroethene</b>	<b>130</b>		2.0	0.25	ppb v/v			11/16/14 10:21	4.97
<b>Toluene</b>	<b>1.8</b>	<b>J</b>	2.0	0.25	ppb v/v			11/16/14 10:21	4.97
<b>1,1,2-Trichloro-1,2,2-trifluoroethane</b>	<b>50</b>		2.0	0.81	ppb v/v			11/16/14 10:21	4.97
1,2,4-Trichlorobenzene	ND	*	9.9	2.2	ppb v/v			11/16/14 10:21	4.97
<b>1,1,1-Trichloroethane</b>	<b>0.79</b>	<b>J</b>	1.5	0.32	ppb v/v			11/16/14 10:21	4.97
1,1,2-Trichloroethane	ND		2.0	0.33	ppb v/v			11/16/14 10:21	4.97
<b>Trichloroethene</b>	<b>91</b>		2.0	0.52	ppb v/v			11/16/14 10:21	4.97
<b>Trichlorofluoromethane</b>	<b>9.4</b>		2.0	0.97	ppb v/v			11/16/14 10:21	4.97
1,2,4-Trimethylbenzene	ND		4.0	0.81	ppb v/v			11/16/14 10:21	4.97
1,3,5-Trimethylbenzene	ND		2.0	0.62	ppb v/v			11/16/14 10:21	4.97
Vinyl acetate	ND		4.0	0.72	ppb v/v			11/16/14 10:21	4.97
Vinyl chloride	ND		2.0	0.60	ppb v/v			11/16/14 10:21	4.97
m,p-Xylene	ND		4.0	0.50	ppb v/v			11/16/14 10:21	4.97
o-Xylene	ND		2.0	0.27	ppb v/v			11/16/14 10:21	4.97
Surrogate	%Recovery	Qualifier	Limits				Prepared	Analyzed	Dil Fac
4-Bromofluorobenzene (Surr)	94		70 - 130					11/16/14 10:21	4.97
1,2-Dichloroethane-d4 (Surr)	83		70 - 130					11/16/14 10:21	4.97
Toluene-d8 (Surr)	93		70 - 130					11/16/14 10:21	4.97

TestAmerica Sacramento



# Client Sample Results

Client: Sandia National Laboratories  
Project/Site: MWL SVM

TestAmerica Job ID: 320-10172-1

Client Sample ID: 096726-001/MWL-SV04-400 (port 5)

Lab Sample ID: 320-10172-15

Date Collected: 10/22/14 10:12

Matrix: Air

Date Received: 10/30/14 10:00

Sample Container: Summa Canister 6L

## Method: TO-15 - Volatile Organic Compounds in Ambient Air

Analyte	Result	Qualifier	RL	MDL	Unit	D	Prepared	Analyzed	Dil Fac
Acetone	5.2	J	25	0.90	ppb v/v			11/17/14 20:05	5.07
Benzene	1.5	J	2.0	0.40	ppb v/v			11/17/14 20:05	5.07
Benzyl chloride	ND		4.1	0.83	ppb v/v			11/17/14 20:05	5.07
Bromodichloromethane	ND		1.5	0.33	ppb v/v			11/17/14 20:05	5.07
Bromoform	ND		2.0	0.35	ppb v/v			11/17/14 20:05	5.07
Bromomethane	ND		4.1	1.7	ppb v/v			11/17/14 20:05	5.07
2-Butanone (MEK)	ND		4.1	1.0	ppb v/v			11/17/14 20:05	5.07
Carbon disulfide	1.0	J	4.1	0.40	ppb v/v			11/17/14 20:05	5.07
Carbon tetrachloride	ND		4.1	0.32	ppb v/v			11/17/14 20:05	5.07
Chlorobenzene	ND		1.5	0.32	ppb v/v			11/17/14 20:05	5.07
Chloroethane	ND		4.1	1.6	ppb v/v			11/17/14 20:05	5.07
Chloroform	0.61	J	1.5	0.48	ppb v/v			11/17/14 20:05	5.07
Chloromethane	1.2	J	4.1	1.0	ppb v/v			11/17/14 20:05	5.07
Dibromochloromethane	0.45	J	2.0	0.40	ppb v/v			11/17/14 20:05	5.07
1,2-Dibromoethane (EDB)	ND		4.1	0.38	ppb v/v			11/17/14 20:05	5.07
1,2-Dichloro-1,1,2,2-tetrafluoroethane	ND		2.0	0.79	ppb v/v			11/17/14 20:05	5.07
1,2-Dichlorobenzene	ND		2.0	0.66	ppb v/v			11/17/14 20:05	5.07
1,3-Dichlorobenzene	ND		2.0	0.56	ppb v/v			11/17/14 20:05	5.07
1,4-Dichlorobenzene	ND		2.0	0.76	ppb v/v			11/17/14 20:05	5.07
Dichlorodifluoromethane	15		2.0	0.74	ppb v/v			11/17/14 20:05	5.07
1,1-Dichloroethane	1.1	J	1.5	0.37	ppb v/v			11/17/14 20:05	5.07
1,2-Dichloroethane	ND		4.1	0.45	ppb v/v			11/17/14 20:05	5.07
1,1-Dichloroethene	8.9		4.1	0.65	ppb v/v			11/17/14 20:05	5.07
cis-1,2-Dichloroethene	0.95	J	2.0	0.45	ppb v/v			11/17/14 20:05	5.07
trans-1,2-Dichloroethene	ND		2.0	0.51	ppb v/v			11/17/14 20:05	5.07
1,2-Dichloropropane	ND		2.0	1.2	ppb v/v			11/17/14 20:05	5.07
cis-1,3-Dichloropropene	ND		2.0	0.53	ppb v/v			11/17/14 20:05	5.07
trans-1,3-Dichloropropene	ND		2.0	0.45	ppb v/v			11/17/14 20:05	5.07
Ethylbenzene	0.37	J B	2.0	0.32	ppb v/v			11/17/14 20:05	5.07
4-Ethyltoluene	ND		2.0	0.95	ppb v/v			11/17/14 20:05	5.07
Hexachlorobutadiene	ND		10	2.2	ppb v/v			11/17/14 20:05	5.07
2-Hexanone	ND		2.0	0.44	ppb v/v			11/17/14 20:05	5.07
4-Methyl-2-pentanone (MIBK)	ND		2.0	0.68	ppb v/v			11/17/14 20:05	5.07
Methylene Chloride	ND		2.0	0.37	ppb v/v			11/17/14 20:05	5.07
Styrene	0.52	J B	2.0	0.30	ppb v/v			11/17/14 20:05	5.07
1,1,2,2-Tetrachloroethane	ND		2.0	0.35	ppb v/v			11/17/14 20:05	5.07
Tetrachloroethene	140		2.0	0.26	ppb v/v			11/17/14 20:05	5.07
Toluene	1.5	J B	2.0	0.26	ppb v/v			11/17/14 20:05	5.07
1,1,2-Trichloro-1,2,2-trifluoroethane	44		2.0	0.83	ppb v/v			11/17/14 20:05	5.07
1,2,4-Trichlorobenzene	ND		10	2.2	ppb v/v			11/17/14 20:05	5.07
1,1,1-Trichloroethane	0.99	J	1.5	0.33	ppb v/v			11/17/14 20:05	5.07
1,1,2-Trichloroethane	ND		2.0	0.34	ppb v/v			11/17/14 20:05	5.07
Trichloroethene	96		2.0	0.53	ppb v/v			11/17/14 20:05	5.07
Trichlorofluoromethane	9.2		2.0	0.99	ppb v/v			11/17/14 20:05	5.07
1,2,4-Trimethylbenzene	ND		4.1	0.82	ppb v/v			11/17/14 20:05	5.07
1,3,5-Trimethylbenzene	ND		2.0	0.63	ppb v/v			11/17/14 20:05	5.07
Vinyl acetate	ND		4.1	0.74	ppb v/v			11/17/14 20:05	5.07
Vinyl chloride	ND		2.0	0.61	ppb v/v			11/17/14 20:05	5.07

TestAmerica Sacramento

# Client Sample Results

Client: Sandia National Laboratories  
Project/Site: MWL SVM

TestAmerica Job ID: 320-10172-1

**Client Sample ID: 096726-001/MWL-SV04-400 (port 5)**

**Lab Sample ID: 320-10172-15**

**Date Collected: 10/22/14 10:12**

**Matrix: Air**

**Date Received: 10/30/14 10:00**

**Sample Container: Summa Canister 6L**

## Method: TO-15 - Volatile Organic Compounds in Ambient Air (Continued)

Analyte	Result	Qualifier	RL	MDL	Unit	D	Prepared	Analyzed	Dil Fac
m,p-Xylene	0.98	J B	4.1	0.51	ppb v/v			11/17/14 20:05	5.07
o-Xylene	0.51	J B	2.0	0.27	ppb v/v			11/17/14 20:05	5.07
Surrogate	%Recovery	Qualifier	Limits				Prepared	Analyzed	Dil Fac
4-Bromofluorobenzene (Surr)	92		70 - 130					11/17/14 20:05	5.07
1,2-Dichloroethane-d4 (Surr)	79		70 - 130					11/17/14 20:05	5.07
Toluene-d8 (Surr)	95		70 - 130					11/17/14 20:05	5.07

**Client Sample ID: 096727-001/MWL-SV-FB4**

**Lab Sample ID: 320-10172-16**

**Date Collected: 10/22/14 09:53**

**Matrix: Air**

**Date Received: 10/30/14 10:00**

**Sample Container: Summa Canister 6L**

## Method: TO-15 - Volatile Organic Compounds in Ambient Air

Analyte	Result	Qualifier	RL	MDL	Unit	D	Prepared	Analyzed	Dil Fac
Acetone	ND		5.0	0.18	ppb v/v			11/16/14 20:39	1
Benzene	0.083	J	0.40	0.079	ppb v/v			11/16/14 20:39	1
Benzyl chloride	ND		0.80	0.16	ppb v/v			11/16/14 20:39	1
Bromodichloromethane	ND		0.30	0.066	ppb v/v			11/16/14 20:39	1
Bromoform	ND		0.40	0.070	ppb v/v			11/16/14 20:39	1
Bromomethane	ND		0.80	0.34	ppb v/v			11/16/14 20:39	1
2-Butanone (MEK)	ND		0.80	0.20	ppb v/v			11/16/14 20:39	1
Carbon disulfide	ND		0.80	0.078	ppb v/v			11/16/14 20:39	1
Carbon tetrachloride	ND		0.80	0.064	ppb v/v			11/16/14 20:39	1
Chlorobenzene	ND		0.30	0.064	ppb v/v			11/16/14 20:39	1
Chloroethane	ND		0.80	0.31	ppb v/v			11/16/14 20:39	1
Chloroform	ND		0.30	0.095	ppb v/v			11/16/14 20:39	1
Chloromethane	ND		0.80	0.20	ppb v/v			11/16/14 20:39	1
Dibromochloromethane	ND		0.40	0.079	ppb v/v			11/16/14 20:39	1
1,2-Dibromoethane (EDB)	ND		0.80	0.075	ppb v/v			11/16/14 20:39	1
1,2-Dichloro-1,1,2,2-tetrafluoroethane	ND		0.40	0.16	ppb v/v			11/16/14 20:39	1
1,2-Dichlorobenzene	ND		0.40	0.13	ppb v/v			11/16/14 20:39	1
1,3-Dichlorobenzene	ND		0.40	0.11	ppb v/v			11/16/14 20:39	1
1,4-Dichlorobenzene	ND		0.40	0.15	ppb v/v			11/16/14 20:39	1
Dichlorodifluoromethane	ND		0.40	0.15	ppb v/v			11/16/14 20:39	1
1,1-Dichloroethane	ND		0.30	0.072	ppb v/v			11/16/14 20:39	1
1,2-Dichloroethane	ND		0.80	0.088	ppb v/v			11/16/14 20:39	1
1,1-Dichloroethene	ND		0.80	0.13	ppb v/v			11/16/14 20:39	1
cis-1,2-Dichloroethene	ND		0.40	0.089	ppb v/v			11/16/14 20:39	1
trans-1,2-Dichloroethene	ND		0.40	0.10	ppb v/v			11/16/14 20:39	1
1,2-Dichloropropane	ND		0.40	0.24	ppb v/v			11/16/14 20:39	1
cis-1,3-Dichloropropene	ND		0.40	0.10	ppb v/v			11/16/14 20:39	1
trans-1,3-Dichloropropene	ND		0.40	0.088	ppb v/v			11/16/14 20:39	1
Ethylbenzene	ND		0.40	0.063	ppb v/v			11/16/14 20:39	1
4-Ethyltoluene	ND		0.40	0.19	ppb v/v			11/16/14 20:39	1
Hexachlorobutadiene	ND		2.0	0.43	ppb v/v			11/16/14 20:39	1
2-Hexanone	ND		0.40	0.087	ppb v/v			11/16/14 20:39	1
4-Methyl-2-pentanone (MIBK)	ND		0.40	0.14	ppb v/v			11/16/14 20:39	1
Methylene Chloride	ND		0.40	0.072	ppb v/v			11/16/14 20:39	1

TestAmerica Sacramento

# Client Sample Results

Client: Sandia National Laboratories  
Project/Site: MWL SVM

TestAmerica Job ID: 320-10172-1

**Client Sample ID: 096727-001/MWL-SV-FB4**

**Lab Sample ID: 320-10172-16**

**Date Collected: 10/22/14 09:53**

**Matrix: Air**

**Date Received: 10/30/14 10:00**

**Sample Container: Summa Canister 6L**

## Method: TO-15 - Volatile Organic Compounds in Ambient Air (Continued)

Analyte	Result	Qualifier	RL	MDL	Unit	D	Prepared	Analyzed	Dil Fac
<b>Styrene</b>	<b>0.064</b>	<b>J B</b>	0.40	0.059	ppb v/v			11/16/14 20:39	1
1,1,2,2-Tetrachloroethane	ND		0.40	0.069	ppb v/v			11/16/14 20:39	1
Tetrachloroethene	ND		0.40	0.051	ppb v/v			11/16/14 20:39	1
<b>Toluene</b>	<b>0.051</b>	<b>J</b>	0.40	0.051	ppb v/v			11/16/14 20:39	1
1,1,2-Trichloro-1,2,2-trifluoroethane	ND		0.40	0.16	ppb v/v			11/16/14 20:39	1
1,2,4-Trichlorobenzene	ND	*	2.0	0.43	ppb v/v			11/16/14 20:39	1
1,1,1-Trichloroethane	ND		0.30	0.065	ppb v/v			11/16/14 20:39	1
1,1,2-Trichloroethane	ND		0.40	0.067	ppb v/v			11/16/14 20:39	1
Trichloroethene	ND		0.40	0.11	ppb v/v			11/16/14 20:39	1
Trichlorofluoromethane	ND		0.40	0.20	ppb v/v			11/16/14 20:39	1
1,2,4-Trimethylbenzene	ND		0.80	0.16	ppb v/v			11/16/14 20:39	1
1,3,5-Trimethylbenzene	ND		0.40	0.13	ppb v/v			11/16/14 20:39	1
Vinyl acetate	ND		0.80	0.15	ppb v/v			11/16/14 20:39	1
Vinyl chloride	ND		0.40	0.12	ppb v/v			11/16/14 20:39	1
<b>m,p-Xylene</b>	<b>0.15</b>	<b>J B</b>	0.80	0.10	ppb v/v			11/16/14 20:39	1
<b>o-Xylene</b>	<b>0.067</b>	<b>J B</b>	0.40	0.054	ppb v/v			11/16/14 20:39	1

Surrogate	%Recovery	Qualifier	Limits	Prepared	Analyzed	Dil Fac
4-Bromofluorobenzene (Surr)	88		70 - 130		11/16/14 20:39	1
1,2-Dichloroethane-d4 (Surr)	83		70 - 130		11/16/14 20:39	1
Toluene-d8 (Surr)	94		70 - 130		11/16/14 20:39	1

**Client Sample ID: 096728-001/MWL-SV05-50 (port 1)**

**Lab Sample ID: 320-10172-17**

**Date Collected: 10/22/14 10:28**

**Matrix: Air**

**Date Received: 10/30/14 10:00**

**Sample Container: Summa Canister 6L**

## Method: TO-15 - Volatile Organic Compounds in Ambient Air

Analyte	Result	Qualifier	RL	MDL	Unit	D	Prepared	Analyzed	Dil Fac
<b>Acetone</b>	<b>8.3</b>	<b>J</b>	15	0.52	ppb v/v			11/17/14 09:50	2.93
<b>Benzene</b>	<b>0.79</b>	<b>J</b>	1.2	0.23	ppb v/v			11/17/14 09:50	2.93
Benzyl chloride	ND		2.3	0.48	ppb v/v			11/17/14 09:50	2.93
Bromodichloromethane	ND		0.88	0.19	ppb v/v			11/17/14 09:50	2.93
Bromoform	ND		1.2	0.21	ppb v/v			11/17/14 09:50	2.93
Bromomethane	ND		2.3	0.98	ppb v/v			11/17/14 09:50	2.93
<b>2-Butanone (MEK)</b>	<b>1.2</b>	<b>J</b>	2.3	0.58	ppb v/v			11/17/14 09:50	2.93
<b>Carbon disulfide</b>	<b>1.4</b>	<b>J</b>	2.3	0.23	ppb v/v			11/17/14 09:50	2.93
<b>Carbon tetrachloride</b>	<b>0.38</b>	<b>J</b>	2.3	0.19	ppb v/v			11/17/14 09:50	2.93
<b>Chlorobenzene</b>	<b>0.22</b>	<b>J B</b>	0.88	0.19	ppb v/v			11/17/14 09:50	2.93
Chloroethane	ND		2.3	0.90	ppb v/v			11/17/14 09:50	2.93
<b>Chloroform</b>	<b>1.3</b>		0.88	0.28	ppb v/v			11/17/14 09:50	2.93
Chloromethane	ND		2.3	0.58	ppb v/v			11/17/14 09:50	2.93
Dibromochloromethane	ND		1.2	0.23	ppb v/v			11/17/14 09:50	2.93
1,2-Dibromoethane (EDB)	ND		2.3	0.22	ppb v/v			11/17/14 09:50	2.93
1,2-Dichloro-1,1,2,2-tetrafluoroethane	ND		1.2	0.45	ppb v/v			11/17/14 09:50	2.93
1,2-Dichlorobenzene	ND		1.2	0.38	ppb v/v			11/17/14 09:50	2.93
1,3-Dichlorobenzene	ND		1.2	0.32	ppb v/v			11/17/14 09:50	2.93
1,4-Dichlorobenzene	ND		1.2	0.44	ppb v/v			11/17/14 09:50	2.93
<b>Dichlorodifluoromethane</b>	<b>39</b>		1.2	0.42	ppb v/v			11/17/14 09:50	2.93

TestAmerica Sacramento

# Client Sample Results

Client: Sandia National Laboratories  
Project/Site: MWL SVM

TestAmerica Job ID: 320-10172-1

Client Sample ID: 096728-001/MWL-SV05-50 (port 1)

Lab Sample ID: 320-10172-17

Date Collected: 10/22/14 10:28

Matrix: Air

Date Received: 10/30/14 10:00

Sample Container: Summa Canister 6L

## Method: TO-15 - Volatile Organic Compounds in Ambient Air (Continued)

Analyte	Result	Qualifier	RL	MDL	Unit	D	Prepared	Analyzed	Dil Fac
1,1-Dichloroethane	1.5		0.88	0.21	ppb v/v			11/17/14 09:50	2.93
1,2-Dichloroethane	ND		2.3	0.26	ppb v/v			11/17/14 09:50	2.93
1,1-Dichloroethene	9.4		2.3	0.38	ppb v/v			11/17/14 09:50	2.93
cis-1,2-Dichloroethene	0.68	J	1.2	0.26	ppb v/v			11/17/14 09:50	2.93
trans-1,2-Dichloroethene	ND		1.2	0.29	ppb v/v			11/17/14 09:50	2.93
1,2-Dichloropropane	ND		1.2	0.70	ppb v/v			11/17/14 09:50	2.93
cis-1,3-Dichloropropene	ND		1.2	0.30	ppb v/v			11/17/14 09:50	2.93
trans-1,3-Dichloropropene	ND		1.2	0.26	ppb v/v			11/17/14 09:50	2.93
Ethylbenzene	0.25	J B	1.2	0.18	ppb v/v			11/17/14 09:50	2.93
4-Ethyltoluene	ND		1.2	0.55	ppb v/v			11/17/14 09:50	2.93
Hexachlorobutadiene	ND		5.9	1.3	ppb v/v			11/17/14 09:50	2.93
2-Hexanone	ND		1.2	0.25	ppb v/v			11/17/14 09:50	2.93
4-Methyl-2-pentanone (MIBK)	ND		1.2	0.40	ppb v/v			11/17/14 09:50	2.93
Methylene Chloride	0.28	J	1.2	0.21	ppb v/v			11/17/14 09:50	2.93
Styrene	0.27	J B	1.2	0.17	ppb v/v			11/17/14 09:50	2.93
1,1,2,2-Tetrachloroethane	ND		1.2	0.20	ppb v/v			11/17/14 09:50	2.93
Tetrachloroethene	48		1.2	0.15	ppb v/v			11/17/14 09:50	2.93
Toluene	1.1	J	1.2	0.15	ppb v/v			11/17/14 09:50	2.93
1,1,2-Trichloro-1,2,2-trifluoroethane	43		1.2	0.48	ppb v/v			11/17/14 09:50	2.93
1,2,4-Trichlorobenzene	ND	*	5.9	1.3	ppb v/v			11/17/14 09:50	2.93
1,1,1-Trichloroethane	12		0.88	0.19	ppb v/v			11/17/14 09:50	2.93
1,1,2-Trichloroethane	ND		1.2	0.20	ppb v/v			11/17/14 09:50	2.93
Trichloroethene	61		1.2	0.31	ppb v/v			11/17/14 09:50	2.93
Trichlorofluoromethane	89		1.2	0.57	ppb v/v			11/17/14 09:50	2.93
1,2,4-Trimethylbenzene	ND		2.3	0.47	ppb v/v			11/17/14 09:50	2.93
1,3,5-Trimethylbenzene	ND		1.2	0.37	ppb v/v			11/17/14 09:50	2.93
Vinyl acetate	ND		2.3	0.42	ppb v/v			11/17/14 09:50	2.93
Vinyl chloride	ND		1.2	0.35	ppb v/v			11/17/14 09:50	2.93
m,p-Xylene	0.60	J B	2.3	0.29	ppb v/v			11/17/14 09:50	2.93
o-Xylene	0.27	J B	1.2	0.16	ppb v/v			11/17/14 09:50	2.93

Surrogate	%Recovery	Qualifier	Limits	Prepared	Analyzed	Dil Fac
4-Bromofluorobenzene (Surr)	89		70 - 130		11/17/14 09:50	2.93
1,2-Dichloroethane-d4 (Surr)	79		70 - 130		11/17/14 09:50	2.93
Toluene-d8 (Surr)	95		70 - 130		11/17/14 09:50	2.93

Client Sample ID: 096729-001/MWL-SV05-100 (port 2)

Lab Sample ID: 320-10172-18

Date Collected: 10/22/14 10:30

Matrix: Air

Date Received: 10/30/14 10:00

Sample Container: Summa Canister 6L

## Method: TO-15 - Volatile Organic Compounds in Ambient Air

Analyte	Result	Qualifier	RL	MDL	Unit	D	Prepared	Analyzed	Dil Fac
Acetone	7.2	J	16	0.56	ppb v/v			11/17/14 20:58	3.16
Benzene	0.53	J	1.3	0.25	ppb v/v			11/17/14 20:58	3.16
Benzyl chloride	ND		2.5	0.52	ppb v/v			11/17/14 20:58	3.16
Bromodichloromethane	ND		0.95	0.21	ppb v/v			11/17/14 20:58	3.16
Bromoform	ND		1.3	0.22	ppb v/v			11/17/14 20:58	3.16

TestAmerica Sacramento

# Client Sample Results

Client: Sandia National Laboratories  
Project/Site: MWL SVM

TestAmerica Job ID: 320-10172-1

Client Sample ID: 096729-001/MWL-SV05-100 (port 2)

Lab Sample ID: 320-10172-18

Date Collected: 10/22/14 10:30

Matrix: Air

Date Received: 10/30/14 10:00

Sample Container: Summa Canister 6L

## Method: TO-15 - Volatile Organic Compounds in Ambient Air (Continued)

Analyte	Result	Qualifier	RL	MDL	Unit	D	Prepared	Analyzed	Dil Fac
Bromomethane	ND		2.5	1.1	ppb v/v			11/17/14 20:58	3.16
<b>2-Butanone (MEK)</b>	<b>1.2</b>	<b>J</b>	2.5	0.63	ppb v/v			11/17/14 20:58	3.16
Carbon disulfide	ND		2.5	0.25	ppb v/v			11/17/14 20:58	3.16
<b>Carbon tetrachloride</b>	<b>0.67</b>	<b>J</b>	2.5	0.20	ppb v/v			11/17/14 20:58	3.16
Chlorobenzene	ND		0.95	0.20	ppb v/v			11/17/14 20:58	3.16
Chloroethane	ND		2.5	0.97	ppb v/v			11/17/14 20:58	3.16
<b>Chloroform</b>	<b>2.1</b>		0.95	0.30	ppb v/v			11/17/14 20:58	3.16
Chloromethane	ND		2.5	0.62	ppb v/v			11/17/14 20:58	3.16
Dibromochloromethane	ND		1.3	0.25	ppb v/v			11/17/14 20:58	3.16
1,2-Dibromoethane (EDB)	ND		2.5	0.24	ppb v/v			11/17/14 20:58	3.16
1,2-Dichloro-1,1,2,2-tetrafluoroethane	ND		1.3	0.49	ppb v/v			11/17/14 20:58	3.16
1,2-Dichlorobenzene	ND		1.3	0.41	ppb v/v			11/17/14 20:58	3.16
1,3-Dichlorobenzene	ND		1.3	0.35	ppb v/v			11/17/14 20:58	3.16
1,4-Dichlorobenzene	ND		1.3	0.47	ppb v/v			11/17/14 20:58	3.16
<b>Dichlorodifluoromethane</b>	<b>60</b>		1.3	0.46	ppb v/v			11/17/14 20:58	3.16
<b>1,1-Dichloroethane</b>	<b>3.3</b>		0.95	0.23	ppb v/v			11/17/14 20:58	3.16
1,2-Dichloroethane	ND		2.5	0.28	ppb v/v			11/17/14 20:58	3.16
<b>1,1-Dichloroethene</b>	<b>22</b>		2.5	0.41	ppb v/v			11/17/14 20:58	3.16
<b>cis-1,2-Dichloroethene</b>	<b>1.7</b>		1.3	0.28	ppb v/v			11/17/14 20:58	3.16
trans-1,2-Dichloroethene	ND		1.3	0.32	ppb v/v			11/17/14 20:58	3.16
1,2-Dichloropropane	ND		1.3	0.76	ppb v/v			11/17/14 20:58	3.16
cis-1,3-Dichloropropene	ND		1.3	0.33	ppb v/v			11/17/14 20:58	3.16
trans-1,3-Dichloropropene	ND		1.3	0.28	ppb v/v			11/17/14 20:58	3.16
Ethylbenzene	ND		1.3	0.20	ppb v/v			11/17/14 20:58	3.16
4-Ethyltoluene	ND		1.3	0.59	ppb v/v			11/17/14 20:58	3.16
Hexachlorobutadiene	ND		6.3	1.4	ppb v/v			11/17/14 20:58	3.16
2-Hexanone	ND		1.3	0.27	ppb v/v			11/17/14 20:58	3.16
4-Methyl-2-pentanone (MIBK)	ND		1.3	0.43	ppb v/v			11/17/14 20:58	3.16
<b>Methylene Chloride</b>	<b>0.86</b>	<b>J</b>	1.3	0.23	ppb v/v			11/17/14 20:58	3.16
<b>Styrene</b>	<b>0.25</b>	<b>J B</b>	1.3	0.19	ppb v/v			11/17/14 20:58	3.16
1,1,2,2-Tetrachloroethane	ND		1.3	0.22	ppb v/v			11/17/14 20:58	3.16
<b>Tetrachloroethene</b>	<b>96</b>		1.3	0.16	ppb v/v			11/17/14 20:58	3.16
<b>Toluene</b>	<b>0.97</b>	<b>J B</b>	1.3	0.16	ppb v/v			11/17/14 20:58	3.16
<b>1,1,2-Trichloro-1,2,2-trifluoroethane</b>	<b>88</b>		1.3	0.52	ppb v/v			11/17/14 20:58	3.16
1,2,4-Trichlorobenzene	ND		6.3	1.4	ppb v/v			11/17/14 20:58	3.16
<b>1,1,1-Trichloroethane</b>	<b>12</b>		0.95	0.21	ppb v/v			11/17/14 20:58	3.16
1,1,2-Trichloroethane	ND		1.3	0.21	ppb v/v			11/17/14 20:58	3.16
<b>Trichloroethene</b>	<b>130</b>		1.3	0.33	ppb v/v			11/17/14 20:58	3.16
<b>Trichlorofluoromethane</b>	<b>120</b>		1.3	0.62	ppb v/v			11/17/14 20:58	3.16
1,2,4-Trimethylbenzene	ND		2.5	0.51	ppb v/v			11/17/14 20:58	3.16
1,3,5-Trimethylbenzene	ND		1.3	0.40	ppb v/v			11/17/14 20:58	3.16
Vinyl acetate	ND		2.5	0.46	ppb v/v			11/17/14 20:58	3.16
Vinyl chloride	ND		1.3	0.38	ppb v/v			11/17/14 20:58	3.16
<b>m,p-Xylene</b>	<b>0.48</b>	<b>J B</b>	2.5	0.32	ppb v/v			11/17/14 20:58	3.16
<b>o-Xylene</b>	<b>0.25</b>	<b>J B</b>	1.3	0.17	ppb v/v			11/17/14 20:58	3.16
Surrogate	%Recovery	Qualifier	Limits				Prepared	Analyzed	Dil Fac
4-Bromofluorobenzene (Surr)	92		70 - 130					11/17/14 20:58	3.16

TestAmerica Sacramento

# Client Sample Results

Client: Sandia National Laboratories  
Project/Site: MWL SVM

TestAmerica Job ID: 320-10172-1

**Client Sample ID: 096729-001/MWL-SV05-100 (port 2)**

**Lab Sample ID: 320-10172-18**

**Date Collected: 10/22/14 10:30**

**Matrix: Air**

**Date Received: 10/30/14 10:00**

**Sample Container: Summa Canister 6L**

## Method: TO-15 - Volatile Organic Compounds in Ambient Air (Continued)

Surrogate	%Recovery	Qualifier	Limits	Prepared	Analyzed	Dil Fac
1,2-Dichloroethane-d4 (Surr)	80		70 - 130		11/17/14 20:58	3.16
Toluene-d8 (Surr)	91		70 - 130		11/17/14 20:58	3.16

**Client Sample ID: 096730-001/MWL-SV05-200 (port 3)**

**Lab Sample ID: 320-10172-19**

**Date Collected: 10/22/14 10:34**

**Matrix: Air**

**Date Received: 10/30/14 10:00**

**Sample Container: Summa Canister 6L**

## Method: TO-15 - Volatile Organic Compounds in Ambient Air

Analyte	Result	Qualifier	RL	MDL	Unit	D	Prepared	Analyzed	Dil Fac
Acetone	6.4	J	31	1.1	ppb v/v			11/17/14 21:49	6.29
Benzene	ND		2.5	0.50	ppb v/v			11/17/14 21:49	6.29
Benzyl chloride	ND		5.0	1.0	ppb v/v			11/17/14 21:49	6.29
Bromodichloromethane	ND		1.9	0.42	ppb v/v			11/17/14 21:49	6.29
Bromoform	ND		2.5	0.44	ppb v/v			11/17/14 21:49	6.29
Bromomethane	ND		5.0	2.1	ppb v/v			11/17/14 21:49	6.29
2-Butanone (MEK)	1.6	J	5.0	1.3	ppb v/v			11/17/14 21:49	6.29
Carbon disulfide	ND		5.0	0.49	ppb v/v			11/17/14 21:49	6.29
Carbon tetrachloride	1.2	J	5.0	0.40	ppb v/v			11/17/14 21:49	6.29
Chlorobenzene	ND		1.9	0.40	ppb v/v			11/17/14 21:49	6.29
Chloroethane	ND		5.0	1.9	ppb v/v			11/17/14 21:49	6.29
Chloroform	2.1		1.9	0.60	ppb v/v			11/17/14 21:49	6.29
Chloromethane	ND		5.0	1.2	ppb v/v			11/17/14 21:49	6.29
Dibromochloromethane	ND		2.5	0.50	ppb v/v			11/17/14 21:49	6.29
1,2-Dibromoethane (EDB)	ND		5.0	0.47	ppb v/v			11/17/14 21:49	6.29
1,2-Dichloro-1,1,2,2-tetrafluoroethane	ND		2.5	0.97	ppb v/v			11/17/14 21:49	6.29
1,2-Dichlorobenzene	ND		2.5	0.82	ppb v/v			11/17/14 21:49	6.29
1,3-Dichlorobenzene	ND		2.5	0.69	ppb v/v			11/17/14 21:49	6.29
1,4-Dichlorobenzene	ND		2.5	0.94	ppb v/v			11/17/14 21:49	6.29
Dichlorodifluoromethane	62		2.5	0.91	ppb v/v			11/17/14 21:49	6.29
1,1-Dichloroethane	5.1		1.9	0.45	ppb v/v			11/17/14 21:49	6.29
1,2-Dichloroethane	ND		5.0	0.55	ppb v/v			11/17/14 21:49	6.29
1,1-Dichloroethene	42		5.0	0.81	ppb v/v			11/17/14 21:49	6.29
cis-1,2-Dichloroethene	2.5		2.5	0.56	ppb v/v			11/17/14 21:49	6.29
trans-1,2-Dichloroethene	ND		2.5	0.63	ppb v/v			11/17/14 21:49	6.29
1,2-Dichloropropane	ND		2.5	1.5	ppb v/v			11/17/14 21:49	6.29
cis-1,3-Dichloropropene	ND		2.5	0.65	ppb v/v			11/17/14 21:49	6.29
trans-1,3-Dichloropropene	ND		2.5	0.55	ppb v/v			11/17/14 21:49	6.29
Ethylbenzene	ND		2.5	0.40	ppb v/v			11/17/14 21:49	6.29
4-Ethyltoluene	ND		2.5	1.2	ppb v/v			11/17/14 21:49	6.29
Hexachlorobutadiene	ND		13	2.7	ppb v/v			11/17/14 21:49	6.29
2-Hexanone	ND		2.5	0.55	ppb v/v			11/17/14 21:49	6.29
4-Methyl-2-pentanone (MIBK)	ND		2.5	0.85	ppb v/v			11/17/14 21:49	6.29
Methylene Chloride	2.4	J	2.5	0.45	ppb v/v			11/17/14 21:49	6.29
Styrene	ND		2.5	0.37	ppb v/v			11/17/14 21:49	6.29
1,1,2,2-Tetrachloroethane	ND		2.5	0.43	ppb v/v			11/17/14 21:49	6.29
Tetrachloroethene	140		2.5	0.32	ppb v/v			11/17/14 21:49	6.29
Toluene	2.2	J B	2.5	0.32	ppb v/v			11/17/14 21:49	6.29

TestAmerica Sacramento

# Client Sample Results

Client: Sandia National Laboratories  
Project/Site: MWL SVM

TestAmerica Job ID: 320-10172-1

Client Sample ID: 096730-001/MWL-SV05-200 (port 3)

Lab Sample ID: 320-10172-19

Date Collected: 10/22/14 10:34

Matrix: Air

Date Received: 10/30/14 10:00

Sample Container: Summa Canister 6L

## Method: TO-15 - Volatile Organic Compounds in Ambient Air (Continued)

Analyte	Result	Qualifier	RL	MDL	Unit	D	Prepared	Analyzed	Dil Fac
1,1,2-Trichloro-1,2,2-trifluoroethane	160		2.5	1.0	ppb v/v			11/17/14 21:49	6.29
1,2,4-Trichlorobenzene	ND		13	2.7	ppb v/v			11/17/14 21:49	6.29
1,1,1-Trichloroethane	3.6		1.9	0.41	ppb v/v			11/17/14 21:49	6.29
1,1,2-Trichloroethane	ND		2.5	0.42	ppb v/v			11/17/14 21:49	6.29
Trichloroethene	210		2.5	0.66	ppb v/v			11/17/14 21:49	6.29
Trichlorofluoromethane	70		2.5	1.2	ppb v/v			11/17/14 21:49	6.29
1,2,4-Trimethylbenzene	ND		5.0	1.0	ppb v/v			11/17/14 21:49	6.29
1,3,5-Trimethylbenzene	ND		2.5	0.79	ppb v/v			11/17/14 21:49	6.29
Vinyl acetate	ND		5.0	0.91	ppb v/v			11/17/14 21:49	6.29
Vinyl chloride	ND		2.5	0.75	ppb v/v			11/17/14 21:49	6.29
m,p-Xylene	0.77	J B	5.0	0.63	ppb v/v			11/17/14 21:49	6.29
o-Xylene	0.43	J B	2.5	0.34	ppb v/v			11/17/14 21:49	6.29
Surrogate	%Recovery	Qualifier	Limits				Prepared	Analyzed	Dil Fac
4-Bromofluorobenzene (Surr)	92		70 - 130					11/17/14 21:49	6.29
1,2-Dichloroethane-d4 (Surr)	79		70 - 130					11/17/14 21:49	6.29
Toluene-d8 (Surr)	92		70 - 130					11/17/14 21:49	6.29

Client Sample ID: 096731-001/MWL-SV05-200 (port 3)

Lab Sample ID: 320-10172-20

Date Collected: 10/22/14 10:36

Matrix: Air

Date Received: 10/30/14 10:00

Sample Container: Summa Canister 6L

## Method: TO-15 - Volatile Organic Compounds in Ambient Air

Analyte	Result	Qualifier	RL	MDL	Unit	D	Prepared	Analyzed	Dil Fac
Acetone	4.3	J	5.0	0.18	ppb v/v			11/18/14 11:45	1
Benzene	0.33	J	0.40	0.079	ppb v/v			11/18/14 11:45	1
Benzyl chloride	ND		0.80	0.16	ppb v/v			11/18/14 11:45	1
Bromodichloromethane	ND		0.30	0.066	ppb v/v			11/18/14 11:45	1
Bromoform	ND		0.40	0.070	ppb v/v			11/18/14 11:45	1
Bromomethane	ND		0.80	0.34	ppb v/v			11/18/14 11:45	1
2-Butanone (MEK)	0.81		0.80	0.20	ppb v/v			11/18/14 11:45	1
Carbon disulfide	0.53	J	0.80	0.078	ppb v/v			11/18/14 11:45	1
Carbon tetrachloride	1.2		0.80	0.064	ppb v/v			11/18/14 11:45	1
Chlorobenzene	0.076	J B	0.30	0.064	ppb v/v			11/18/14 11:45	1
Chloroethane	ND		0.80	0.31	ppb v/v			11/18/14 11:45	1
Chloroform	1.9		0.30	0.095	ppb v/v			11/18/14 11:45	1
Chloromethane	0.23	J	0.80	0.20	ppb v/v			11/18/14 11:45	1
Dibromochloromethane	ND		0.40	0.079	ppb v/v			11/18/14 11:45	1
1,2-Dibromoethane (EDB)	ND		0.80	0.075	ppb v/v			11/18/14 11:45	1
1,2-Dichloro-1,1,2,2-tetrafluoroethane	ND		0.40	0.16	ppb v/v			11/18/14 11:45	1
1,2-Dichlorobenzene	ND		0.40	0.13	ppb v/v			11/18/14 11:45	1
1,3-Dichlorobenzene	ND		0.40	0.11	ppb v/v			11/18/14 11:45	1
1,4-Dichlorobenzene	ND		0.40	0.15	ppb v/v			11/18/14 11:45	1
1,1-Dichloroethane	5.3		0.30	0.072	ppb v/v			11/18/14 11:45	1
1,2-Dichloroethane	ND		0.80	0.088	ppb v/v			11/18/14 11:45	1
1,1-Dichloroethene	45		0.80	0.13	ppb v/v			11/18/14 11:45	1
cis-1,2-Dichloroethene	2.7		0.40	0.089	ppb v/v			11/18/14 11:45	1

TestAmerica Sacramento



# Client Sample Results

Client: Sandia National Laboratories  
Project/Site: MWL SVM

TestAmerica Job ID: 320-10172-1

Client Sample ID: 096731-001/MWL-SV05-200 (port 3)

Lab Sample ID: 320-10172-20

Date Collected: 10/22/14 10:36

Matrix: Air

Date Received: 10/30/14 10:00

Sample Container: Summa Canister 6L

## Method: TO-15 - Volatile Organic Compounds in Ambient Air (Continued)

Analyte	Result	Qualifier	RL	MDL	Unit	D	Prepared	Analyzed	Dil Fac
trans-1,2-Dichloroethene	ND		0.40	0.10	ppb v/v			11/18/14 11:45	1
1,2-Dichloropropane	0.30	J	0.40	0.24	ppb v/v			11/18/14 11:45	1
cis-1,3-Dichloropropene	ND		0.40	0.10	ppb v/v			11/18/14 11:45	1
trans-1,3-Dichloropropene	ND		0.40	0.088	ppb v/v			11/18/14 11:45	1
Ethylbenzene	0.071	J B	0.40	0.063	ppb v/v			11/18/14 11:45	1
4-Ethyltoluene	ND		0.40	0.19	ppb v/v			11/18/14 11:45	1
Hexachlorobutadiene	ND		2.0	0.43	ppb v/v			11/18/14 11:45	1
2-Hexanone	0.12	J	0.40	0.087	ppb v/v			11/18/14 11:45	1
4-Methyl-2-pentanone (MIBK)	ND		0.40	0.14	ppb v/v			11/18/14 11:45	1
Methylene Chloride	2.6		0.40	0.072	ppb v/v			11/18/14 11:45	1
Styrene	0.063	J B	0.40	0.059	ppb v/v			11/18/14 11:45	1
1,1,2,2-Tetrachloroethane	ND		0.40	0.069	ppb v/v			11/18/14 11:45	1
Toluene	2.4	B	0.40	0.051	ppb v/v			11/18/14 11:45	1
1,2,4-Trichlorobenzene	ND		2.0	0.43	ppb v/v			11/18/14 11:45	1
1,1,1-Trichloroethane	3.3		0.30	0.065	ppb v/v			11/18/14 11:45	1
1,1,2-Trichloroethane	ND		0.40	0.067	ppb v/v			11/18/14 11:45	1
1,2,4-Trimethylbenzene	0.18	J	0.80	0.16	ppb v/v			11/18/14 11:45	1
1,3,5-Trimethylbenzene	ND		0.40	0.13	ppb v/v			11/18/14 11:45	1
Vinyl acetate	0.95		0.80	0.15	ppb v/v			11/18/14 11:45	1
Vinyl chloride	ND		0.40	0.12	ppb v/v			11/18/14 11:45	1
m,p-Xylene	0.17	J B	0.80	0.10	ppb v/v			11/18/14 11:45	1
o-Xylene	0.093	J B	0.40	0.054	ppb v/v			11/18/14 11:45	1
Surrogate	%Recovery	Qualifier	Limits				Prepared	Analyzed	Dil Fac
4-Bromofluorobenzene (Surr)	95		70 - 130					11/18/14 11:45	1
1,2-Dichloroethane-d4 (Surr)	81		70 - 130					11/18/14 11:45	1
Toluene-d8 (Surr)	96		70 - 130					11/18/14 11:45	1

## Method: TO-15 - Volatile Organic Compounds in Ambient Air - DL

Analyte	Result	Qualifier	RL	MDL	Unit	D	Prepared	Analyzed	Dil Fac
Dichlorodifluoromethane	71		2.6	0.93	ppb v/v			11/18/14 12:52	6.42
Tetrachloroethene	170		2.6	0.33	ppb v/v			11/18/14 12:52	6.42
1,1,2-Trichloro-1,2,2-trifluoroethane	190		2.6	1.0	ppb v/v			11/18/14 12:52	6.42
Trichloroethene	240		2.6	0.67	ppb v/v			11/18/14 12:52	6.42
Trichlorofluoromethane	78		2.6	1.3	ppb v/v			11/18/14 12:52	6.42
Surrogate	%Recovery	Qualifier	Limits				Prepared	Analyzed	Dil Fac
4-Bromofluorobenzene (Surr)	86		70 - 130					11/18/14 12:52	6.42
1,2-Dichloroethane-d4 (Surr)	80		70 - 130					11/18/14 12:52	6.42
Toluene-d8 (Surr)	94		70 - 130					11/18/14 12:52	6.42

Client Sample ID: 096732-001/MWL-SV05-300 (port 4)

Lab Sample ID: 320-10172-21

Date Collected: 10/22/14 10:39

Matrix: Air

Date Received: 10/30/14 10:00

Sample Container: Summa Canister 6L

## Method: TO-15 - Volatile Organic Compounds in Ambient Air

Analyte	Result	Qualifier	RL	MDL	Unit	D	Prepared	Analyzed	Dil Fac
Acetone	10	J	18	0.63	ppb v/v			11/17/14 23:37	3.55

TestAmerica Sacramento



# Client Sample Results

Client: Sandia National Laboratories  
Project/Site: MWL SVM

TestAmerica Job ID: 320-10172-1

Client Sample ID: 096732-001/MWL-SV05-300 (port 4)

Lab Sample ID: 320-10172-21

Date Collected: 10/22/14 10:39

Matrix: Air

Date Received: 10/30/14 10:00

Sample Container: Summa Canister 6L

## Method: TO-15 - Volatile Organic Compounds in Ambient Air (Continued)

Analyte	Result	Qualifier	RL	MDL	Unit	D	Prepared	Analyzed	Dil Fac
<b>Benzene</b>	<b>0.33</b>	<b>J</b>	1.4	0.28	ppb v/v			11/17/14 23:37	3.55
Benzyl chloride	ND		2.8	0.58	ppb v/v			11/17/14 23:37	3.55
Bromodichloromethane	ND		1.1	0.23	ppb v/v			11/17/14 23:37	3.55
Bromoform	ND		1.4	0.25	ppb v/v			11/17/14 23:37	3.55
Bromomethane	ND		2.8	1.2	ppb v/v			11/17/14 23:37	3.55
<b>2-Butanone (MEK)</b>	<b>1.9</b>	<b>J</b>	2.8	0.71	ppb v/v			11/17/14 23:37	3.55
Carbon disulfide	ND		2.8	0.28	ppb v/v			11/17/14 23:37	3.55
<b>Carbon tetrachloride</b>	<b>0.96</b>	<b>J</b>	2.8	0.23	ppb v/v			11/17/14 23:37	3.55
Chlorobenzene	ND		1.1	0.23	ppb v/v			11/17/14 23:37	3.55
Chloroethane	ND		2.8	1.1	ppb v/v			11/17/14 23:37	3.55
<b>Chloroform</b>	<b>0.79</b>	<b>J</b>	1.1	0.34	ppb v/v			11/17/14 23:37	3.55
Chloromethane	ND		2.8	0.70	ppb v/v			11/17/14 23:37	3.55
Dibromochloromethane	ND		1.4	0.28	ppb v/v			11/17/14 23:37	3.55
1,2-Dibromoethane (EDB)	ND		2.8	0.27	ppb v/v			11/17/14 23:37	3.55
1,2-Dichloro-1,1,2,2-tetrafluoroethane	ND		1.4	0.55	ppb v/v			11/17/14 23:37	3.55
1,2-Dichlorobenzene	ND		1.4	0.46	ppb v/v			11/17/14 23:37	3.55
1,3-Dichlorobenzene	ND		1.4	0.39	ppb v/v			11/17/14 23:37	3.55
1,4-Dichlorobenzene	ND		1.4	0.53	ppb v/v			11/17/14 23:37	3.55
<b>Dichlorodifluoromethane</b>	<b>26</b>		1.4	0.51	ppb v/v			11/17/14 23:37	3.55
<b>1,1-Dichloroethane</b>	<b>1.7</b>		1.1	0.26	ppb v/v			11/17/14 23:37	3.55
1,2-Dichloroethane	ND		2.8	0.31	ppb v/v			11/17/14 23:37	3.55
<b>1,1-Dichloroethene</b>	<b>23</b>		2.8	0.46	ppb v/v			11/17/14 23:37	3.55
<b>cis-1,2-Dichloroethene</b>	<b>0.98</b>	<b>J</b>	1.4	0.32	ppb v/v			11/17/14 23:37	3.55
trans-1,2-Dichloroethene	ND		1.4	0.36	ppb v/v			11/17/14 23:37	3.55
1,2-Dichloropropane	ND		1.4	0.85	ppb v/v			11/17/14 23:37	3.55
cis-1,3-Dichloropropene	ND		1.4	0.37	ppb v/v			11/17/14 23:37	3.55
trans-1,3-Dichloropropene	ND		1.4	0.31	ppb v/v			11/17/14 23:37	3.55
Ethylbenzene	ND		1.4	0.22	ppb v/v			11/17/14 23:37	3.55
4-Ethyltoluene	ND		1.4	0.66	ppb v/v			11/17/14 23:37	3.55
Hexachlorobutadiene	ND		7.1	1.5	ppb v/v			11/17/14 23:37	3.55
2-Hexanone	ND		1.4	0.31	ppb v/v			11/17/14 23:37	3.55
4-Methyl-2-pentanone (MIBK)	ND		1.4	0.48	ppb v/v			11/17/14 23:37	3.55
<b>Methylene Chloride</b>	<b>0.85</b>	<b>J</b>	1.4	0.26	ppb v/v			11/17/14 23:37	3.55
Styrene	ND		1.4	0.21	ppb v/v			11/17/14 23:37	3.55
1,1,2,2-Tetrachloroethane	ND		1.4	0.24	ppb v/v			11/17/14 23:37	3.55
<b>Tetrachloroethene</b>	<b>120</b>		1.4	0.18	ppb v/v			11/17/14 23:37	3.55
<b>Toluene</b>	<b>2.7</b>	<b>B</b>	1.4	0.18	ppb v/v			11/17/14 23:37	3.55
<b>1,1,2-Trichloro-1,2,2-trifluoroethane</b>	<b>81</b>		1.4	0.58	ppb v/v			11/17/14 23:37	3.55
1,2,4-Trichlorobenzene	ND		7.1	1.5	ppb v/v			11/17/14 23:37	3.55
<b>1,1,1-Trichloroethane</b>	<b>1.5</b>		1.1	0.23	ppb v/v			11/17/14 23:37	3.55
1,1,2-Trichloroethane	ND		1.4	0.24	ppb v/v			11/17/14 23:37	3.55
<b>Trichloroethene</b>	<b>130</b>		1.4	0.37	ppb v/v			11/17/14 23:37	3.55
<b>Trichlorofluoromethane</b>	<b>22</b>		1.4	0.70	ppb v/v			11/17/14 23:37	3.55
1,2,4-Trimethylbenzene	ND		2.8	0.58	ppb v/v			11/17/14 23:37	3.55
1,3,5-Trimethylbenzene	ND		1.4	0.44	ppb v/v			11/17/14 23:37	3.55
Vinyl acetate	ND		2.8	0.51	ppb v/v			11/17/14 23:37	3.55
Vinyl chloride	ND		1.4	0.43	ppb v/v			11/17/14 23:37	3.55
<b>m,p-Xylene</b>	<b>0.42</b>	<b>J B</b>	2.8	0.36	ppb v/v			11/17/14 23:37	3.55

TestAmerica Sacramento

# Client Sample Results

Client: Sandia National Laboratories  
Project/Site: MWL SVM

TestAmerica Job ID: 320-10172-1

**Client Sample ID: 096732-001/MWL-SV05-300 (port 4)**

**Lab Sample ID: 320-10172-21**

**Date Collected: 10/22/14 10:39**

**Matrix: Air**

**Date Received: 10/30/14 10:00**

**Sample Container: Summa Canister 6L**

## Method: TO-15 - Volatile Organic Compounds in Ambient Air (Continued)

Analyte	Result	Qualifier	RL	MDL	Unit	D	Prepared	Analyzed	Dil Fac
<b>o-Xylene</b>	<b>0.23</b>	<b>J B</b>	1.4	0.19	ppb v/v			11/17/14 23:37	3.55
Surrogate	%Recovery	Qualifier	Limits				Prepared	Analyzed	Dil Fac
4-Bromofluorobenzene (Surr)	95		70 - 130					11/17/14 23:37	3.55
1,2-Dichloroethane-d4 (Surr)	81		70 - 130					11/17/14 23:37	3.55
Toluene-d8 (Surr)	92		70 - 130					11/17/14 23:37	3.55

**Client Sample ID: 096733-001/MWL-SV05-400 (port 5)**

**Lab Sample ID: 320-10172-22**

**Date Collected: 10/22/14 10:43**

**Matrix: Air**

**Date Received: 10/30/14 10:00**

**Sample Container: Summa Canister 6L**

## Method: TO-15 - Volatile Organic Compounds in Ambient Air

Analyte	Result	Qualifier	RL	MDL	Unit	D	Prepared	Analyzed	Dil Fac
<b>Acetone</b>	<b>5.1</b>	<b>J</b>	18	0.62	ppb v/v			11/18/14 00:29	3.51
<b>Benzene</b>	<b>0.83</b>	<b>J</b>	1.4	0.28	ppb v/v			11/18/14 00:29	3.51
Benzyl chloride	ND		2.8	0.57	ppb v/v			11/18/14 00:29	3.51
Bromodichloromethane	ND		1.1	0.23	ppb v/v			11/18/14 00:29	3.51
Bromoform	ND		1.4	0.25	ppb v/v			11/18/14 00:29	3.51
Bromomethane	ND		2.8	1.2	ppb v/v			11/18/14 00:29	3.51
2-Butanone (MEK)	ND		2.8	0.70	ppb v/v			11/18/14 00:29	3.51
<b>Carbon disulfide</b>	<b>0.63</b>	<b>J</b>	2.8	0.27	ppb v/v			11/18/14 00:29	3.51
<b>Carbon tetrachloride</b>	<b>0.51</b>	<b>J</b>	2.8	0.22	ppb v/v			11/18/14 00:29	3.51
Chlorobenzene	ND		1.1	0.22	ppb v/v			11/18/14 00:29	3.51
Chloroethane	ND		2.8	1.1	ppb v/v			11/18/14 00:29	3.51
<b>Chloroform</b>	<b>0.67</b>	<b>J</b>	1.1	0.33	ppb v/v			11/18/14 00:29	3.51
<b>Chloromethane</b>	<b>2.2</b>	<b>J</b>	2.8	0.69	ppb v/v			11/18/14 00:29	3.51
Dibromochloromethane	ND		1.4	0.28	ppb v/v			11/18/14 00:29	3.51
1,2-Dibromoethane (EDB)	ND		2.8	0.26	ppb v/v			11/18/14 00:29	3.51
1,2-Dichloro-1,1,2,2-tetrafluoroethane	ND		1.4	0.54	ppb v/v			11/18/14 00:29	3.51
1,2-Dichlorobenzene	ND		1.4	0.46	ppb v/v			11/18/14 00:29	3.51
1,3-Dichlorobenzene	ND		1.4	0.39	ppb v/v			11/18/14 00:29	3.51
1,4-Dichlorobenzene	ND		1.4	0.52	ppb v/v			11/18/14 00:29	3.51
<b>Dichlorodifluoromethane</b>	<b>14</b>		1.4	0.51	ppb v/v			11/18/14 00:29	3.51
<b>1,1-Dichloroethane</b>	<b>1.4</b>		1.1	0.25	ppb v/v			11/18/14 00:29	3.51
1,2-Dichloroethane	ND		2.8	0.31	ppb v/v			11/18/14 00:29	3.51
<b>1,1-Dichloroethene</b>	<b>14</b>		2.8	0.45	ppb v/v			11/18/14 00:29	3.51
<b>cis-1,2-Dichloroethene</b>	<b>0.77</b>	<b>J</b>	1.4	0.31	ppb v/v			11/18/14 00:29	3.51
trans-1,2-Dichloroethene	ND		1.4	0.35	ppb v/v			11/18/14 00:29	3.51
1,2-Dichloropropane	ND		1.4	0.84	ppb v/v			11/18/14 00:29	3.51
cis-1,3-Dichloropropene	ND		1.4	0.37	ppb v/v			11/18/14 00:29	3.51
trans-1,3-Dichloropropene	ND		1.4	0.31	ppb v/v			11/18/14 00:29	3.51
Ethylbenzene	ND		1.4	0.22	ppb v/v			11/18/14 00:29	3.51
4-Ethyltoluene	ND		1.4	0.66	ppb v/v			11/18/14 00:29	3.51
Hexachlorobutadiene	ND		7.0	1.5	ppb v/v			11/18/14 00:29	3.51
2-Hexanone	ND		1.4	0.31	ppb v/v			11/18/14 00:29	3.51
4-Methyl-2-pentanone (MIBK)	ND		1.4	0.47	ppb v/v			11/18/14 00:29	3.51
<b>Methylene Chloride</b>	<b>0.58</b>	<b>J</b>	1.4	0.25	ppb v/v			11/18/14 00:29	3.51
Styrene	ND		1.4	0.21	ppb v/v			11/18/14 00:29	3.51

TestAmerica Sacramento

# Client Sample Results

Client: Sandia National Laboratories  
Project/Site: MWL SVM

TestAmerica Job ID: 320-10172-1

Client Sample ID: 096733-001/MWL-SV05-400 (port 5)

Lab Sample ID: 320-10172-22

Date Collected: 10/22/14 10:43

Matrix: Air

Date Received: 10/30/14 10:00

Sample Container: Summa Canister 6L

## Method: TO-15 - Volatile Organic Compounds in Ambient Air (Continued)

Analyte	Result	Qualifier	RL	MDL	Unit	D	Prepared	Analyzed	Dil Fac
1,1,2,2-Tetrachloroethane	ND		1.4	0.24	ppb v/v			11/18/14 00:29	3.51
<b>Tetrachloroethene</b>	<b>110</b>		1.4	0.18	ppb v/v			11/18/14 00:29	3.51
<b>Toluene</b>	<b>74</b>	<b>B</b>	1.4	0.18	ppb v/v			11/18/14 00:29	3.51
<b>1,1,2-Trichloro-1,2,2-trifluoroethane</b>	<b>40</b>		1.4	0.57	ppb v/v			11/18/14 00:29	3.51
1,2,4-Trichlorobenzene	ND		7.0	1.5	ppb v/v			11/18/14 00:29	3.51
<b>1,1,1-Trichloroethane</b>	<b>1.5</b>		1.1	0.23	ppb v/v			11/18/14 00:29	3.51
1,1,2-Trichloroethane	ND		1.4	0.24	ppb v/v			11/18/14 00:29	3.51
<b>Trichloroethene</b>	<b>100</b>		1.4	0.37	ppb v/v			11/18/14 00:29	3.51
<b>Trichlorofluoromethane</b>	<b>18</b>		1.4	0.69	ppb v/v			11/18/14 00:29	3.51
1,2,4-Trimethylbenzene	ND		2.8	0.57	ppb v/v			11/18/14 00:29	3.51
1,3,5-Trimethylbenzene	ND		1.4	0.44	ppb v/v			11/18/14 00:29	3.51
Vinyl acetate	ND		2.8	0.51	ppb v/v			11/18/14 00:29	3.51
Vinyl chloride	ND		1.4	0.42	ppb v/v			11/18/14 00:29	3.51
m,p-Xylene	ND		2.8	0.35	ppb v/v			11/18/14 00:29	3.51
o-Xylene	ND		1.4	0.19	ppb v/v			11/18/14 00:29	3.51
Surrogate	%Recovery	Qualifier	Limits				Prepared	Analyzed	Dil Fac
4-Bromofluorobenzene (Surr)	91		70 - 130					11/18/14 00:29	3.51
1,2-Dichloroethane-d4 (Surr)	80		70 - 130					11/18/14 00:29	3.51
Toluene-d8 (Surr)	93		70 - 130					11/18/14 00:29	3.51

Client Sample ID: 096734-001/MWL-SV05-400 (port 5)

Lab Sample ID: 320-10172-23

Date Collected: 10/22/14 10:45

Matrix: Air

Date Received: 10/30/14 10:00

Sample Container: Summa Canister 6L

## Method: TO-15 - Volatile Organic Compounds in Ambient Air

Analyte	Result	Qualifier	RL	MDL	Unit	D	Prepared	Analyzed	Dil Fac
<b>Acetone</b>	<b>6.3</b>	<b>J</b>	20	0.70	ppb v/v			11/18/14 01:21	3.93
<b>Benzene</b>	<b>1.2</b>	<b>J</b>	1.6	0.31	ppb v/v			11/18/14 01:21	3.93
Benzyl chloride	ND		3.1	0.64	ppb v/v			11/18/14 01:21	3.93
Bromodichloromethane	ND		1.2	0.26	ppb v/v			11/18/14 01:21	3.93
Bromoform	ND		1.6	0.28	ppb v/v			11/18/14 01:21	3.93
Bromomethane	ND		3.1	1.3	ppb v/v			11/18/14 01:21	3.93
<b>2-Butanone (MEK)</b>	<b>0.88</b>	<b>J</b>	3.1	0.78	ppb v/v			11/18/14 01:21	3.93
<b>Carbon disulfide</b>	<b>0.39</b>	<b>J</b>	3.1	0.31	ppb v/v			11/18/14 01:21	3.93
Carbon tetrachloride	ND		3.1	0.25	ppb v/v			11/18/14 01:21	3.93
Chlorobenzene	ND		1.2	0.25	ppb v/v			11/18/14 01:21	3.93
Chloroethane	ND		3.1	1.2	ppb v/v			11/18/14 01:21	3.93
Chloroform	ND		1.2	0.37	ppb v/v			11/18/14 01:21	3.93
<b>Chloromethane</b>	<b>3.3</b>		3.1	0.77	ppb v/v			11/18/14 01:21	3.93
Dibromochloromethane	ND		1.6	0.31	ppb v/v			11/18/14 01:21	3.93
1,2-Dibromoethane (EDB)	ND		3.1	0.29	ppb v/v			11/18/14 01:21	3.93
1,2-Dichloro-1,1,2,2-tetrafluoroethane	ND		1.6	0.61	ppb v/v			11/18/14 01:21	3.93
1,2-Dichlorobenzene	ND		1.6	0.51	ppb v/v			11/18/14 01:21	3.93
1,3-Dichlorobenzene	ND		1.6	0.43	ppb v/v			11/18/14 01:21	3.93
1,4-Dichlorobenzene	ND		1.6	0.59	ppb v/v			11/18/14 01:21	3.93
<b>Dichlorodifluoromethane</b>	<b>11</b>		1.6	0.57	ppb v/v			11/18/14 01:21	3.93

TestAmerica Sacramento

# Client Sample Results

Client: Sandia National Laboratories  
Project/Site: MWL SVM

TestAmerica Job ID: 320-10172-1

Client Sample ID: 096734-001/MWL-SV05-400 (port 5)

Lab Sample ID: 320-10172-23

Date Collected: 10/22/14 10:45

Matrix: Air

Date Received: 10/30/14 10:00

Sample Container: Summa Canister 6L

## Method: TO-15 - Volatile Organic Compounds in Ambient Air (Continued)

Analyte	Result	Qualifier	RL	MDL	Unit	D	Prepared	Analyzed	Dil Fac
1,1-Dichloroethane	0.56	J	1.2	0.28	ppb v/v			11/18/14 01:21	3.93
1,2-Dichloroethane	ND		3.1	0.35	ppb v/v			11/18/14 01:21	3.93
1,1-Dichloroethene	7.6		3.1	0.51	ppb v/v			11/18/14 01:21	3.93
cis-1,2-Dichloroethene	ND		1.6	0.35	ppb v/v			11/18/14 01:21	3.93
trans-1,2-Dichloroethene	ND		1.6	0.39	ppb v/v			11/18/14 01:21	3.93
1,2-Dichloropropane	ND		1.6	0.94	ppb v/v			11/18/14 01:21	3.93
cis-1,3-Dichloropropene	ND		1.6	0.41	ppb v/v			11/18/14 01:21	3.93
trans-1,3-Dichloropropene	ND		1.6	0.35	ppb v/v			11/18/14 01:21	3.93
Ethylbenzene	ND		1.6	0.25	ppb v/v			11/18/14 01:21	3.93
4-Ethyltoluene	ND		1.6	0.73	ppb v/v			11/18/14 01:21	3.93
Hexachlorobutadiene	ND		7.9	1.7	ppb v/v			11/18/14 01:21	3.93
2-Hexanone	ND		1.6	0.34	ppb v/v			11/18/14 01:21	3.93
4-Methyl-2-pentanone (MIBK)	ND		1.6	0.53	ppb v/v			11/18/14 01:21	3.93
Methylene Chloride	0.35	J	1.6	0.28	ppb v/v			11/18/14 01:21	3.93
Styrene	ND		1.6	0.23	ppb v/v			11/18/14 01:21	3.93
1,1,2,2-Tetrachloroethane	ND		1.6	0.27	ppb v/v			11/18/14 01:21	3.93
Tetrachloroethene	89		1.6	0.20	ppb v/v			11/18/14 01:21	3.93
Toluene	170	B	1.6	0.20	ppb v/v			11/18/14 01:21	3.93
1,1,2-Trichloro-1,2,2-trifluoroethane	32		1.6	0.64	ppb v/v			11/18/14 01:21	3.93
1,2,4-Trichlorobenzene	ND		7.9	1.7	ppb v/v			11/18/14 01:21	3.93
1,1,1-Trichloroethane	0.63	J	1.2	0.26	ppb v/v			11/18/14 01:21	3.93
1,1,2-Trichloroethane	ND		1.6	0.26	ppb v/v			11/18/14 01:21	3.93
Trichloroethene	60		1.6	0.41	ppb v/v			11/18/14 01:21	3.93
Trichlorofluoromethane	12		1.6	0.77	ppb v/v			11/18/14 01:21	3.93
1,2,4-Trimethylbenzene	ND		3.1	0.64	ppb v/v			11/18/14 01:21	3.93
1,3,5-Trimethylbenzene	ND		1.6	0.49	ppb v/v			11/18/14 01:21	3.93
Vinyl acetate	ND		3.1	0.57	ppb v/v			11/18/14 01:21	3.93
Vinyl chloride	ND		1.6	0.47	ppb v/v			11/18/14 01:21	3.93
m,p-Xylene	ND		3.1	0.39	ppb v/v			11/18/14 01:21	3.93
o-Xylene	0.21	J B	1.6	0.21	ppb v/v			11/18/14 01:21	3.93
Surrogate	%Recovery	Qualifier	Limits				Prepared	Analyzed	Dil Fac
4-Bromofluorobenzene (Surr)	92		70 - 130					11/18/14 01:21	3.93
1,2-Dichloroethane-d4 (Surr)	80		70 - 130					11/18/14 01:21	3.93
Toluene-d8 (Surr)	95		70 - 130					11/18/14 01:21	3.93

Client Sample ID: 096735-001/MWL-SV-FB5

Lab Sample ID: 320-10172-24

Date Collected: 10/22/14 10:24

Matrix: Air

Date Received: 10/30/14 10:00

Sample Container: Summa Canister 6L

## Method: TO-15 - Volatile Organic Compounds in Ambient Air

Analyte	Result	Qualifier	RL	MDL	Unit	D	Prepared	Analyzed	Dil Fac
Acetone	ND		5.0	0.18	ppb v/v			11/18/14 02:19	1
Benzene	ND		0.40	0.079	ppb v/v			11/18/14 02:19	1
Benzyl chloride	ND		0.80	0.16	ppb v/v			11/18/14 02:19	1
Bromodichloromethane	ND		0.30	0.066	ppb v/v			11/18/14 02:19	1
Bromoform	ND		0.40	0.070	ppb v/v			11/18/14 02:19	1

TestAmerica Sacramento

# Client Sample Results

Client: Sandia National Laboratories  
Project/Site: MWL SVM

TestAmerica Job ID: 320-10172-1

Client Sample ID: 096735-001/MWL-SV-FB5

Lab Sample ID: 320-10172-24

Date Collected: 10/22/14 10:24

Matrix: Air

Date Received: 10/30/14 10:00

Sample Container: Summa Canister 6L

## Method: TO-15 - Volatile Organic Compounds in Ambient Air (Continued)

Analyte	Result	Qualifier	RL	MDL	Unit	D	Prepared	Analyzed	Dil Fac
Bromomethane	ND		0.80	0.34	ppb v/v			11/18/14 02:19	1
2-Butanone (MEK)	ND		0.80	0.20	ppb v/v			11/18/14 02:19	1
Carbon disulfide	ND		0.80	0.078	ppb v/v			11/18/14 02:19	1
Carbon tetrachloride	ND		0.80	0.064	ppb v/v			11/18/14 02:19	1
Chlorobenzene	ND		0.30	0.064	ppb v/v			11/18/14 02:19	1
Chloroethane	ND		0.80	0.31	ppb v/v			11/18/14 02:19	1
Chloroform	ND		0.30	0.095	ppb v/v			11/18/14 02:19	1
Chloromethane	ND		0.80	0.20	ppb v/v			11/18/14 02:19	1
Dibromochloromethane	ND		0.40	0.079	ppb v/v			11/18/14 02:19	1
1,2-Dibromoethane (EDB)	ND		0.80	0.075	ppb v/v			11/18/14 02:19	1
1,2-Dichloro-1,1,2,2-tetrafluoroethane	ND		0.40	0.16	ppb v/v			11/18/14 02:19	1
1,2-Dichlorobenzene	ND		0.40	0.13	ppb v/v			11/18/14 02:19	1
1,3-Dichlorobenzene	ND		0.40	0.11	ppb v/v			11/18/14 02:19	1
1,4-Dichlorobenzene	ND		0.40	0.15	ppb v/v			11/18/14 02:19	1
Dichlorodifluoromethane	ND		0.40	0.15	ppb v/v			11/18/14 02:19	1
1,1-Dichloroethane	ND		0.30	0.072	ppb v/v			11/18/14 02:19	1
1,2-Dichloroethane	ND		0.80	0.088	ppb v/v			11/18/14 02:19	1
1,1-Dichloroethene	ND		0.80	0.13	ppb v/v			11/18/14 02:19	1
cis-1,2-Dichloroethene	ND		0.40	0.089	ppb v/v			11/18/14 02:19	1
trans-1,2-Dichloroethene	ND		0.40	0.10	ppb v/v			11/18/14 02:19	1
1,2-Dichloropropane	ND		0.40	0.24	ppb v/v			11/18/14 02:19	1
cis-1,3-Dichloropropene	ND		0.40	0.10	ppb v/v			11/18/14 02:19	1
trans-1,3-Dichloropropene	ND		0.40	0.088	ppb v/v			11/18/14 02:19	1
Ethylbenzene	ND		0.40	0.063	ppb v/v			11/18/14 02:19	1
4-Ethyltoluene	ND		0.40	0.19	ppb v/v			11/18/14 02:19	1
Hexachlorobutadiene	ND		2.0	0.43	ppb v/v			11/18/14 02:19	1
2-Hexanone	ND		0.40	0.087	ppb v/v			11/18/14 02:19	1
4-Methyl-2-pentanone (MIBK)	ND		0.40	0.14	ppb v/v			11/18/14 02:19	1
Methylene Chloride	ND		0.40	0.072	ppb v/v			11/18/14 02:19	1
Styrene	ND		0.40	0.059	ppb v/v			11/18/14 02:19	1
1,1,2,2-Tetrachloroethane	ND		0.40	0.069	ppb v/v			11/18/14 02:19	1
Tetrachloroethene	ND		0.40	0.051	ppb v/v			11/18/14 02:19	1
Toluene	ND		0.40	0.051	ppb v/v			11/18/14 02:19	1
1,1,2-Trichloro-1,2,2-trifluoroethane	ND		0.40	0.16	ppb v/v			11/18/14 02:19	1
1,2,4-Trichlorobenzene	ND		2.0	0.43	ppb v/v			11/18/14 02:19	1
1,1,1-Trichloroethane	ND		0.30	0.065	ppb v/v			11/18/14 02:19	1
1,1,2-Trichloroethane	ND		0.40	0.067	ppb v/v			11/18/14 02:19	1
Trichloroethene	0.17	J	0.40	0.11	ppb v/v			11/18/14 02:19	1
Trichlorofluoromethane	ND		0.40	0.20	ppb v/v			11/18/14 02:19	1
1,2,4-Trimethylbenzene	ND		0.80	0.16	ppb v/v			11/18/14 02:19	1
1,3,5-Trimethylbenzene	ND		0.40	0.13	ppb v/v			11/18/14 02:19	1
Vinyl acetate	ND		0.80	0.15	ppb v/v			11/18/14 02:19	1
Vinyl chloride	ND		0.40	0.12	ppb v/v			11/18/14 02:19	1
m,p-Xylene	ND		0.80	0.10	ppb v/v			11/18/14 02:19	1
o-Xylene	ND		0.40	0.054	ppb v/v			11/18/14 02:19	1
Surrogate	%Recovery	Qualifier	Limits				Prepared	Analyzed	Dil Fac
4-Bromofluorobenzene (Surr)	82		70 - 130					11/18/14 02:19	1
1,2-Dichloroethane-d4 (Surr)	82		70 - 130					11/18/14 02:19	1

TestAmerica Sacramento

## Client Sample Results

Client: Sandia National Laboratories  
Project/Site: MWL SVM

TestAmerica Job ID: 320-10172-1

**Client Sample ID: 096735-001/MWL-SV-FB5**

**Lab Sample ID: 320-10172-24**

**Date Collected: 10/22/14 10:24**

**Matrix: Air**

**Date Received: 10/30/14 10:00**

**Sample Container: Summa Canister 6L**

### Method: TO-15 - Volatile Organic Compounds in Ambient Air (Continued)

<i>Surrogate</i>	<i>%Recovery</i>	<i>Qualifier</i>	<i>Limits</i>	<i>Prepared</i>	<i>Analyzed</i>	<i>Dil Fac</i>
Toluene-d8 (Surr)	94		70 - 130		11/18/14 02:19	1

**ANNEX D**

**Mixed Waste Landfill  
Soil-Moisture Monitoring Forms**

**April 2014-March 2015**

**Field Forms and Tables**

**MIXED WASTE LANDFILL**  
**SOIL MOISTURE MONITORING**  
**FIELD FORMS**

**April 2014**

**October 2014**



### Tailgate Safety Meeting Form

Dept: \_\_\_\_\_ Date: 4/15/14 Time: 0900

Activities: Soil Moisture Monitoring

(Anyone has the right to cease field activities for safety concerns. The buddy system will be used when needed.)

Weather Conditions:

Temp: \_\_\_\_\_ °F Wind Speed: \_\_\_\_\_ MPH Humidity: \_\_\_\_\_ % Wind Chill \_\_\_\_\_ °F

Chemicals Used: None

#### Safety Topics Presented

<input checked="" type="checkbox"/> Be aware of slips, trips, and falls. Keep work area clean and use a stepping stool when necessary.	<input checked="" type="checkbox"/> Be aware of environmental conditions (heat / cold stress). Dress accordingly. Wear sunscreen if necessary. Stay hydrated.
<input checked="" type="checkbox"/> Wear safety boots.	<input type="checkbox"/> Be aware of electrical hazards
<input checked="" type="checkbox"/> Wear leather gloves.	<input type="checkbox"/> Be aware of pressure hazards.
<input type="checkbox"/> Wear safety glasses.	<input checked="" type="checkbox"/> No eating or drinking on site.
<input type="checkbox"/> Wear nitrile or latex gloves.	<input checked="" type="checkbox"/> Be aware of biohazards (snakes, spiders, etc.)
<input checked="" type="checkbox"/> Use safe lifting practices.	<input checked="" type="checkbox"/> Wear communication device (cell phone, site radio, EOC pager).
<input checked="" type="checkbox"/> Be aware of pinch points	<input type="checkbox"/> Other (list).
<input type="checkbox"/> Other (list).	<input type="checkbox"/> Other (list).

Emergency: 844-0911 (cell phone) or 911 (Sandia land line)

#### Attendees

<u>Robert Zick</u> Printed Name	<u>[Signature]</u> Signature
<u>Danielle Nieto</u> Printed Name	<u>[Signature]</u> Signature
<u>Don Watenpugh</u> Printed Name	<u>[Signature]</u> Signature

**IMPORTANT NOTICE:** A printed copy of this document may not be the document currently in effect. The official version is located on the Sandia Restricted Network (SRN), 4100 Controlled Documents home page.

**Mixed Waste Landfill Neutron Logging Data Field Form** (page 1 of 2)

Date: <u>4/15/14</u>			Standard Count: <u>6566</u>		
Start Time: <u>0926</u>			Chi: <u>1.00</u> <u>xy 4/15/14</u>		
Personnel: <u>Robert Zick</u> <u>Dan Watson</u>			Previous Count: <u>66616711</u>		
			Count Time: 30 seconds		
Vertical Depth Below Top of Casing (ft)	Linear Depth Along Casing (ft)	Winch Counter Reading (ft)	VZ-3 Counts (E Side)	VZ-2 Counts (SW Corner)	VZ-1 Counts (NW Corner)
0.0	0	0	1377	1485	2257
0.9	1	9999	2538	2048	2421
1.7	2	9998	2546	2284	2324
2.6	3	9997	2451	2335	2133
3.5	4	9996	1935	2329	2032
4.3	5	9995	2006	2288	1882
5.2	6	9994	1789	1952	1713
6.1	7	9993	1709	1640	1623
6.9	8	9992	1799	1725	1485
7.8	9	9991	1836	1769	1659
8.7	10	9990	1879	1597	2046
9.5	11	9989	1862	2029	1971
10.4	12	9988	1698	1869	1908
11.3	13	9987	1913	1782	1902
12.1	14	9986	1808	1681	2120
13.0	15	9985	1855	1799	2122
13.9	16	9984	1599	1746	2179
14.7	17	9983	1688	1826	1778
15.6	18	9982	1882	1896	1576
16.5	19	9981	1431	2190	1571
17.3	20	9980	1459	1985	1548
18.2	21	9979	1837	1766	1778
19.1	22	9978	1593	1858	2502
19.9	23	9977	1430	2083	2275
20.8	24	9976	1470	1659	1921
21.7	25	9975	1725	1663	1813

**IMPORTANT NOTICE:** A printed copy of this document may not be the document currently in effect. The official version is located on the Sandia Restricted Network (SRN), department home page.

Mixed Waste Landfill Neutron Logging Data Field Form (page 2 of 2)

Vertical Depth Below Top of Casing (ft)	Linear Depth Along Casing (ft)	Winch Counter Reading (ft)	VZ-3 Counts (E Side)	VZ-2 Counts (SW Corner)	VZ-1 Counts (NW Corner)
26.0	30	9970	1910	1707	1750
30.3	35	9965	1755	1766	2164
34.6	40	9960	1803	1625	1784
39.0	45	9955	1689	1591	2188
43.3	50	9950	2102	1746	1745
47.6	55	9945	1839	1927	1806
52.0	60	9940	1760	2021	1940
56.3	65	9935	2144	2303	2010
60.6	70	9930	1253	2539	1826
65.0	75	9925	2181	2227	2076
69.3	80	9920	2338	1810	1907
73.6	85	9915	2000	1835	1951
77.9	90	9910	1458	2213	1909
82.3	95	9905	2072	2322	2340
86.6	100	9900	2218	2121	2250
90.9	105	9895	1935	2177	2163
95.3	110	9890	2054	2233	2140
99.6	115	9885	1845	1771	1626
103.9	120	9880	1577	1774	2038
108.3	125	9875	1992	2248	1495
112.6	130	9870	2101	2219	1926
116.9	135	9865	1840	2429	1729
121.2	140	9860	1600	2065	1540
125.6	145	9855	2672	2793	3002
129.9	150	9850	3323	2110	2180
134.2	155	9845	2285	2370	1746
138.6	160	9840	2724	1961	2262
142.9	165	9835	2501	2347	2074
147.2	170	9830	2593	1670	1686
151.6	175	9825	1846	2918	2642
155.9	180	9820	2879	2841	3097
160.2	185	9815	2902	2786	2315
164.5	190	9810	1802	1710	1990
168.9	195	9805	1878	2919	3628
173.2	200	9800	1980	3161	2644

IMPORTANT NOTICE: A printed copy of this document may not be the document currently in effect. The official version is located on the Sandia Restricted Network (SRN), department home page.

Tailgate Safety Meeting Form

Dept: 443 Facility: MWL Date: 10/16/14 Time: 10:00

Activities: Soil moisture monitoring using CPN503DR Hydroprobe.

(Anyone has the right to cease field activities for safety concerns. The buddy system will be used when performing field work.)

Temp: 63 °F Wind Speed: 5 MPH Weather Conditions: Humidity: 33 % Wind Chill: \_\_\_\_\_ °F

<input checked="" type="checkbox"/> Wear safety boots	<input checked="" type="checkbox"/> Wear leather gloves
<input checked="" type="checkbox"/> Wear safety glasses	<input type="checkbox"/> Wear sun screen
<input checked="" type="checkbox"/> Be aware of biohazards (snakes, spiders, etc.)	<input checked="" type="checkbox"/> Wear communication device (cell phone, EOC pager)
<input checked="" type="checkbox"/> Be aware of slips, trips, and falls	<input checked="" type="checkbox"/> Using safe lifting practices were discussed.
<input checked="" type="checkbox"/> Be aware of pinch points on winch	<input checked="" type="checkbox"/> Be aware of environmental conditions (heat/cold stress)
Does anyone have any weight restrictions on lifting? Circle YES or <u>(NO)</u> If answered YES explain.	
<input checked="" type="checkbox"/> Practice ALARA	<input checked="" type="checkbox"/> Notify RCT when using neutron probe

ATTENDEES

Danielle Nield  
Printed Name

Robert Zook  
Printed Name

Printed Name

Printed Name

Printed Name

Printed Name

Danielle Nield  
Signature

Robert Zook  
Signature

Signature

Signature

Signature

Signature

IMPORTANT NOTICE: A printed copy of this document may not be the document currently in effect. The official version is located on the Sandia Restricted Network (SRN), department home page.

Mixed Waste Landfill Neutron Logging Data Field Form (page 1 of 2)

Date: 10/16/14			Standard Count: 6675		
Start Time: 0955			Chi: 0.95		
Personnel: R. Zook D. Nieto			Previous Count: 6566		
			Count Time: 30 seconds		
Vertical Depth Below Top of Casing (ft)	Linear Depth Along Casing (ft)	Winch Counter Reading (ft)	VZ-3 Counts (E Side)	VZ-2 Counts (SW Corner)	VZ-1 Counts (NW Corner)
0.0	0	0	967	1132	1511
0.9	1	9999	2012	1799	2097
1.7	2	9998	2377	2177	2038
2.6	3	9997	2454	2336	1911
3.5	4	9996	2160	2314	1922
4.3	5	9995	1935	2320	1893
5.2	6	9994	2041	1974	1652
6.1	7	9993	1709	1754	1649
6.9	8	9992	1764	1703	1540
7.8	9	9991	1816	1695	1639
8.7	10	9990	1790	1608	2025
9.5	11	9989	1906	1997	2094
10.4	12	9988	1645	1924	1916
11.3	13	9987	1868	1797	1826
12.1	14	9986	1881	1712	1936
13.0	15	9985	1928	1673	1983
13.9	16	9984	1835	1739	2202
14.7	17	9983	1583	1786	1800
15.6	18	9982	1779	1845	1508
16.5	19	9981	1720	2295	1503
17.3	20	9980	1356	2167	1854
18.2	21	9979	1784	1762	1692
19.1	22	9978	1731	1865	2497
19.9	23	9977	1517	2083	2266
20.8	24	9976	1450	1738	2034
21.7	25	9975	1480	1608	1856

**IMPORTANT NOTICE:** A printed copy of this document may not be the document currently in effect. The official version is located on the Sandia Restricted Network (SRN), department home page.

Mixed Waste Landfill Neutron Logging Data Field Form (page 2 of 2)

Vertical Depth Below Top of Casing (ft)	Linear Depth Along Casing (ft)	Winch Counter Reading (ft)	VZ-3 Counts (E Side)	VZ-2 Counts (SW Corner)	VZ-1 Counts (NW Corner)
26.0	30	9970	1918	1796	1748
30.3	35	9965	1703	1928	2172
34.6	40	9960	1706	1739	1722
39.0	45	9955	1625	1658	2120
43.3	50	9950	2015	1556	1788
47.6	55	9945	1847	2185	1810
52.0	60	9940	1765	1860	1924
56.3	65	9935	2185	2129	1986
60.6	70	9930	1400	259	1788
65.0	75	9925	2490	2262	2124
69.3	80	9920	2217	1597	1951
73.6	85	9915	1997	1817	2698
77.9	90	9910	1457	2384	2026
82.3	95	9905	2171	2293	2330
86.6	100	9900	2300	2273	2610
90.9	105	9895	1949	2298	2358
95.3	110	9890	2402	1897	2040
99.6	115	9885	2148	1825	1882
103.9	120	9880	1635	1934	1925
108.3	125	9875	1890	2224	1492
112.6	130	9870	2296	2282	2028
116.9	135	9865	2303	2747	1729
121.2	140	9860	1670	1973	1474
125.6	145	9855	1538	2648	2276
129.9	150	9850	2718	2392	2089
134.2	155	9845	2113	2263	1723
138.6	160	9840	2563	2573	1590
142.9	165	9835	2637	2091	2324
147.2	170	9830	2392	1617	1662
151.6	175	9825	2460	2788	3072
155.9	180	9820	3300	2590	3039
160.2	185	9815	3184	2905	2515
164.5	190	9810	1740	1696	1877
168.9	195	9805	1856	2045	3461
173.2	200	9800	2146	3146	2659
			3240		

**IMPORTANT NOTICE:** A printed copy of this document may not be the document currently in effect. The official version is located on the Sandia Restricted Network (SRN), department home page.

**MIXED WASTE LANDFILL**  
**SOIL MOISTURE MONITORING**

**Soil Moisture Monitoring Results Tables**

Table D-1  
VZ-1 Soil-Moisture Monitoring Results  
April and October 2014

Vertical Depth Below Top of Casing (ft)	Linear Depth Along Casing (ft)	Collection Period		2014 Average	2014 Std Dev	Baseline Average (2004- 2006)	Difference between Baseline Average & 2014 Average	Soil-Moisture Trigger Level (% content by volume)
		2014						
		Apr	Oct					
		Soil-Moisture (% content by volume)		Soil-Moisture (% content by volume)				
3.5	4	3.4	3.0	3.2	0.3	2.9	0.4	NA
4.3	5	3.0	3.0	3.0	0.0	2.9	0.1	NA
5.2	6	2.6	2.3	2.4	0.2	2.9	-0.5	NA
6.1	7	2.3	2.3	2.3	0.0	2.6	-0.3	NA
6.9	8	1.9	2.0	2.0	0.1	2.2	-0.2	NA
7.8	9	2.4	2.3	2.3	0.1	1.9	0.4	NA
8.7	10	3.5	3.3	3.4	0.1	1.7	1.7	23
9.5	11	3.3	3.5	3.4	0.2	2.0	1.4	23
10.4	12	2.8	3.0	2.9	0.1	2.7	0.2	23
11.3	13	3.1	2.8	2.9	0.2	3.1	-0.2	23
12.1	14	3.7	3.1	3.4	0.4	2.6	0.7	23
13.0	15	3.7	3.2	3.4	0.3	2.4	1.1	23
13.9	16	3.8	3.8	3.8	0.0	2.6	1.2	23
14.7	17	2.7	2.7	2.7	0.0	2.8	0.0	23
15.6	18	2.2	1.9	2.1	0.2	2.9	-0.8	23
16.5	19	2.2	1.9	2.0	0.2	2.4	-0.4	23
17.3	20	2.1	1.8	2.0	0.2	2.0	0.0	23
18.2	21	2.7	2.4	2.6	0.2	2.0	0.6	23
19.1	22	4.7	4.6	4.6	0.1	2.1	2.5	23
19.9	23	4.1	4.0	4.0	0.1	3.0	1.1	23
20.8	24	3.1	3.3	3.2	0.2	4.3	-1.1	23
21.7	25	2.8	2.9	2.8	0.0	4.0	-1.1	23
26.0	30	2.7	2.6	2.6	0.1	2.9	-0.2	23
30.3	35	3.8	3.7	3.7	0.1	2.7	1.1	23
34.6	40	2.8	2.5	2.6	0.2	2.3	0.4	23
39.0	45	3.8	3.6	3.7	0.2	3.0	0.7	23
43.3	50	2.6	2.7	2.7	0.0	2.9	-0.2	23
47.6	55	2.8	2.7	2.8	0.0	2.8	0.0	23
52.0	60	3.2	3.0	3.1	0.1	3.4	-0.3	23
56.3	65	3.4	3.2	3.3	0.1	2.9	0.3	23
60.6	70	2.9	2.7	2.8	0.1	2.1	0.7	23
65.0	75	3.5	3.6	3.6	0.0	5.6	-2.0	23
69.3	80	3.1	3.1	3.1	0.0	2.8	0.3	23
73.6	85	3.2	3.5	3.4	0.2	3.1	0.2	23



Table D-1  
VZ-1 Soil-Moisture Monitoring Results  
April and October 2014

Vertical Depth Below Top of Casing (ft)	Linear Depth Along Casing (ft)	Collection Period		2014 Average	2014 Std Dev	Baseline Average (2004- 2006)	Difference between Baseline Average & 2014 Average	Soil-Moisture Trigger Level (% content by volume)
		2014						
		Apr	Oct					
		Soil-Moisture (% content by volume)		Soil-Moisture (% content by volume)				
77.9	90	3.1	3.3	3.2	0.2	3.7	-0.5	23
82.3	95	4.3	4.1	4.2	0.1	3.7	0.4	23
86.6	100	4.0	4.9	4.4	0.6	5.4	-0.9	23
90.9	105	3.8	4.2	4.0	0.3	5.0	-1.0	NA
95.3	110	3.7	3.4	3.5	0.3	3.0	0.6	NA
99.6	115	2.3	2.9	2.6	0.4	3.6	-1.0	NA
103.9	120	3.4	3.0	3.2	0.3	2.2	1.0	NA
108.3	125	2.0	1.9	1.9	0.1	2.7	-0.8	NA
112.6	130	3.1	3.3	3.2	0.1	3.3	-0.1	NA
116.9	135	2.6	2.5	2.6	0.1	3.1	-0.6	NA
121.2	140	2.1	1.8	2.0	0.2	2.1	-0.2	NA
125.6	145	6.1	4.0	5.0	1.5	3.8	1.2	NA
129.9	150	3.8	3.5	3.7	0.2	3.2	0.5	NA
134.2	155	2.6	2.5	2.6	0.1	2.7	-0.1	NA
138.6	160	4.0	2.2	3.1	1.3	2.1	1.0	NA
142.9	165	3.5	4.1	3.8	0.4	3.8	0.0	NA
147.2	170	2.5	2.3	2.4	0.1	2.0	0.4	NA
151.6	175	5.1	6.1	5.6	0.7	6.0	-0.4	NA
155.9	180	6.3	6.0	6.2	0.2	5.5	0.6	NA
160.2	185	4.2	4.6	4.4	0.3	4.4	0.0	NA
164.5	190	3.3	2.9	3.1	0.3	3.0	0.1	NA
168.9	195	7.7	7.1	7.4	0.4	7.0	0.5	NA
173.2	200	5.1	5.0	5.0	0.1	5.4	-0.3	NA
	Average	3.4	3.3	3.3	Average	3.2		

Note: Shaded area represents depths where 23-percent soil moisture trigger applies.

Std Dev = Standard deviation.

NA = Not applicable

Table D-2  
VZ-2 Soil-Moisture Monitoring Results  
April and October 2014

Vertical Depth Below Top of Casing (ft)	Linear Depth Along Casing (ft)	Collection Period		2014 Average		Baseline Average (2004-2006)	Difference between Baseline Average & 2013 Average	Soil-Moisture Trigger Level (% content by volume)
		2014						
		Apr	Oct					
		Soil-Moisture (% content by volume)				2014 Std Dev	Soil-Moisture (% content by volume)	
3.5	4	4.2	4.1	4.2	0.1	2.7	1.5	NA
4.3	5	4.1	4.1	4.1	0.0	3.3	0.8	NA
5.2	6	3.2	3.2	3.2	0.0	3.6	-0.4	NA
6.1	7	2.4	2.6	2.5	0.2	3.6	-1.1	NA
6.9	8	2.6	2.5	2.5	0.1	3.5	-1.0	NA
7.8	9	2.7	2.4	2.6	0.2	3.1	-0.5	NA
8.7	10	2.2	2.2	2.2	0.0	2.4	-0.2	23
9.5	11	3.4	3.2	3.3	0.1	2.2	1.1	23
10.4	12	3.0	3.0	3.0	0.0	2.2	0.8	23
11.3	13	2.7	2.7	2.7	0.0	2.1	0.6	23
12.1	14	2.5	2.5	2.5	0.0	2.5	0.0	23
13.0	15	2.8	2.4	2.6	0.3	3.0	-0.4	23
13.9	16	2.6	2.6	2.6	0.1	2.8	-0.2	23
14.7	17	2.9	2.7	2.8	0.1	2.4	0.4	23
15.6	18	3.1	2.8	2.9	0.2	2.6	0.3	23
16.5	19	3.9	4.0	3.9	0.1	2.7	1.2	23
17.3	20	3.3	3.7	3.5	0.3	2.9	0.6	23
18.2	21	2.7	2.6	2.7	0.1	3.1	-0.4	23
19.1	22	3.0	1.3	2.1	1.2	3.6	-1.5	23
19.9	23	3.6	3.5	3.5	0.1	3.7	-0.2	23
20.8	24	2.4	2.6	2.5	0.1	3.1	-0.6	23
21.7	25	2.4	2.2	2.3	0.2	2.7	-0.4	23
26.0	30	2.5	2.7	2.6	0.1	2.4	0.2	23
30.3	35	2.7	3.1	2.9	0.2	2.9	0.0	23
34.6	40	2.3	2.6	2.4	0.2	2.7	-0.3	23
39.0	45	2.2	2.3	2.3	0.1	2.3	0.0	23
43.3	50	2.6	2.1	2.4	0.4	2.1	0.3	23
47.6	55	3.1	3.7	3.4	0.4	3.1	0.3	23
52.0	60	3.4	2.9	3.1	0.4	3.0	0.1	23
56.3	65	4.2	3.6	3.9	0.4	5.5	-1.6	23
60.6	70	4.8	4.8	4.8	0.0	4.8	0.0	23
65.0	75	4.0	3.9	3.9	0.0	5.1	-1.2	23
69.3	80	2.8	2.2	2.5	0.5	2.6	-0.1	23
73.6	85	2.9	2.8	2.8	0.1	2.6	0.2	23
77.9	90	3.9	4.3	4.1	0.3	3.1	1.0	23

Table D-2  
VZ-2 Soil-Moisture Monitoring Results  
April and October 2014

Vertical Depth Below Top of Casing (ft)	Linear Depth Along Casing (ft)	Collection Period		2014 Average	2014 Std Dev	Baseline Average (2004-2006)	Difference between Baseline Average & 2013 Average	Soil-Moisture Trigger Level (% content by volume)
		2014						
		Apr	Oct					
		Soil-Moisture (% content by volume)		Soil-Moisture (% content by volume)				
82.3	95	4.2	4.0	4.1	0.1	3.6	0.5	23
86.6	100	3.7	4.0	3.8	0.2	4.7	-0.9	23
90.9	105	3.8	4.0	3.9	0.2	3.4	0.5	NA
95.3	110	4.0	3.0	3.5	0.7	3.1	0.4	NA
99.6	115	2.7	2.8	2.7	0.0	3.6	-0.9	NA
103.9	120	2.7	3.1	2.9	0.2	2.0	0.9	NA
108.3	125	4.0	3.8	3.9	0.1	3.8	0.1	NA
112.6	130	3.9	4.0	4.0	0.0	3.6	0.4	NA
116.9	135	4.5	5.2	4.9	0.5	3.4	1.5	NA
121.2	140	3.5	3.2	3.3	0.2	2.4	0.9	NA
125.6	145	5.5	5.0	5.2	0.4	5.9	-0.7	NA
129.9	150	3.6	4.3	4.0	0.5	7.0	-3.0	NA
134.2	155	4.3	3.9	4.1	0.3	3.6	0.5	NA
138.6	160	3.2	4.8	4.0	1.1	3.8	0.2	NA
142.9	165	4.3	3.5	3.9	0.6	3.0	0.9	NA
147.2	170	2.4	2.2	2.3	0.2	2.9	-0.6	NA
151.6	175	5.8	5.3	5.6	0.3	2.4	3.2	NA
155.9	180	5.6	4.8	5.2	0.6	5.4	-0.2	NA
160.2	185	5.5	5.7	5.6	0.1	5.4	0.2	NA
164.5	190	2.6	2.4	2.5	0.1	4.1	-1.6	NA
168.9	195	5.8	3.4	4.6	1.7	3.5	1.1	NA
173.2	200	6.5	6.6	6.5	0.0	6.3	0.2	NA
	Average	3.5	3.4	3.4	Average	3.4		

Note: Shaded area represents depths where 23-percent soil moisture trigger applies.

Std Dev = Standard deviation.

NA = Not applicable

Table D-3  
VZ-3 Soil-Moisture Monitoring Results  
April and October 2014

Vertical Depth Below Top of Casing (ft)	Linear Depth Along Casing (ft)	Collection Period		2014 Average	2014 Std Dev	Baseline Average (2004-2006)	Difference between Baseline Average & 2014 Average	Soil- Moisture Trigger Level (% content by volume)
		2014						
		Apr	Oct					
		Soil-Moisture (% content by volume)				Soil-Moisture (% content by volume)		
3.5	4	3.2	3.7	3.4	0.4	4.6	-1.2	NA
4.3	5	3.4	3.1	3.2	0.2	4.5	-1.3	NA
5.2	6	2.8	3.4	3.1	0.4	3.7	-0.6	NA
6.1	7	2.5	2.5	2.5	0.1	2.9	-0.4	NA
6.9	8	2.8	2.6	2.7	0.1	3.1	-0.4	NA
7.8	9	2.9	2.8	2.8	0.1	2.3	0.5	NA
8.7	10	3.0	2.7	2.8	0.2	2.4	0.4	23
9.5	11	3.0	3.0	3.0	0.0	2.6	0.4	23
10.4	12	2.5	2.3	2.4	0.2	2.7	-0.3	23
11.3	13	3.1	2.9	3.0	0.1	3.0	0.0	23
12.1	14	2.8	2.9	2.9	0.1	2.6	0.3	23
13.0	15	2.9	3.1	3.0	0.1	2.8	0.2	23
13.9	16	2.3	2.8	2.5	0.4	2.9	-0.4	23
14.7	17	2.5	2.1	2.3	0.3	3.1	-0.8	23
15.6	18	3.0	2.7	2.9	0.2	3.1	-0.2	23
16.5	19	1.8	2.5	2.1	0.5	2.3	-0.2	23
17.3	20	1.9	1.5	1.7	0.2	2.7	-1.0	23
18.2	21	2.9	2.7	2.8	0.2	2.7	0.1	23
19.1	22	2.2	2.5	2.4	0.2	1.8	0.6	23
19.9	23	1.8	2.0	1.9	0.1	2.7	-0.8	23
20.8	24	1.9	1.8	1.8	0.1	2.8	-1.0	23
21.7	25	2.6	1.9	2.2	0.5	2.1	0.1	23
26.0	30	3.1	3.0	3.1	0.0	2.5	0.6	23
30.3	35	2.7	2.5	2.6	0.2	2.8	-0.2	23
34.6	40	2.8	3.0	2.9	0.1	2.1	0.8	23
39.0	45	2.5	2.2	2.4	0.2	2.7	-0.3	23
43.3	50	3.6	3.3	3.5	0.2	2.9	0.6	23
47.6	55	2.9	2.8	2.9	0.0	3.4	-0.5	23
52.0	60	2.7	2.6	2.7	0.0	2.9	-0.2	23
56.3	65	3.7	3.7	3.7	0.0	3.5	0.2	23
60.6	70	1.3	1.6	1.5	0.2	1.9	-0.4	23
65.0	75	3.8	4.6	4.2	0.5	4.3	-0.1	23
69.3	80	4.3	3.8	4.0	0.3	4.5	-0.4	23

Table D-3  
VZ-3 Soil-Moisture Monitoring Results  
April and October 2014

Vertical Depth Below Top of Casing (ft)	Linear Depth Along Casing (ft)	Collection Period		2014 Average	2014 Std Dev	Baseline Average (2004-2006)	Difference between Baseline Average & 2014 Average	Soil-Moisture Trigger Level (% content by volume)
		2014						
		Apr	Oct					
		Soil-Moisture (% content by volume)				Soil-Moisture (% content by volume)		
73.6	85	3.3	3.2	3.3	0.1	3.5	-0.2	23
77.9	90	1.9	1.8	1.8	0.0	1.9	-0.1	23
82.3	95	3.5	3.7	3.6	0.1	3.3	0.3	23
86.6	100	3.9	4.0	4.0	0.1	3.4	0.6	23
90.9	105	3.2	3.1	3.1	0.0	3.3	-0.2	NA
95.3	110	3.5	4.3	3.9	0.6	4.7	-0.8	NA
99.6	115	2.9	3.6	3.3	0.5	3.6	-0.3	NA
103.9	120	2.2	2.3	2.2	0.1	2.1	0.1	NA
108.3	125	3.3	3.0	3.1	0.3	1.8	1.3	NA
112.6	130	3.6	4.0	3.8	0.3	4.3	-0.5	NA
116.9	135	2.9	4.1	3.5	0.8	4.0	-0.5	NA
121.2	140	2.3	2.4	2.3	0.1	2.3	0.0	NA
125.6	145	5.2	2.0	3.6	2.2	2.0	1.6	NA
129.9	150	6.9	5.2	6.0	1.2	4.4	1.6	NA
134.2	155	4.1	3.5	3.8	0.4	3.6	0.2	NA
138.6	160	5.3	4.7	5.0	0.4	4.4	0.6	NA
142.9	165	4.7	4.9	4.8	0.2	5.2	-0.4	NA
147.2	170	4.9	4.3	4.6	0.5	4.1	0.5	NA
151.6	175	2.9	4.5	3.7	1.1	4.3	-0.6	NA
155.9	180	5.7	6.7	6.2	0.7	6.6	-0.4	NA
160.2	185	5.8	6.4	6.1	0.4	5.6	0.5	NA
164.5	190	2.8	2.6	2.7	0.2	2.7	0.0	NA
168.9	195	3.0	2.9	2.9	0.1	3.1	-0.2	NA
173.2	200	3.3	3.6	3.5	0.3	4.1	-0.6	NA
	Average	2.9	3.2	3.2	Average	3.2		

Note: Shaded area represents depths where 23-percent soil moisture trigger applies.

Std Dev = Standard deviation.

NA = Not applicable

**ANNEX E**

**Mixed Waste Landfill  
Groundwater Monitoring Forms and Reports**

**April 2014-March 2015**

**Field Forms**

**Data Validation Reports**

**Contract Verification Reports**

**FIELD SAMPLING FORMS**

**MWL LONG-TERM MONITORING AND MAINTENANCE**

**GROUNDWATER MONITORING**

<b>Form Title</b>	<b>Corresponding Procedure</b>
Tailgate Safety Briefing	PLA 05-09
Groundwater Sample Collection Field Equipment Check Log	FOP 05-02
Portable Pump and Tubing/Water Level Indicator Decontamination Log Form	FOP 05-03
Field Measurement Log For Groundwater Sample Collection	FOP 05-01
Analysis Request and Chain of Custody*	LOP 94-03

\*Completed AR/COC forms are provided in the Data Validation Section of this Annex.

**FIELD SAMPLING FORMS**  
**APRIL 2014 GROUNDWATER MONITORING**



### TAILGATE SAFETY MEETING FORM

Dept: 4142 Well Location: MWL-BW2 Date: 4/21/14 Time: 0750

Activities: GROUNDWATER MONITORING AND SAMPLING

(Anyone has the right to cease field activities for safety concerns. The buddy system will be used when needed.)

Weather Conditions:

Temp: 70.7 °F Wind Speed: 0 MPH Humidity: 34.3 % Wind Chill NA °F 4/24/14

Chemicals Used: Acids in sample containers, standard solutions, Hach ACCU-VAC ampules T1

Other: \_\_\_\_\_

#### Safety Topics Presented

<input checked="" type="checkbox"/> Be aware of slips, trips, and falls. Keep work area clean and use a stepping stool when necessary.	<input checked="" type="checkbox"/> Be aware of environmental conditions (heat / cold stress). Dress accordingly. Wear sunscreen if necessary. Stay hydrated.
<input checked="" type="checkbox"/> Wear safety boots.	<input checked="" type="checkbox"/> Be aware of electrical hazards
<input checked="" type="checkbox"/> Use safe lifting practices. Wear leather gloves if necessary.	<input checked="" type="checkbox"/> Be aware of pressure hazards.
<input checked="" type="checkbox"/> Be aware of pinch points on pump cable reel and hydraulic tailgate lift.	<input checked="" type="checkbox"/> No eating or drinking at sampling counter.
<input checked="" type="checkbox"/> Be aware of chemical hazards.	<input checked="" type="checkbox"/> Be aware of biohazards (snakes, spiders, etc.)
<input checked="" type="checkbox"/> Wear nitrile or latex gloves when sampling.	<input checked="" type="checkbox"/> Wear communication device (cell phone, EOC pager).
<input checked="" type="checkbox"/> Wear chemical safety goggles.	<input checked="" type="checkbox"/> Avoid spilling purge / decon water.

Hospital/Clinic: Sandia Medical Clinic Phone: 844-0911/911

#### Attendees

Robert Lynch  
Printed Name

ALFRED SANTILLANES  
Printed Name

William Gibson  
Printed Name

[Signature]  
Signature

[Signature]  
Signature

[Signature]  
Signature

\_\_\_\_\_  
Printed Name

\_\_\_\_\_  
Signature

\_\_\_\_\_  
Printed Name

\_\_\_\_\_  
Signature

**IMPORTANT NOTICE:** A printed copy of this document may not be the document currently in effect. The official version is located on the Sandia Restricted Network (SRN), department home page

## TAILGATE SAFETY MEETING FORM

Dept: 4142 Well Location: MWL-MW7 Date: 4/22/14 Time: 0800

Activities: GROUNDWATER MONITORING AND SAMPLING

(Anyone has the right to cease field activities for safety concerns. The buddy system will be used when needed.)

Weather Conditions:

Temp: 77.9 °F Wind Speed: 0 MPH Humidity: 30.2 % Wind Chill 77.9 °F

Chemicals Used: Acids in sample containers, standard solutions, Haach ACCU VAC ampules 7/4/24/14

Other: \_\_\_\_\_

## Safety Topics Presented

<input checked="" type="checkbox"/> Be aware of slips, trips, and falls. Keep work area clean and use a stepping stool when necessary.	<input checked="" type="checkbox"/> Be aware of environmental conditions (heat / cold stress). Dress accordingly. Wear sunscreen if necessary. Stay hydrated.
<input checked="" type="checkbox"/> Wear safety boots.	<input checked="" type="checkbox"/> Be aware of electrical hazards
<input checked="" type="checkbox"/> Use safe lifting practices. Wear leather gloves if necessary.	<input checked="" type="checkbox"/> Be aware of pressure hazards.
<input checked="" type="checkbox"/> Be aware of pinch points on pump cable reel and hydraulic tailgate lift.	<input checked="" type="checkbox"/> No eating or drinking at sampling counter.
<input checked="" type="checkbox"/> Be aware of chemical hazards.	<input checked="" type="checkbox"/> Be aware of biohazards (snakes, spiders, etc.)
<input checked="" type="checkbox"/> Wear nitrile or latex gloves when sampling.	<input checked="" type="checkbox"/> Wear communication device (cell phone, EOC pager).
<input checked="" type="checkbox"/> Wear chemical safety goggles.	<input checked="" type="checkbox"/> Avoid spilling purge / decon water.

Hospital/Clinic: Sandia Medical Clinic Phone: 844-0911/911

## Attendees

Robert T Lynch  
Printed Name

ALFRED SANTILLANES  
Printed Name

William Gibson  
Printed Name

\_\_\_\_\_  
Printed Name

\_\_\_\_\_  
Printed Name

Robert T Lynch  
Signature

Alfred Santillanes  
Signature

William Gibson  
Signature

\_\_\_\_\_  
Signature

\_\_\_\_\_  
Signature

IMPORTANT NOTICE: A printed copy of this document may not be the document currently in effect. The official version is located on the Sandia Restricted Network (SRN), department home page

## TAILGATE SAFETY MEETING FORM

Dept: 4142 Well Location: MWL-MW9 Date: 4/23/14 Time: 0750Activities: GROUNDWATER MONITORING AND SAMPLING

(Anyone has the right to cease field activities for safety concerns. The buddy system will be used when needed.)

Weather Conditions:

Temp: 77.7 °F Wind Speed: ~5 MPHHumidity: 22.7 % Wind Chill NA °FChemicals Used: Acids in sample containers, standard solutions, Hach ACCU-VAC ampules 7/7 4/29/14

Other: \_\_\_\_\_

## Safety Topics Presented

<input checked="" type="checkbox"/> Be aware of slips, trips, and falls. Keep work area clean and use a stepping stool when necessary.	<input checked="" type="checkbox"/> Be aware of environmental conditions (heat / cold stress). Dress accordingly. Wear sunscreen if necessary. Stay hydrated.
<input checked="" type="checkbox"/> Wear safety boots.	<input checked="" type="checkbox"/> Be aware of electrical hazards
<input checked="" type="checkbox"/> Use safe lifting practices. Wear leather gloves if necessary.	<input checked="" type="checkbox"/> Be aware of pressure hazards.
<input checked="" type="checkbox"/> Be aware of pinch points on pump cable reel and hydraulic tailgate lift.	<input checked="" type="checkbox"/> No eating or drinking at sampling counter.
<input checked="" type="checkbox"/> Be aware of chemical hazards.	<input checked="" type="checkbox"/> Be aware of biohazards (snakes, spiders, etc.)
<input checked="" type="checkbox"/> Wear nitrile or latex gloves when sampling.	<input checked="" type="checkbox"/> Wear communication device (cell phone, EOC pager).
<input checked="" type="checkbox"/> Wear chemical safety goggles.	<input checked="" type="checkbox"/> Avoid spilling purge / decon water.

Hospital/Clinic: Sandia Medical Clinic Phone: 844-0911/911

## Attendees

Robert T Lynch  
Printed NameWilliam Gibson  
Printed NameALFRED SANTILLANES  
Printed Name\_\_\_\_\_  
Printed Name\_\_\_\_\_  
Printed NameRobert T Lynch  
SignatureWilliam Gibson  
SignatureAlfred Santillanes  
Signature\_\_\_\_\_  
Signature\_\_\_\_\_  
Signature

IMPORTANT NOTICE: A printed copy of this document may not be the document currently in effect. The official version is located on the Sandia Restricted Network (SRN), department home page

### TAILGATE SAFETY MEETING FORM

Dept: 4142 Well Location: MWL-MW8 Date: 4/28/14 Time: 1750

Activities: GROUNDWATER MONITORING AND SAMPLING

(Anyone has the right to cease field activities for safety concerns. The buddy system will be used when needed.)

Weather Conditions:

Temp: 57.5 °F Wind Speed: 10-15 MPH Humidity: 32.9 % Wind Chill: 54 °F

Chemicals Used: Acids in sample containers, standard solutions, Hach ACCU-VAC amputes 77 4/29/14

Other: \_\_\_\_\_

#### Safety Topics Presented

<input checked="" type="checkbox"/> Be aware of slips, trips, and falls. Keep work area clean and use a stepping stool when necessary.	<input checked="" type="checkbox"/> Be aware of environmental conditions (heat / cold stress). Dress accordingly. Wear sunscreen if necessary. Stay hydrated.
<input checked="" type="checkbox"/> Wear safety boots.	<input checked="" type="checkbox"/> Be aware of electrical hazards
<input checked="" type="checkbox"/> Use safe lifting practices. Wear leather gloves if necessary.	<input checked="" type="checkbox"/> Be aware of pressure hazards.
<input checked="" type="checkbox"/> Be aware of pinch points on pump cable reel and hydraulic tailgate lift.	<input checked="" type="checkbox"/> No eating or drinking at sampling counter.
<input checked="" type="checkbox"/> Be aware of chemical hazards.	<input checked="" type="checkbox"/> Be aware of biohazards (snakes, spiders, etc.)
<input checked="" type="checkbox"/> Wear nitrile or latex gloves when sampling.	<input checked="" type="checkbox"/> Wear communication device (cell phone, EOC pager).
<input checked="" type="checkbox"/> Wear chemical safety goggles.	<input checked="" type="checkbox"/> Avoid spilling purge / decon water.

Hospital/Clinic: Sandia Medical Clinic Phone: 844-0911/911

#### Attendees

Robert Lynch  
Printed Name

William Gibson  
Printed Name

ANFRA SANTILLANES  
Printed Name

\_\_\_\_\_  
Printed Name

\_\_\_\_\_  
Printed Name

Robert Lynch  
Signature

William Gibson  
Signature

ANFRA SANTILLANES  
Signature

\_\_\_\_\_  
Signature

\_\_\_\_\_  
Signature

**IMPORTANT NOTICE:** A printed copy of this document may not be the document currently in effect. The official version is located on the Sandia Restricted Network (SRN), department home page











## GROUNDWATER SAMPLE COLLECTION FIELD EQUIPMENT CHECK LOG

Page 1 of 2

SNL/NM Project Name: MWL			SNL/NM Project No.: 146422.10.11.01		
Calibrations done by: R Lynch			Date: 4/21/14		
Make & Model: YSI EXO 1					
YSI 6820 Sonde (S/N) with DO, Ee, pH, ORP, and temperature probes: 13C101167					
YSI 650 MDS (S/N): NA					
<b>pH Calibration</b>					
pH Calibrated to (std): 7.00			pH sloped to (std): 10.00		
Reference value:	4.00		7.00		10.00
	Value	Temp	Value	Temp	Value
1. Time:	0646	4.01	19.7	7.00	19.7
2. Time:	1329	4.02	20.2	7.00	20.2
3. Time:					
4. Time:					
Standard lot no.:	3AD782		3AE725		3AD357
Expiration date:	4/15		5/15		4/15
<b>SC Calibration</b>					
Reference Value: 1225 uS			Standard Lot No.: 3AE221		
	Value	Temp	Expiration Date: 5/15		
1. Time:	0648	1227			
2. Time:	1331	1230			
3. Time:					
4. Time:					
<b>ORP Calibration</b>					
Reference Value: 220 mV			Standard Lot No. 4AA010		
	Value	Temp	Expiration Date: 7/14		
1. Time:	0647	220.1			
2. Time:	1330	220.4			
3. Time:					
4. Time:					
<b>DO Calibration</b>					
Calibration Value:	81% air saturation @ 5200 ft.		Atmospheric Pressure in Hg		
1. Time:	0645	85.1	24.78		
2. Time:	1328	86.1	27.80		
3. Time:					
4. Time:					

**IMPORTANT NOTICE:** A printed copy of this document may not be the document currently in effect. The official version is located on the Sandia Restricted Network (SRN), department home page

## GROUNDWATER SAMPLE COLLECTION FIELD EQUIPMENT CHECK LOG (continued) Page 2 of 2

SNL/NM Project Name: MWL		Project No.: 146422.10.11.01		
Calibration done by: R Lynch		Date: 4/21/14		
TURBIDIMETER				
Make & Model: HACH 2100P HACH 2100Q		Serial No. S/N 10080C003010		
Reference Value	25.1 10	20	100	800
Standard Lot No.	0161	0167	0168	0161
1. Time 0755	10.3	19.8	104	801
2. Time 1149	10.1	20.2	105	796
3. Time				
4. Time				
Comments:				

*IMPORTANT NOTICE: A printed copy of this document may not be the document currently in effect. The official version is located on the Sandia Restricted Network (SRN), department home page*

## GROUNDWATER SAMPLE COLLECTION FIELD EQUIPMENT CHECK LOG

Page 1 of 2

SNL/NM Project Name: MWL			SNL/NM Project No.: 146422.10.11.01		
Calibrations done by: R Lynch			Date: 4/22/14		
Make & Model: YSI EXO 1					
YSI 6820 Sonde (S/N) with DO, Ec, pH, ORP, and temperature probes: 13C101167					
YSI 650 MDS (S/N): NA					
pH Calibration					
pH Calibrated to (std): 7.00			pH sloped to (std): 10.00		
Reference value:	4.00		7.00		10.00
	Value	Temp	Value	Temp	Value Temp
1. Time:	0637	4.00	18.9	7.00	18.9 10.01 19.0
2. Time:	1123	4.01	19.6	7.01	19.6 10.02 19.6
3. Time:					
4. Time:					
Standard lot no.:	3AD782		3AE725		3AD357
Expiration date:	4/15		5/15		4/15
SC Calibration					
Reference Value: 1225 uS			Standard Lot No.: 3AE221		
	Value	Temp	Expiration Date: 5/15		
1. Time:	0639	1224	19.0		
2. Time:	1121	1230	19.7		
3. Time:					
4. Time:					
ORP Calibration					
Reference Value: 220 mV			Standard Lot No. 4AA010		
	Value	Temp	Expiration Date: 7/14		
1. Time:	0638	219.9	19.1		
2. Time:	1120	220.4	19.6		
3. Time:					
4. Time:					
DO Calibration					
Calibration Value:	81% air saturation @ 5200 ft.		Atmospheric Pressure in Hg		
1. Time:	0636	86.0	24.73		
2. Time:	1120	86.3	24.74		
3. Time:					
4. Time:					

IMPORTANT NOTICE: A printed copy of this document may not be the document currently in effect. The official version is located on the Sandia Restricted Network (SRN), department home page

## GROUNDWATER SAMPLE COLLECTION FIELD EQUIPMENT CHECK LOG (continued) Page 2 of 2

SNL/NM Project Name: MWL		Project No.: 145422.10 11.01		
Calibration done by: R Lynch		Date: 4/22/14		
TURBIDIMETER				
Make & Model: HACH 2100P HACH 2100Q		Serial No S/N 10060C003010		
Reference Value	22 <del>9/2/14</del> 10	20	100	800
Standard Lot No.	0161	0167	0168	0161
1. Time 0805	9.97	20.1	99.5	803
2. Time 1037	9.95	20.4	99.1	806
3. Time				
4. Time				
Comments:				

## GROUNDWATER SAMPLE COLLECTION FIELD EQUIPMENT CHECK LOG

Page 1 of 2

SNL/NM Project Name: MWL			SNL/NM Project No.: 146422.10.11.01		
Calibrations done by: R Lynch			Date: 4/23/14		
Make & Model: YSI EXO 1					
YSI 5820 Sonde (S/N) with DO, Ec, pH, ORP, and temperature probes: 13C101167					
YSI 650 MDS (S/N): NA					
pH Calibration					
pH Calibrated to (std): 7.00			pH sloped to (std): 10.00		
Reference value:	4.00		7.00		10.00
	Value	Temp	Value	Temp	Value Temp
1. Time:	0642	3.99 19.4	7.00	19.4	10.01 19.4
2. Time:	1312	4.01 19.9	7.00	19.9	9.99 19.9
3. Time:					
4. Time:					
Standard lot no.:	3AD782		3AE725		3AD357
Expiration date:	4/15		5/15		4/15
SC Calibration					
Reference Value: 1225 uS			Standard Lot No.: 3AE221		
	Value	Temp	Expiration Date: 5/15		
1. Time:	0641	1222 19.3			
2. Time:	1311	1226 19.9			
3. Time:					
4. Time:					
ORP Calibration					
Reference Value: 220 mV			Standard Lot No. 4AA010		
	Value	Temp	Expiration Date: 7/14		
1. Time:	0643	219.9 19.5			
2. Time:	1313	220.2 19.9			
3. Time:					
4. Time:					
DO Calibration					
Calibration Value	81% air saturation @ 5200 ft		Atmospheric Pressure in Hg		
1. Time:	0640	86.2	24.50		
2. Time:	1310	86.4	24.54		
3. Time:					
4. Time:					

IMPORTANT NOTICE: A printed copy of this document may not be the document currently in effect. The official version is located on the Sandia Restricted Network (SRN), department home page

## GROUNDWATER SAMPLE COLLECTION FIELD EQUIPMENT CHECK LOG (continued) Page 2 of 2

SNL/NM Project Name: MWL		Project No.: 146422.10.11.01		
Calibration done by: R Lynch		Date: 4/23/14		
TURBIDIMETER				
Make & Model: HACH 2100P HACH 2100Q		Serial No. S/N 10060C003010		
Reference Value	PL 4/23/14 10	20	100	800
Standard Lot No.	0161	0167	0168	0161
1. Time 0753	10.1	19.7	103	795
2. Time 1036	10.3	19.8	99.8	793
3. Time				
4. Time				
Comments:				

## GROUNDWATER SAMPLE COLLECTION FIELD EQUIPMENT CHECK LOG

Page 1 of 2

SNL/NM Project Name: MWL			SNL/NM Project No.: 146422.10.11.01		
Calibrations done by: R Lynch			Date: 4/28/14		
Make & Model: YSI EXO 1					
YSI 6820 Sonde (S/N) with DO, Ec, pH, ORP, and temperature probes: 13C101167					
YSI 650 MDS (S/N): NA					
<b>pH Calibration</b>					
pH Calibrated to (std): 7.00			pH sloped to (std): 10.00		
Reference value:	4.00		7.00		10.00
	Value	Temp	Value	Temp	Value Temp
1. Time:	0652	3.99	18.8	6.99	18.8
2. Time:	1302	4.02	19.2	7.00	19.3
3. Time:					
4. Time:					
Standard lot no.:	3AD782		3AE725		3AD357
Expiration date:	4/15		5/15		4/15
<b>SC Calibration</b>					
Reference Value 1225 uS			Standard Lot No.: 3AE221		
	Value	Temp	Expiration Date: 5/15		
1. Time:	0651	1220			
2. Time:	1301	1222			
3. Time:					
4. Time:					
<b>ORP Calibration</b>					
Reference Value: 220 mV			Standard Lot No. 4AA010		
	Value	Temp	Expiration Date: 7/14		
1. Time:	0653	219.7			
2. Time:	1303	220.1			
3. Time:					
4. Time:					
<b>DO Calibration</b>					
Calibration Value:	81% air saturation @ 5200 ft.		Atmospheric Pressure in Hg		
1. Time:	0650	81.7	24.55		
2. Time:	1300	82.0	24.57		
3. Time:					
4. Time:					

IMPORTANT NOTICE: A printed copy of this document may not be the document currently in effect. The official version is located on the Sandia Restricted Network (SRN), department home page

## GROUNDWATER SAMPLE COLLECTION FIELD EQUIPMENT CHECK LOG (continued) Page 2 of 2

SNL/NM Project Name: MWL		Project No.: 146422.10.11.01		
Calibration done by: R Lynch		Date: 4/28/14		
TURBIDIMETER				
Make & Model: HACH 2100P HACH 2100Q		Serial No. S/N 10080C003010		
Reference Value	PL 4/28/14 10	20	100	800
Standard Lot No.	0161	0167	0168	0161
1. Time	0759	10.2	19.0	103
2. Time	1037	10.4	19.6	101
3. Time				
4. Time				
Comments:				



**Portable Pump and Tubing / Water Level Indicator  
Decontamination Log Form**

<b>Project Name:</b> <u>MWL</u>	<b>Monitoring Well ID #:</b> <u>NA</u>	<b>Date:</b> <u>4/17/2014</u>
The following equipment was decontaminated at completion of sampling activities in accordance with FOP-05-03		
<b>Pump and Tubing Bundle ID #:</b> <u>1806-14</u>	<b>Water Level Indicator ID #:</b> <u>NA</u>	
<b><u>Personnel Performing Decontamination:</u></b>  Robert Lynch _____ Print Name: Initial: <u>RL</u>  Alfred Santillanes _____ Print Name: Initial: <u>AS</u>		<b><u>Personnel Performing Decontamination:</u></b>  Robert Lynch _____ Print Name: Initial: <u>RL</u>  Alfred Santillanes _____ Print Name: Initial: <u>AS</u>
<b>Condition of Equipment</b>  Pump: <u>New</u> Tubing Bundle: <u>New</u> Water Level Indicator: <u>NA</u>		
<b>List of Decontamination Materials</b>		
<p align="center"><u>Distilled or Deionized</u> (circle one)</p> Source: <u>Culligan</u>  Lot Number: <u>31714</u>	<p align="center"><b>HNO<sub>3</sub></b></p> Grade: <u>Reagent</u>  UN #: <u>2031</u>  Manufacturer: <u>Fisher Scientific</u>  Lot Number: <u>A035803029</u>	

**Portable Pump and Tubing / Water Level Indicator  
Decontamination Log Form**

<b>Project Name:</b> <u>MWL-GWM</u>	<b>Monitoring Well ID #:</b> <u>MWL-BW2</u>	<b>Date:</b> <u>04-21-14</u>
The following equipment was decontaminated at completion of sampling activities in accordance with FOP-05-03		
<b>Pump and Tubing Bundle ID #:</b> <u>1806-814</u>	<b>Water Level Indicator ID #:</b> <u>210269</u>	
<b><u>Personnel Performing Decontamination:</u></b>  William Gibson <u>WJG</u> Print Name: Initial:  Alfred Santillanes <u>AS</u> Print Name: Initial:		<b><u>Personnel Performing Decontamination:</u></b>  William Gibson <u>WJG</u> Print Name: Initial:  Alfred Santillanes <u>AS</u> Print Name: Initial:
<b>Condition of Equipment</b>  <b>Pump:</b> <u>Excellent</u> <b>Tubing Bundle:</b> <u>Excellent</u> <b>Water Level Indicator:</b> <u>Good</u>		
<b>List of Decontamination Materials</b>		
<p align="center"><u>Distilled</u> or Deionized (circle one)</p> <b>Source:</b> <u>Culligan</u>  <b>Lot Number:</b> <u>4-3-14</u>	<p align="center"><b>HNO<sub>3</sub></b></p> <b>Grade:</b> <u>Reagent</u>  <b>UN #:</b> <u>2031</u>  <b>Manufacturer:</b> <u>AROC</u>  <b>Lot Number:</b> <u>A0305629</u>	

Portable Pump and Tubing / Water Level Indicator  
Decontamination Log Form

Project Name: <u>MWL-GWM</u>	Monitoring Well ID #: <u>MWL-MW7</u>	Date: <u>4-22-14</u>
The following equipment was decontaminated at completion of sampling activities in accordance with FOP-05-03		
Pump and Tubing Bundle ID #: <u>1806-814</u>	Water Level Indicator ID #: <u>210289</u>	
<b>Personnel Performing Decontamination:</b>  Robert Lynch Print Name: <u>RL</u> Initial:  William Gibson Print Name: <u>WG</u> Initial:		<b>Personnel Performing Decontamination:</b>  Robert Lynch Print Name: <u>RL</u> Initial:  William Gibson Print Name: <u>WG</u> Initial:
<b>Condition of Equipment</b>  Pump: <u>Excellent</u> Tubing Bundle: <u>Excellent</u> Water Level Indicator: <u>Good</u>		
<b>List of Decontamination Materials</b>		
<u>Distilled or Deionized</u> (circle one)  Source: <u>Culligan</u>  Lot Number: <u>4-3-14</u>	<b>HNO<sub>3</sub></b>  Grade: <u>Reagent</u>  UN #: <u>2031</u>  Manufacturer: <u>AROC</u>  Lot Number: <u>A0305629</u>	

**Portable Pump and Tubing / Water Level Indicator  
Decontamination Log Form**

<b>Project Name:</b> <u>MWL-GWM</u>	<b>Monitoring Well ID #:</b> <u>MWI-MW9</u>	<b>Date:</b> <u>04/24/14</u>
The following equipment was decontaminated at completion of sampling activities in accordance with FOP-05-03		
<b>Pump and Tubing Bundle ID #:</b> <u>1806-814</u>	<b>Water Level Indicator ID #:</b> <u>210269</u>	
<b><u>Personnel Performing Decontamination:</u></b>  William Gibson Print Name: _____ Initial: <u>WG</u>  Alfred Santillanes Print Name: _____ Initial: <u>AS</u>		<b><u>Personnel Performing Decontamination:</u></b>  William Gibson Print Name: _____ Initial: <u>WG</u>  Alfred Santillanes Print Name: _____ Initial: <u>AS</u>
<b>Condition of Equipment</b>  <b>Pump:</b> <u>Excellent</u> <b>Tubing Bundle:</b> <u>Excellent</u> <b>Water Level Indicator:</b> <u>Good</u>		
<b>List of Decontamination Materials</b>		
<p align="center"><u>Distilled or</u> Deionized (circle one)</p> <b>Source:</b> <u>Culligan</u>  <b>Lot Number:</b> <u>4-3-14</u>	<p align="center"><b>HNO<sub>3</sub></b></p> <b>Grade:</b> <u>Reagent</u>  <b>UN #:</b> <u>2031</u>  <b>Manufacturer:</b> <u>AROC</u>  <b>Lot Number:</b> <u>A0305629</u>	

Portable Pump and Tubing / Water Level Indicator  
Decontamination Log Form

Project Name: <u>MWL-GWM</u>	Monitoring Well ID #: <u>MWL-MW8</u>	Date: <u>04-28-14</u>
The following equipment was decontaminated at completion of sampling activities in accordance with FOP-05-03		
Pump and Tubing Bundle ID #: <u>1806-814</u>	Water Level Indicator ID #: <u>210269</u>	
<b>Personnel Performing Decontamination:</b> Robert Lynch Print Name: _____ Initial: <u>RL</u> Alfred Santillanes Print Name: _____ Initial: <u>AS</u>		<b>Personnel Performing Decontamination:</b> Robert Lynch Print Name: _____ Initial: <u>RL</u> Alfred Santillanes Print Name: _____ Initial: <u>AS</u>
<b>Condition of Equipment</b> Pump: <u>Excellent</u> Tubing Bundle: <u>Excellent</u> Water Level Indicator: <u>Good</u>		
<b>List of Decontamination Materials</b>		
<u>Distilled</u> or Deionized (circle one) Source: <u>Culligan</u> Lot Number: <u>041514</u>	<b>HNO<sub>3</sub></b> Grade: <u>Reagent</u> UN #: <u>2031</u> Manufacturer: <u>AROC</u> Lot Number: <u>A03035629</u>	

## **SUMMARY SHEET FOR APRIL 2014 SAMPLES**

### Sample Summary for April 2014 MWL Groundwater Monitoring

<i>Well ID</i>	<i>Sample Date</i>	<i>ARCOC</i>	<i>Sample Number</i>	<i>Sample Type</i>	<i>Associated Equipment Blank (ARCOC #/Sample #)</i>	<i>Associated Trip Blank (ARCOC #/ Sample #)</i>	<i>Associated Field Blank (ARCOC #/ Sample #)</i>	<i>Comments</i>
<b>GEL Analytical Data: Project Task # 146422.10.11.01, Service Order # CF01-14</b>								
MWL-BW2	21-Apr-14	615443	095811	Environmental	615442 / 095808	615443 / 095813	615443 / 095810	
MWL-BW2	21-Apr-14	615443	095812	Duplicate	615442 / 095808	615443 / 095813	615443 / 095810	
MWL-MW7	22-Apr-14	615444	095815	Environmental	NA	615444 / 095816	615444 / 095814	
MWL-MW8	28-Apr-14	615446	095821	Environmental	NA	615446 / 095822	615446 / 095820	
MWL-MW9	23-Apr-14	615445	095818	Environmental	NA	615445 / 095819	615445 / 095817	
MWL-EB1	17-Apr-14	615442	095808	Equipment Blank	NA	615442 / 095809	NA	Equipment blank sample prior to MWL-BW2.
MWL-FB1	17-Apr-14	615442	095807	Field QC	NA	615442 / 095809	NA	DI Water Source
MWL-FB2	21-Apr-14	615443	095810	Field Blank	NA	615443 / 095813	NA	at MWL-BW2
MWL-FB3	22-Apr-14	615444	095814	Field Blank	NA	615444 / 095816	NA	at MWL-MW7
MWL-FB4	23-Apr-14	615445	095817	Field Blank	NA	615445 / 095819	NA	at MWL-MW9
MWL-FB5	28-Apr-14	615446	095820	Field Blank	NA	615446 / 095822	NA	at MWL-MW8

**DATA VALIDATION REPORTS FOR ENVIRONMENTAL SAMPLES**  
**GROUNDWATER MONITORING**  
**APRIL 2014**



**AR/COC NUMBER 615442**

## Memorandum

Date: June 5, 2014  
To: File  
From: Linda Thal  
Subject: GC/MS Organic Data Review and Validation – SNL  
Site: MWL GWM  
AR/COC: 615442  
SDG: 346998  
Laboratory: GEL  
Project/Task: 146422.10.11.08  
Analysis: VOCs

See the attached Data Validation Worksheets for supporting documentation on the data review and validation. Data are evaluated using SNL/NM SMO AOP 00-03 Rev 3.

### Summary

Three samples were prepared and analyzed with accepted procedures using method EPA 8260B (VOCs). All compounds were successfully analyzed. No problems were identified with the data package that resulted in the qualification of data.

Data are acceptable and reported QC measures appear to be adequate. The following sections discuss the data review and validation.

### Holding Times

The samples were analyzed within the prescribed holding time and properly preserved.

### Instrument Tune

All instrument tune requirements were met.

### Calibration

The initial calibration and continuing calibration data met QC acceptance criteria except as follows. The ICAL %RSDs were >15% but ≤40% for bromoform and acetone. The associated sample results were NDs and since no other calibration infractions occurred, will not be qualified.

The ICV or CCV %Ds were >20% with positive bias for 2-butanone and carbon tetrachloride. All associated sample results were NDs and will not be qualified.

### **Blanks**

No target analytes were detected in the blanks except as follows. Bromodichloromethane and dibromochloromethane were detected at <the PQL and chloroform at > the PQL in the FB, sample 346998001. No samples were associated with this FB and, therefore, no data were qualified.

### **Surrogates**

All surrogate recoveries met QC acceptance criteria.

### **Internal Standards**

All internal standards met QC acceptance criteria.

### **Matrix Spike/Matrix Spike Duplicate (MS/MSD)**

An MS/MSD was not associated with the samples in this SDG.

### **Laboratory Control Sample (LCS)/ Laboratory Control Sample Duplicate (LCSD)**

All LCS/LCSD acceptance criteria were met for accuracy and precision.

### **Detection Limits/Dilutions**

All detection limits were properly reported. The samples were not diluted.

### **Tentatively Identified Compounds (TICs)**

TIC reports were not required.

### **Other QC**

A TB was submitted with AR/COC 615442. A FB was submitted with AR/COC 615442 but was not associated with any samples. An EB was submitted with AR/COC 615442 and was associated with samples on AR/COC 615443.

No other specific issues that affect data quality were identified.

**Reviewed by:** Mary Donovan **Level:** I **Date:** 06/10/14

## Memorandum

Date: June 5, 2014  
To: File  
From: Linda Thal  
Subject: GC/MS Organic Data Review and Validation – SNL  
Site: MWL GWM  
AR/COC: 615442  
SDG: 346998  
Laboratory: GEL  
Project/Task: 146422.10.11.08  
Analysis: VOCs

See the attached Data Validation Worksheets for supporting documentation on the data review and validation. Data are evaluated using SNL/NM SMO AOP 00-03 Rev 3.

### Summary

Three samples were prepared and analyzed with accepted procedures using method EPA 8260B (VOCs). All compounds were successfully analyzed. No problems were identified with the data package that resulted in the qualification of data.

Data are acceptable and reported QC measures appear to be adequate. The following sections discuss the data review and validation.

### Holding Times

The samples were analyzed within the prescribed holding time and properly preserved.

### Instrument Tune

All instrument tune requirements were met.

### Calibration

The initial calibration and continuing calibration data met QC acceptance criteria except as follows. The ICAL %RSDs were >15% but ≤40% for bromoform and acetone. The associated sample results were NDs and since no other calibration infractions occurred, will not be qualified.

The ICV or CCV %Ds were >20% with positive bias for 2-butanone and carbon tetrachloride. All associated sample results were NDs and will not be qualified.

### **Blanks**

No target analytes were detected in the blanks except as follows. Bromodichloromethane and dibromochloromethane were detected at <the PQL and chloroform at > the PQL in the FB, sample 346998001. No samples were associated with this FB and, therefore, no data were qualified.

### **Surrogates**

All surrogate recoveries met QC acceptance criteria.

### **Internal Standards**

All internal standards met QC acceptance criteria.

### **Matrix Spike/Matrix Spike Duplicate (MS/MSD)**

An MS/MSD was not associated with the samples in this SDG.

### **Laboratory Control Sample (LCS)/ Laboratory Control Sample Duplicate (LCSD)**

All LCS/LCSD acceptance criteria were met for accuracy and precision.

### **Detection Limits/Dilutions**

All detection limits were properly reported. The samples were not diluted.

### **Tentatively Identified Compounds (TICs)**

TIC reports were not required.

### **Other QC**

A TB was submitted with AR/COC 615442. A FB was submitted with AR/COC 615442 but was not associated with any samples. An EB was submitted with AR/COC 615442 and was associated with samples on AR/COC 615443.

No other specific issues that affect data quality were identified.

**Reviewed by:** Mary Donovan **Level:** I **Date:** 06/10/14

## Memorandum

Date: June 5, 2014

To: File

From: Linda Thal

Subject: Radiochemical Data Review and Validation – SNL  
Site: MWL GWM  
AR/COC: 615442  
SDG: 346998  
Laboratory: GEL  
Project/Task: 146422.10.11.08  
Analysis: RAD

See the attached Data Validation Worksheets for supporting documentation on the data review and validation. This validation was performed according to SNL/NM ER Project AOP 00-03 Rev 3.

### Summary

One sample was prepared and analyzed with approved procedures using methods EPA 901.1 (gamma spec – short list), SM 7500 Rn B (radon-222), EPA 906.0 (tritium) and EPA 900.0 (gross alpha/beta). Problems were identified with the data package that resulted in the qualification of data.

#### All analyses:

1. All sample results which were either < the associated 2-sigma TPU or < the associated MDA will be **qualified BD,FR3**.

#### Radon-222:

1. The sample was analyzed >1X but ≤2X past the method-specified holding time. The associated sample result was < the associated 2-sigma TPU and < the associated MDA and will be **qualified J,H1**.

Data are acceptable and reported QC measures appear to be adequate. The following sections discuss the data review and validation.

### Holding Times and Preservation

The sample was properly preserved and prepared and analyzed within the prescribed holding time except as noted above in the Summary section.

### Quantification

All quantification criteria were met except as noted above in the Summary section.

#### **Calibration**

The case narratives stated that the instruments used were properly calibrated.

#### **Blanks**

No target analytes were detected in the blanks at concentrations > the MDA and 2-sigma TPU.

#### **Tracer/Carrier Recovery**

Tracers or carriers were not required for these methods.

#### **Matrix Spike/Matrix Spike Duplicate (MS/MSD)**

The MS and/or MSD met all QC acceptance criteria.

#### **Gross alpha/beta and tritium:**

The MS and/or MSD were performed on SNL samples of similar matrix from other SDGs.

#### **Laboratory Replicate**

All replicate error ratio acceptance criteria were met.

#### **Gross alpha/beta and tritium:**

The replicate analyses were performed on SNL samples of similar matrix from other SDGs.

#### **Laboratory Control Sample (LCS)/ Laboratory Control Sample Duplicate (LCSD)**

All LCS and/or LCSD recoveries met QC acceptance criteria.

#### **Detection Limits/Dilutions**

The sample was not diluted. All required detection limits were met.

#### **Other QC**

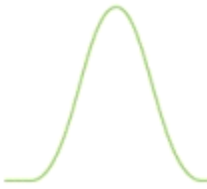
The EB submitted with AR/COC 615442 was associated with samples on AR/COC 615443.

No other specific issues that affect data quality were identified.

**Reviewed by:** Mary Donovan

**Level:** I

**Date:** 06/10/14



## Sample Findings Summary



AR/COC: 615442

Page 1 of 1

Analytical Method	Sample ID	Analyte Name (CAS#)	Qualifier, RC
EPA 900.0/SW846 9310			
	095808-034/MWL-EB1	ALPHA (12587-46-1)	BD, FR3
	095808-034/MWL-EB1	BETA (12587-47-2)	BD, FR3
EPA 901.1			
	095808-033/MWL-EB1	Americium-241 (14596-10-2)	BD, FR3
	095808-033/MWL-EB1	Cesium-137 (10045-97-3)	BD, FR3
	095808-033/MWL-EB1	Cobalt-60 (10198-40-0)	BD, FR3
	095808-033/MWL-EB1	Potassium-40 (13966-00-2)	BD, FR3
EPA 906.0 Modified			
	095808-036/MWL-EB1	Tritium (10028-17-8)	BD, FR3
SM 7500 Rn B			
	095808-040/MWL-EB1	Radon-222 (14859-67-7)	BD, FR3,H1

All other analyses met QC acceptance criteria; no further data should be qualified.



## Data Validation Summary Worksheet

AR/COC #: 615442

Site/Project: MWL GWM

Validation Date: 06/05/2014

SDG #: 346998

Laboratory: GEL

Validator: Linda Thal

Matrix: Aqueous

# of Samples: 8    CVR present: Yes

Analysis Type: ☒ Organic   ☒ Metals

AR/COC(s) present: Yes

Sample Container Integrity: OK

☒ Rad   ☒ Gen Chem

Requested Analyses Not Reported						
Sample Number	Laboratory ID	organic	genchem	metals	rad	Comments
None						

Hold Time/Preservation Outliers								
Sample Number	Laboratory ID	Analysis	Pres.	Coll. Date	Prep. Date	Anal. Date	Anal. within 2X HT	Anal. beyond 2X HT
095808-040	346998007	SM 7500 Rn B	✓	4/17/14 9.20	4/21/14 18.39	4/21/14 18.39	Yes	No

Comments: Sampled 04/17/2014. A FB was submitted with AR/COC 615442 but was not associated with any samples. An EB was submitted with AR/COC 615442 and was associated with samples on AR/COC 615443. As per an email included with AR/COC 615443+, the task # for 615442 was changed to 146422.10.11.08.

Validated by:



## Organic Worksheet (GC/MS)

AR/COC #: 615442

SDG #: 346998

Matrix: Aqueous

Laboratory Sample IDs: 346998001, -002, -008

Method/Batch #s: 8260B: 1383023

Tuning (pass/fail): Pass      TICs Required? (yes/no): No

[illegible]

Comments: HTs OK: ICAL VOA4.I 03/29/2014. Samples are an EB, FB and TB – no MS/MSD. LCS/LCSD

# Inorganic Metals Worksheet

AR/COC #: 615442

SDG #: 346998

Matrix: Aqueous

Laboratory Sample IDs: 346998003

Method/Batch #s: **3005A/6020**: 1381779/1381781

ICPMS Mass Cal (pass/fail): Pass

ICPMS Resolution (pass/fail): Pass

Analyte (outliers)	Calibration						Method Blank mg/L	5X Blank or (5X MDL) mg/L	LCS %R	MS %R	Lab Rep. RPD	Serial Dil. %D	ICS AB %R	ICS A ± MDL ug/L x50 (mg/L)	CRA CRI %R				
	Int.	R <sup>2</sup>	ICV	CCV	ICB ug/L	CCB ug/L													
None																			

IS Outliers 60-125%				IS Outliers 80-120%			
Sample ID	%Recovery	%Recovery	%Recovery	CCV/CCB ID	%Recovery	%Recovery	%Recovery
None							

Comments: HTs OK. Matrix QC on -003 and an SNL sample from another SDG

# Radiochemistry Worksheet

AR/COC #: 615442

SDG #: 346998

Matrix: Aqueous

Laboratory Sample IDs: 346998 – see below

Method/Batch#s: EPA 901.1 (Gammascpec): 1381294; -004

Method/Batch#: EPA 900.0/SW846 9310 (Gross alpha/beta): 1380009; -005

Method/Batch#s: SM 7500 Rn B (Radon-222): 1381253; -007

Method/Batch#s: EPA 906.0 (Tritium): 1383645; -006

Analyte (outliers)	Control Freq.	Control Eval.	Method Blank	5X Blank or 5X MDC	LCS %R	MS %R	MSD %R	MS/ MSD RER	Lab Rep. RER	EB			
None													
Tracer/Carrier Recovery Outliers													
Sample ID	Tracer/Carrier	%R	Sample ID			Tracer/Carrier	%R	Sample ID		Tracer/Carrier	%R		
NA													

Comments: HTs OK except for Radon-222.

Sample is a field QC (EB). GS and Rn-222 – LCS/D, Gross A/B MS/MSD and DUP and tritium MS and DUP on SNL samples from another SDG,

Gross A/B parent =200ml, MS/MSD = 25ml (8X dilution with water) – since the sample is an EB (water) no data were qualified based on professional judgment.

Data rejected by the lab due to peak not meeting identification criteria: none

CONTRACT LABORATORY  
ANALYSIS REQUEST AND CHAIN OF CUSTODY

Internal Lab

Page 1 of 1

Batch No.

SMO Use

AR/COC 615442

Project Name: MWL GWM

Project/Task Manager: Tim Jackson

Project/Task Number: 146422.10.11.01

Service Order: CF01-14

Date Samples Shipped: 4/17/15

Carrier/Waybill No. 217546

Lab Contact: Edie Kent/803-556-8171

Lab Destination: GEL

Contract No.: PO 1303873

SMO Authorization: *Dan Williams*

SMO Contact Phone: Lorraine Herrera/505-844-3199

Send Report to SMO: Rita Kavanaugh/505-284-2553

☐ Waste Characterization

☐ RMMA

☐ Released by COC No. ☒ 4° Celsius

Bill to: Sandia National Laboratories (Accounts Payable),

P.O. Box 5800, MS-0154

Albuquerque, NM 87185-0154

Tech Area:

Building: Room: Operational Site:

Sample No.	Fraction	Sample Location Detail	Depth (ft)	Date/Time Collected	Sample Matrix	Container		Preserv-ative	Collection Method	Sample Type	Parameter & Method Requested	Lab Sample ID
						Type	Volume					
095807	-001	MWL-FB1	NA	4/17/14 9:14	DIW	G	3x40 ml	HCL	G	FB	VOC (SW846-8260B) (LTMMMP List)	001
095808	-001	MWL-EB1	NA	4/17/14 9:14	DIW	G	3x40 ml	HCL	G	EB	VOC (SW846-8260B) (LTMMMP List)	002
095808	-009	MWL-EB1	NA	4/17/14 9:15	DIW	P	500 ml	HNO3	G	EB	Metals Cd,Cr,Ni,U (SW846-6020)	003
095808	-033	MWL-EB1	NA	4/17/14 9:16	DIW	P	1 L	HNO3	G	EB	Gamma Spectroscopy (EPA 901.0)	004
095808	-034	MWL-EB1	NA	4/17/14 9:17	DIW	P	1 L	HNO3	G	EB	Gross Alpha and Beta (EPA 900.0)	005
095808	-036	MWL-EB1	NA	4/17/14 9:18	DIW	AG	250 ml	None	G	EB	Tritium (EPA 906.0)	006
095808	-040	MWL-EB1	NA	4/17/14 9:20	DIW	AG	2x40 ml	None	G	EB	Radon (SM 7500 Rn B)	007
095809	-001	MWL-TB1	NA	4/17/14 9:14	DIW	G	3x40 ml	HCL	G	TB	VOC (SW846-8260B) (LTMMMP List)	008

Last Chain: ☐ Yes

Validation Req'd: ☒ Yes

Background: ☐ Yes

Confirmatory: ☐ Yes

Sample Tracking

Date Entered:

Entered by:

QC inits.:

SMO Use

Special Instructions/QC Requirements:

EDD ☒ Yes ☐ No

Turnaround Time ☐ 7 Day\* ☐ 15 Day\* ☒ 30 Day

Negotiated TAT ☐

Sample Disposal ☐ Return to Client ☒ Disposal by Lab

Return Samples By:

Comments: Send report to Tim Jackson/4142/MS 0729/284-2547  
Report specific list of VOCs (LTMMMP list provided by SNL/NM SMO).  
Report short list isotopes for Gamma Spectroscopy.

Conditions on Receipt

Lab Use

Sample Team Members

Name	Signature	Init.	Company/Organization/Phone/Cell
William Gibson	<i>William Gibson</i>	WG	SNL/4142/505-284-3307/505-239-7367
Alfred Santillanes	<i>Alfred Santillanes</i>	AS	SNL/4142/505-844-5130/505-228-0710
Robert Lynch	<i>Robert Lynch</i>	RL	SNL/4142/505-844-4013/505-250-7090

1. Relinquished by *Alfred Santillanes* Org. 4142 Date 4/17/14 Time 1005

1. Received by *Dan Williams* Org. 4142 Date 4/17/14 Time 1205

2. Relinquished by *Robert Lynch* Org. 4142 Date 4/17/14 Time 1100

2. Received by *Mike Felt* Org. GEL Date 4-18-14 Time 0720

3. Relinquished by Org. Date Time

3. Received by Org. Date Time

4. Relinquished by Org. Date Time

4. Received by Org. Date Time

\*Prior confirmation with SMO required for 7 and 15 day TAT

Page 5 of 540

**AR/COC NUMBERS 615443, 615444, 615445**

## Memorandum

Date: June 6, 2014  
To: File  
From: Linda Thal  
Subject: GC/MS Organic Data Review and Validation – SNL  
Site: MWL GWM  
AR/COC: 615443, 615444 and 615445  
SDG: 347170  
Laboratory: GEL  
Project/Task: 146422.10.11.08  
Analysis: VOCs

See the attached Data Validation Worksheets for supporting documentation on the data review and validation. Data are evaluated using SNL/NM SMO AOP 00-03 Rev 3.

### Summary

Ten samples were prepared and analyzed with accepted procedures using method EPA 8260B (VOCs). All compounds were successfully analyzed. Problems were identified with the data package that resulted in the qualification of data.

1. The ICAL intercept was negative and  $>$  the MDL but  $\leq 3X$  the MDL for dichlorodifluoromethane. The associated sample results were NDs and will be **qualified UJ,I5**.
2. The ICAL, ICV and CCV RFs were  $<0.05$  but  $\geq 0.01$  for 2-butanone. The associated sample results were NDs and will be **qualified UJ,I4**.

Data are acceptable and reported QC measures appear to be adequate. The following sections discuss the data review and validation.

### Holding Times

The samples were analyzed within the prescribed holding time and properly preserved.

### Instrument Tune

All instrument tune requirements were met.

### Calibration

The initial calibration and continuing calibration data met QC acceptance criteria except as noted above in the Summary section and as follows. The ICAL %RSD was >15% but ≤40% for bromoform. The associated sample results were NDs and since no other calibration infraction occurred, will not be qualified.

The ICV/CCV %Ds were >20% with positive bias for dichlorodifluoromethane. The associated sample results were NDs and will not be qualified.

### **Blanks**

No target analytes were detected in the blanks except as follows. Bromodichloromethane was detected at < the PQL and chloroform at > the PQL in the EB, sample 346998002 and the FBs, samples 347170001, -015 and -023. Dibromochloromethane was detected at < the PQL in the EB, sample 346998002 and the FB, sample 347170023. All associated sample results were NDs and will not be qualified.

### **Surrogates**

All surrogate recoveries met QC acceptance criteria.

### **Internal Standards**

All internal standards met QC acceptance criteria.

### **Matrix Spike/Matrix Spike Duplicate (MS/MSD)**

All MS/MSD acceptance criteria were met.

### **Laboratory Control Sample (LCS)**

All LCS acceptance criteria were met.

### **Detection Limits/Dilutions**

All detection limits were properly reported. The samples were not diluted.

### **Tentatively Identified Compounds (TICs)**

TIC reports were not required.

### **Other QC**

Three TBs and three FBs were submitted, one for each AR/COC. An EB was submitted with AR/COC 615442 and was associated with the samples on AR/COC 615443. A field duplicate pair was submitted with AR/COC 615443. There are no “required” review criteria for field duplicate analyses comparability; no data will be qualified as a result.

No other specific issues that affect data quality were identified.

**Reviewed by:** Mary Donovan

**Level:** I

**Date:** 06/10/14



## Memorandum

Date: June 6, 2014  
To: File  
From: Linda Thal  
Subject: Inorganic Data Review and Validation – SNL  
Site: MWL GWM  
AR/COC: 615443, 615444 and 615445  
SDG: 347170  
Laboratory: GEL  
Project/Task: 146422.10.11.08  
Analysis: Metals

See the attached Data Validation Worksheets for supporting documentation on the data review and validation. This validation was performed according to SNL/NM ER Project AOP 00-03 Rev 3.

### Summary

Four samples were prepared and analyzed with approved procedures using method EPA 6020 (ICP-MS). Data were reported for all required analytes. Problems were identified with the data package that resulted in the qualification of data.

1. Ni was detected at < the PQL in the EB, sample 346998003. The associated results for samples 347170003 and -009 were detects < 5X the EB value and will be **qualified 0.0028U,B2** at 5X the EB value.

Data are acceptable and reported QC measures appear to be adequate. The following sections discuss the data review and validation.

### Holding Times and Preservation

The samples were prepared and analyzed within the prescribed holding time and properly preserved.

### ICP-MS Instrument Tune

The ICP-MS tunes met QC acceptance criteria.

### Calibration

All initial and continuing calibration met QC acceptance criteria.

### Reporting Limit Verification

All CRI recoveries met QC acceptance criteria.

It should be noted that the CRI was analyzed at the PQL and not at 2X the PQL for all target analytes.

#### **Blanks**

No target analytes were detected in the blanks except as noted above in the Summary section.

#### **ICP -MS Internal Standards**

The ICP-MS internal standards met QC acceptance criteria.

#### **Matrix Spike (MS)**

The MS met all QC acceptance criteria.

#### **Laboratory Replicate**

The replicate met all QC acceptance criteria.

#### **Laboratory Control Sample (LCS)**

The LCS met all QC acceptance criteria.

#### **Detection Limits/Dilutions**

All detection limits were properly reported. The samples were not diluted.

#### **ICP Interference Check Sample (ICS A and AB)**

Results of the ICS A and AB analyses were not evaluated because the sample concentrations of Ca, Mg, Fe and Al were < those in the ICS solution.

#### **ICP Serial Dilution**

The serial dilution met all QC acceptance criteria.

#### **Other QC**

The EB submitted with AR/COC 615442 was associated with samples on AR/COC 615443. A field duplicate pair was submitted with AR/COC 615443. There are no “required” review criteria for field duplicate analyses comparability; no data will be qualified as a result.

No other specific issues that affect data quality were identified.

**Reviewed by:** Mary Donovan

**Level:** I

**Date:** 06/10/14

## Memorandum

Date: June 6, 2014  
To: File  
From: Linda Thal  
Subject: Inorganic Data Review and Validation – SNL  
Site: MWL GWM  
AR/COC: 615443, 615444 and 615445  
SDG: 347170  
Laboratory: GEL  
Project/Task: 146422.10.11.08  
Analysis: RAD

See the attached Data Validation Worksheets for supporting documentation on the data review and validation. This validation was performed according to SNL/NM ER Project AOP 00-03 Rev 3.

### Summary

Four samples were prepared and analyzed with approved procedures using methods EPA 901.1 (gamma spec – short list), SM 7500 Rn B (Radon-222), EPA 906.0 (tritium) and EPA 900.0 (gross alpha/beta). Problems were identified with the data package that resulted in the qualification of data.

#### Gammascpec and tritium:

1. All sample results which were either  $<$  the associated 2-sigma TPU or  $<$  the associated MDA will be **qualified BD,FR3**.

#### Gamma Spec:

1. The K-40 result for sample 347170010 was rejected by the laboratory due to the peak not meeting identification criteria and will be **qualified R,Z2**.

#### Radon-222:

1. Sample -021 was analyzed  $>1X$  but  $\leq 2X$  past the method specified holding time and will be **qualified J,H1**.
2. Sample -021 was  $>$  the MDA but  $\leq 3X$  the MDA and will be **qualified J,FR7**.

Data are acceptable and reported QC measures appear to be adequate. The following sections discuss the data review and validation.

### Holding Times and Preservation

The samples were properly preserved and prepared and analyzed within the prescribed holding time except as noted above in the Summary section and as follows. Samples -004, -005, -010 and -011 were received at the laboratory with a pH of 3.0 and were further acidified by the laboratory.

### **Quantification**

All quantification criteria were met except as noted above in the Summary section.

### **Calibration**

The case narratives stated that the instruments used were properly calibrated.

### **Blanks**

No target analytes were detected in the blanks at concentrations > the MDA and 2-sigma TPU except as follows.

#### **Gammasepec:**

K-40 was detected in the MB at a concentration > the MDA and 2-sigma TPU. K-40 was not detected in the associated sample results or was rejected by the laboratory and, therefore, no data will be qualified.

### **Tracer/Carrier Recovery**

Tracers or carriers were not required for these methods.

### **Matrix Spike/Matrix Spike Duplicate (MS/MSD)**

The MS and/or MSD met all QC acceptance criteria.

### **Laboratory Replicate**

All replicate error ratio acceptance criteria were met.

### **Laboratory Control Sample (LCS)**

All LCS recoveries met QC acceptance criteria.

### **Detection Limits/Dilutions**

The samples were not diluted. All required detection limits were met except as follows.

#### **Gammasepec:**

The Am-241 RDL was < the MDA for sample -010.

### **Other QC**

The EB submitted with AR/COC 615442 was associated with samples on AR/COC 615443. A field duplicate pair was submitted with AR/COC 615443. There are no “required” review criteria for field duplicate analyses comparability; no data will be qualified as a result.

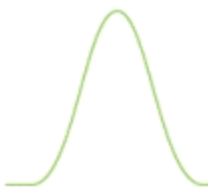
No other specific issues that affect data quality were identified.

**Reviewed by:** Mary Donovan

**Level:** I

**Date:** 06/10/14

---



## Sample Findings Summary



AR/COC: 615443, 615444, 615445

Page 1 of 2

Analytical Method	Sample ID	Analyte Name (CAS#)	Qualifier, RC
<b>EPA 901.1</b>			
	095811-033/MWL-BW2	Americium-241 (14596-10-2)	BD, FR3
	095811-033/MWL-BW2	Cesium-137 (10045-97-3)	BD, FR3
	095811-033/MWL-BW2	Cobalt-60 (10198-40-0)	BD, FR3
	095811-033/MWL-BW2	Potassium-40 (13966-00-2)	BD, FR3
	095812-033/MWL-BW2	Americium-241 (14596-10-2)	BD, FR3
	095812-033/MWL-BW2	Cesium-137 (10045-97-3)	BD, FR3
	095812-033/MWL-BW2	Cobalt-60 (10198-40-0)	BD, FR3
	095812-033/MWL-BW2	Potassium-40 (13966-00-2)	R, Z2
	095815-033/MWL-MW7	Americium-241 (14596-10-2)	BD, FR3
	095815-033/MWL-MW7	Cesium-137 (10045-97-3)	BD, FR3
	095815-033/MWL-MW7	Cobalt-60 (10198-40-0)	BD, FR3
	095815-033/MWL-MW7	Potassium-40 (13966-00-2)	BD, FR3
	095818-033/MWL-MW9	Americium-241 (14596-10-2)	BD, FR3
	095818-033/MWL-MW9	Cesium-137 (10045-97-3)	BD, FR3
	095818-033/MWL-MW9	Cobalt-60 (10198-40-0)	BD, FR3
	095818-033/MWL-MW9	Potassium-40 (13966-00-2)	BD, FR3
<b>EPA 906.0 Modified</b>			
	095811-036/MWL-BW2	Tritium (10028-17-8)	BD, FR3
	095812-036/MWL-BW2	Tritium (10028-17-8)	BD, FR3
	095815-036/MWL-MW7	Tritium (10028-17-8)	BD, FR3
	095818-036/MWL-MW9	Tritium (10028-17-8)	BD, FR3
<b>SM 7500 Rn B</b>			
	095815-040/MWL-MW7	Radon-222 (14859-67-7)	J, FR7,H1
<b>SW846 3005/6020 DOE-AL</b>			
	095811-009/MWL-BW2	Nickel (7440-02-0)	0.0028U, B2

Analytical Method	Sample ID	Analyte Name (CAS#)	Qualifier, RC
	095812-009/MWL-BW2	Nickel (7440-02-0)	0.0028U, B2
SW846 8260B DOE-AL			
	095810-001/MWL-FB2	2-Butanone (78-93-3)	UJ, I4
	095810-001/MWL-FB2	Dichlorodifluoromethane (75-71-8)	UJ, I5
	095811-001/MWL-BW2	2-Butanone (78-93-3)	UJ, I4
	095811-001/MWL-BW2	Dichlorodifluoromethane (75-71-8)	UJ, I5
	095812-001/MWL-BW2	2-Butanone (78-93-3)	UJ, I4
	095812-001/MWL-BW2	Dichlorodifluoromethane (75-71-8)	UJ, I5
	095813-001/MWL-TB2	2-Butanone (78-93-3)	UJ, I4
	095813-001/MWL-TB2	Dichlorodifluoromethane (75-71-8)	UJ, I5
	095814-001/MWL-FB3	2-Butanone (78-93-3)	UJ, I4
	095814-001/MWL-FB3	Dichlorodifluoromethane (75-71-8)	UJ, I5
	095815-001/MWL-MW7	2-Butanone (78-93-3)	UJ, I4
	095815-001/MWL-MW7	Dichlorodifluoromethane (75-71-8)	UJ, I5
	095816-001/MWL-TB3	2-Butanone (78-93-3)	UJ, I4
	095816-001/MWL-TB3	Dichlorodifluoromethane (75-71-8)	UJ, I5
	095817-001/MWL-FB4	2-Butanone (78-93-3)	UJ, I4
	095817-001/MWL-FB4	Dichlorodifluoromethane (75-71-8)	UJ, I5
	095818-001/MWL-MW9	2-Butanone (78-93-3)	UJ, I4
	095818-001/MWL-MW9	Dichlorodifluoromethane (75-71-8)	UJ, I5
	095819-001/MWL-TB4	2-Butanone (78-93-3)	UJ, I4
	095819-001/MWL-TB4	Dichlorodifluoromethane (75-71-8)	UJ, I5

All other analyses met QC acceptance criteria; no further data should be qualified.

## Data Validation Summary Worksheet

AR/COC #: 615443, 615444 and 615445

Site/Project: MWL GWM

Validation Date: 06/06/2014

SDG #: 347170

Laboratory: GEL

Validator: Linda Thal

Matrix: Aqueous

# of Samples: 30    CVR present: Yes

Analysis Type: ☒ Organic   ☒ Metals

AR/COC(s) present: Yes

Sample Container Integrity: OK

☒ Rad   ☐ Gen Chem

Requested Analyses Not Reported						
Sample Number	Laboratory ID	organic	genchem	metals	rad	Comments
None						

Hold Time/Preservation Outliers								
Sample Number	Laboratory ID	Analysis	Pres.	Coll. Date	Prep. Date	Anal. Date	Anal. within 2X HT	Anal. beyond 2X HT
095815-040	347170021	SM 7500 Rn B	✓	4/22/14 10.20	4/25/14 20.13	4/25/14 20.13	Yes	No

Comments: Sampled 04/21 through 4/23/2014. An EB was submitted with AR/COC 615442 and was associated with samples on AR/COC 615443. The case narrative states that samples -004, -005, -011 and -12 were acidified by the lab. According to the email conversation and SR&R form this should be samples -004, -005 -010 and -011.

Validated by:  Revised 7/2007



## Organic Worksheet (GC/MS)

AR/COC #: 615443, 615444 and 615445

SDG #: 347170

Matrix: Aqueous

Laboratory Sample IDs: 347170001, -002, -008, -014, -015, -016, -022, -023, -024, -030

Method/Batch #s: 8260B: 1384112

Tuning (pass/fail): Pass      TICs Required? (yes/no): No

[illegible]

Comments: HTs OK. ICAL VOA2.I 03/17/2014; Acetone, dichlorodifluoromethane, methylene chloride linear; TBs all ND

MS/MSD performed on -002 spiked with trichlorotrifluoroethane; \*associated with MS/MSD only

EB from AR/COC 615442

# Inorganic Metals Worksheet

AR/COC #: 615443, 615444 and 615445

SDG #: 347170

Matrix: Aqueous

Laboratory Sample IDs: 347170003, -009, -017, -025

Method/Batch #s: **3005A/6020**: 1383587/1383588

ICPMS Mass Cal (pass/fail): Pass

ICPMS Resolution (pass/fail): Pass

[illegible]

IS Outliers 60-125%				IS Outliers 80-120%			
Sample ID	%Recovery	%Recovery	%Recovery	CCV/CCB ID	%Recovery	%Recovery	%Recovery
None							

Comments: HTs OK. Matrix QC on -003, EB from AR/COC 615442

# Radiochemistry Worksheet

AR/COC #: 615443, 615444 and 615445

SDG #: 347170

Matrix: Aqueous

Laboratory Sample IDs: 347170 – see below

Method/Batch#s: EPA 901.1 (Gammascpec): 1383276; -004, -010, -018, -026

Method/Batch#s: EPA 900.0/SW846 9310 (Gross alpha/beta): 1387206; -005, -011, -019, - 027

Method/Batch#s: SM 7500 Rn B (Radon-222): 1382135; -007, -013    1382436; -021, -029

Method/Batch#: EPA 906.0 (Tritium): 1383645; -006, -012, -020, -028

Analyte (outliers)	Control Freq.	Control Eval.	Method Blank	5X Blank or 5X MDC	LCS %R	MS %R	MSD %R	MS/ MSD RER	Lab Rep. RER	EB			
K-40	NA	NA	37.1	186	✓	NA	NA	NA	✓	✓			
Tracer/Carrier Recovery Outliers													
Sample ID	Tracer/Carrier	%R	Sample ID			Tracer/Carrier	%R	Sample ID		Tracer/Carrier	%R		
NA													

Comments: HTs OK except for Radon-222 sample -021 HT >5% past method specified. Sample-010 RDL < MDA for Am-241

GS DUP -004; Rn-222 MS and DUP -007 and -021; Gross A/B MS/MSD and DUP -019; tritium MS and DUP -006

Gross A/B parent = 125ml, MS/MSD = 25ml (5X dilution) – no qual

Data rejected by the lab due to peak not meeting identification criteria: K-40 for sample -010

CONTRACT LABORATORY  
ANALYSIS REQUEST AND CHAIN OF CUSTODY

Internal Lab

Batch No. W/A

SMO Use

AR/COC **615443**

Project Name: <u>MWL GWM</u>	Date Samples Shipped: <u>4/21/14</u>	SMO Authorization: <u>[Signature]</u>	<input type="checkbox"/> Waste Characterization
Project/Task Manager: <u>Tim Jackson</u>	Carrier/Waybill No. <u>217562</u>	SMO Contact Phone: <u>910</u>	<input type="checkbox"/> RMMA
Project/Task Number: <u>146422.10.11.01</u>	Lab Contact: <u>Edie Kent/803-556-8171</u>	Lorraine Herrera/505-844-3199	<input type="checkbox"/> Released by COC No.
Service Order: <u>CF01-14</u>	Lab Destination: <u>GEL</u>	Send Report to SMO:	<input checked="" type="checkbox"/> 4° Celsius
	Contract No.: <u>PO 1303873</u>	Rita Kavanaugh/505-284-2553	

Tech Area: \_\_\_\_\_

Building: \_\_\_\_\_ Room: \_\_\_\_\_ Operational Site: \_\_\_\_\_

Bill to: Sandia National Laboratories (Accounts Payable),  
P.O. Box 5800, MS-0154  
Albuquerque, NM 87185-0154 347170

Sample No.	Fraction	Sample Location Detail	Depth (ft)	Date/Time Collected	Sample Matrix	Container Type	Volume	Preservative	Collection Method	Sample Type	Parameter & Method Requested	Lab Sample ID
095810	-001	MWL-FB2	NA	4/21/14 11:06	DIW	G	3x40 ml	HCL	G	FB	VOC (SW846-8260B) (LTMMMP List)	001
095811	-001	MWL-BW2	496	4/21/14 11:06	GW	G	3x40 ml	HCL	G	SA	VOC (SW846-8260B) (LTMMMP List)	002
095811	-009	MWL-BW2	496	4/21/14 11:09	GW	P	500 ml	HNO3	G	SA	Metals Cd,Cr,Ni,U (SW846-6020)	003
095811	-033	MWL-BW2	496	4/21/14 11:10	GW	P	1 L	HNO3	G	SA	Gamma Spectroscopy (EPA 901.0)	004
095811	-034	MWL-BW2	496	4/21/14 11:12	GW	P	1 L	HNO3	G	SA	Gross Alpha and Beta (EPA 900.0)	005
095811	-036	MWL-BW2	496	4/21/14 11:14	GW	AG	250 ml	None	G	SA	Tritium (EPA 906.0)	006
095811	-040	MWL-BW2	496	4/21/14 11:08	GW	AG	2x40 ml	None	G	SA	Radon (SM 7500 Rn B)	007
095812	-001	MWL-BW2	496	4/21/14 11:06	GW	G	3x40 ml	HCL	G	DU	VOC (SW846-8260B) (LTMMMP List)	008
095812	-009	MWL-BW2	496	4/21/14 11:09	GW	P	500 ml	HNO3	G	DU	Metals Cd,Cr,Ni,U (SW846-6020)	009
095812	-033	MWL-BW2	496	4/21/14 11:10	GW	P	1 L	HNO3	G	DU	Gamma Spectroscopy (EPA 901.0)	010

Last Chain: <input type="checkbox"/> Yes	Sample Tracking	SMO Use	Special Instructions	QC Requirements:	Conditions on Receipt	
Validation Req'd: <input checked="" type="checkbox"/> Yes	Date Entered:		EDD	<input checked="" type="checkbox"/> Yes <input type="checkbox"/> No		
Background: <input type="checkbox"/> Yes	Entered by:		Turnaround Time	<input type="checkbox"/> 7 Day* <input type="checkbox"/> 15 Day* <input checked="" type="checkbox"/> 30 Day		
Confirmatory: <input type="checkbox"/> Yes	QC initials:		Negotiated TAT			
Sample Team Members	Name	Signature	Init.	Company/Organization/Phone/Cell	Sample Disposal	<input type="checkbox"/> Return to Client <input checked="" type="checkbox"/> Disposal by Lab
	William Gibson	[Signature]	WJG	SNL/4142/505-284-3307/505-239-7367	Return Samples By:	
	Alfred Santillanes	[Signature]	AS	SNL/4142/505-844-5130/505-228-0710	Comments:	Send report to Tim Jackson/4142/MS 0729/284-2547
	Robert Lynch	[Signature]	RL	SNL/4142/505-844-4013/505-250-7090	Report specific list of VOCs (LTMMMP list provided by SNL/NM SMO). Report short list isotopes for Gamma Spectroscopy. Provide level D package.	

1. Relinquished by <u>[Signature]</u> Org. <u>4142</u> Date <u>4/21/14</u> Time <u>1134</u>	3. Relinquished by _____ Org. _____ Date _____ Time _____
1. Received by <u>[Signature]</u> Org. <u>4142</u> Date <u>4/21/14</u> Time <u>1134</u>	3. Received by _____ Org. _____ Date _____ Time _____
2. Relinquished by <u>[Signature]</u> Org. <u>4142</u> Date <u>4/21/14</u> Time <u>1200</u>	4. Relinquished by _____ Org. _____ Date _____ Time _____
2. Received by <u>[Signature]</u> Org. <u>4142</u> Date <u>4-21-14</u> Time <u>0720</u>	4. Received by _____ Org. _____ Date _____ Time _____

\*Prior confirmation with SMO required for 7 and 15 day TAT



CONTRACT LABORATORY  
ANALYSIS REQUEST AND CHAIN OF CUSTODY

Internal Lab

Page 1 of 1

Batch No. NA

SMO Use

AR/COC **615444**

Project Name: MWL GWM

Project/Task Manager: Tim Jackson

Project/Task Number: 146422.10.11.01

Service Order: CF01-14

Date Samples Shipped: 4/22/14

Carrier/Waybill No. 217662

Lab Contact: Edie Kent/803-556-8171

Lab Destination: GEL

Contract No.: PO 1303873

SMO Authorization: 969 L SMO

SMO Contact Phone: Lorraine Herrera/505-844-3199

Send Report to SMO: Rita Kavanaugh/505-284-2553

☐ Waste Characterization

☐ RMMA

☐ Released by COC No. ☒ 4° Celsius

Bill to: Sandia National Laboratories (Accounts Payable),  
P.O. Box 5800, MS-0154  
Albuquerque, NM 87185-0154

Tech Area:

Building: Room: Operational Site:

Sample No.	Fraction	Sample Location Detail	Depth (ft)	Date/Time Collected	Sample Matrix	Container		Preservative	Collection Method	Sample Type	Parameter & Method Requested	Lab Sample ID
						Type	Volume					
095814	-001	MWL-FB3	NA	4/22/14 10:18	DIW	G	3x40 ml	HCL	G	FB	VOC (SW846-8260B) (LTMMMP List)	015
095815	-001	MWL-MW7	496	4/22/14 10:18	GW	G	3x40 ml	HCL	G	SA	VOC (SW846-8260B) (LTMMMP List)	016
095815	-009	MWL-MW7	496	4/22/14 10:21	GW	P	500 ml	HNO3	G	SA	Metals Cd,Cr,Ni,U (SW846-6020)	017
095815	-033	MWL-MW7	496	4/22/14 10:22	GW	P	1 L	HNO3	G	SA	Gamma Spectroscopy (EPA 901.0)	018
095815	-034	MWL-MW7	496	4/22/14 10:24	GW	P	1 L	HNO3	G	SA	Gross Alpha and Beta (EPA 900.0)	019
095815	-036	MWL-MW7	496	4/22/14 10:26	GW	AG	250 ml	None	G	SA	Tritium (EPA 906.0)	020
095815	-040	MWL-MW7	496	4/22/14 10:20	GW	AG	2x40 ml	None	G	SA	Radon (SM 7500 Rn B)	021
095816	-001	MWL-TB3	NA	4/22/14 10:18	DIW	G	3x40 ml	HCL	G	TB	VOC (SW846-8260B) (LTMMMP List)	022

Last Chain: ☐ Yes

Validation Req'd: ☒ Yes

Background: ☐ Yes

Confirmatory: ☐ Yes

Sample Tracking

SMO Use

Special Instructions/OC Requirements:

EDD ☒ Yes ☐ No

Turnaround Time ☐ 7 Day\* ☐ 15 Day\* ☒ 30 Day

Negotiated TAT

Sample Disposal ☐ Return to Client ☒ Disposal by Lab

Return Samples By:

Comments: Send report to Tim Jackson/4142/MS 0729/284-2547  
Report specific list of VOCs (LTMMMP list provided by SNL/NM SMO).  
Report short list isotopes for Gamma Spectroscopy. Provide level D package.

Conditions on Receipt

Lab Use

Sample Team Members

Name	Signature	Init	Company/Organization/Phone/Cell
William Gibson	<u>William Gibson</u>	WG	SNL/4142/505-284-3307/505-239-7367
Alfred Santillanes	<u>Alfred Santillanes</u>	AS	SNL/4142/505-844-5130/505-228-0710
Robert Lynch	<u>Robert Lynch</u>	RL	SNL/4142/505-844-4013/505-250-7090

1. Relinquished by Alfred Santillanes Org. 4142 Date 4/22/14 Time 1051

1. Received by Edie Kent Org. 4142 Date 4/22/14 Time 1051

2. Relinquished by Edie Kent Org. 4142 Date 4/22/14 Time 1130

2. Received by Edie Kent Org. 4142 Date 4-23-14 Time 0730

3. Relinquished by

3. Received by

4. Relinquished by

4. Received by

\*Prior confirmation with SMO required for 7 and 15 day TAT

CONTRACT LABORATORY  
ANALYSIS REQUEST AND CHAIN OF CUSTODY

Internal Lab

Page 1 of 1

Batch No. N/A

SMO Use

AR/COC **615445**

Project Name: MWL GWM

Project/Task Manager: Tim Jackson

Project/Task Number: 146422.10.11.01

Service Order: CF01-14

Date Samples Shipped: 4/23/14

Carrier/Waybill No. 217755

Lab Contact: Edie Kent/803-556-8171

Lab Destination: GEL

Contract No.: PO 1303873

SMO Authorization: [Signature]

SMO Contact Phone: [Signature]

Lorraine Herrera/505-844-3199

Send Report to SMO: Rita Kavanaugh/505-284-2553

☐ Waste Characterization

☐ RMMA

☐ Released by COC No. ☒ 4° Celsius

Bill to: Sandia National Laboratories (Accounts Payable),

P.O. Box 5800, MS-0154

Albuquerque, NM 87185-0154 347170

Tech Area:

Building: Room: Operational Site:

Sample No.	Fraction	Sample Location Detail	Depth (ft)	Date/Time Collected	Sample Matrix	Container		Preserv-ative	Collection Method	Sample Type	Parameter & Method Requested	Lab Sample ID
						Type	Volume					
095817	-001	MWL-FB4	NA	4/23/14 10:17	DIW	G	3x40 ml	HCL	G	FB	VOC (SW846-8260B) (LTMMMP List)	023
095818	-001	MWL-MW9	497	4/23/14 10:17	GW	G	3x40 ml	HCL	G	SA	VOC (SW846-8260B) (LTMMMP List)	024
095818	-009	MWL-MW9	497	4/23/14 10:19	GW	P	500 ml	HNO3	G	SA	Metals Cd,Cr,Ni,U (SW846-6020)	025
095818	-033	MWL-MW9	497	4/23/14 10:21	GW	P	1 L	HNO3	G	SA	Gamma Spectroscopy (EPA 901.0)	026
095818	-034	MWL-MW9	497	4/23/14 10:23	GW	P	1 L	HNO3	G	SA	Gross Alpha and Beta (EPA 900.0)	027
095818	-036	MWL-MW9	497	4/23/14 10:26	GW	AG	250 ml	None	G	SA	Tritium (EPA 906.0)	028
095818	-040	MWL-MW9	497	4/23/14 10:18	GW	AG	2x40 ml	None	G	SA	Radon (SM 7500 Rn B)	029
095819	-001	MWL-TB4	NA	4/23/14 10:17	DIW	G	3x40 ml	HCL	G	TB	VOC (SW846-8260B) (LTMMMP List)	030
095819												

Last Chain: ☐ Yes

Validation Req'd: ☒ Yes

Background: ☐ Yes

Confirmatory: ☐ Yes

Sample Tracking

Date Entered:

Entered by:

QC inits.:

SMO Use

Special Instructions/QC Requirements:

EDD ☒ Yes ☐ No

Turnaround Time ☐ 7 Day\* ☐ 15 Day\* ☒ 30 Day

Negotiated TAT

Sample Disposal ☐ Return to Client ☒ Disposal by Lab

Return Samples By:

Comments: Send report to Tim Jackson/4142/MS 0729/284-2547  
Report specific list of VOCs (LTMMMP list provided by SNL/NM SMO).  
Report short list isotopes for Gamma Spectroscopy. Provide level D package.

Conditions on Receipt

Lab Use

Sample Team Members

Name

Signature

Init

Company/Organization/Phone/Cell

William Gibson

[Signature]

WG

SNL/4142/505-284-3307/505-239-7367

Alfred Santillanes

[Signature]

AS

SNL/4142/505-844-5130/505-228-0710

Robert Lynch

[Signature]

RL

SNL/4142/505-844-4013/505-250-7090

1. Relinquished by [Signature] Org. 4142 Date 4/23/14 Time 1055

1. Received by [Signature] Org. 4142 Date 4/23/14 Time 1055

2. Relinquished by [Signature] Org. 4142 Date 4/23/14 Time 1110

2. Received by [Signature] Org. GEL Date 4-24-14 Time 0725

3. Relinquished by Org. Date Time

3. Received by Org. Date Time

4. Relinquished by Org. Date Time

4. Received by Org. Date Time

\*Prior confirmation with SMO required for 7 and 15 day TAT

**AR/COC NUMBER 615446**



## Memorandum

Date: June 9, 2014  
To: File  
From: Linda Thal  
Subject: GC/MS Organic Data Review and Validation – SNL  
Site: MWL GWM  
AR/COC: 615446  
SDG: 347594  
Laboratory: GEL  
Project/Task: 146422.10.11.08  
Analysis: VOCs

See the attached Data Validation Worksheets for supporting documentation on the data review and validation. Data are evaluated using SNL/NM SMO AOP 00-03 Rev 3.

### Summary

Three samples were prepared and analyzed with accepted procedures using method EPA 8260B (VOCs). All compounds were successfully analyzed. Problems were identified with the data package that resulted in the qualification of data.

1. The ICAL intercept was negative and  $>$  the MDL but  $\leq 3X$  the MDL for dichlorodifluoromethane. The associated sample results were NDs and will be **qualified UJ,I5**.
2. The ICAL, ICV and CCV RFs were  $<0.05$  but  $\geq 0.01$  for 2-butanone. The associated sample results were NDs and will be **qualified UJ,I4**.

Data are acceptable and reported QC measures appear to be adequate. The following sections discuss the data review and validation.

### Holding Times

The samples were analyzed within the prescribed holding time and properly preserved.

### Instrument Tune

All instrument tune requirements were met.

### Calibration

The initial calibration and continuing calibration data met QC acceptance criteria except as noted above in the Summary section and as follows. The ICAL %RSD was >15% but ≤40% for bromoform. The associated sample results were NDs and since no other calibration infraction occurred, will not be qualified.

The ICV/CCV %Ds were >20% with positive bias for dichlorodifluoromethane. The associated sample results were NDs and will not be qualified.

### **Blanks**

No target analytes were detected in the blanks except as follows. Bromodichloromethane was detected at < the PQL and chloroform at > the PQL in the FB, sample 347594001. All associated sample results were NDs and will not be qualified.

### **Surrogates**

All surrogate recoveries met QC acceptance criteria.

### **Internal Standards**

All internal standards met QC acceptance criteria.

### **Matrix Spike/Matrix Spike Duplicate (MS/MSD)**

All MS/MSD acceptance criteria were met. It should be noted that the MS/MSD was performed on an SNL sample of similar matrix from another SDG.

### **Laboratory Control Sample (LCS)**

All LCS acceptance criteria were met.

### **Detection Limits/Dilutions**

All detection limits were properly reported. The samples were not diluted.

### **Tentatively Identified Compounds (TICs)**

TIC reports were not required.

### **Other QC**

A FB and a TB were submitted with AR/COC 615446.

No other specific issues that affect data quality were identified.

**Reviewed by:** Mary Donovan **Level:** I **Date:** 06/09/14

## Memorandum

Date: June 9, 2014  
To: File  
From: Linda Thal  
Subject: Inorganic Data Review and Validation – SNL  
Site: MWL GWM  
AR/COC: 615446  
SDG: 347594  
Laboratory: GEL  
Project/Task: 146422.10.11.08  
Analysis: Metals

See the attached Data Validation Worksheets for supporting documentation on the data review and validation. This validation was performed according to SNL/NM ER Project AOP 00-03 Rev 3.

### **Summary**

One sample was prepared and analyzed with approved procedures using method EPA 6020 (ICP-MS). Data were reported for all required analytes. No problems were identified with the data package that resulted in the qualification of data.

Data are acceptable and reported QC measures appear to be adequate. The following sections discuss the data review and validation.

### **Holding Times and Preservation**

The sample was prepared and analyzed within the prescribed holding time and properly preserved.

### **ICP-MS Instrument Tune**

The ICP-MS tunes met QC acceptance criteria.

### **Calibration**

All initial and continuing calibration met QC acceptance criteria.

### **Reporting Limit Verification**

All CRI recoveries met QC acceptance criteria.

It should be noted that the CRI was analyzed at the PQL and not at 2X the PQL for all target analytes.

**Blanks**

No target analytes were detected in the blanks.

**ICP -MS Internal Standards**

The ICP-MS internal standards met QC acceptance criteria.

**Matrix Spike (MS)**

The MS met all QC acceptance criteria.

**Laboratory Replicate**

The replicate met all QC acceptance criteria.

**Laboratory Control Sample (LCS)**

The LCS met all QC acceptance criteria.

**Detection Limits/Dilutions**

All detection limits were properly reported. The sample was not diluted.

**ICP Interference Check Sample (ICS A and AB)**

Results of the ICS A and AB analyses were not evaluated because the sample concentrations of Ca, Mg, Fe and Al were < those in the ICS solution.

**ICP Serial Dilution**

The serial dilution met all QC acceptance criteria.

**Other QC**

No other specific issues that affect data quality were identified.

**Reviewed by:** Mary Donovan

**Level:** I

**Date:** 06/09/14

## Memorandum

Date: June 9, 2014  
To: File  
From: Linda Thal  
Subject: Inorganic Data Review and Validation – SNL  
Site: MWL GWM  
AR/COC: 615446  
SDG: 347594  
Laboratory: GEL  
Project/Task: 146422.10.11.08  
Analysis: RAD

See the attached Data Validation Worksheets for supporting documentation on the data review and validation. This validation was performed according to SNL/NM ER Project AOP 00-03 Rev 3.

### Summary

One sample was prepared and analyzed with approved procedures using methods EPA 901.1 (gamma spec – short list), SM 7500 Rn B (Radon-222), EPA 906.0 (tritium) and EPA 900.0 (gross alpha/beta). Problems were identified with the data package that resulted in the qualification of data.

#### Gammascpec and tritium:

1. All sample results which were either  $<$  the associated 2-sigma TPU or  $<$  the associated MDA will be **qualified BD,FR3**.

#### Radon-222:

1. Sample 347594007 was analyzed  $>1X$  but  $\leq 2X$  past the method specified holding time and will be **qualified J,H1**.
2. Sample -007 was  $>$  the MDA but  $\leq 3X$  the MDA and will be **qualified J,FR7**.

Data are acceptable and reported QC measures appear to be adequate. The following sections discuss the data review and validation.

### Holding Times and Preservation

The sample was properly preserved and prepared and analyzed within the prescribed holding time except as noted above in the Summary section.

### Quantification

All quantification criteria were met except as noted above in the Summary section.

#### **Calibration**

The case narratives stated that the instruments used were properly calibrated.

#### **Blanks**

No target analytes were detected in the blanks at concentrations > the MDA and 2-sigma TPU.

#### **Tracer/Carrier Recovery**

Tracers or carriers were not required for these methods.

#### **Matrix Spike/Matrix Spike Duplicate (MS/MSD)**

The MS and/or MSD met all QC acceptance criteria.

#### **Gross alpha/beta:**

It should be noted that the sample used for the MS/MSD was of similar matrix from another SNL SDG.

#### **Laboratory Replicate**

All replicate error ratio acceptance criteria were met.

#### **Gross alpha/beta:**

It should be noted that the sample used for the replicate was of similar matrix from another SNL SDG.

#### **Laboratory Control Sample (LCS)**

All LCS recoveries met QC acceptance criteria.

#### **Detection Limits/Dilutions**

The sample was not diluted. All required detection limits were met.

#### **Other QC**

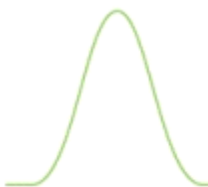
No other specific issues that affect data quality were identified.

**Reviewed by:** Mary Donovan

**Level:** I

**Date:** 06/09/14

---



## Sample Findings Summary



AR/COC: 615446

Page 1 of 1

Analytical Method	Sample ID	Analyte Name (CAS#)	Qualifier, RC
EPA 901.1			
	095821-033/MWL-MW8	Americium-241 (14596-10-2)	BD, FR3
	095821-033/MWL-MW8	Cesium-137 (10045-97-3)	BD, FR3
	095821-033/MWL-MW8	Cobalt-60 (10198-40-0)	BD, FR3
	095821-033/MWL-MW8	Potassium-40 (13966-00-2)	BD, FR3
EPA 906.0 Modified			
	095821-036/MWL-MW8	Tritium (10028-17-8)	BD, FR3
SM 7500 Rn B			
	095821-040/MWL-MW8	Radon-222 (14859-67-7)	J, FR7,H1
SW846 8260B DOE-AL			
	095820-001/MWL-FB5	2-Butanone (78-93-3)	UJ, I4
	095820-001/MWL-FB5	Dichlorodifluoromethane (75-71-8)	UJ, I5
	095821-001/MWL-MW8	2-Butanone (78-93-3)	UJ, I4
	095821-001/MWL-MW8	Dichlorodifluoromethane (75-71-8)	UJ, I5
	095822-001/MWL-TB5	2-Butanone (78-93-3)	UJ, I4
	095822-001/MWL-TB5	Dichlorodifluoromethane (75-71-8)	UJ, I5

All other analyses met QC acceptance criteria; no further data should be qualified.

## Data Validation Summary Worksheet

AR/COC #: 615446

Site/Project: MWL GWM

Validation Date: 06/09/2014

SDG #: 347594

Laboratory: GEL

Validator: Linda Thal

Matrix: Aqueous

# of Samples: 8    CVR present: Yes

Analysis Type: ☒ Organic   ☒ Metals

AR/COC(s) present: Yes

Sample Container Integrity: OK

☒ Rad   ☐ Gen Chem

Requested Analyses Not Reported						
Sample Number	Laboratory ID	organic	genchem	metals	rad	Comments
None						

Hold Time/Preservation Outliers								
Sample Number	Laboratory ID	Analysis	Pres.	Coll. Date	Prep. Date	Anal. Date	Anal. within 2X HT	Anal. beyond 2X HT
095821-040	347594007	SM 7500 Rn B	✓	4/28/14 10.18	5/02/14 20.53	5/02/14 20.53	Yes	No

Comments: Sampled 04/28/2014.

Validated by:  Revised 7/2007



## Organic Worksheet (GC/MS)

AR/COC #: 615446

SDG #: 347594

Matrix: Aqueous

Laboratory Sample IDs: 347594001, -002, -008

Method/Batch #s: 8260B: 1384112

Tuning (pass/fail): Pass      TICs Required? (yes/no): No

[illegible]

Comments: HTs OK. ICAL VOA2.I 03/17/2014; Acetone, dichlorodifluoromethane, methylene chloride linear; \*associated with MS/MSD only

MS/MSD performed on SNL sample from another SDG spiked with trichlorotrifluoroethane;

# Inorganic Metals Worksheet

AR/COC #: 615446

SDG #: 347594

Matrix: Aqueous

Laboratory Sample IDs: 347594003

Method/Batch #: **3005A/6020**: 1384687/1384688

ICPMS Mass Cal (pass/fail): Pass

ICPMS Resolution (pass/fail): Pass

Analyte (outliers)	Calibration						Method Blank mg/L	5X Blank or (5X MDL) mg/L	LCS %R	MS %R	Lab Rep. RPD	Serial Dil. %D	ICS AB %R	ICS A ± MDL ug/L x50 (mg/L)	CRA CRI %R				
	Int.	R <sup>2</sup>	ICV	CCV	ICB ug/L	CCB ug/L													
None																			

IS Outliers 60-125%				IS Outliers 80-120%			
Sample ID	%Recovery	%Recovery	%Recovery	CCV/CCB ID	%Recovery	%Recovery	%Recovery
None							

Comments: HTs OK. Matrix QC on -003

# Radiochemistry Worksheet

AR/COC #: 615446

SDG #: 347594

Matrix: Aqueous

Laboratory Sample IDs: 347594 – see below

Method/Batch#s: EPA 901.1 (Gammascpec): 1383767; -004

Method/Batch#: EPA 900.0/SW846 9310 (Gross alpha/beta): 1387206; -005

Method/Batch#s: SM 7500 Rn B (Radon-222): 1384924; -007

Method/Batch#s: EPA 906.0 (Tritium): 1386334; -006

Analyte (outliers)	Control Freq.	Control Eval.	Method Blank	5X Blank or 5X MDC	LCS %R	MS %R	MSD %R	MS/ MSD RER	Lab Rep. RER	EB			
None													
Tracer/Carrier Recovery Outliers													
Sample ID	Tracer/Carrier	%R	Sample ID			Tracer/Carrier	%R	Sample ID		Tracer/Carrier	%R		
NA													

Comments: HTs OK except for Radon-222 sample -007 HT >5% past method specified.

GS DUP -004; Rn-222 MS and DUP -007; Gross A/B MS/MSD and DUP on SNL sample from another SDG; tritium MS and DUP -006

Gross A/B parent = 125ml, MS/MSD = 25ml (5X dilution) – no qual

Data rejected by the lab due to peak not meeting identification criteria: None

CONTRACT LABORATORY  
ANALYSIS REQUEST AND CHAIN OF CUSTODY

Internal Lab

Page 1 of 1

Batch No.

SMO Use

AR/COC 615446

Project Name: MWL GWM

Project/Task Manager: Tim Jackson

Project/Task Number: 146422.10.11.01

Service Order: CF01-14

Date Samples Shipped: 4/28/14

Carrier/Waybill No. 217783

Lab Contact: Edie Kent/803-556-8171

Lab Destination: GEL

Contract No.: PO 1303873

SMO Authorization: Don W. [Signature]

SMO Contact Phone: Lorraine Herrera/505-844-3199

Send Report to SMO: Rita Kavanaugh/505-284-2553

☐ Waste Characterization

☐ RMMA

☐ Released by COC No. ☒ 4° Celsius

Bill to: Sandia National Laboratories (Accounts Payable),  
P.O. Box 5800, MS-0154  
Albuquerque, NM 87185-0154 347594

Sample No.	Fraction	Sample Location Detail	Depth (ft)	Date/Time Collected	Sample Matrix	Container		Preservative	Collection Method	Sample Type	Parameter & Method Requested	Lab Sample ID
						Type	Volume					
095820	-001	MWL-FB5	NA	4/28/14 10:17	DIW	G	3x40 ml	HCL	G	FB	VOC (SW846-8260B) (LTMMMP List)	001
095821	-001	MWL-MW8	497	4/28/14 10:17	GW	G	3x40 ml	HCL	G	SA	VOC (SW846-8260B) (LTMMMP List)	002
095821	-009	MWL-MW8	497	4/28/14 10:19	GW	P	500 ml	HNO3	G	SA	Métals Cd,Cr,Ni,U (SW846-6020)	003
095821	-033	MWL-MW8	497	4/28/14 10:21	GW	P	1 L	HNO3	G	SA	Gamma Spectroscopy (EPA 901.0)	004
095821	-034	MWL-MW8	497	4/28/14 10:24	GW	P	1 L	HNO3	G	SA	Gross Alpha and Beta (EPA 900.0)	005
095821	-036	MWL-MW8	497	4/28/14 10:27	GW	AG	250 ml	None	G	SA	Tritium (EPA 906.0)	006
095821	-040	MWL-MW8	497	4/28/14 10:18	GW	AG	2x40 ml	None	G	SA	Radon (SM 7500 Rn B)	007
095822	-001	MWL-TB5	NA	4/28/14 10:17	DIW	G	3x40 ml	HCL	G	TB	VOC (SW846-8260B) (LTMMMP List)	008

Last Chain: ☒ Yes

Validation Req'd: ☒ Yes

Background: ☐ Yes

Confirmatory: ☐ Yes

Sample Tracking

Date Entered:

Entered by:

QC inits.:

SMO Use

Special Instructions/QC Requirements:

EDD ☒ Yes ☐ No

Turnaround Time ☐ 7 Day\* ☐ 15 Day\* ☒ 30 Day

Negotiated TAT ☐

Sample Disposal ☐ Return to Client ☒ Disposal by Lab

Return Samples By:

Comments: Send report to Tim Jackson/4142/MS 0729/284-2547  
Report specific list of VOCs (LTMMMP list provided by SNL/NM SMO).  
Report short list isotopes for Gamma Spectroscopy. Provide level D package.

Conditions on Receipt

Lab Use

Sample Team Members

Name	Signature	Init.	Company/Organization/Phone/Cell
William Gibson	[Signature]	WG	SNL/4142/505-284-3307/505-239-7367
Alfred Santillanes	[Signature]	AS	SNL/4142/505-844-5130/505-228-0710
Robert Lynch	[Signature]	RL	SNL/4142/505-844-4013/505-250-7090

1. Relinquished by [Signature] Org. 4142 Date 4/28/14 Time 11:00

1. Received by [Signature] Org. 4142 Date 4/28/14 Time 1100

2. Relinquished by [Signature] Org. 4142 Date 4/28/14 Time 1100

2. Received by [Signature] Org. GEL Date 4-29-14 Time 0135

3. Relinquished by Org. Date Time

3. Received by Org. Date Time

4. Relinquished by Org. Date Time

4. Received by Org. Date Time

\*Prior confirmation with SMO required for 7 and 15 day TAT

## CONTRACT VERIFICATION REVIEW FORMS

### GROUNDWATER MONITORING

**APRIL 2014**

<b>AR/COC Number</b>	<b>Sample Type</b>
615442	Environmental*
615443	Environmental*
615444	Environmental*
615445	Environmental*
615446	Environmental*

\* AR/COC forms are provided in the Data Validation Section of this Annex.

## Contract Verification Review (CVR)

Project Leader Jackson Project Name MWL GWM Project/Task No. 146422\_10.11.08

ARCOC No. 615442 Analytical Lab GEL SDG No. 346998

*In the tables below, mark any information that is missing or incorrect and give an explanation.*

### 1.0 Analysis Request and Chain of Custody Record and Log-In Information

Line No.	Item	Complete?		If no, explain
		Yes	No	
1.1	All items on ARCO complete - data entry clerk initialed and dated	X		
1.2	Container type(s) correct for analyses requested	X		
1.3	Sample volume adequate for # and types of analyses requested	X		
1.4	Preservative correct for analyses requested	X		
1.5	Custody records continuous and complete	X		
1.6	Lab sample number(s) provided and SNL sample number(s) cross referenced and correct	X		
1.7	Date samples received	X		
1.8	Condition upon receipt information provided	X		

### 2.0 Analytical Laboratory Report

Line No.	Item	Complete?		If no, explain
		Yes	No	
2.1	Data reviewed, signature	X		
2.2	Method reference number(s) complete and correct	X		
2.3	QC analysis and acceptance limits provided (MB, LCS, Replicate)	X		
2.4	Matrix spike/matrix spike duplicate data provided	X		
2.5	Detection limits provided; PQL and MDL(or IDL), MDA and L <sub>c</sub>	X		
2.6	QC batch numbers provided	X		
2.7	Dilution factors provided and all dilution levels reported	X		
2.8	Data reported in appropriate units and using correct significant figures	X		
2.9	Radiochemistry analysis uncertainty (2 sigma error) and tracer recovery (if applicable) reported	X		
2.10	Narrative provided	X		
2.11	TAT met	X		
2.12	Holding times met	X		
2.13	Contractual qualifiers provided	X		
2.14	All requested result and TIC (if requested) data provided	X		

## Contract Verification Review (Continued)

### 3.0 Data Quality Evaluation

Item	Yes	No	If no, Sample ID No./Fraction(s) and Analysis
3.1 Are reporting units appropriate for the matrix and meet contract specified or project-specific requirements? Inorganics and metals reported as ppm (mg/liter or mg/Kg)? Tritium reported in picocuries per liter with percent moisture for soil samples? Units consistent between QC samples and sample data	X		
3.2 Quantitation limit met for all samples	X		
3.3 Accuracy	X		
a) Laboratory control sample accuracy reported and met for all samples	X		
b) Surrogate data reported and met for all organic samples analyzed by a gas chromatography technique	X		
c) Matrix spike recovery data reported and met	X		
3.4 Precision	X		
a) Replicate sample precision reported and met for all inorganic and radiochemistry samples	X		
b) Matrix spike duplicate RPD data reported and met for all organic samples	N/A		
3.5 Blank data	X		
a) Method or reagent blank data reported and met for all samples	X		
b) Sampling blank (e.g., field, trip, and equipment) data reported and met		X	Detected in FB1: Bromodichloromethane, Chloroform, Dibromochloromethane (095807-001). Detected in EB1: Bromodichloromethane, Chloroform, Dibromochloromethane (095808-001); Nickel (095808-009)
3.6 Contractual qualifiers provided: "J"- estimated quantity; "B"- analyte found in method blank above the MDL for organic and inorganic; "U"- analyte undetected (results are below the MDL, IDL, or MDA (radiochemical)); "H"- analysis done beyond the holding time; "h" - analysis done beyond the extraction/preparation holding time; "N" - result associated with spike analysis outside control limits	X		
3.7 Narrative addresses planchet flaming for gross alpha/beta	X		
3.8 Narrative included, correct, and complete	X		
3.9 Second column confirmation data provided for methods 8330 (high explosives), pesticides/PCBs 8081 and 8082 and herbicides 8151	N/A		

## Contract Verification Review (Continued)

### 4.0 Calibration and Validation Documentation

Item	Yes	No	Comments
4.1 GC/MS (8260 and 8270)			
a) 12-hour tune check provided	X		
b) Initial calibration provided	X		
c) Continuing calibration provided	X		
d) Internal standard performance data provided	X		
e) Instrument run logs provided	X		
4.2 GC/HPLC (8330, 8082, 9070A, and 8010)			
a) Initial calibration provided	N/A		
b) Continuing calibration provided	N/A		
c) Instrument run logs provided	N/A		
4.3 HRGC/HRMS (1668)			
a) 12-hour tune check provided	N/A		
b) Initial calibration provided	N/A		
c) Continuing calibration provided	N/A		
d) Internal standard performance data provided	N/A		
e) Labeled compound recovery data provided	N/A		



f) RRTs for samples and standards provided	N/A		
g) Ion abundance ratios for samples and standards provided	N/A		
h) Instrument run logs provided	N/A		
4.4 LC/MS/MS (6850)	N/A		
a) Initial calibration provided			
b) Continuing calibration provided	N/A		
c) CRI provided	N/A		
d) Internal standard performance data provided	N/A		
e) Chlorine isotope ratios provided (perchlorate only)	N/A		
f) ICS provided (perchlorate only)	N/A		
4.5 Inorganics (metals)			
a) Initial calibration provided	X		
b) Continuing calibration provided	X		
c) ICP interference check sample data provided	X		
d) ICP serial dilution provided	X		
e) Instrument run logs provided	X		
4.6 Radiochemistry and General Chemistry	X		
a) Instrument run logs provided			

## Contract Verification Review (Concluded)

### 5.0 Data Anomaly Report

Item	Yes	No	Comments
5.1 DAR completed for monitoring and surveillance sample data	N/A		
5.2 Problems or outliers noted		X	
5.3 Verification or reanalysis requested from lab		X	

### 6.0 Problem Resolution

*Summarize the findings in the table below. List only samples/fractions for which deficiencies have been noted.*

Sample/Fraction No.	Analysis	Problems/Comments/Resolutions

Were deficiencies unresolved?      ☐ Yes      ☒ No

Based on the review, this data package is complete.      ☒ Yes      ☐ No

If no, provide nonconformance report or correction request number \_\_\_\_\_ and date correction request was submitted: \_\_\_\_\_

Reviewed by:  Date: 05/27/2014

Were resolutions adequate and data package complete?      ☐ Yes      ☐ No

Closed by: \_\_\_\_\_ Date: \_\_\_\_\_

## Contract Verification Review (CVR)

Project Leader Jackson Project Name MWL GWM Project/Task No. 146422\_10.11.08

ARCOC No. 615443, 615444, 615445 Analytical Lab GEL SDG No. 347170

*In the tables below, mark any information that is missing or incorrect and give an explanation.*

### 1.0 Analysis Request and Chain of Custody Record and Log-In Information

Line No.	Item	Complete?		If no, explain
		Yes	No	
1.1	All items on ARCOG complete - data entry clerk initialed and dated	X		
1.2	Container type(s) correct for analyses requested	X		
1.3	Sample volume adequate for # and types of analyses requested	X		
1.4	Preservative correct for analyses requested	X		
1.5	Custody records continuous and complete	X		
1.6	Lab sample number(s) provided and SNL sample number(s) cross referenced and correct	X		
1.7	Date samples received	X		
1.8	Condition upon receipt information provided	X		

### 2.0 Analytical Laboratory Report

Line No.	Item	Complete?		If no, explain
		Yes	No	
2.1	Data reviewed, signature	X		
2.2	Method reference number(s) complete and correct	X		
2.3	QC analysis and acceptance limits provided (MB, LCS, Replicate)	X		
2.4	Matrix spike/matrix spike duplicate data provided	X		
2.5	Detection limits provided; PQL and MDL(or IDL), MDA and L <sub>c</sub>	X		
2.6	QC batch numbers provided	X		
2.7	Dilution factors provided and all dilution levels reported	X		
2.8	Data reported in appropriate units and using correct significant figures	X		
2.9	Radiochemistry analysis uncertainty (2 sigma error) and tracer recovery (if applicable) reported	X		
2.10	Narrative provided	X		
2.11	TAT met	X		
2.12	Holding times met	X		
2.13	Contractual qualifiers provided	X		
2.14	All requested result and TIC (if requested) data provided	X		

## Contract Verification Review (Continued)

### 3.0 Data Quality Evaluation

Item	Yes	No	If no, Sample ID No./Fraction(s) and Analysis
3.1 Are reporting units appropriate for the matrix and meet contract specified or project-specific requirements? Inorganics and metals reported as ppm (mg/liter or mg/Kg)? Tritium reported in picocuries per liter with percent moisture for soil samples? Units consistent between QC samples and sample data	X		
3.2 Quantitation limit met for all samples	X		
3.3 Accuracy a) Laboratory control sample accuracy reported and met for all samples		X	VOC LCS recovery failed for trans-1,2-Dichloroethylene (1203078885)
b) Surrogate data reported and met for all organic samples analyzed by a gas chromatography technique	X		
c) Matrix spike recovery data reported and met	X		
3.4 Precision a) Replicate sample precision reported and met for all inorganic and radiochemistry samples	X		
b) Matrix spike duplicate RPD data reported and met for all organic samples	X		
3.5 Blank data a) Method or reagent blank data reported and met for all samples	X		
b) Sampling blank (e.g., field, trip, and equipment) data reported and met		X	Detected in FB2 (095810-001) & FB3 (095814-001): Bromodichloromethane, Chloroform. Detected in FB4 ((095817-001): Bromodichloromethane, Chloroform, Dibromochloromethane
3.6 Contractual qualifiers provided: "J"- estimated quantity; "B"- analyte found in method blank above the MDL for organic and inorganic; "U"- analyte undetected (results are below the MDL, IDL, or MDA (radiochemical)); "H"- analysis done beyond the holding time; "h" - analysis done beyond the extraction/preparation holding time; "N" - result associated with spike analysis outside control limits	X		
3.7 Narrative addresses planchet flaming for gross alpha/beta	X		
3.8 Narrative included, correct, and complete	X		
3.9 Second column confirmation data provided for methods 8330 (high explosives), pesticides/PCBs 8081 and 8082 and herbicides 8151	N/A		

## Contract Verification Review (Continued)

### 4.0 Calibration and Validation Documentation

Item	Yes	No	Comments
4.1 GC/MS (8260 and 8270)			
a) 12-hour tune check provided	X		
b) Initial calibration provided	X		
c) Continuing calibration provided	X		
d) Internal standard performance data provided	X		
e) Instrument run logs provided	X		
4.2 GC/HPLC (8330, 8082, 9070A, and 8010)			
a) Initial calibration provided	N/A		
b) Continuing calibration provided	N/A		
c) Instrument run logs provided	N/A		
4.3 HRGC/HRMS (1668)			
a) 12-hour tune check provided	N/A		
b) Initial calibration provided	N/A		
c) Continuing calibration provided	N/A		
d) Internal standard performance data provided	N/A		
e) Labeled compound recovery data provided	N/A		

f) RRTs for samples and standards provided	N/A		
g) Ion abundance ratios for samples and standards provided	N/A		
h) Instrument run logs provided	N/A		
4.4 LC/MS/MS (6850)	N/A		
a) Initial calibration provided			
b) Continuing calibration provided	N/A		
c) CRI provided	N/A		
d) Internal standard performance data provided	N/A		
e) Chlorine isotope ratios provided (perchlorate only)	N/A		
f) ICS provided (perchlorate only)	N/A		
4.5 Inorganics (metals)			
a) Initial calibration provided	X		
b) Continuing calibration provided	X		
c) ICP interference check sample data provided	X		
d) ICP serial dilution provided	X		
e) Instrument run logs provided	X		
4.6 Radiochemistry and General Chemistry	X		
a) Instrument run logs provided			

## Contract Verification Review (Concluded)

### 5.0 Data Anomaly Report

Item	Yes	No	Comments
5.1 DAR completed for monitoring and surveillance sample data	N/A		
5.2 Problems or outliers noted		X	
5.3 Verification or reanalysis requested from lab		X	

### 6.0 Problem Resolution

*Summarize the findings in the table below. List only samples/fractions for which deficiencies have been noted.*

Sample/Fraction No.	Analysis	Problems/Comments/Resolutions

Were deficiencies unresolved?      ☐ Yes      ☒ No

Based on the review, this data package is complete.      ☒ Yes      ☐ No

If no, provide nonconformance report or correction request number \_\_\_\_\_ and date correction request was submitted: \_\_\_\_\_

Reviewed by:  Date: 04/28/2014

Were resolutions adequate and data package complete?      ☐ Yes      ☐ No

Closed by: \_\_\_\_\_ Date: \_\_\_\_\_

## Contract Verification Review (CVR)

Project Leader Jackson Project Name MWL GWM Project/Task No. 146422\_10.11.08

ARCOC No. 615446 Analytical Lab GEL SDG No. 347594

*In the tables below, mark any information that is missing or incorrect and give an explanation.*

### 1.0 Analysis Request and Chain of Custody Record and Log-In Information

Line No.	Item	Complete?		If no, explain
		Yes	No	
1.1	All items on ARCOG complete - data entry clerk initialed and dated	X		
1.2	Container type(s) correct for analyses requested	X		
1.3	Sample volume adequate for # and types of analyses requested	X		
1.4	Preservative correct for analyses requested	X		
1.5	Custody records continuous and complete	X		
1.6	Lab sample number(s) provided and SNL sample number(s) cross referenced and correct	X		
1.7	Date samples received	X		
1.8	Condition upon receipt information provided	X		

### 2.0 Analytical Laboratory Report

Line No.	Item	Complete?		If no, explain
		Yes	No	
2.1	Data reviewed, signature	X		
2.2	Method reference number(s) complete and correct	X		
2.3	QC analysis and acceptance limits provided (MB, LCS, Replicate)	X		
2.4	Matrix spike/matrix spike duplicate data provided	X		
2.5	Detection limits provided; PQL and MDL (or IDL), MDA and L <sub>c</sub>	X		
2.6	QC batch numbers provided	X		
2.7	Dilution factors provided and all dilution levels reported	X		
2.8	Data reported in appropriate units and using correct significant figures	X		
2.9	Radiochemistry analysis uncertainty (2 sigma error) and tracer recovery (if applicable) reported	X		
2.10	Narrative provided	X		
2.11	TAT met	X		
2.12	Holding times met	X		
2.13	Contractual qualifiers provided	X		
2.14	All requested result and TIC (if requested) data provided	X		



## Contract Verification Review (Continued)

### 3.0 Data Quality Evaluation

Item	Yes	No	If no, Sample ID No./Fraction(s) and Analysis
3.1 Are reporting units appropriate for the matrix and meet contract specified or project-specific requirements? Inorganics and metals reported as ppm (mg/liter or mg/Kg)? Tritium reported in picocuries per liter with percent moisture for soil samples? Units consistent between QC samples and sample data	X		
3.2 Quantitation limit met for all samples	X		
3.3 Accuracy a) Laboratory control sample accuracy reported and met for all samples		X	VOC LCS recovery failed for trans-1,2-Dichloroethylene (1203078885)
b) Surrogate data reported and met for all organic samples analyzed by a gas chromatography technique	X		
c) Matrix spike recovery data reported and met	X		
3.4 Precision a) Replicate sample precision reported and met for all inorganic and radiochemistry samples	X		
b) Matrix spike duplicate RPD data reported and met for all organic samples	X		
3.5 Blank data a) Method or reagent blank data reported and met for all samples	X		
b) Sampling blank (e.g., field, trip, and equipment) data reported and met		X	Detected in FB5: Bromodichloromethane, Chloroform (095820-001)
3.6 Contractual qualifiers provided: "J"- estimated quantity; "B"- analyte found in method blank above the MDL for organic and inorganic; "U"- analyte undetected (results are below the MDL, IDL, or MDA (radiochemical)); "H"- analysis done beyond the holding time; "h" - analysis done beyond the extraction/preparation holding time; "N" - result associated with spike analysis outside control limits	X		
3.7 Narrative addresses planchet flaming for gross alpha/beta	X		
3.8 Narrative included, correct, and complete	X		
3.9 Second column confirmation data provided for methods 8330 (high explosives), pesticides/PCBs 8081 and 8082 and herbicides 8151	N/A		

## Contract Verification Review (Continued)

### 4.0 Calibration and Validation Documentation

Item	Yes	No	Comments
4.1 GC/MS (8260 and 8270)	X		
a) 12-hour tune check provided			
b) Initial calibration provided	X		
c) Continuing calibration provided		X	
d) Internal standard performance data provided	X		
e) Instrument run logs provided	X		
4.2 GC/HPLC (8330, 8082, 9070A, and 8010)			
a) Initial calibration provided	N/A		
b) Continuing calibration provided	N/A		
c) Instrument run logs provided	N/A		
4.3 HRGC/HRMS (1668)	N/A		
a) 12-hour tune check provided			
b) Initial calibration provided	N/A		
c) Continuing calibration provided	N/A		
d) Internal standard performance data provided	N/A		
e) Labeled compound recovery data provided	N/A		

## Contract Verification Review (Continued)

f) RRTs for samples and standards provided	N/A		
g) Ion abundance ratios for samples and standards provided	N/A		
h) Instrument run logs provided	N/A		
4.4 LC/MS/MS (6850)	N/A		
a) Initial calibration provided			
b) Continuing calibration provided	N/A		
c) CRI provided	N/A		
d) Internal standard performance data provided	N/A		
e) Chlorine isotope ratios provided (perchlorate only)	N/A		
f) ICS provided (perchlorate only)	N/A		
4.5 Inorganics (metals)			
a) Initial calibration provided	X		
b) Continuing calibration provided	X		
c) ICP interference check sample data provided	X		
d) ICP serial dilution provided	X		
e) Instrument run logs provided	X		
4.6 Radiochemistry and General Chemistry	X		
a) Instrument run logs provided			

## Contract Verification Review (Concluded)

### 5.0 Data Anomaly Report

Item	Yes	No	Comments
5.1 DAR completed for monitoring and surveillance sample data	N/A		
5.2 Problems or outliers noted		X	
5.3 Verification or reanalysis requested from lab		X	

### 6.0 Problem Resolution

*Summarize the findings in the table below. List only samples/fractions for which deficiencies have been noted.*

Sample/Fraction No.	Analysis	Problems/Comments/Resolutions
QC	VOC	Missing Continuing Calibration

Were deficiencies unresolved?      ☒ Yes      ☐ No

Based on the review, this data package is complete.      ☐ Yes      ☒ No

If no, provide nonconformance report or correction request number 17690 and date correction request was submitted: 05/29/2014

Reviewed by:  Date: 05/29/2014

Were resolutions adequate and data package complete?      ☒ Yes      ☐ No

Closed by:  Date: 06/03/2014

**FIELD SAMPLING FORMS**  
**JUNE 2014 GROUNDWATER MONITORING**

## TAILGATE SAFETY MEETING FORM

Dept: 4142 Well Location: MWL-MW8 Date: 6/30/14 Time: 0755

Activities: Groundwater Monitoring and Sampling

(Anyone has the right to cease field activities for safety concerns. The buddy system will be used when needed.)

Weather Conditions:

Temp: 91.2 °F Wind Speed: 0 MPH

Humidity: 19.8 % Wind Chill NA °F

Chemicals Used: Acids in sample containers, standard solutions, Hach ACCU-VAC ampules

Other: T-1 7/3/14

## Safety Topics Presented

<input checked="" type="checkbox"/> Be aware of slips, trips, and falls. Keep work area clean and use a stepping stool when necessary.	<input checked="" type="checkbox"/> Be aware of environmental conditions (heat / cold stress). Dress accordingly. Wear sunscreen if necessary. Stay hydrated.
<input checked="" type="checkbox"/> Wear safety boots.	<input checked="" type="checkbox"/> Be aware of electrical hazards
<input checked="" type="checkbox"/> Use safe lifting practices. Wear leather gloves if necessary.	<input checked="" type="checkbox"/> Be aware of pressure hazards.
<input checked="" type="checkbox"/> Be aware of pinch points on pump cable reel and hydraulic tailgate lift.	<input checked="" type="checkbox"/> No eating or drinking at sampling counter.
<input checked="" type="checkbox"/> Be aware of chemical hazards.	<input checked="" type="checkbox"/> Be aware of biohazards (snakes, spiders, etc.)
<input checked="" type="checkbox"/> Wear nitrile or latex gloves when sampling.	<input checked="" type="checkbox"/> Wear communication device (cell phone, EOC pager).
<input checked="" type="checkbox"/> Wear chemical safety goggles.	<input checked="" type="checkbox"/> Avoid spilling purge / decon water.

Hospital/Clinic: Sandia Medical Clinic Phone: 844-0911/911

## Attendees

Robert T Lynch  
Printed Name

Robert T Lynch  
Signature

William Gibson  
Printed Name

William Gibson  
Signature

ALFRED SANTILLANES  
Printed Name

Alfred Santillanes  
Signature

Tim Jackson  
Printed Name

T-Jackson  
Signature

Printed Name

Signature

IMPORTANT NOTICE: A printed copy of this document may not be the document currently in effect. The official version is located on the Sandia Restricted Network (SRN), department home page



## GROUNDWATER SAMPLE COLLECTION FIELD EQUIPMENT CHECK LOG

Page 1 of 2

SNL/NM Project Name: MWL			SNL/NM Project No.: 146422.10.11.08			
Calibrations done by: R Lynch			Date: 06/30/14			
Make & Model YSI EXO1						
YSI 6820 Sonde (S/N) with DO, Ec, pH, ORP, and temperature probes: 13C101167						
YSI 650 MDS (S/N) NA						
<b>pH Calibration</b>						
pH Calibrated to (std): 7.00			pH sloped to (std): 10.00			
Reference value:	4.00		7.00		10.00	
	Value	Temp	Value	Temp	Value	Temp
1. Time:	0640	4.01	19.6	7.00	19.6	10.01
2. Time:	1300	4.00	20.2	7.00	20.2	10.01
3. Time:						
4. Time:						
Standard lot no.:	3AD782		3AE725		3AD357	
Expiration date:	4/15		5/15		4/15	
<b>SC Calibration</b>						
Reference Value: 1225 uS			Standard Lot No 3AE221			
	Value	Temp	Expiration Date: 5/15			
1. Time:	0639	1222	19.6			
2. Time:	1259	1224	20.2			
3. Time:						
4. Time:						
<b>ORP Calibration</b>						
Reference Value: 220 mV			Standard Lot No. 4AA010			
	Value	Temp	Expiration Date: 7/14			
1. Time:	0641	219.9	19.6			
2. Time:	1302	220.1	20.2			
3. Time:						
4. Time:						
<b>DO Calibration</b>						
Calibration Value:	81% air saturation @ 5200 ft.		Atmospheric Pressure in Hg			
1. Time:	0638	81.4	24.59			
2. Time:	1258	81.6	24.61			
3. Time:						
4. Time:						

**IMPORTANT NOTICE:** A printed copy of this document may not be the document currently in effect. The official version is located on the Sandia Restricted Network (SRN), department home page



## GROUNDWATER SAMPLE COLLECTION FIELD EQUIPMENT CHECK LOG (continued) Page 2 of 2

SNL/NM Project Name: MWL		Project No.: 146422.10.11.08		
Calibration done by: R Lynch		Date: 06/30/14		
TURBIDIMETER				
Make & Model: HACH 2100P HACH 2100Q <sup>6/30/14</sup>		Serial No. S/N 10060C003010		
Reference Value	RL <del>10</del>	20	100	800
Standard Lot No.	0161	0167	0168	0161
1. Time 0758	10.2	19.8	102	801
2. Time 1100	9.96	19.7	101	796
3. Time				
4. Time				
Comments:				

Portable Pump and Tubing / Water Level Indicator  
Decontamination Log Form

Project Name: <u>MWL-GWM</u>	Monitoring Well ID #: <u>MWL-MWB</u>	Date: <u>06/30/14</u>
The following equipment was decontaminated at completion of sampling activities in accordance with FOP-05-03		
Pump and Tubing Bundle ID #: <u>1806-814</u>	Water Level Indicator ID #: <u>210269</u>	
<b>Personnel Performing Decontamination:</b> Alfred Santillanes Print Name: _____ Initial: <u>AS</u> William Gibson Print Name: _____ Initial: <u>WG</u>		<b>Personnel Performing Decontamination:</b> Alfred Santillanes Print Name: _____ Initial: <u>AS</u> William Gibson Print Name: _____ Initial: <u>WG</u>
<b>Condition of Equipment</b> Pump: <u>Excellent</u> Tubing Bundle: <u>Good</u> Water Level Indicator: <u>Good</u>		
<b>List of Decontamination Materials</b>		
<u>Distilled</u> or Deionized (circle one) Source: <u>Culligan</u> Lot Number: <u>062514</u>	<b>HNO<sub>3</sub></b> Grade: <u>Reagent</u> UN #: <u>2031</u> Manufacturer: <u>AROC</u> Lot Number: <u>A0316863</u>	

## **SUMMARY SHEET FOR JUNE 2014 MWL-MW8 RESAMPLE**

**Sample Summary for June 2014 MWL Groundwater Monitoring MWL-MW8 Re-Sample**

<i>Well ID</i>	<i>Sample Date</i>	<i>ARCOC</i>	<i>Sample Number</i>	<i>Sample Type</i>	<i>Associated Equipment Blank (ARCOC #/Sample #)</i>	<i>Associated Trip Blank (ARCOC #/ Sample #)</i>	<i>Associated Field Blank (ARCOC #/ Sample #)</i>	<i>Comments</i>
<b>GEL Analytical Data: Project Task # 146422.10.11.08, Service Order # CF01-14</b>								
MWL-MW8	30-Jun-14	615592	096150	Environmental	615591 / 096147	615592 / 096152	615592 / 096149	
MWL-MW8	30-Jun-14	615592	096151	Duplicate	615591 / 096147	615592 / 096152	615592 / 096149	
MWL-EB1	27-Jun-14	615591	096147	Equipment Blank	NA	615591 / 096148	NA	Equipment blank sample prior to MWL-MW8.
MWL-FB1	30-Jun-14	615592	096149	Field Blank	NA	615592 / 096152	NA	at MWL-MW8

**DATA VALIDATION REPORTS FOR ENVIRONMENTAL SAMPLES**  
**GROUNDWATER MONITORING**  
**JUNE 2014**



## Memorandum

Date: August 12, 2014  
To: File  
From: Monica Dymerski  
Subject: GC/MS Organic Data Review and Validation – SNL  
Site: MWL GWM  
AR/COC: 615591 and 615592  
SDG: 351610  
Laboratory: GEL  
Project/Task: 146422.10.11.08  
Analysis: VOCs

See the attached Data Validation Worksheets for supporting documentation on the data review and validation. Data are evaluated using SNL/NM SMO AOP 00-03 Rev 4.

### Summary

Six samples were prepared and analyzed with accepted procedures using method EPA 8260B (VOCs). All compounds were successfully analyzed. Problems were identified with the data package that resulted in the qualification of data.

1. The ICAL %RSD was  $>15\%$  but  $\leq 40\%$  and CCV %D was  $>20\%$  but  $\leq 40\%$  with a negative bias for methylene chloride. The associated sample results were non-detects and will be **qualified UJ,I3,C3**.
2. The MS and MSD %Rs were  $<$  the laboratory acceptance limits but  $\geq 10\%$  for 2-butanone and acetone. The associated sample results were non-detects and will be **qualified UJ, MS3**.

Data are acceptable and reported QC measures appear to be adequate. The following sections discuss the data review and validation.

### Holding Times

The samples were analyzed within the prescribed holding times and were properly preserved.

### Instrument Tune

All instrument tune requirements were met.

### Calibration

The initial calibration and continuing calibration data met QC acceptance criteria except as noted above in the Summary section and as follows.

The CCV %Ds were >20% but ≤40% with a negative bias for 2-butanone, acetone, and 2-hexanone. The associated sample results were non-detects and, since no other calibration infractions occurred for those analytes, will not be qualified.

The ICV %D was >20% with a positive bias for dibromochloromethane. The associated sample results were non-detects and will not be qualified.

### **Blanks**

No target analytes were detected in the blanks except as follows. Toluene was detected in EB sample -006. The toluene results for associated samples -002 and -003 were non-detects and will not be qualified.

### **Surrogates**

All surrogate recoveries met QC acceptance criteria.

### **Internal Standards**

All internal standards met QC acceptance criteria.

### **Matrix Spike/Matrix Spike Duplicate (MS/MSD)**

All MS/MSD acceptance criteria were met except as noted above in the Summary section.

### **Laboratory Control Sample (LCS)**

All LCS acceptance criteria were met except as follows. The LCS %R was < the laboratory acceptance limit but ≥10% for methylene chloride. One LCS outlier is allowed since 36 analytes were reported. Therefore, the associated sample results will not be qualified.

### **Target Compound Identification**

Mass spectra met acceptance criteria for all detected analytes.

### **Detection Limits/Dilutions**

All detection limits were properly reported. The samples were not diluted.

### **Tentatively Identified Compounds (TICs)**

TIC reports were not required.

### **Other QC**

Two trip blanks were submitted, one on each ARCO. An EB was submitted on ARCO 615591 and was applied to the samples on ARCO 615592. An FB was submitted on ARCO 615592 and was applied to the field samples from 615592. A field duplicate pair was submitted on ARCO 615592.

There are no "required" review criteria for field duplicate analyses comparability; no data will be qualified as a result.

No other specific issues that affect data quality were identified.

**Reviewed by:** Mary Donovan      **Level:** 1      **Date:** 08/12/14

---



## Sample Findings Summary



AR/COC: 615591, 615592

Page 1 of 1

Analytical Method	Sample ID	Analyte Name (CAS#)	Qualifier, RC
SW846 8260B DOE-AL	096147-001/MWL-EB1	2-Butanone (78-93-3)	UJ, MS3
	096147-001/MWL-EB1	Acetone (67-64-1)	UJ, MS3
	096147-001/MWL-EB1	Methylene chloride (75-09-2)	UJ, I3,C3
	096148-001/MWL-TB1	2-Butanone (78-93-3)	UJ, MS3
	096148-001/MWL-TB1	Acetone (67-64-1)	UJ, MS3
	096148-001/MWL-TB1	Methylene chloride (75-09-2)	UJ, I3,C3
	096149-001/MWL-FB1	2-Butanone (78-93-3)	UJ, MS3
	096149-001/MWL-FB1	Acetone (67-64-1)	UJ, MS3
	096149-001/MWL-FB1	Methylene chloride (75-09-2)	UJ, I3,C3
	096150-001/MWL-MW8	2-Butanone (78-93-3)	UJ, MS3
	096150-001/MWL-MW8	Acetone (67-64-1)	UJ, MS3
	096150-001/MWL-MW8	Methylene chloride (75-09-2)	UJ, I3,C3
	096151-001/MWL-MW8	2-Butanone (78-93-3)	UJ, MS3
	096151-001/MWL-MW8	Acetone (67-64-1)	UJ, MS3
	096151-001/MWL-MW8	Methylene chloride (75-09-2)	UJ, I3,C3
	096152-001/MWL-TB2	2-Butanone (78-93-3)	UJ, MS3
	096152-001/MWL-TB2	Acetone (67-64-1)	UJ, MS3
	096152-001/MWL-TB2	Methylene chloride (75-09-2)	UJ, I3,C3

All other analyses met QC acceptance criteria; no further data should be qualified.

## Data Validation Summary Worksheet

AR/COC #: 615591 and 615592

Site/Project: MWL GWM

Validation Date: 08/12/14

SDG #: 351610

Laboratory: GEL Laboratories LLC

Validator: Monica Dymerski

Matrix: Aqueous

# of Samples: 6

CVR present yes

Analysis Type: X Organic Metals

AR/COC(s) present: yes

Sample Container Integrity: intact

Rad Gen Chem


Requested Analyses Not Reported						
Sample Number	Laboratory ID	organic	genchem	metals	rad	Comments
None						

Hold Time/Preservation Outliers								
Sample Number	Laboratory ID	Analysis	Pres.	Coll. Date	Prep. Date	Anal. Date	Anal. within 2X HT	Anal. beyond 2X HT
None								

Comments: Sampled 06/27/14 and 06/30/14

Revised 7/2007

Validated By:



## Organic Worksheet (GC/MS)

AR/COC #: 615591 and 615592

SDG #:351610

Matrix: Aqueous

Laboratory Sample IDs: 351610001 through -006

Method/Batch #s: 1400680

Tuning (pass/fail): pass

TICs Required? (yes/no) no

[illegible]

Comments: HTs OK. I-cal VOA6, 06/17/14. Samples analyzed 07/04/14. MS/MSD performed on sample -002.

Batch No. NA

**615591**

Project Name:	MWL GWM	Date Samples Shipped:	6/30/14	SMO Authorization:	B/E	Waste Characterization
---------------	---------	-----------------------	---------	--------------------	-----	------------------------

Project/Task Number: 146422.10.11.0103	Lab Contact: Edie Kent/803-556-8171	Lorraine Herrera/505-844-3199	Released by COC No.
----------------------------------------	-------------------------------------	-------------------------------	---------------------

	Contract No.:	PO 1303873	Rita Kavanaugh/505-284-2553	Bill to: Sandia National Laboratories (Accounts Payable).
--	---------------	------------	-----------------------------	-----------------------------------------------------------

Building:	Room:	Operational Site:	Albuquerque, NM 87185-0154	351610
-----------	-------	-------------------	----------------------------	--------

Sample No.	Fraction	Sample Location Detail	(ft)	Collected	Matrix	Type	Volume	ative	Method	Type	Requested	Sample ID


096147	-001	MWLV-EB1	NA	6/27/14	12:45	DIW	G	3x40ml	HCL	G	EB	VOC (LTMMMP list) (SW846-8260B)	✓✓✓
--------	------	----------	----	---------	-------	-----	---	--------	-----	---	----	---------------------------------	-----

[illegible][illegible][illegible][illegible][illegible][illegible]

<b>Last Chain:</b>	Yes	<b>Sample Tracking</b>	<b>SMO Use</b>	<b>Special Instructions/QC Requirements:</b>	<b>Conditions on</b>
--------------------	-----	------------------------	----------------	----------------------------------------------	----------------------

Background:	<input type="checkbox"/> Yes	Entered by:	Turnaround Time	<input type="checkbox"/> 7 Day*	<input type="checkbox"/> 15 Day*	<input checked="" type="checkbox"/> 30 Day
-------------	------------------------------	-------------	-----------------	---------------------------------	----------------------------------	--------------------------------------------

Sample	Name	Signature	Init.	Company/Organization/Phone/Cell	Sample Disposal	Return to Client	Disposal by Lab
--------	------	-----------------------------------------------------------------------------------------------	-------	---------------------------------	-----------------	--------------------------------------------------------------------------------------------------------	-------------------------------------------------------------------------------------------------------

Members	Alfred Santillanes		SNL/4142/505-844-5130/505-228-0710	Comments:	Send report to Tim Jackson/4142/MS 0728/284-2547
---------	--------------------	-------------------------------------------------------------------------------------	------------------------------------	-----------	--------------------------------------------------

[illegible]

1. Relinquished by <i>Patricia</i>	Ora. <i>4142</i>	Date <i>6/30/14</i>	Time <i>10:52</i>	3. Relinquished by <i>Patricia</i>	Ora. <i>4142</i>	Date <i>6/30/14</i>	Time <i>11:30</i>
------------------------------------	------------------	---------------------	-------------------	------------------------------------	------------------	---------------------	-------------------

Received by	Orig	Date	Time	Received by	Orig	Date	Time
2 Relinquished by	F-1301.2	11/20/14	11:33	4 Relinquished by	11/20/14	11:33	11:33

Received by	Org.	Date	Time	Received by	Org.	Date	Time
*Prior confirmation with SMC required for 7 and 15 day TAT							

† Not commensurate with SWA required for 7 and 10 day PA.



\_\_\_\_\_

Batch No. 1

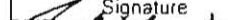


615592

4581 | 2 | 14

6/30

### Characterization

Tech Area:		Operational Site:	P.O. Box 5800, MS-0154	351618
Building:	Room:		Albuquerque, NM 87185-0154	

Last Chain:		Yes		Sample Tracking		SMO Use		Special Instructions/QC Requirements:				Conditions on Receipt	
Validation Req'd:		Yes		Date Entered:				EDD <input checked="" type="checkbox"/> Yes <input type="checkbox"/> No					
Background:		Yes		Entered by:				Turnaround Time <input type="checkbox"/> 7 Day* <input checked="" type="checkbox"/> 15 Day* <input type="checkbox"/> 30 Day					
Confirmatory:		Yes		QC initials:				Negotiated TAT <input type="checkbox"/>					
Sample Team Members	Name	Signature		Init	Company/Organization/Phone/Cell			Sample Disposal <input type="checkbox"/> Return to Client <input type="checkbox"/> Disposal by Lab					
	Robert Lynch			RL	SNL/4142/505-844-4013/505-250-7090			Return Samples By:					
	Alfred Santillanes			AS	SNL/4142/505-844-5130/505-228-0710			Comments: Send report to Tim Jackson/4142/MS 0729/284-2547					
	William Gibson			WG	SNL/4142/505-284-3307/505-239-7367								
												Lab Use	

\*Prior confirmation with SMO required for 7 and 15 day TAT

\*Prior confirmation with SMO required for 7 and 15 day TAT

**CONTRACT VERIFICATION REVIEW FORMS**  
**GROUNDWATER MONITORING**  
**JUNE 2014**

<b>AR/COC Number</b>	<b>Sample Type</b>
615591	Environmental*
615592	Environmental*

\* AR/COC forms are provided in the Data Validation Section of this Annex.

## Contract Verification Review (CVR)

Project Leader Jackson Project Name MWL GWM Project/Task No. 146422\_10.11.08  
 ARCOC No. 615591, 615592 Analytical Lab GEL SDG No. 351610

*In the tables below, mark any information that is missing or incorrect and give an explanation.*

### 1.0 Analysis Request and Chain of Custody Record and Log-In Information

Line No.	Item	Complete?		If no, explain
		Yes	No	
1.1	All items on ARCOC complete - data entry clerk initialed and dated	X		
1.2	Container type(s) correct for analyses requested	X		
1.3	Sample volume adequate for # and types of analyses requested	X		
1.4	Preservative correct for analyses requested	X		
1.5	Custody records continuous and complete	X		
1.6	Lab sample number(s) provided and SNL sample number(s) cross referenced and correct	X		
1.7	Date samples received	X		
1.8	Condition upon receipt information provided	X		

### 2.0 Analytical Laboratory Report

Line No.	Item	Complete?		If no, explain
		Yes	No	
2.1	Data reviewed, signature	X		
2.2	Method reference number(s) complete and correct	X		
2.3	QC analysis and acceptance limits provided (MS, LCS, Replicate)	X		
2.4	Matrix spike/matrix spike duplicate data provided	X		
2.5	Detection limits provided; PQL and MDL (or IDL), MDA and L <sub>c</sub>	X		
2.6	QC batch numbers provided	X		
2.7	Dilution factors provided and all dilution levels reported	X		
2.8	Data reported in appropriate units and using correct significant figures	X		
2.9	Radiochemistry analysis uncertainty (2 sigma error) and tracer recovery (if applicable) reported	N/A		
2.10	Narrative provided	X		
2.11	TAT met	X		
2.12	Holding times met	X		
2.13	Contractual qualifiers provided	X		
2.14	All requested result and TIC (if requested) data provided	X		

## Contract Verification Review (Continued)

## 3.0 Data Quality Evaluation

Item	Yes	No	If no, Sample ID No./Fraction(s) and Analysis
3.1 Are reporting units appropriate for the matrix and meet contract specified or project-specific requirements? Inorganics and metals reported as ppm (mg/liter or mg/Kg)? Tritium reported in picocuries per liter with percent moisture for soil samples? Units consistent between QC samples and sample data	N/A		
3.2 Quantitation limit met for all samples	X		
3.3 Accuracy a) Laboratory control sample accuracy reported and met for all samples		X	VOC LCS recovery failed for Methylene Chloride (1203121132)
b) Surrogate data reported and met for all organic samples analyzed by a gas chromatography technique	X		
c) Matrix spike recovery data reported and met		X	VOC PS recovery failed for 2-Butanone, Acetone (1203121130)
3.4 Precision a) Replicate sample precision reported and met for all inorganic and radiochemistry samples	N/A		
b) Matrix spike duplicate RPD data reported and met for all organic samples	X		
3.5 Blank data a) Method or reagent blank data reported and met for all samples	X		
b) Sampling blank (e.g., field, trip, and equipment) data reported and met		X	Trichloroethylene detected in EB1 (096147-001)
3.6 Contractual qualifiers provided: "J"- estimated quantity; "B"- analyte found in method blank above the MDL for organic and inorganic; "U"- analyte undetected (results are below the MDL, IDL, or MDA (radiochemical)); "H"- analysis done beyond the holding time; "h" - analysis done beyond the extraction/preparation holding time; "N" - result associated with spike analysis outside control limits	X		
3.7 Narrative addresses planchet naming for gross alpha/beta	X		
3.8 Narrative included, correct, and complete	X		
3.9 Second column confirmation data provided for methods 8330 (high explosives), pesticides/PCBs 8081 and 8082 and herbicides 8151	N/A		



## Contract Verification Review (Continued)

## 4.0 Calibration and Validation Documentation

Item	Yes	No	Comments
4.1 GC/MS (8260 and 8270)			
a) 12-hour tune check provided	X		
b) Initial calibration provided	X		
c) Continuing calibration provided	X		
d) Internal standard performance data provided	X		
e) Instrument run logs provided	X		
4.2 GC/HPLC (8330, 8082, 9070A, and 8010)	N/A		
a) Initial calibration provided	N/A		
b) Continuing calibration provided	N/A		
c) Instrument run logs provided	N/A		
4.3 HRGC/HRMS (1668)	N/A		
a) 12-hour tune check provided	N/A		
b) Initial calibration provided	N/A		
c) Continuing calibration provided	N/A		
d) Internal standard performance data provided	N/A		
e) Labeled compound recovery data provided	N/A		

## Contract Verification Review (Continued)

f) RRTs for samples and standards provided	N/A		
g) Ion abundance ratios for samples and standards provided	N/A		
h) Instrument run logs provided	N/A		
4.4 LC/MS/MS (6850)	N/A		
a) Initial calibration provided			
b) Continuing calibration provided	N/A		
c) CRI provided	N/A		
d) Internal standard performance data provided	N/A		
e) Chlorine isotope ratios provided (perchlorate only)	N/A		
f) ICS provided (perchlorate only)	N/A		
4.5 Inorganics (metals)			
a) Initial calibration provided	N/A		
b) Continuing calibration provided	N/A		
c) ICP interference check sample data provided	N/A		
d) ICP serial dilution provided	N/A		
e) Instrument run logs provided	N/A		
4.6 Radiochemistry and General Chemistry	N/A		
a) Instrument run logs provided			

### Contract Verification Review (Concluded)

#### 5.0 Data Anomaly Report

Item	Yes	No	Comments
5.1 DAR completed for monitoring and surveillance sample data	N/A		
5.2 Problems or outliers noted		X	
5.3 Verification or reanalysis requested from lab		X	

#### 6.0 Problem Resolution

Summarize the findings in the table below. List only samples/fractions for which deficiencies have been noted.

Sample/Fraction No.	Analysis	Problems/Comments/Resolutions

Were deficiencies unresolved? ☐ Yes ☒ No

Based on the review, this data package is complete. ☒ Yes ☐ No

If no, provide nonconformance report or correction request number \_\_\_\_\_ and date correction request was submitted: \_\_\_\_\_

Reviewed by:  Date: 08/04/2014

Were resolutions adequate and data package complete? ☐ Yes ☐ No

Closed by: \_\_\_\_\_ Date: \_\_\_\_\_

**FIELD SAMPLING FORMS**  
**OCTOBER 2014 MIXED WASTE LANDFILL**  
**GROUNDWATER MONITORING**

## TAILGATE SAFETY MEETING FORM

Dept: 4142 Well Location: MWL-BW2 Date: 10/16/14 Time: 0755

Activities: Groundwater Monitoring and Sampling

(Anyone has the right to cease field activities for safety concerns. The buddy system will be used when needed.)

Weather Conditions:

Temp: 64.9 °F Wind Speed: 0 MPH Humidity: 40.6 % Wind Chill NA °F

Chemicals Used: Acids in sample containers, standard solutions, Hach ACCU-VAC ampules 11-4-14

Other: \_\_\_\_\_

## Safety Topics Presented

<input checked="" type="checkbox"/> Be aware of slips, trips, and falls. Keep work area clean and use a stepping stool when necessary.	<input checked="" type="checkbox"/> Be aware of environmental conditions (heat / cold stress). Dress accordingly. Wear sunscreen if necessary. Stay hydrated.
<input checked="" type="checkbox"/> Wear safety boots.	<input checked="" type="checkbox"/> Be aware of electrical hazards.
<input checked="" type="checkbox"/> Use safe lifting practices. Wear leather gloves if necessary.	<input checked="" type="checkbox"/> Be aware of pressure hazards.
<input checked="" type="checkbox"/> Be aware of pinch points on pump cable reel and hydraulic tailgate lift.	<input checked="" type="checkbox"/> No eating or drinking at sampling counter.
<input checked="" type="checkbox"/> Be aware of chemical hazards.	<input checked="" type="checkbox"/> Be aware of biohazards (snakes, spiders, etc.)
<input checked="" type="checkbox"/> Wear nitrile or latex gloves when sampling.	<input checked="" type="checkbox"/> Wear communication device (cell phone, EOC pager).
<input checked="" type="checkbox"/> Wear chemical safety goggles.	<input checked="" type="checkbox"/> Avoid spilling purge / decon water.

Hospital/Clinic: Sandia Medical Clinic Phone: 844-0911/911

## Attendees

Robert T Lynch  
Printed Name

ALFRED SANTILLANES  
Printed Name

William Gibson  
Printed Name

Printed Name

Printed Name

Signature

Alfred Santillanes  
Signature

William Gibson  
Signature

Signature

Signature

IMPORTANT NOTICE: A printed copy of this document may not be the document currently in effect. The official version is located on the Sandia Restricted Network (SRN), department home page

## TAILGATE SAFETY MEETING FORM

Dept: 4142 Well Location: MWL-mw7 Date: 10/17/14 Time: 0800

Activities: Groundwater Monitoring and Sampling

(Anyone has the right to cease field activities for safety concerns. The buddy system will be used when needed.)

Weather Conditions:

Temp: 65.3 °F Wind Speed: 0 MPH Humidity: 46.8 % Wind Chill NA °F

Chemicals Used: Acids in sample containers, standard solutions, Hach ACCU-VAC ampules <sup>11-4-14</sup> 79

Other: \_\_\_\_\_

## Safety Topics Presented

<input checked="" type="checkbox"/> Be aware of slips, trips, and falls. Keep work area clean and use a stepping stool when necessary.	<input checked="" type="checkbox"/> Be aware of environmental conditions (heat / cold stress). Dress accordingly. Wear sunscreen if necessary. Stay hydrated.
<input checked="" type="checkbox"/> Wear safety boots.	<input checked="" type="checkbox"/> Be aware of electrical hazards.
<input checked="" type="checkbox"/> Use safe lifting practices. Wear leather gloves if necessary.	<input checked="" type="checkbox"/> Be aware of pressure hazards.
<input checked="" type="checkbox"/> Be aware of pinch points on pump cable reel and hydraulic tailgate lift.	<input checked="" type="checkbox"/> No eating or drinking at sampling counter.
<input checked="" type="checkbox"/> Be aware of chemical hazards.	<input checked="" type="checkbox"/> Be aware of biohazards (snakes, spiders, etc.)
<input checked="" type="checkbox"/> Wear nitrile or latex gloves when sampling.	<input checked="" type="checkbox"/> Wear communication device (cell phone, EOC pager).
<input checked="" type="checkbox"/> Wear chemical safety goggles.	<input checked="" type="checkbox"/> Avoid spilling purge / decon water.

Hospital/Clinic: Sandia Medical Clinic Phone: 844-0911/911

## Attendees

Robert Lynch  
Printed Name

Robert Lynch  
Signature

William Gibson  
Printed Name

William Gibson  
Signature

ALFRED SANTILLANOS  
Printed Name

Alfred Santillanos  
Signature

\_\_\_\_\_  
Printed Name

\_\_\_\_\_  
Signature

\_\_\_\_\_  
Printed Name

\_\_\_\_\_  
Signature

IMPORTANT NOTICE: A printed copy of this document may not be the document currently in effect. The official version is located on the Sandia Restricted Network (SRN), department home page

## TAILGATE SAFETY MEETING FORM

Dept: 4142 Well Location: MWL-MW 9 Date: 10/20/14 Time: 0755

Activities: Groundwater Monitoring and Sampling

(Anyone has the right to cease field activities for safety concerns. The buddy system will be used when needed.)

Weather Conditions:

Temp: 62.7 °F Wind Speed: 0 MPH Humidity: 56.5 % Wind Chill NA °F

Chemicals Used: Acids in sample containers, standard solutions, Hach ACCU-VAC ampoules 11-4-14

Other: \_\_\_\_\_

## Safety Topics Presented

<input checked="" type="checkbox"/> Be aware of slips, trips, and falls. Keep work area clean and use a stepping stool when necessary.	<input checked="" type="checkbox"/> Be aware of environmental conditions (heat / cold stress). Dress accordingly. Wear sunscreen if necessary. Stay hydrated.
<input checked="" type="checkbox"/> Wear safety boots.	<input checked="" type="checkbox"/> Be aware of electrical hazards
<input checked="" type="checkbox"/> Use safe lifting practices. Wear leather gloves if necessary.	<input checked="" type="checkbox"/> Be aware of pressure hazards.
<input checked="" type="checkbox"/> Be aware of pinch points on pump cable reel and hydraulic tailgate lift.	<input checked="" type="checkbox"/> No eating or drinking at sampling counter.
<input checked="" type="checkbox"/> Be aware of chemical hazards.	<input checked="" type="checkbox"/> Be aware of biohazards (snakes, spiders, etc.)
<input checked="" type="checkbox"/> Wear nitrile or latex gloves when sampling.	<input checked="" type="checkbox"/> Wear communication device (cell phone, EOC pager).
<input checked="" type="checkbox"/> Wear chemical safety goggles.	<input checked="" type="checkbox"/> Avoid spilling purge / decon water.

Hospital/Clinic: Sandia Medical Clinic Phone: 844-0911/911

## Attendees

Robert Lynch  
Printed Name

Robert Lynch  
Signature

William Gibson  
Printed Name

William Gibson  
Signature

ALFRED SANTILLANES  
Printed Name

Alfred Santillanes  
Signature

\_\_\_\_\_  
Printed Name

\_\_\_\_\_  
Signature

\_\_\_\_\_  
Printed Name

\_\_\_\_\_  
Signature

IMPORTANT NOTICE: A printed copy of this document may not be the document currently in effect. The official version is located on the Sandia Restricted Network (SRN), department home page

## TAILGATE SAFETY MEETING FORM

Dept: 4142 Well Location: MWL-MW8 Date: 10/21/14 Time: 0753

Activities: Groundwater Monitoring and Sampling

(Anyone has the right to cease field activities for safety concerns. The buddy system will be used when needed.)

Weather Conditions:

Temp: 62.9 °F Wind Speed: 0 MPH Humidity: 63.8% Wind Chill N/A °F

Chemicals Used: Acids in sample containers, standard solutions, Hach ACCU VAC ampules  
Other: 11-4-14

## Safety Topics Presented

<input checked="" type="checkbox"/> Be aware of slips, trips, and falls. Keep work area clean and use a stepping stool when necessary.	<input checked="" type="checkbox"/> Be aware of environmental conditions (heat / cold stress). Dress accordingly. Wear sunscreen if necessary. Stay hydrated.
<input checked="" type="checkbox"/> Wear safety boots.	<input checked="" type="checkbox"/> Be aware of electrical hazards
<input checked="" type="checkbox"/> Use safe lifting practices. Wear leather gloves if necessary.	<input checked="" type="checkbox"/> Be aware of pressure hazards.
<input checked="" type="checkbox"/> Be aware of pinch points on pump cable reel and hydraulic tailgate lift.	<input checked="" type="checkbox"/> No eating or drinking at sampling counter.
<input checked="" type="checkbox"/> Be aware of chemical hazards.	<input checked="" type="checkbox"/> Be aware of biohazards (snakes, spiders, etc.)
<input checked="" type="checkbox"/> Wear nitrile or latex gloves when sampling.	<input checked="" type="checkbox"/> Wear communication device (cell phone, EOC pager).
<input checked="" type="checkbox"/> Wear chemical safety goggles.	<input checked="" type="checkbox"/> Avoid spilling purge / decon water.

Hospital/Clinic: Sandia Medical Clinic Phone: 844-0911/911

## Attendees

Robert Lynch  
Printed Name

Robert Lynch  
Signature

William Gibson  
Printed Name

William Gibson  
Signature

ALFRED SANTILLANES  
Printed Name

Alfred Santillanes  
Signature

\_\_\_\_\_  
Printed Name

\_\_\_\_\_  
Signature

\_\_\_\_\_  
Printed Name

\_\_\_\_\_  
Signature

IMPORTANT NOTICE: A printed copy of this document may not be the document currently in effect. The official version is located on the Sandia Restricted Network (SRN), department home page



## TAILGATE SAFETY MEETING FORM

Dept: 4142 Well Location: MWL-MW 7 Date: 10/29/14 Time: 0810Activities: Groundwater Monitoring and Sampling

(Anyone has the right to cease field activities for safety concerns. The buddy system will be used when needed.)

Weather Conditions:

Temp: 66.1 °F Wind Speed: 0 MPH Humidity: 36.3 % Wind Chill: NA °FChemicals Used: Acids in sample containers, standard solutions, Hach ACCU-VAC ampules 7911-4-17

Other: \_\_\_\_\_

## Safety Topics Presented

<input checked="" type="checkbox"/> Be aware of slips, trips, and falls. Keep work area clean and use a stepping stool when necessary.	<input checked="" type="checkbox"/> Be aware of environmental conditions (heat / cold stress). Dress accordingly. Wear sunscreen if necessary. Stay hydrated.
<input checked="" type="checkbox"/> Wear safety boots.	<input checked="" type="checkbox"/> Be aware of electrical hazards
<input checked="" type="checkbox"/> Use safe lifting practices. Wear leather gloves if necessary.	<input checked="" type="checkbox"/> Be aware of pressure hazards.
<input checked="" type="checkbox"/> Be aware of pinch points on pump cable reel and hydraulic tailgate lift.	<input checked="" type="checkbox"/> No eating or drinking at sampling counter.
<input checked="" type="checkbox"/> Be aware of chemical hazards.	<input checked="" type="checkbox"/> Be aware of biohazards (snakes, spiders, etc.)
<input checked="" type="checkbox"/> Wear nitrile or latex gloves when sampling.	<input checked="" type="checkbox"/> Wear communication device (cell phone, EOC pager).
<input checked="" type="checkbox"/> Wear chemical safety goggles.	<input checked="" type="checkbox"/> Avoid spilling purge / decon water.

Hospital/Clinic: Sandia Medical Clinic Phone: 844-0911/911

## Attendees

Printed Name Robert T LynchSignature Robert T LynchPrinted Name Tim JacksonSignature T-J Jackson

Printed Name \_\_\_\_\_

Signature \_\_\_\_\_

Printed Name \_\_\_\_\_

Signature \_\_\_\_\_

Printed Name \_\_\_\_\_

Signature \_\_\_\_\_

IMPORTANT NOTICE: A printed copy of this document may not be the document currently in effect. The official version is located on the Sandia Restricted Network (SRN), department home page











## GROUNDWATER SAMPLE COLLECTION FIELD EQUIPMENT CHECK LOG

Page 1 of 2

SNL/NM Project Name: MWL			SNL/NM Project No.: 146422.10.11.01		
Calibrations done by: R Lynch			Date: 10/16/14		
Make & Model: YSI EXO1					
YSI 6820 Sonde (S/N) with DO, Ec, pH, ORP, and temperature probes: 13C101167					
YSI 650 MDS (S/N): NA					
<b>pH Calibration</b>					
pH Calibrated to (std): 7.00			pH sloped to (std): 10.00		
Reference value:	4.00		7.00		10.00
	Value	Temp	Value	Temp	Value Temp
1. Time:	0642	3.99 18.1	7.00	18.1	10.00 18.1
2. Time:	1153	4.01 18.3	7.00	18.2	10.01 18.2
3. Time:					
4. Time:					
Standard lot no.:	4AE330		4AE535		4AD984
Expiration date:	5/16		5/16		4/16
<b>SC Calibration</b>					
Reference Value: 1225 uS			Standard Lot No.: 4AE659		
	Value	Temp	Expiration Date: 5/15		
1. Time:	0641	1222 18.2			
2. Time:	1151	1224 18.3			
3. Time:					
4. Time:					
<b>ORP Calibration</b>					
Reference Value: 220 mV			Standard Lot No. 4AE189		
	Value	Temp	Expiration Date 2/15		
1. Time:	0644	220.2 18.2			
2. Time:	1155	220.4 18.4			
3. Time:					
4. Time:					
<b>DO Calibration</b>					
Calibration Value:	81% air saturation @ 5200 ft.		Atmospheric Pressure in Hg		
1. Time:	0640	82.1	24.75		
2. Time:	1150	82.2	24.75		
3. Time:					
4. Time:					

**IMPORTANT NOTICE:** A printed copy of this document may not be the document currently in effect. The official version is located on the Sandia Restricted Network (SRN), department home page

## GROUNDWATER SAMPLE COLLECTION FIELD EQUIPMENT CHECK LOG (continued) Page 2 of 2

SNL/NM Project Name: MWL		Project No.: 146422.10.11.01		
Calibration done by: R Lynch		Date: 10/16/14		
TURBIDIMETER				
Make & Model: HACH 2100P HACH 2100Q		Serial No. S/N 10060C003010		
Reference Value	.1	20	100	800
Standard Lot No.	A4164	A4211	A4195	A4193
1. Time 0757	29	20.1	101	799
2. Time 1045	.13	20.4	99.8	794
3. Time				
4. Time				
Comments:				

*IMPORTANT NOTICE: A printed copy of this document may not be the document currently in effect. The official version is located on the Sandia Restricted Network (SRN), department home page*



## GROUNDWATER SAMPLE COLLECTION FIELD EQUIPMENT CHECK LOG

Page 1 of 2

SNL/NM Project Name: MWL			SNL/NM Project No.: 146422.10.11.01		
Calibrations done by: R Lynch			Date: 10/17/14		
Make & Model: YSI EXO1					
YSI 6820 Sonde (S/N) with DO, Ec, pH, ORP, and temperature probes: 13C101167					
YSI 650 MDS (S/N): NA					
pH Calibration					
pH Calibrated to (std): 7.00			pH sloped to (std): 10.00		
Reference value:	4.00		7.00		10.00
	Value	Temp	Value	Temp	Value Temp
1. Time:	0642	4.00	18.1	7.00	18.1
2. Time:	1310	4.01	18.2	7.00	18.2
3. Time:					
4. Time:					
Standard lot no.:	4AE330		4AE635		4AD984
Expiration date:	5/16		5/16		4/16
SC Calibration					
Reference Value: 1225 uS			Standard Lot No.: 4AE659		
	Value	Temp	Expiration Date: 5/15		
1. Time:	0641	1220	18.0		
2. Time:	1309	1222	18.2		
3. Time:					
4. Time:					
ORP Calibration					
Reference Value: 220 mV			Standard Lot No. 4AE189		
	Value	Temp	Expiration Date: 2/15		
1. Time:	0644	219.8	18.0		
2. Time:	1311	220.1	18.2		
3. Time:					
4. Time:					
DO Calibration					
Calibration Value:	81% air saturation @ 5200 ft		Atmospheric Pressure in Hg		
1. Time:	0640	82.0	24.73		
2. Time:	1308	82.2	24.74		
3. Time:					
4. Time:					

IMPORTANT NOTICE: A printed copy of this document may not be the document currently in effect. The official version is located on the Sandia Restricted Network (SRN), department home page

## GROUNDWATER SAMPLE COLLECTION FIELD EQUIPMENT CHECK LOG (continued) Page 2 of 2

SNL/NM Project Name: MWL		Project No.: 146422.10.11.01		
Calibration done by: R Lynch		Date: 10/17/14		
TURBIDIMETER				
Make & Model: HACH 2100P HACH 2100Q		Serial No. S/N 10060C003010		
Reference Value	.1	20	100	800
Standard Lot No.	A4164	A4211	A4195	A4193
1. Time	0808	.16	20.1	99.7
2. Time	1102	.14	20.3	101
3. Time				
4. Time				
Comments:				

## GROUNDWATER SAMPLE COLLECTION FIELD EQUIPMENT CHECK LOG

Page 1 of 2

SNL/NM Project Name: MWL			SNL/NM Project No.: 146422.10.11.01		
Calibrations done by: R Lynch			Date: 10/20/14		
Make & Model: YS EX01					
YSI 6820 Sonde (S/N) with DO, Ec, pH, ORP, and temperature probes: 13C101167					
YSI 650 MDS (S/N): NA					
<b>pH Calibration</b>					
pH Calibrated to (std): 7.00			pH sloped to (std): 10.00		
Reference value:	4.00		7.00		10.00
	Value	Temp	Value	Temp	Value Temp
1. Time:	0644	3.99	19.2	7.00	19.2
2. Time:	1114	4.00	19.4	7.01	19.3
3. Time:					
4. Time:					
Standard lot no.:	4AE330		4AE635		4AD984
Expiration date:	5/16		5/16		4/16
<b>SC Calibration</b>					
Reference Value: 1225 uS			Standard Lot No.: 4AE659		
	Value	Temp	Expiration Date: 5/15		
1. Time:	0643	1224	19.2		
2. Time:	1113	1225	19.4		
3. Time:					
4. Time:					
<b>ORP Calibration</b>					
Reference Value: 220 mV			Standard Lot No. 4AE189		
	Value	Temp	Expiration Date: 2/15		
1. Time:	0646	220.2	19.2		
2. Time:	1115	220.1	19.4		
3. Time:					
4. Time:					
<b>DO Calibration</b>					
Calibration Value:	81% air saturation @ 5200 ft.		Atmospheric Pressure in Hg		
1. Time:	0642	82.3	24.77		
2. Time:	1112	82.2	24.74		
3. Time:					
4. Time:					

IMPORTANT NOTICE: A printed copy of this document may not be the document currently in effect. The official version is located on the Sandia Restricted Network (SRN), department home page

## GROUNDWATER SAMPLE COLLECTION FIELD EQUIPMENT CHECK LOG (continued) Page 2 of 2

SNL/NM Project Name: MWL		Project No.: 146422.10.11.01		
Calibration done by: R Lynch		Date: 10/20/14		
TURBIDIMETER				
Make & Model: HACH 2100P HACH 2100Q		Serial No. S/N 10060C003010		
Reference Value	.1	20	100	800
Standard Lot No.	A4164	A4211	A4195	A4193
1. Time 0800	.09	19.9	103	802
2. Time 1035	.14	20.2	101	796
3. Time				
4. Time				
Comments:				

## GROUNDWATER SAMPLE COLLECTION FIELD EQUIPMENT CHECK LOG

Page 1 of 2

SNL/NM Project Name: MWL			SNL/NM Project No.: 146422.10.11.01		
Calibrations done by: R Lynch			Date: 10/21/14		
Make & Model: YSI EX01					
YSI 6820 Sonde (S/N) with DO, Ec, pH, ORP, and temperature probes: 13C101167					
YSI 650 MDS (S/N): NA					
<b>pH Calibration</b>					
pH Calibrated to (std): 7.00			pH sloped to (std): 10.00		
Reference value:	4.00		7.00		10.00
	Value	Temp	Value	Temp	Value Temp
1. Time:	0639	4.00	18.9	6.99	18.9
2. Time:	1311	4.01	19.1	7.00	19.2
3. Time:					
4. Time:					
Standard lot no:	4AE930		4AE635		4AD984
Expiration date:	5/16		5/16		4/16
<b>SC Calibration</b>					
Reference Value: 1225 uS			Standard Lot No.: 4AE659		
	Value	Temp	Expiration Date: 5/15		
1. Time:	0638	1222	18.9		
2. Time:	1310	1225	19.2		
3. Time:					
4. Time:					
<b>ORP Calibration</b>					
Reference Value: 220 mV			Standard Lot No: 4AE189		
	Value	Temp	Expiration Date: 2/15		
1. Time:	0641	220.2	18.9		
2. Time:	1312	220.3	19.2		
3. Time:					
4. Time:					
<b>DO Calibration</b>					
Calibration Value:	81% air saturation @ 5200 ft.		Atmospheric Pressure in Hg		
1. Time:	0637	81.8	24.74		
2. Time:	1309	81.9	24.76		
3. Time:					
4. Time:					

IMPORTANT NOTICE: A printed copy of this document may not be the document currently in effect. The official version is located on the Sandia Restricted Network (SRN), department home page

## GROUNDWATER SAMPLE COLLECTION FIELD EQUIPMENT CHECK LOG (continued) Page 2 of 2

SNL/NM Project Name: MWL		Project No.: 146422.10.11.01		
Calibration done by: R Lynch		Date: 10/21/14		
TURBIDIMETER				
Make & Model: HACH 2100P HACH 2100Q		Serial No. S/N 10060C003010		
Reference Value	.1	20	100	800
Standard Lot No.	A4164	A4211	A4195	A4193
1. Time 0755	.15	20.1	99.6	798
2. Time 1120	.13	20.2	99.9	796
3. Time				
4. Time				
Comments:				

## GROUNDWATER SAMPLE COLLECTION FIELD EQUIPMENT CHECK LOG

Page 1 of 2

SNL/NM Project Name: MWL			SNL/NM Project No.: 146422.10.11.08			
Calibrations done by: R Lynch			Date: 10/29/14			
Make & Model: YSI EX01 YSI 6820 Sonde (S/N) with DO, Ec, pH, ORP, and temperature probes 13C101166 YSI 650 MDS (S/N): NA						
<b>pH Calibration</b>						
pH Calibrated to (std): 7.00			pH sloped to (std): 10.00			
Reference value	4.00		7.00		10.00	
	Value	Temp	Value	Temp	Value	Temp
1 Time:	0701	4.01	18.1	7.00	18.1	10.00
2 Time:	1051	4.00	18.3	7.00	18.3	10.00
3 Time:						
4 Time:						
Standard lot no.:	4AE330		4AE635		4AD984	
Expiration date:	5/16		5/16		4/16	
<b>SC Calibration</b>						
Reference Value: 1225 uS			Standard Lot No.: 4AE659			
	Value	Temp	Expiration Date: 5/15			
1 Time:	0659	1225.1	18.2			
2 Time:	1050	1224	18.4			
3 Time:						
4 Time:						
<b>ORP Calibration</b>						
Reference Value: 220 mV			Standard Lot No. 4AE189			
	Value	Temp	Expiration Date: 2/15			
1 Time:	0703	219.8	17.9			
2 Time:	1053	220.1	18.4			
3 Time:						
4 Time:						
<b>DO Calibration</b>						
Calibration Value:	81% air saturation @ 5200 ft.		Atmospheric Pressure in Hg			
1 Time:	0658	82.1	24.55			
2 Time:	1049	82.2	24.57			
3 Time:						
4 Time:						

**IMPORTANT NOTICE:** A printed copy of this document may not be the document currently in effect. The official version is located on the Sandia Restricted Network (SRN), department home page

## GROUNDWATER SAMPLE COLLECTION FIELD EQUIPMENT CHECK LOG (continued) Page 2 of 2

SNL/NM Project Name: MWL		Project No.: 146422.10.11.08		
Calibration done by: R Lynch		Date: 10/29/14		
TURBIDIMETER				
Make & Model: HACH 2100P HACH 2100Q		Serial No. S/N 14060C033238		
Reference Value	.1	20	100	800
Standard Lot No.	A4164	A4211	A4195	A4193
1. Time <i>0815</i>	<i>.13</i>	<i>20.1</i>	<i>99.7</i>	<i>799</i>
2. Time <i>1021</i>	<i>.11</i>	<i>20.2</i>	<i>102</i>	<i>796</i>
3. Time				
4. Time				
Comments:				

*IMPORTANT NOTICE: A printed copy of this document may not be the document currently in effect. The official version is located on the Sandia Restricted Network (SRN), department home page*



Project Name: <u>MWL-GWM</u>		Monitoring Well ID #: <u>MWL-BWS <del>BWS</del> BW2</u>		Date: <u>10-16-14</u>
The following equipment was decontaminated at completion of sampling activities in accordance with FOP-05-03				
Pump and Tubing Bundle ID #: <u>1806-814</u>		Water Level Indicator ID #: <u>210269</u>		
<b>Personnel Performing Decontamination:</b> Alfred Santillanes Print Name: _____ Initial: <u>AS</u> Robert Lynch Print Name: _____ Initial: <u>RL</u>		<b>Personnel Performing Decontamination:</b> Alfred Santillanes Print Name: _____ Initial: <u>AS</u> Robert Lynch Print Name: _____ Initial: <u>RL</u>		
Condition of Equipment				
Pump: <u>Excellent</u>		Tubing Bundle: <u>Excellent</u>		Water Level Indicator: <u>Good</u>
List of Decontamination Materials				
(Distilled or Deionized (circle one)) Source: <u>Culligan</u> Lot Number: <u>09-17-14</u>		HNO <sub>3</sub> Grade: <u>Reagent</u> UN #: <u>2031</u> Manufacturer: <u>AROC</u> Lot Number: <u>A0316863</u>		

**Portable Pump and Tubing / Water Level Indicator  
Decontamination Log Form**

Project Name: <u>MWL-GWM</u>		Monitoring Well ID #: <u>MWL-MW7</u>		Date: <u>10-17-14</u>	
The following equipment was decontaminated at completion of sampling activities in accordance with FOP-05-03					
Pump and Tubing Bundle ID #: <u>1806-814</u>			Water Level Indicator ID #: <u>210269</u>		
<b>Personnel Performing Decontamination:</b>  William Gibson _____ Print Name: <u>WJG</u> Initial:  Robert Lynch _____ Print Name: <u>RL</u> Initial:			<b>Personnel Performing Decontamination:</b>  William Gibson _____ Print Name: <u>WJG</u> Initial:  Robert Lynch _____ Print Name: <u>RL</u> Initial:		
<b>Condition of Equipment</b>  Pump: <u>Excellent</u> Tubing Bundle: <u>Excellent</u> Water Level Indicator: <u>Good</u>					
<b>List of Decontamination Materials</b>					
<u>Distilled</u> or Deionized (circle one)  Source: <u>Culligan</u>  Lot Number: <u>10-15-14</u>			<b>HNO<sub>3</sub></b>  Grade: <u>Reagent</u>  UN #: <u>2031</u>  Manufacturer: <u>AROC</u>  Lot Number: <u>A0316863</u>		

Portable Pump and Tubing / Water Level Indicator  
Decontamination Log Form

Project Name: <u>MWL-GWM</u>	Monitoring Well ID #: <u>MWL-MW9</u>	Date: <u>10-20-14</u>
The following equipment was decontaminated at completion of sampling activities in accordance with FOP-05-03		
Pump and Tubing Bundle ID #: <u>1806-814</u>	Water Level Indicator ID #: <u>210289</u>	
<b>Personnel Performing Decontamination:</b> <u>William Gibson</u> Print Name: <u>WJG</u> Initial: <u>Alfred Santillanes</u> Print Name: <u>AS</u> Initial:		<b>Personnel Performing Decontamination:</b> <u>William Gibson</u> Print Name: <u>WJG</u> Initial: <u>Alfred Santillanes</u> Print Name: <u>AS</u> Initial:
Condition of Equipment		
Pump: <u>Excellent</u>	Tubing Bundle: <u>Excellent</u>	Water Level Indicator: <u>Good</u>
List of Decontamination Materials		
<u>Distilled</u> or <u>Deionized</u> (circle one)  Source: <u>Culligan</u>  Lot Number: <u>10-15-14</u>	<u>HNO<sub>3</sub></u>  Grade: <u>Reagent</u>  UN #: <u>2031</u>  Manufacturer: <u>AROC</u>  Lot Number: <u>A0316863</u>	

**Portable Pump and Tubing / Water Level Indicator  
Decontamination Log Form**

Project Name: <u>MWL-GWM</u>	Monitoring Well ID #: <u>MWL-MW8</u>	Date: <u>10-21-14</u>
The following equipment was decontaminated at completion of sampling activities in accordance with FOP-05-03		
Pump and Tubing Bundle ID #: <u>1806-814</u>	Water Level Indicator ID #: <u>210269</u>	
<b>Personnel Performing Decontamination:</b>  Robert Lynch Print Name: _____ Initial: <u>RL</u>  Alfred Santillanes Print Name: _____ Initial: <u>AS</u>		<b>Personnel Performing Decontamination:</b>  Robert Lynch Print Name: _____ Initial: <u>RL</u>  Alfred Santillanes Print Name: _____ Initial: <u>AS</u>
<b>Condition of Equipment</b>  Pump: <u>Excellent</u> Tubing Bundle: <u>Excellent</u> Water Level Indicator: <u>Good</u>		
<b>List of Decontamination Materials</b>		
<p align="center"><u>Distilled</u> or Deionized (circle one)</p> Source: <u>Culligan</u>  Lot Number: <u>10-15-14</u>	<p align="center"><b>HNO<sub>3</sub></b></p> Grade: <u>Reagent</u>  UN #: <u>2031</u>  Manufacturer: <u>AROC</u>  Lot Number: <u>A0316863</u>	

Project Name: <u>MWL GWM</u>		Monitoring Well ID #: <u>MWL-MW7</u>		Date: <u>10-28-14</u>	
The following equipment was decontaminated at completion of sampling activities in accordance with FOP-05-03					
Pump and Tubing Bundle ID #: <u>1806-814</u>			Water Level Indicator ID #: <u>62187</u>		
<u>Personnel Performing Decontamination:</u>  Robert <u>Lynch</u> Print Name: _____ Initial: <u>RL</u>  _____ Print Name: _____ Initial: _____			<u>Personnel Performing Decontamination:</u>  _____ Print Name: _____ Initial: _____  _____ Print Name: _____ Initial: _____		
Condition of Equipment					
Pump: <u>New</u>		Tubing Bundle: <u>New</u>		Water Level Indicator: <u>Good</u>	
List of Decontamination Materials					
<u>Distilled or Deionized</u> (circle one)  Source: <u>Culligan</u>  Lot Number: <u>101514</u>			<u>HNO<sub>3</sub></u>  Grade: <u>Reagent</u>  UN #: <u>2031</u>  Manufacturer: <u>AROC</u>  Lot Number: <u>A0305829</u>		

**Portable Pump and Tubing / Water Level Indicator  
Decontamination Log Form**

<b>Project Name:</b> <u>MWL GWM</u>	<b>Monitoring Well ID #:</b> <u>MWL-MW7</u>	<b>Date:</b> <u>10-29-14</u>
The following equipment was decontaminated at completion of sampling activities in accordance with FOP-05-03		
<b>Pump and Tubing Bundle ID #:</b> <u>1806-814</u>	<b>Water Level Indicator ID #:</b> <u>62187</u>	
<b><u>Personnel Performing Decontamination:</u></b>  Robert Lynch <u>RL</u> Print Name: Initial:  Tim Jackson <u>TJ</u> Print Name: Initial:		<b><u>Personnel Performing Decontamination:</u></b>  Robert Lynch <u>RL</u> Print Name: Initial:  Tim Jackson <u>TJ</u> Print Name: Initial:
<b>Condition of Equipment</b>  Pump: <u>New</u> Tubing Bundle: <u>New</u> Water Level Indicator: <u>Good</u>		
<b>List of Decontamination Materials</b>		
<div style="border: 1px solid black; border-radius: 50%; padding: 5px; display: inline-block;">Distilled or Deionized (circle one)</div>  Source: <u>Culligan</u>  Lot Number: <u>101514</u>	<b>HNO<sub>3</sub></b>  Grade: <u>Reagent</u>  UN #: <u>2031</u>  Manufacturer: <u>AROC</u>  Lot Number: <u>A0305629</u>	

**SUMMARY SHEET FOR  
OCTOBER 2014 GROUNDWATER SAMPLES**

### Sample Summary for October 2014 MWL Groundwater Monitoring

<i>Well ID</i>	<i>Sample Date</i>	<i>ARCOC</i>	<i>Sample Number</i>	<i>Sample Type</i>	<i>Associated Equipment Blank (ARCOC #/Sample #)</i>	<i>Associated Trip Blank (ARCOC #/ Sample #)</i>	<i>Associated Field Blank (ARCOC #/ Sample #)</i>	<i>Comments</i>
<b>GEL Analytical Data: Project Task # 146422.10.11.08, Service Order # CF01-15</b>								
MWL-BW2	16-Oct-14	615825	096697	Environmental	NA	615825 / 096698	615825 / 096696	
MWL-MW7	17-Oct-14	615827	096703	Environmental	615826 / 096700	615827 / 096705	615827 / 096702	
MWL-MW7	17-Oct-14	615827	096704	Duplicate	615826 / 096700	615827 / 096705	615827 / 096702	
MWL-MW7	29-Oct-14	615890	096857	Environmental	615889 / 096856	NA	NA	resample for radon only
MWL-MW7	29-Oct-14	615890	096858	Duplicate	615889 / 096856	NA	NA	resample for radon only
MWL-MW8	21-Oct-14	615829	096710	Environmental	NA	615829 / 096711	615829 / 096709	
MWL-MW9	20-Oct-14	615828	096707	Environmental	NA	615828 / 096708	615828 / 096706	
MWL-EB1	16-Oct-14	615826	096700	Equipment Blank	NA	615826 / 096701	NA	Equipment blank sample prior to MWL-MW7.
MWL-EB2	28-Oct-14	615889	096856	Equipment Blank	NA	NA	NA	Equipment blank sample prior to MWL-MW7 resample.
MWL-FB1	16-Oct-14	615825	096696	Field Blank	NA	615825 / 096698	NA	at MWL-BW2
MWL-FB2	16-Oct-14	615826	096699	Field QC	NA	615826 / 096701	NA	DI Water Source
MWL-FB3	17-Oct-14	615827	096702	Field Blank	NA	615827 / 096705	NA	at MWL-MW7
MWL-FB4	20-Oct-14	615828	096706	Field Blank	NA	615828 / 096708	NA	at MWL-MW9
MWL-FB5	21-Oct-14	615829	096709	Field Blank	NA	615829 / 096711	NA	at MWL-MW8



**DATA VALIDATION REPORTS FOR ENVIRONMENTAL SAMPLES**  
**GROUNDWATER MONITORING**  
**OCTOBER 2014**

**AR/COC NUMBER 615825**

## Memorandum - Revised

Date: December 2, 2014  
To: File  
From: Monica Dymerski  
Subject: GC/MS Organic Data Review and Validation – SNL  
Site: MWL GWM/SVM  
AR/COC: 615825  
SDG: 359291  
Laboratory: GEL  
Project/Task: 146422.10.11.08  
Analysis: VOCs

See the attached Data Validation Worksheets for supporting documentation on the data review and validation. Data are evaluated using SNL/NM SMO AOP 00-03 Rev 4.

### Summary

Three samples were prepared and analyzed with accepted procedures using method EPA 8260B (VOCs). All compounds were successfully analyzed. Problems were identified with the data package that resulted in the qualification of data.

1. The ICAL %RSD was >40% but ≤60%, the ICV %D was >20% but ≤40% with negative bias, and the CCV %D was >40% but ≤60% with negative bias for methylene chloride. The associated sample results were non-detects and will be **qualified UJ,I3,C3**.
2. The ICAL %RSD was >15% but ≤40%, and the ICV %D was >20% but ≤40% with negative bias for bromomethane. The associated sample results were non-detects and will be **qualified UJ,I3,C3**.
3. The ICAL intercept was negative with absolute value > the MDL but ≤3X the MDL for dibromochloromethane. The associated result for samples -002 and -008 were non-detects and will be **qualified UJ,I5**.
4. The MS and MSD %Rs were < the lower acceptance limit but ≥10% for methylene chloride. The associated sample results were non-detects and will be **qualified UJ,MS3**.

Data are acceptable and reported QC measures appear to be adequate. The following sections discuss the data review and validation.

### Holding Times

The samples were analyzed within the prescribed holding time and were properly preserved.

### Instrument Tune

All instrument tune requirements were met.

### **Calibration**

The initial calibration and continuing calibration data met QC acceptance criteria except as noted above in the Summary section and as follows.

The ICAL intercept was negative with absolute value  $>$  the MDL but  $\leq 3X$  the MDL for dibromochloromethane. The associated result for sample -001 was a detect  $> 3X$  the absolute value of the intercept and will not be qualified.

The ICAL %RSD was  $> 15\%$  and  $\leq 40\%$  for bromoform. The associated sample results were non-detects and, since no second calibration infraction occurred for that analyte, will not be qualified.

### **Blanks**

No target analytes were detected in the blanks except as follows. Acetone, bromodichloromethane, and dibromochloromethane were detected at concentrations  $<$  the PQL and chloroform at a concentration  $>$  the PQL in FB sample -001, associated with sample -002. The associated sample results were non-detects and will not be qualified.

### **Surrogates**

All surrogate recoveries met QC acceptance criteria.

### **Internal Standards**

All internal standards met QC acceptance criteria.

### **Matrix Spike/Matrix Spike Duplicate (MS/MSD)**

All MS/MSD acceptance criteria were met except as noted above in the Summary section.

### **Laboratory Control Sample (LCS)**

All LCS acceptance criteria were met except as follows. The %R was  $<$  the lower acceptance limit but  $\geq 10\%$  for methylene chloride. One LCS recovery is allowed to fall outside acceptance criteria since 36 analytes were reported. No sample data will be qualified as a result.

### **Detection Limits/Dilutions**

All detection limits were properly reported. The samples were not diluted.

### **Tentatively Identified Compounds (TICs)**

TIC reports were not required.

### **Other QC**

One TB was submitted with the ARCO. An FB was submitted with the ARCO, associated with the field sample.

No other specific issues that affect data quality were identified.

**Reviewed by:** Mary Donovan

**Level:** I

**Date:** 11/24/14

## Memorandum

Date: November 24, 2014  
To: File  
From: Monica Dymerski  
Subject: Inorganic Data Review and Validation – SNL  
Site: MWL GWM/SVM  
AR/COC: 615825  
SDG: 359291  
Laboratory: GEL  
Project/Task: 146422.10.11.08  
Analysis: Metals

See the attached Data Validation Worksheets for supporting documentation on the data review and validation. This validation was performed according to SNL/NM ER Project AOP 00-03 Rev 4.

### **Summary**

One unfiltered sample was prepared and analyzed with approved procedures using method EPA 6020 (ICP-MS). Data were reported for all required analytes. No problems were identified with the data package that resulted in the qualification of data.

Data are acceptable and reported QC measures appear to be adequate. The following sections discuss the data review and validation.

### **Holding Times and Preservation**

The sample was prepared and analyzed within the prescribed holding times and was properly preserved.

### **ICP-MS Instrument Tune**

The ICP-MS tunes met QC acceptance criteria.

### **Calibration**

All initial and continuing calibration criteria met QC acceptance criteria.

### **Reporting Limit Verification**

All CRA/CRI recoveries associated with the samples met QC acceptance criteria.

It should be noted that the CRI was analyzed at the PQL and not at 2X the PQL for all target analytes.

### **Blanks**

No target analytes were detected in the blanks except as follows. U was detected in the ICB and CCB at < the PQL. The associated sample result was a detect >5X the greatest ICB/CCB concentration and will not be qualified.

### **ICP -MS Internal Standards**

The ICP-MS internal standards met QC acceptance criteria.

### **Matrix Spike (MS)**

The MS met all QC acceptance criteria. The MS analysis was performed on an SNL sample from another SDG. No sample data will be qualified as a result.

### **Laboratory Replicate**

The replicate met all QC acceptance criteria. The replicate analysis was performed on an SNL sample from another SDG. No sample data will be qualified as a result.

### **Laboratory Control Sample (LCS)**

The LCS met all QC acceptance criteria.

### **Detection Limits/Dilutions**

All detection limits were properly reported. The sample was not diluted.

### **ICP Interference Check Sample (ICS A and AB)**

Results of the ICS A and AB analyses were not evaluated because the sample concentration of Ca, Mg, Al and Fe were < that in the ICS solution.

### **ICP Serial Dilution**

The serial dilutions met all QC acceptance criteria. The serial dilution analysis was performed on an SNL sample from another SDG. No sample data will be qualified as a result.

### **Other QC**

No other specific issues that affect data quality were identified.

**Reviewed by:** Mary Donovan

**Level:** I

**Date:** 11/24/14

## Memorandum

Date: November 24, 2014  
To: File  
From: Monica Dymerski  
Subject: Radiochemical Data Review and Validation – SNL  
Site: MWL GWM/SVM  
AR/COC: 615825  
SDG: 359291  
Laboratory: GEL  
Project/Task: 146422.10.11.08  
Analysis: RAD

See the attached Data Validation Worksheets for supporting documentation on the data review and validation. This validation was performed according to SNL/NM ER Project AOP 00-03 Rev 4.

### Summary

One sample was prepared and analyzed with approved procedures using methods EPA 901.1 (gamma spec – short list), EPA 900.0 (gross alpha/beta), EPA 906.0 (tritium), and SM 7500 Rn B (Radon-222 by Liquid Scintillation). Problems were identified with the data package that resulted in the qualification of data.

#### Gamma Spec:

1. All sample results which were either < the associated 2-sigma TPU or < the associated MDA will be **qualified BD,FR3**.
2. The K-40 result was > the MDA but  $\leq 3X$  the MDA and will be **qualified J,FR7**.

#### Tritium:

1. The sample result was either < the associated 2-sigma TPU or < the associated MDA and will be **qualified BD,FR3**.

#### Gross Alpha/Beta:

1. The relative dilution factor between the parent sample and the gross alpha/beta MS/MSD QC samples was >5 and, as a result, the MS/MSD analyses were not used to evaluate gross alpha and gross beta sample data. The associated sample results will be **qualified J,MS1**.

### Holding Times and Preservation

The sample fractions were prepared and analyzed within the prescribed holding times and were properly preserved.



### **Quantification**

All quantification criteria were met except as noted above in the Summary section.

### **Calibration**

The case narratives stated that the instruments used were properly calibrated.

### **Blanks**

No target analytes were detected in the blanks at concentrations > the MDA and 2-sigma TPU.

### **Tracer/Carrier Recovery**

Tracers and /or carriers are not required for the methods used.

### **Matrix Spike/Matrix Spike Duplicate (MS/MSD)**

The MS/MSD met all QC acceptance criteria except as noted above in the Summary section.

#### **Gross alpha/beta and radon-222:**

It should be noted that the MS/MSD was performed on a sample of similar matrix from another SNL SDG. No sample data will be qualified as a result.

### **Laboratory Replicate**

All replicate error ratio acceptance criteria were met.

#### **Gamma spec, gross alpha/beta and radon-222:**

It should be noted that the replicate was performed on a sample of similar matrix from another SNL SDG. No sample data will be qualified as a result.

### **Laboratory Control Sample (LCS)**

All LCS recoveries met QC acceptance criteria.

### **Detection Limits/Dilutions**

The samples were not diluted. All required detection limits were met.

### **Other QC**

No other specific issues that affect data quality were identified.

**Reviewed by:** Mary Donovan

**Level:** I

**Date:** 11/24/14



## Sample Findings Summary



AR/COC: 615825

Page 1 of 1

Analytical Method	Sample ID	Analyte Name (CAS#)	Qualifier, RC
<b>EPA 900.0/SW846 9310</b>			
	096697-034/MWL-BW2	ALPHA (12587-46-1)	J, MS1
	096697-034/MWL-BW2	BETA (12587-47-2)	J, MS1
<b>EPA 901.1</b>			
	096697-033/MWL-BW2	Americium-241 (14596-10-2)	BD, FR3
	096697-033/MWL-BW2	Cesium-137 (10045-97-3)	BD, FR3
	096697-033/MWL-BW2	Cobalt-60 (10198-40-0)	BD, FR3
	096697-033/MWL-BW2	Potassium-40 (13966-00-2)	J, FR7
<b>EPA 906.0 Modified</b>			
	096697-036/MWL-BW2	Tritium (10028-17-8)	BD, FR3
<b>SW846 8260B DOE-AL</b>			
	096696-001/MWL-FB1	Bromomethane (74-83-9)	UJ, I3,C3
	096696-001/MWL-FB1	Methylene chloride (75-09-2)	UJ, I3,C3,MS3
	096697-001/MWL-BW2	Bromomethane (74-83-9)	UJ, I3,C3
	096697-001/MWL-BW2	Dibromochloromethane (124-48-1)	UJ, I5
	096697-001/MWL-BW2	Methylene chloride (75-09-2)	UJ, I3,C3,MS3
	096698-001/MWL-TB1	Bromomethane (74-83-9)	UJ, I3,C3
	096698-001/MWL-TB1	Dibromochloromethane (124-48-1)	UJ, I5
	096698-001/MWL-TB1	Methylene chloride (75-09-2)	UJ, I3,C3,MS3

All other analyses met QC acceptance criteria; no further data should be qualified.

## Data Validation Summary Worksheet

AR/COC #: 615825

Site/Project: MWL GWM/SVM

Validation Date: 11/24/2014

SDG #: 359291

Laboratory: GEL Laboratories LLC

Validator: Monica Dymerski

Matrix: Aqueous

# of Samples: 8      CVR present: Yes

Analysis Type:    X Organic    X Metals

AR/COC(s) present: Yes

Sample Container Integrity: OK

                                 X Rad      Gen Chem

Requested Analyses Not Reported						
Sample Number	Laboratory ID	organic	genchem	metals	rad	Comments
None						

Hold Time/Preservation Outliers								
Sample Number	Laboratory ID	Analysis	Pres.	Coll. Date	Prep. Date	Anal. Date	Anal. within 2X HT	Anal. beyond 2X HT
None								

Comments: Samples collected 10/16/2014.

Revised 7/2007

Validated By: \_\_\_\_\_ Monica Dymerski \_\_\_\_\_

## Organic Worksheet (GC/MS) - Revised

AR/COC #: 615825

SDG #:359291

**Matrix:** Aqueous

Laboratory Sample IDs: 359291001, -002, and -008

Method/Batch #s: 8260B: 1431851 Tuning (pass/fail): pass

TICs Required? (yes/no) no

[illegible]

Comments: HTs OK, ICAL VOAA 10/28/14. Samples analyzed on 10/30/14. MS/MSD performed on -002

# Inorganic Metals Worksheet

AR/COC #: 615825

SDG #: 359291

Matrix: Aqueous

Laboratory Sample IDs: 359291003

Method/Batch #s: **3005A/6020** (ICP-MS): 1429071(prepare)/1429072

ICPMS Mass Cal (pass/fail) pass

ICPMS Resolution (pass/fail) pass

Analyte (outliers)	Calibration						Method Blank	5X Blank or 5X MDL	LCS %R	MS %R	Lab Rep. RPD	Serial Dil. %D	ICS AB %R	ICS A ± MDL	CRA/ CRI %R						
	Int.	R <sup>2</sup>	ICV	CCV	ICB	CCB															
U	✓	✓	✓	✓	0.077J	0.07J	✓	0.385	✓	✓	✓	✓	NA	NA	✓						

IS Outliers 60-125%				IS Outliers 80-120%			
Sample ID	%Recovery	%Recovery	%Recovery	CCV/CCB ID	%Recovery	%Recovery	%Recovery
None				None			

Comments: HTs OK. Matrix QC: performed on an SNL sample from another SDG.

# Radiochemistry Worksheet

AR/COC #: 615825

SDG #: 359291

Matrix: Aqueous

Laboratory Sample IDs: 359291- See below

Method/Batch #s: EPA 901.1 (gamma spec): Batch 1428944 Sample -004

Method/Batch #s: EPA 900.0 (Gross alpha/beta): Batch 1433145 Sample -005

Method/Batch #s: EPA 906.0 (Tritium): Batch 1432902 Sample -006

Method/Batch #s: SM 7500 Rn B (Radon): Batch 1428735 Sample -007

Analyte (outliers)	Control Freq.	Control Eval.	Method Blank	5X Blank or 5X MDC	LCS %R	MS %R	MSD %R	MS/ MSD RER	Lab Rep. RER	EB			
None													
Tracer/Carrier Recovery Outliers													
Sample ID	Tracer/Carrier	%R	Sample ID			Tracer/Carrier	%R	Sample ID			Tracer/Carrier	%R	
None													

Comments: **Matrix QC: 901.1, 900.0, and SM 7500 Rn B:** Performed on SNL samples from other SDGs. **906.0:** Performed on sample -006.

Gross alpha/beta parent and DUP = 150 ml, MS/MSD=25 ml (6X dilution)-results qualified.



# CONTRACT LABORATORY ANALYSIS REQUEST AND CHAIN OF CUSTODY

Internal Lab

Page 1 of 1

Batch No. *N/A*

SMO Use

AR/COC **615825**

Project Name: MWL GWM/SVM	Date Samples Shipped: <i>10/16/14</i>	SMO Authorization: <i>only 9. hr</i>	<input type="checkbox"/> Waste Characterization <input type="checkbox"/> RMMA <input type="checkbox"/> Released by COC No. <input checked="" type="checkbox"/> 4° Celsius
Project/Task Manager: Tim Jackson	Carrier/Waybill No. <i>225032</i>	SMO Contact Phone: <i>9142</i>	
Project/Task Number: 146422.10.11 <i>D108</i>	Lab Contact: Edie Kent/803-556-8171	Lorraine Herrera/505-844-3199	
Service Order: CF01-15 <i>em 10/21/14</i>	Lab Destination: GEL	Send Report to SMO: Rita Kavanaugh/505-284-2553	
Contract No.: PO 1303873			

Tech Area:	Building:	Room:	Operational Site:	Bill to: Sandia National Laboratories (Accounts Payable), P.O. Box 5800, MS-0154 Albuquerque, NM 87185-0154 <i>359291</i>
------------	-----------	-------	-------------------	---------------------------------------------------------------------------------------------------------------------------------

Sample No.	Fraction	Sample Location Detail	Depth (ft)	Date/Time Collected	Sample Matrix	Container Type	Volume	Preservative	Collection Method	Sample Type	Parameter & Method Requested	Lab Sample ID
096696	-001	MWL-FB1	NA	10/16/14 10:39	DIW	G	3x40 ml	HCL	G	FB	VOC (LTMMMP List) (SW846-8260B)	<i>001</i>
096697	-001	MWL-BW2	496	10/16/14 10:39	GW	G	3x40 ml	HCL	G	SA	VOC (LTMMMP List) (SW846-8260B)	<i>002</i>
096697	-010	MWL-BW2	496	10/16/14 10:40	GW	P	500 ml	HNO3	G	SA	Metals (Cd,Cr,Ni,U)(SW846-6020)	<i>003</i>
096697	-033	MWL-BW2	496	10/16/14 10:41	GW	P	1 L	HNO3	G	SA	Gamma Spectroscopy (EPA 901.0)	<i>004</i>
096697	-034	MWL-BW2	496	10/16/14 10:42	GW	P	1 L	HNO3	G	SA	Gross Alpha and Beta (EPA 900.0)	<i>005</i>
096697	-036	MWL-BW2	496	10/16/14 10:43	GW	AG	250 ml	None	G	SA	Tritium (EPA 906.0)	<i>006</i>
096697	-037	MWL-BW2	496	10/16/14 10:44	GW	AG	2x40 ml	None	G	SA	Radon (SM 7500 Rn B)	<i>007</i>
096698	-001	MWL-TB1	NA	10/16/14 10:39	DIW	G	3x40 ml	HCL	G	TB	VOC (LTMMMP List) (SW846-8260B)	<i>008</i>

Last Chain: <input type="checkbox"/> Yes		Sample Tracking		SMO Use		Special Instructions/QC Requirements:		Conditions on Receipt
Validation Req'd: <input checked="" type="checkbox"/> Yes		Date Entered:		EDD <input checked="" type="checkbox"/> Yes <input type="checkbox"/> No		Turnaround Time <input type="checkbox"/> 7 Day* <input type="checkbox"/> 15 Day* <input checked="" type="checkbox"/> 30 Day		
Background: <input type="checkbox"/> Yes		Entered by:		Negotiated TAT <input type="checkbox"/>		Sample Disposal <input type="checkbox"/> Return to Client <input checked="" type="checkbox"/> Disposal by Lab		
Confirmatory: <input type="checkbox"/> Yes		QC inits.:		Return Samples By:		Comments: Send report to Tim Jackson/4142/MS 0729/284-2547 Report specific list of VOCs (LTMMMP list provided by SNL/NM SMO). Report short list isotopes for Gamma Spectroscopy.		
Sample Team Members	Name	Signature	Init.	Company/Organization/Phone/Cell		Lab Use		
	Robert Lynch	<i>Robert Lynch</i>	<i>RL</i>	SNL/4142/505-844-4013/505-250-7090				
	Alfred Santillanes	<i>Alfred Santillanes</i>	<i>AS</i>	SNL/4142/505-844-5130/505-228-0710				
	William Gibson	<i>William Gibson</i>	<i>WG</i>	SNL/4142/505-284-3307/505-239-7367				

1. Relinquished by <i>Alfred Santillanes</i> Org. <i>4142</i> Date <i>10/16/14</i> Time <i>1105</i>	3. Relinquished by	Org.	Date	Time
1. Received by <i>only 9. hr</i> Org. <i>4142</i> Date <i>10/16/14</i> Time <i>1105</i>	3. Received by	Org.	Date	Time
2. Relinquished by <i>only 9. hr</i> Org. <i>4142</i> Date <i>10/16/14</i> Time <i>1140</i>	4. Relinquished by	Org.	Date	Time
2. Received by <i>only 9. hr</i> Org. <i>001</i> Date <i>10-17-14</i> Time <i>0745</i>	4. Received by	Org.	Date	Time

\*Prior confirmation with SMO required for 7 and 15 day TAT

**AR/COC NUMBER 615826**



## Memorandum

Date: December 1, 2014

To: File

From: Monica Dymerski

Subject: GC/MS Organic Data Review and Validation – SNL  
Site: MWL GWM/SVM  
AR/COC: 615826  
SDG: 359857  
Laboratory: GEL  
Project/Task: 146422.10.11.08  
Analysis: VOCs

See the attached Data Validation Worksheets for supporting documentation on the data review and validation. Data are evaluated using SNL/NM SMO AOP 00-03 Rev 4.

### Summary

Three samples were prepared and analyzed with accepted procedures using method EPA 8260B (VOCs). All compounds were successfully analyzed. Problems were identified with the data package that resulted in the qualification of data.

1. The ICAL %RSD was  $>40\%$  but  $\leq 60\%$ , the ICV %D was  $>20\%$  but  $\leq 40\%$  with negative bias, and the CCV %D was  $>40\%$  but  $\leq 60\%$  with negative bias for methylene chloride. The associated sample results were non-detects and will be **qualified UJ,I3,C3**.
2. The ICAL %RSD was  $>15\%$  but  $\leq 40\%$ , and the ICV %D was  $>20\%$  but  $\leq 40\%$  with negative bias for bromomethane. The associated sample results were non-detects and will be **qualified UJ,I3,C3**.
3. The ICAL intercept was negative with absolute value  $>$  the MDL but  $\leq 3X$  the MDL for dibromochloromethane. The associated result for sample -008 was a non-detect and will be **qualified UJ,I5**.
4. The MS and MSD %Rs were  $<$  the lower acceptance limit but  $\geq 10\%$  for methylene chloride. The associated sample results were non-detects and will be **qualified UJ,MS3**.

Data are acceptable and reported QC measures appear to be adequate. The following sections discuss the data review and validation.

### Holding Times

The samples were analyzed within the prescribed holding time and were properly preserved.

### Instrument Tune

All instrument tune requirements were met.

### **Calibration**

The initial calibration and continuing calibration data met QC acceptance criteria except as noted above in the Summary section and as follows.

The ICAL intercept was negative with absolute value > the MDL but  $\leq 3X$  the MDL for dibromochloromethane. The associated results for samples -001 and -002 were detects >3X the absolute value of the intercept and will not be qualified.

The ICAL %RSD was >15% and  $\leq 40\%$  for bromoform. The associated sample results were non-detects and, since no second calibration infraction occurred for that analyte, will not be qualified.

### **Blanks**

No target analytes were detected in the blanks except as follows. Chloroform and dibromochloromethane were detected at concentrations > the PQL, and acetone and bromodichloromethane were detected at < the PQL in FB sample -001, which was not associated with any samples.

### **Surrogates**

All surrogate recoveries met QC acceptance criteria.

### **Internal Standards**

All internal standards met QC acceptance criteria.

### **Matrix Spike/Matrix Spike Duplicate (MS/MSD)**

All MS/MSD acceptance criteria were met except as noted above in the Summary section. The MS/MSD analyses were performed on an SNL sample from another SDG. No sample data will be qualified as a result.

### **Laboratory Control Sample (LCS)**

All LCS acceptance criteria were met except as follows. The %R was < the lower acceptance limit but  $\geq 10\%$  for methylene chloride. One LCS recovery is allowed to fall outside acceptance criteria since 36 analytes were reported. No sample data will be qualified as a result.

### **Detection Limits/Dilutions**

All detection limits were properly reported. The samples were not diluted.

### **Tentatively Identified Compounds (TICs)**

TIC reports were not required.

### **Other QC**

One TB was submitted with the ARCOC. An FB was submitted with the ARCOC which was not associated with any field samples. The sample is an EB associated with ARCOC 615827.

No other specific issues that affect data quality were identified.

**Reviewed by:** Mary Donovan

**Level:** I

**Date:** 12/02/14

---

## Memorandum

Date: December 1, 2014  
To: File  
From: Monica Dymerski  
Subject: Inorganic Data Review and Validation – SNL  
Site: MWL GWM/SVM  
AR/COC: 615826  
SDG: 359857  
Laboratory: GEL  
Project/Task: 146422.10.11.08  
Analysis: Metals

See the attached Data Validation Worksheets for supporting documentation on the data review and validation. This validation was performed according to SNL/NM ER Project AOP 00-03 Rev 4.

### Summary

One unfiltered sample was prepared and analyzed with approved procedures using method EPA 6020 (ICP-MS). Data were reported for all required analytes. Problems were identified with the data package that resulted in the qualification of data.

1. The parent sample concentration was >50X the MDL and the serial dilution %D was >10% for U. The associated sample result was a non-detect and will be **qualified UJ,D1**.

Data are acceptable and reported QC measures appear to be adequate. The following sections discuss the data review and validation.

### Holding Times and Preservation

The sample was prepared and analyzed within the prescribed holding times and was properly preserved.

### ICP-MS Instrument Tune

The ICP-MS tunes met QC acceptance criteria.

### Calibration

All initial and continuing calibration criteria met QC acceptance criteria.

### Reporting Limit Verification

All CRA/CRI recoveries associated with the samples met QC acceptance criteria.

It should be noted that the CRI was analyzed at the PQL and not at 2X the PQL for all target analytes.

### **Blanks**

No target analytes were detected in the blanks except as follows. Cd was detected in the MB at < the PQL, and U was detected in the ICB at < the PQL. The associated sample results were non-detects and will not be qualified.

### **ICP -MS Internal Standards**

The ICP-MS internal standards met QC acceptance criteria.

### **Matrix Spike (MS)**

The MS met all QC acceptance criteria. The MS analyses were performed on an SNL samples from other SDGs. No sample data will be qualified as a result.

### **Laboratory Replicate**

The replicate met all QC acceptance criteria. The replicate analyses were performed on SNL samples from other SDGs. No sample data will be qualified as a result.

### **Laboratory Control Sample (LCS)**

The LCS met all QC acceptance criteria.

### **Detection Limits/Dilutions**

All detection limits were properly reported. The sample was not diluted.

### **ICP Interference Check Sample (ICS A and AB)**

Results of the ICS A and AB analyses were not evaluated because the sample concentration of Ca, Mg, Al and Fe were < that in the ICS solution.

### **ICP Serial Dilution**

The serial dilutions met all QC acceptance criteria except as noted above in the Summary section. The serial dilution analyses were performed on SNL samples from other SDGs. No sample data will be qualified as a result.

### **Other QC**

The sample is an EB associated with ARCO 615827.

No other specific issues that affect data quality were identified.

## Memorandum

Date: December 1, 2014

To: File

From: Monica Dymerski

Subject: Radiochemical Data Review and Validation – SNL  
Site: MWL GWM/SVM  
AR/COC: 615826  
SDG: 359857  
Laboratory: GEL  
Project/Task: 146422.10.11.08  
Analysis: RAD

See the attached Data Validation Worksheets for supporting documentation on the data review and validation. This validation was performed according to SNL/NM ER Project AOP 00-03 Rev 4.

### Summary

One sample was prepared and analyzed with approved procedures using methods EPA 901.1 (gamma spec – short list), EPA 900.0 (gross alpha/beta), and EPA 906.0 (tritium). Method SM 7500 Rn B (Radon-222 by Liquid Scintillation) was listed on the COC but was canceled by the client prior to laboratory receipt. Problems were identified with the data package that resulted in the qualification of data.

#### Gamma Spec and tritium:

1. All sample results which were either < the associated 2-sigma TPU or < the associated MDA will be **qualified BD,FR3**.

#### Gross Alpha/Beta:

1. The relative dilution factor between the parent sample and the gross alpha/beta MS/MSD QC samples was >5 and, as a result, the MS/MSD analyses were not used to evaluate gross alpha and gross beta sample data. The associated sample results will be **qualified J,MS1**.
2. All sample results which were either < the associated 2-sigma TPU or < the associated MDA will be **qualified BD,FR3**.

### Holding Times and Preservation

The sample fractions were prepared and analyzed within the prescribed holding times and were properly preserved.

### Quantification

All quantification criteria were met except as noted above in the Summary section.

#### **Calibration**

The case narratives stated that the instruments used were properly calibrated.

#### **Blanks**

No target analytes were detected in the blanks at concentrations > the MDA and 2-sigma TPU.

#### **Tracer/Carrier Recovery**

Tracers and /or carriers are not required for the methods used.

#### **Matrix Spike/Matrix Spike Duplicate (MS/MSD)**

The MS/MSD met all QC acceptance criteria except as noted above in the Summary section.

##### Gross alpha/beta and tritium:

It should be noted that the MS/MSD was performed on a sample of similar matrix from another SNL SDG. No sample data will be qualified as a result.

#### **Laboratory Replicate**

All replicate error ratio acceptance criteria were met.

##### Gross alpha/beta and tritium:

It should be noted that the replicate was performed on a sample of similar matrix from another SNL SDG. No sample data will be qualified as a result.

#### **Laboratory Control Sample (LCS)**

All LCS recoveries met QC acceptance criteria.

#### **Detection Limits/Dilutions**

The samples were not diluted. All required detection limits were met.

#### **Other QC**

The sample is an EB associated with ARCO 615827.

No other specific issues that affect data quality were identified.

**Reviewed by:** Mary Donovan

**Level:** I

**Date:** 12/02/14



## Sample Findings Summary



AR/COC: 615826

Page 1 of 1

Analytical Method	Sample ID	Analyte Name (CAS#)	Qualifier, RC
EPA 900.0/SW846 9310			
	096700-034/MWL-EB1	ALPHA (12587-46-1)	BD, FR3,MS1
	096700-034/MWL-EB1	BETA (12587-47-2)	BD, FR3,MS1
EPA 901.1			
	096700-033/MWL-EB1	Americium-241 (14596-10-2)	BD, FR3
	096700-033/MWL-EB1	Cesium-137 (10045-97-3)	BD, FR3
	096700-033/MWL-EB1	Cobalt-60 (10198-40-0)	BD, FR3
	096700-033/MWL-EB1	Potassium-40 (13966-00-2)	BD, FR3
EPA 906.0 Modified			
	096700-036/MWL-EB1	Tritium (10028-17-8)	BD, FR3
SW846 3005/6020 DOE-AL			
	096700-010/MWL-EB1	Uranium (U)	UJ, D1
SW846 8260B DOE-AL			
	096699-001/MWL-FB2	Bromomethane (74-83-9)	UJ, I3,C3
	096699-001/MWL-FB2	Methylene chloride (75-09-2)	UJ, I3,C3,MS3
	096700-001/MWL-EB1	Bromomethane (74-83-9)	UJ, I3,C3
	096700-001/MWL-EB1	Methylene chloride (75-09-2)	UJ, I3,C3,MS3
	096701-001/MWL-TB2	Bromomethane (74-83-9)	UJ, I3,C3
	096701-001/MWL-TB2	Dibromochloromethane (124-48-1)	UJ, I5
	096701-001/MWL-TB2	Methylene chloride (75-09-2)	UJ, I3,C3,MS3

All other analyses met QC acceptance criteria; no further data should be qualified.



## Data Validation Summary Worksheet

AR/COC #: 615826

Site/Project: MWL GWM/SVM

Validation Date: 12/01/2014

SDG #: 359857

Laboratory: GEL Laboratories LLC

Validator: Monica Dymerski

Matrix: Aqueous

# of Samples: 7      CVR present: Yes

Analysis Type:    X Organic   X Metals

AR/COC(s) present: Yes

Sample Container Integrity: OK

                                         X Rad      Gen Chem

Requested Analyses Not Reported						
Sample Number	Laboratory ID	organic	genchem	metals	rad	Comments
None						

Hold Time/Preservation Outliers								
Sample Number	Laboratory ID	Analysis	Pres.	Coll. Date	Prep. Date	Anal. Date	Anal. within 2X HT	Anal. beyond 2X HT
None								

Comments: Sample collected 10/16/2014. Sample is equipment blank associated with MWL-MW7 from ARCO 615827. Rn-222 analysis was cancelled prior to laboratory receipt.

Revised 7/2007

Validated By: \_\_\_\_\_ *Monica Dymerski* \_\_\_\_\_

## Organic Worksheet (GC/MS)

AR/COC #: 615826

SDG #:359857

**Matrix:** Aqueous

**Laboratory Sample IDs: 359001, -002, and -008**

Method/Batch #s: 8260B: 1431851 Tuning (pass/fail): pass

TICs Required? (yes/no) no

[illegible]

Comments: HTs OK, ICAL VOAA 10/28/14. Samples analyzed on 10/30/14. MS/MSD performed on an SNL sample from another SDG.

## Inorganic Metals Worksheet

AR/COC #: 615826

SDG #: 359857

Matrix: Aqueous

Laboratory Sample IDs: 359857003

Method/Batch #s: **3005A/6020** (ICP-MS): 1430900(prepare)/1430903

ICPMS Mass Cal (pass/fail) pass

ICPMS Resolution (pass/fail) pass

Analyte (outliers)	Calibration						Method Blank	5X Blank or 5X MDL	LCS %R	MS %R	Lab Rep. RPD	Serial Dil. %D	ICS AB %R	ICS A ± MDL	CRA/ CRI %R						
	Int.	R <sup>2</sup>	ICV	CCV	ICB	CCB															
U	✓	✓	✓	✓	0.072J	✓	✓	0.36	✓	✓	✓	10.6	NA	NA	✓						
Cd	✓	✓	✓	✓	✓	✓	0.000146	0.00073	✓	✓	✓	✓	NA	NA	✓						

IS Outliers 60-125%				IS Outliers 80-120%			
Sample ID	%Recovery	%Recovery	%Recovery	CCV/CCB ID	%Recovery	%Recovery	%Recovery
None				None			

**Comments:** HT OK. Matrix QC: performed on SNL samples from other SDGs.

# Radiochemistry Worksheet

AR/COC #: 615826

SDG #: 359857

**Matrix:** Aqueous

Laboratory Sample IDs: 359857- See below

Method/Batch #s: EPA 901.1 (gamma spec): Batch 1431643 Sample -004

Method/Batch #: EPA 900.0 (Gross alpha/beta): Batch 1433145 Sample -005

Method/Batch #s: EPA 906.0 (Tritium): Batch 1432902 Sample -006

Analyte (outliers)	Control Freq.	Control Eval.	Method Blank	5X Blank or 5X MDC	LCS %R	MS %R	MSD %R	MS/ MSD RER	Lab Rep. RER	EB			
None													
Tracer/Carrier Recovery Outliers													
Sample ID	Tracer/Carrier	%R	Sample ID			Tracer/Carrier	%R	Sample ID			Tracer/Carrier	%R	
None													

Comments: **Matrix QC: 900.0 and -906.0:** Performed on SNL samples from other SDGs. **901.1:** Performed on sample -004.

Gross alpha/beta parent and DUP = 150 ml, MS/MSD=25 ml (6X dilution)-results qualified.



# CONTRACT LABORATORY ANALYSIS REQUEST AND CHAIN OF CUSTODY

Internal Lab

Page 1 of 1

Batch No.		SMO Use		AR/COC		615826						
Project Name: MWL GWM/SVM		Date Samples Shipped: 10/23/14		SMO Authorization: [Signature]		<input type="checkbox"/> Waste Characterization <input type="checkbox"/> RMMA <input type="checkbox"/> Released by COC No. <input checked="" type="checkbox"/> 4° Celsius						
Project/Task Manager: Tim Jackson		Carrier/Waybill No. 225502		SMO Contact Phone: Lorraine Herrera/505-844-3199		Bill to: Sandia National Laboratories (Accounts Payable), P.O. Box 5800, MS-0154 Albuquerque, NM 87185-0154						
Project/Task Number: 146422.10.11.01 08		Lab Contact: Edie Kent/803-556-8171		Send Report to SMO: Rita Kavanaugh/505-284-2553		359857						
Service Order: CF01-15		Lab Destination: GEL		Contract No.: PO 1303873								
Tech Area:		Building:		Room:		Operational Site:						
Sample No.	Fraction	Sample Location Detail	Depth (ft)	Date/Time Collected	Sample Matrix	Container Type	Volume	Preservative	Collection Method	Sample Type	Parameter & Method Requested	Lab Sample ID
096699	-001	MWL-FB2	NA	10/16/14 13:03	DIW	G	3x40 ml	HCL	G	FB	VOC (LTMMMP List) (SW846-8260B)	001
096700	-001	MWL-EB1	NA	10/16/14 13:03	DIW	G	3x40 ml	HCL	G	EB	VOC (LTMMMP List) (SW846-8260B)	002
096700	-010	MWL-EB1	NA	10/16/14 13:04	DIW	P	500 ml	HNO3	G	EB	Metals (Cd,Cr,Ni,U)(SW846-6020)	003
096700	-033	MWL-EB1	NA	10/16/14 13:05	DIW	P	1 L	HNO3	G	EB	Gamma Spectroscopy (EPA 901.0)	004
096700	-034	MWL-EB1	NA	10/16/14 13:06	DIW	P	1 L	HNO3	G	EB	Gross Alpha and Beta (EPA 900.0)	005
096700	-036	MWL-EB1	NA	10/16/14 13:07	DIW	AG	250 ml	None	G	EB	Tritium (EPA 906.0)	006
096700	-037	MWL-EB1	NA	10/16/14 13:08	DIW	AG	2x40 ml	None	G	EB	Radon (SM 7500 Rn B)	007
096701	-001	MWL-TB2	NA	10/16/14 13:03	DIW	G	3x40 ml	HCL	G	TB	VOC (LTMMMP List) (SW846-8260B)	008
Last Chain: <input type="checkbox"/> Yes		Sample Tracking		SMO Use		Special Instructions/QC Requirements:		Conditions on Receipt				
Validation Req'd: <input checked="" type="checkbox"/> Yes		Date Entered:		EDD <input checked="" type="checkbox"/> Yes <input type="checkbox"/> No		Turnaround Time <input type="checkbox"/> 7 Day* <input type="checkbox"/> 15 Day* <input checked="" type="checkbox"/> 30 Day						
Background: <input type="checkbox"/> Yes		Entered by:		Negotiated TAT <input type="checkbox"/>		Sample Disposal <input type="checkbox"/> Return to Client <input checked="" type="checkbox"/> Disposal by Lab						
Confirmatory: <input type="checkbox"/> Yes		QC inits.:		Return Samples By:		Comments: Send report to Tim Jackson/4142/MS 0729/284-2547						
Sample Team Members		Name		Signature		Init.		Company/Organization/Phone/Cell				
		Robert Lynch		[Signature]		RL		SNL/4142/505-844-4013/505-250-7090				
		Alfred Santillanes		[Signature]		AS		SNL/4142/505-844-5130/505-228-0710				
		William Gibson		[Signature]		WG		SNL/4142/505-284-3307/505-239-7367				
1. Relinquished by [Signature]		Org. 4142		Date 10/23/14		Time 11:33		3. Relinquished by				
1. Received by [Signature]		Org. 4142		Date 10/23/14		Time 1433		3. Received by				
2. Relinquished by [Signature]		Org. 4142		Date 10/23/14		Time 1200		4. Relinquished by				
2. Received by [Signature]		Org. GEL		Date 10-24-14		Time 0810		4. Received by				

\*Prior confirmation with SMO required for 7 and 15 day TAT

**AR/COC NUMBER 615827**

**AR/COC NUMBERS 615828, 615829**

## Memorandum

Date: December 2, 2014  
To: File  
From: Monica Dymerski  
Subject: GC/MS Organic Data Review and Validation – SNL  
Site: MWL GWM/SVM  
AR/COC: 615828 and 615829  
SDG: 359428  
Laboratory: GEL  
Project/Task: 146422.10.11.08  
Analysis: VOCs

See the attached Data Validation Worksheets for supporting documentation on the data review and validation. Data are evaluated using SNL/NM SMO AOP 00-03 Rev 4.

### Summary

Six samples were prepared and analyzed with accepted procedures using method EPA 8260B (VOCs). All compounds were successfully analyzed. Problems were identified with the data package that resulted in the qualification of data.

1. The ICAL %RSD was  $>40\%$  but  $\leq 60\%$ , the ICV and CCV associated with all samples *except* -010 %Ds were  $>20\%$  but  $\leq 40\%$  with negative bias, and the CCV associated with sample -010 %D was  $>40\%$  but  $\leq 60\%$  with negative bias for methylene chloride. All associated sample results were non-detects and will be **qualified UJ,I3,C3**.
2. The ICAL %RSD was  $>15\%$  but  $\leq 40\%$ , and the ICV %D was  $>20\%$  but  $\leq 40\%$  with negative bias for bromomethane. The associated sample results were non-detects and will be **qualified UJ,I3,C3**.
3. The ICAL intercept was negative with absolute value  $>$  the MDL but  $\leq 3X$  the MDL for dibromochloromethane. The associated results for samples -002, -008, -010, and -016 were non-detects and will be **qualified UJ,I5**.
4. The MS and MSD %Rs were  $<$  the lower acceptance limit but  $\geq 10\%$  for methylene chloride. The associated sample results were non-detects and will be **qualified UJ,MS3**.

Data are acceptable and reported QC measures appear to be adequate. The following sections discuss the data review and validation.

### Holding Times

The samples were analyzed within the prescribed holding time and were properly preserved.



### **Instrument Tune**

All instrument tune requirements were met.

### **Calibration**

The initial calibration and continuing calibration data met QC acceptance criteria except as noted above in the Summary section and as follows.

The ICAL intercept was negative with absolute value and  $>$  the MDL but  $\leq 3X$  the MDL for dibromochloromethane. The associated results for samples -001 and -009 were detects  $> 3X$  the absolute value of the intercept and will not be qualified.

The ICAL %RSD was  $> 15\%$  and  $\leq 40\%$  for bromoform. The associated sample results were non-detects and, since no second calibration infraction occurred for that analyte, will not be qualified.

The %Ds were  $> 20\%$  with positive bias for dichlorodifluoromethane in CCVs associated with all samples, and for acetone in the CCV associated with all samples *except* -010. The associated sample results were non-detects and will not be qualified.

### **Blanks**

No target analytes were detected in the blanks except as follows. Bromodichloromethane, chloroform, and dibromochloromethane were detected at concentrations  $>$  the PQL in FB sample -001, associated with sample -002, and in FB sample -009, associated with sample -010. The associated sample results were non-detects and will not be qualified.

### **Surrogates**

All surrogate recoveries met QC acceptance criteria.

### **Internal Standards**

All internal standards met QC acceptance criteria.

### **Matrix Spike/Matrix Spike Duplicate (MS/MSD)**

All MS/MSD acceptance criteria were met except as noted above in the Summary section..

### **Laboratory Control Sample (LCS)**

All LCS acceptance criteria were met except as follows. The %Rs were  $<$  the lower acceptance limit but  $\geq 10\%$  for methylene chloride for LCSs associated with all samples. One recovery per LCS is allowed to fall outside acceptance criteria since 36 analytes were reported. No sample data will be qualified as a result.

### **Detection Limits/Dilutions**

All detection limits were properly reported. The samples were not diluted.

### **Tentatively Identified Compounds (TICs)**

TIC reports were not required.

**Other QC**

Two trip blanks were submitted, one for each ARCOC. Two FBs were submitted with the ARCOC, one for each ARCOC.

No other specific issues that affect data quality were identified.

**Reviewed by:** Mary Donovan

**Level:** I

**Date:** 12/03/14

---

## Memorandum

Date: December 2, 2014  
To: File  
From: Monica Dymerski  
Subject: Inorganic Data Review and Validation – SNL  
Site: MWL GWM/SVM  
AR/COC: 615828 and 615829  
SDG: 359428  
Laboratory: GEL  
Project/Task: 146422.10.11.08  
Analysis: Metals

See the attached Data Validation Worksheets for supporting documentation on the data review and validation. This validation was performed according to SNL/NM ER Project AOP 00-03 Rev 4.

### **Summary**

Two unfiltered samples were prepared and analyzed with approved procedures using method EPA 6020 (ICP-MS). Data were reported for all required analytes. No problems were identified with the data package that resulted in the qualification of data.

Data are acceptable and reported QC measures appear to be adequate. The following sections discuss the data review and validation.

### **Holding Times and Preservation**

The samples were prepared and analyzed within the prescribed holding times and were properly preserved.

### **ICP-MS Instrument Tune**

The ICP-MS tunes met QC acceptance criteria.

### **Calibration**

All initial and continuing calibration criteria met QC acceptance criteria.

### **Reporting Limit Verification**

All CRA/CRI recoveries associated with the samples met QC acceptance criteria.

It should be noted that the CRI was analyzed at the PQL and not at 2X the PQL for all target analytes.

**Blanks**

No target analytes were detected in the blanks except as follows. U was detected in a bracketing CCB at < the PQL. The associated sample results were detects >5X the ICB concentration and will not be qualified.

**ICP -MS Internal Standards**

The ICP-MS internal standards met QC acceptance criteria.

**Matrix Spike (MS)**

The MS met all QC acceptance criteria.

**Laboratory Replicate**

The replicate met all QC acceptance criteria.

**Laboratory Control Sample (LCS)**

The LCS met all QC acceptance criteria.

**Detection Limits/Dilutions**

All detection limits were properly reported. The samples were not diluted.

**ICP Interference Check Sample (ICS A and AB)**

Results of the ICS A and AB analyses were not evaluated because the sample concentration of Ca, Mg, Al and Fe were < that in the ICS solution.

**ICP Serial Dilution**

The serial dilutions met all QC acceptance criteria.

**Other QC**

No other specific issues that affect data quality were identified.

**Reviewed by:** Mary Donovan

**Level:** I

**Date:** 12/03/14

## Memorandum

Date: December 2, 2014

To: File

From: Monica Dymerski

Subject: Radiochemical Data Review and Validation – SNL  
Site: MWL GWM/SVM  
AR/COC: 615828 and 615829  
SDG: 359428  
Laboratory: GEL  
Project/Task: 146422.10.11.08  
Analysis: RAD

See the attached Data Validation Worksheets for supporting documentation on the data review and validation. This validation was performed according to SNL/NM ER Project AOP 00-03 Rev 4.

### Summary

Two samples were prepared and analyzed with approved procedures using methods EPA 901.1 (gamma spec – short list), EPA 900.0 (gross alpha/beta), EPA 906.0 (tritium), and SM 7500 Rn B (Radon-222 by Liquid Scintillation). Problems were identified with the data package that resulted in the qualification of data.

### Gamma Spec:

1. All sample results which were either  $<$  the associated 2-sigma TPU or  $<$  the associated MDA will be **qualified BD,FR3**.
2. No peaks were identified for Am-241 for sample 359428012. The sample result should be considered a non-detect at the MDA and will be **qualified BD,Z2**.

### Gross Alpha/Beta:

1. The relative dilution factor between the parent sample and the gross alpha/beta MS/MSD QC samples was  $>5$  and, as a result, the MS/MSD analyses were not used to evaluate gross alpha and gross beta sample data. The associated sample results will be **qualified J,MS1**.

### Tritium:

1. All sample results which were either  $<$  the associated 2-sigma TPU or  $<$  the associated MDA will be **qualified BD,FR3**.

### Radon-222:

1. The Rn-222 result for sample -015 was  $>$  the MDA but  $\leq 3X$  the MDA and will be **qualified J,FR7**.

#### **Holding Times and Preservation**

The sample fractions were prepared and analyzed within the prescribed holding times and were properly preserved.

#### **Quantification**

All quantification criteria were met except as noted above in the Summary section.

#### **Calibration**

The case narratives stated that the instruments used were properly calibrated.

#### **Blanks**

No target analytes were detected in the blanks at concentrations  $>$  the MDA and 2-sigma TPU.

#### **Tracer/Carrier Recovery**

Tracers and /or carriers are not required for the methods used.

#### **Matrix Spike/Matrix Spike Duplicate (MS/MSD)**

The MS/MSD met all QC acceptance criteria except as noted above in the Summary section.

#### **Tritium:**

It should be noted that the MS/MSD was performed on a sample of similar matrix from another SNL SDG. No sample data will be qualified as a result.

#### **Laboratory Replicate**

All replicate error ratio acceptance criteria were met.

#### **Tritium:**

It should be noted that the replicate was performed on a sample of similar matrix from another SNL SDG. No sample data will be qualified as a result.

#### **Laboratory Control Sample (LCS)**

All LCS recoveries met QC acceptance criteria.

#### **Detection Limits/Dilutions**

The samples were not diluted. All required detection limits were met.

#### **Other QC**

No other specific issues that affect data quality were identified.

**Reviewed by:** Mary Donovan

**Level:** I

**Date:** 12/03/14

---



## Sample Findings Summary



AR/COC: 615828, 615829

Page 1 of 2

Analytical Method	Sample ID	Analyte Name (CAS#)	Qualifier, RC
<b>EPA 900.0/SW846 9310</b>			
	096707-034/MWL-MW9	ALPHA (12587-46-1)	J, MS1
	096707-034/MWL-MW9	BETA (12587-47-2)	J, MS1
	096710-034/MWL-MW8	ALPHA (12587-46-1)	J, MS1
	096710-034/MWL-MW8	BETA (12587-47-2)	J, MS1
<b>EPA 901.1</b>			
	096707-033/MWL-MW9	Americium-241 (14596-10-2)	BD, FR3
	096707-033/MWL-MW9	Cesium-137 (10045-97-3)	BD, FR3
	096707-033/MWL-MW9	Cobalt-60 (10198-40-0)	BD, FR3
	096707-033/MWL-MW9	Potassium-40 (13966-00-2)	BD, FR3
	096710-033/MWL-MW8	Americium-241 (14596-10-2)	BD, Z2
	096710-033/MWL-MW8	Cesium-137 (10045-97-3)	BD, FR3
	096710-033/MWL-MW8	Cobalt-60 (10198-40-0)	BD, FR3
	096710-033/MWL-MW8	Potassium-40 (13966-00-2)	BD, FR3
<b>EPA 906.0 Modified</b>			
	096707-036/MWL-MW9	Tritium (10028-17-8)	BD, FR3
	096710-036/MWL-MW8	Tritium (10028-17-8)	BD, FR3
<b>SM 7500 Rn B</b>			
	096710-037/MWL-MW8	Radon-222 (14859-67-7)	J, FR7
<b>SW846 8260B DOE-AL</b>			
	096706-001/MWL-FB4	Bromomethane (74-83-9)	UJ, I3,C3
	096706-001/MWL-FB4	Methylene chloride (75-09-2)	UJ, I3,C3,MS3
	096707-001/MWL-MW9	Bromomethane (74-83-9)	UJ, I3,C3
	096707-001/MWL-MW9	Dibromochloromethane (124-48-1)	UJ, I5
	096707-001/MWL-MW9	Methylene chloride (75-09-2)	UJ, I3,C3,MS3
	096708-001/MWL-TB4	Bromomethane (74-83-9)	UJ, I3,C3



Analytical Method	Sample ID	Analyte Name (CAS#)	Qualifier, RC
	096708-001/MWL-TB4	Dibromochloromethane (124-48-1)	UJ, I5
	096708-001/MWL-TB4	Methylene chloride (75-09-2)	UJ, I3,C3,MS3
	096709-001/MWL-FB5	Bromomethane (74-83-9)	UJ, I3,C3
	096709-001/MWL-FB5	Methylene chloride (75-09-2)	UJ, I3,C3,MS3
	096710-001/MWL-MW8	Bromomethane (74-83-9)	UJ, I3,C3
	096710-001/MWL-MW8	Dibromochloromethane (124-48-1)	UJ, I5
	096710-001/MWL-MW8	Methylene chloride (75-09-2)	UJ, I3,C3,MS3
	096711-001/MWL-TB5	Bromomethane (74-83-9)	UJ, I3,C3
	096711-001/MWL-TB5	Dibromochloromethane (124-48-1)	UJ, I5
	096711-001/MWL-TB5	Methylene chloride (75-09-2)	UJ, I3,C3,MS3

All other analyses met QC acceptance criteria; no further data should be qualified.

## Data Validation Summary Worksheet

AR/COC #: 615828 and 615829

Site/Project: MWL GWM/SVM

Validation Date: 12/02/2014

SDG #: 359428

Laboratory: GEL Laboratories LLC

Validator: Monica Dymerski

Matrix: Aqueous

# of Samples: 16      CVR present: Yes

Analysis Type:    X Organic   X Metals

AR/COC(s) present: Yes

Sample Container Integrity: OK

X Rad      Gen Chem

### Requested Analyses Not Reported

Sample Number	Laboratory ID	organic	genchem	metals	rad	Comments
None						

### Hold Time/Preservation Outliers

Sample Number	Laboratory ID	Analysis	Pres.	Coll. Date	Prep. Date	Anal. Date	Anal. within 2X HT	Anal. beyond 2X HT
None								

Comments: Samples collected 10/20 and 21/2014.

Revised 7/2007

Validated By: \_\_\_\_\_ Monica Dymerski \_\_\_\_\_

## Organic Worksheet (GC/MS)

AR/COC #: 615828 and 615829

SDG #:359428

**Matrix:** Aqueous

Laboratory Sample IDs: 359428 001, -002, -008, -009, -010, and -016

Method/Batch #s: 8260B: 1432564 Tuning (pass/fail): pass

TICs Required? (yes/no) no

[illegible]

Comments: HTs OK, ICAL VOAA 10/28/14. \*Samples -001, -002, -008, -009, and -016 analyzed on 10/31/14. \*\*Sample -010 analyzed on 11/3/14. MS/MSD performed on sample -002.

## Inorganic Metals Worksheet

AR/COC #: 615828 and 615829

SDG #: 359428

Matrix: Aqueous

Laboratory Sample IDs: 359428003 and -011

Method/Batch #s: **3005A/6020** (ICP-MS): 1429712(prepare)/1429714

ICPMS Mass Cal (pass/fail) pass

ICPMS Resolution (pass/fail) pass

Analyte (outliers)	Calibration						Method Blank	5X Blank or 5X MDL	LCS %R	MS %R	Lab Rep. RPD	Serial Dil. %D	ICS AB %R	ICS A ± MDL	CRA/ CRI %R					
	Int.	R <sup>2</sup>	ICV	CCV	ICB	CCB														
U	✓	✓	✓	✓	✓	0.14 8J	✓	0.740	✓	✓	✓	✓	NA	NA	✓					

IS Outliers 60-125%				IS Outliers 80-120%			
Sample ID	%Recovery	%Recovery	%Recovery	CCV/CCB ID	%Recovery	%Recovery	%Recovery
None				None			

Comments: HTs OK. Matrix QC: performed on sample -003.

# Radiochemistry Worksheet

AR/COC #: 615828 and 615829

SDG #: 359428

Matrix: Aqueous

Laboratory Sample IDs: 359428- See below

Method/Batch #s: EPA 901.1 (gamma spec): Batch 1429632 Samples -004 and -012

Method/Batch #s: EPA 900.0 (Gross alpha/beta): Batch 1433145 Samples -005 and -013

Method/Batch #s: EPA 906.0 (Tritium): Batch 1432902 Samples -006 and -014

Method/Batch #s: SM 7500 Rn B (Radon): Batch 1430187 Samples -007 and -015

Analyte (outliers)	Control Freq.	Control Eval.	Method Blank	5X Blank or 5X MDC	LCS %R	MS %R	MSD %R	MS/ MSD RER	Lab Rep. RER	EB (359857)	5X EB		
None													
Tracer/Carrier Recovery Outliers													
Sample ID	Tracer/Carrier	%R	Sample ID			Tracer/Carrier	%R	Sample ID			Tracer/Carrier	%R	
None													

Comments: **Matrix QC:** 901.1: Performed on sample -004. **900.0:** Performed on sample -005. **906.0:** Performed on an SNL sample from another SDG. **SM 7500 Rn B:** Performed on sample -007.

Gross alpha/beta parent and DUP = 150 ml, MS/MSD=25 ml (6X dilution)-results qualified.

# CONTRACT LABORATORY ANALYSIS REQUEST AND CHAIN OF CUSTODY

Internal Lab

Page 1 of 1

Batch No.

SMO Use

AR/COC **615828**

Project Name: MWL GWM	Date Samples Shipped: 10/20/14	SMO Authorization: <i>[Signature]</i>	<input type="checkbox"/> Waste Characterization
Project/Task Manager: Tim Jackson	Carrier/Waybill No. 223993	SMO Contact Phone: Lorraine Herrera/505-844-3199	<input type="checkbox"/> RMMA
Project/Task Number: 146422.10.11.08	Lab Contact: Edie Kent/803-556-8171	Send Report to SMO: Rita Kavanaugh/505-284-2553	<input type="checkbox"/> Released by COC No. <input checked="" type="checkbox"/> 4° Celsius
Service Order: CF01-15	Lab Destination: GEL		
	Contract No.: PO 1303873		

Tech Area:	Building:	Room:	Operational Site:
			Bill to: Sandia National Laboratories (Accounts Payable), P.O. Box 5800, MS-0154 Albuquerque, NM 87185-0154 <span style="float: right;">359428</span>

Sample No.	Fraction	Sample Location Detail	Depth (ft)	Date/Time Collected	Sample Matrix	Container		Preservative	Collection Method	Sample Type	Parameter & Method Requested	Lab Sample ID
						Type	Volume					
✓ 096706	-001	MWL-FB4	NA	10/20/14 10:19	DIW	G	3x40 ml	HCL	G	FB	VOC (LTMMMP List) (SW846-8260B)	001
✓ 096707	-001	MWL-MW9	497	10/20/14 10:19	GW	G	3x40 ml	HCL	G	SA	VOC (LTMMMP List) (SW846-8260B)	002
✓ 096707	-010	MWL-MW9	497	10/20/14 10:21	GW	P	500 ml	HNO3	G	SA	Metals (Cd,Cr,Ni,U)(SW846-6020)	003
✓ 096707	-033	MWL-MW9	497	10/20/14 10:22	GW	P	1 L	HNO3	G	SA	Gamma Spectroscopy (EPA 901.0)	004
✓ 096707	-034	MWL-MW9	497	10/20/14 10:24	GW	P	1 L	HNO3	G	SA	Gross Alpha and Beta (EPA 900.0)	005
✓ 096707	-036	MWL-MW9	497	10/20/14 10:26	GW	AG	250 ml	None	G	SA	Tritium (EPA 906.0)	006
✓ 096707	-037	MWL-MW9	497	10/20/14 10:27	GW	AG	2x40 ml	None	G	SA	Radon (SM 7500 Rn B)	007
✓ 096708	-001	MWL-TB4	NA	10/20/14 10:19	DIW	G	3x40 ml	HCL	G	TB	VOC (LTMMMP List) (SW846-8260B)	008

Last Chain: <input type="checkbox"/> Yes	Sample Tracking	SMO Use	Special Instructions/QC Requirements:	Conditions on Receipt	
Validation Req'd: <input checked="" type="checkbox"/> Yes	Date Entered:		EDD <input checked="" type="checkbox"/> Yes <input type="checkbox"/> No		
Background: <input type="checkbox"/> Yes	Entered by:		Turnaround Time <input type="checkbox"/> 7 Day* <input type="checkbox"/> 15 Day* <input checked="" type="checkbox"/> 30 Day		
Confirmatory: <input type="checkbox"/> Yes	QC initials:		Negotiated TAT <input type="checkbox"/>		
Sample Team Members	Name	Signature	Init.	Company/Organization/Phone/Cell	Sample Disposal <input type="checkbox"/> Return to Client <input checked="" type="checkbox"/> Disposal by Lab
	Robert Lynch	<i>[Signature]</i>	RL	SNL/4142/505-844-4013/505-250-7090	Return Samples By:
	Alfred Santillanes	<i>[Signature]</i>	AS	SNL/4142/505-844-5130/505-228-0710	
	William Gibson	<i>[Signature]</i>	WG	SNL/4142/505-284-3307/505-239-7367	
					Comments: Send report to Tim Jackson/4142/MS 0729/284-2547 Report specific list of VOCs (LTMMMP list provided by SNL/NM SMO). Report short list isotopes for Gamma Spectroscopy.

1. Relinquished by <i>[Signature]</i> Org. 4142 Date 10/20/14 Time 1053	3. Relinquished by	Org.	Date	Time
1. Received by <i>[Signature]</i> Org. 4142 Date 10/20/14 Time 1053	3. Received by	Org.	Date	Time
2. Relinquished by <i>[Signature]</i> Org. 4142 Date 10/20/14 Time 1120	4. Relinquished by	Org.	Date	Time
2. Received by <i>[Signature]</i> Org. 666 Date 10/21/14 Time 0740	4. Received by	Org.	Date	Time

\*Prior confirmation with SMO required for 7 and 15 day TAT



# CONTRACT LABORATORY ANALYSIS REQUEST AND CHAIN OF CUSTODY

Internal Lab


Page 1 of 1

Batch No.

SMO Use




AR/COC





615829

Project Name: MWL GWM / SVM	Date Samples Shipped: 10/21/14	SMO Authorization: 	<input type="checkbox"/> Waste Characterization
Project/Task Manager: Tim Jackson	Carrier/Waybill No: 225345	SMO Contact Phone: Lorraine Herrera/505-844-3199	<input type="checkbox"/> RMMA
Project/Task Number: 146422.10.11.08	Lab Contact: Edie Kent/803-556-8171	Send Report to SMO: Rita Kavanaugh/505-284-2553	<input type="checkbox"/> Released by COC No. <input checked="" type="checkbox"/> 4° Celsius
Service Order: CF01-15	Lab Destination: GEL		
	Contract No.: PO 1303873		

Tech Area:	Building:	Room:	Operational Site:
------------	-----------	-------	-------------------

Sample No.	Fraction	Sample Location Detail	Depth (ft)	Date/Time Collected	Sample Matrix	Container		Preservative	Collection Method	Sample Type	Parameter & Method Requested	Lab Sample ID
						Type	Volume					
096709	-001	MWL-FB5	NA	10/21/14 10:58	DIW	G	3x40 ml	HCL	G	FB	VOC (LTMMMP List) (SW846-8260B)	009
096710	-001	MWL-MW8	497	10/21/14 10:58	GW	G	3x40 ml	HCL	G	SA	VOC (LTMMMP List) (SW846-8260B)	010
096710	-010	MWL-MW8	497	10/21/14 11:00	GW	P	500 ml	HNO3	G	SA	Metals (Cd,Cr,Ni,U)(SW846-6020)	011
096710	-033	MWL-MW8	497	10/21/14 11:02	GW	P	1 L	HNO3	G	SA	Gamma Spectroscopy (EPA 901.0)	012
096710	-034	MWL-MW8	497	10/21/14 11:05	GW	P	1 L	HNO3	G	SA	Gross Alpha and Beta (EPA 900.0)	013
096710	-036	MWL-MW8	497	10/21/14 11:07	GW	AG	250 ml	None	G	SA	Tritium (EPA 906.0)	014
096710	-037	MWL-MW8	497	10/21/14 11:09	GW	AG	2x40 ml	None	G	SA	Radon (SM 7500 Rn B)	015
096711	-001	MWL-TB5	NA	10/21/14 10:58	DIW	G	3x40 ml	HCL	G	TB	VOC (LTMMMP List) (SW846-8260B)	016

Last Chain: <input checked="" type="checkbox"/> Yes	Sample Tracking SMO Use	Special Instructions/QC Requirements:	Conditions on Receipt			
Validation Req'd: <input checked="" type="checkbox"/> Yes	Date Entered:	EDD <input checked="" type="checkbox"/> Yes <input type="checkbox"/> No				
Background: <input type="checkbox"/> Yes	Entered by:	Turnaround Time <input type="checkbox"/> 7 Day* <input type="checkbox"/> 15 Day* <input checked="" type="checkbox"/> 30 Day				
Confirmatory: <input type="checkbox"/> Yes	QC initials:	Negotiated TAT <input type="checkbox"/>				
Sample Team Members	Name	Signature	Init.	Company/Organization/Phone/Cell	Sample Disposal <input type="checkbox"/> Return to Client <input checked="" type="checkbox"/> Disposal by Lab	Lab Use
	Robert Lynch		RL	SNL/4142/505-844-4013/505-250-7090	Return Samples By:	
	Alfred Santillanes		AS	SNL/4142/505-844-5130/505-228-0710	Comments: Send report to Tim Jackson/4142/MS 0729/284-2547 Report specific list of VOCs (LTMMMP list provided by SNL/NM SMO). Report short list isotopes for Gamma Spectroscopy.	
	William Gibson		WG	SNL/4142/505-284-3307/505-239-7367		

1. Relinquished by 	Org. 4142	Date 10/21/14	Time 11:30	3. Relinquished by	Org.	Date	Time
1. Received by 	Org. 4142	Date 10/21/14	Time 11:50	3. Received by	Org.	Date	Time
2. Relinquished by 	Org. 4142	Date 10/21/14	Time 11:50	4. Relinquished by	Org.	Date	Time
2. Received by 	Org. 4142	Date 10/21/14	Time 07:40	4. Received by	Org.	Date	Time

\*Prior confirmation with SMO required for 7 and 15 day TAT

**AR/COC NUMBERS 615889, 615890**



## Memorandum

Date: December 9, 2014  
To: File  
From: Monica Dymerski  
Subject: Radiochemical Data Review and Validation – SNL  
Site: MWL GWM/SVM  
AR/COC: 615889 and 615890  
SDG: 360118  
Laboratory: GEL  
Project/Task: 146422.10.11.08  
Analysis: RAD

See the attached Data Validation Worksheets for supporting documentation on the data review and validation. This validation was performed according to SNL/NM ER Project AOP 00-03 Rev 4.

### Summary

Three samples were prepared and analyzed with approved procedures using method SM 7500 Rn B (Radon-222 by Liquid Scintillation). Problems were identified with the data package that resulted in the qualification of data.

1. The result for sample 360118003 was < the associated MDA and will be **qualified BD,FR3**.
2. The results for samples -001 and -002 were > the MDA but  $\leq 3X$  the MDA and will be **qualified J,FR7**.

### Holding Times and Preservation

The samples were prepared and analyzed within the prescribed holding times and were properly preserved.

### Quantification

All quantification criteria were met except as noted above in the Summary section.

### Calibration

The case narratives stated that the instruments used were properly calibrated.

### Blanks

No target analytes were detected in the blanks at concentrations > the MDA and 2-sigma TPU.

**Tracer/Carrier Recovery**

Tracers and /or carriers are not required for the method used.

**Matrix Spike (MS)**

The MS met all QC acceptance criteria.

**Laboratory Replicate**

All replicate error ratio acceptance criteria were met.

**Laboratory Control Sample (LCS)**

All LCS recoveries met QC acceptance criteria.

**Detection Limits/Dilutions**

The samples were not diluted. All required detection limits were met.

**Other QC**

An EB was submitted with ARCO 615889 and is associated with the samples from ARCO 615890. A field duplicate pair was submitted with ARCO 615890. There are no "required" review criteria for field duplicate analyses comparability; no data will be qualified as a result.

No other specific issues that affect data quality were identified.

**Reviewed by:** Mary Donovan

**Level:** I

**Date:** 12/09/14



## Sample Findings Summary



AR/COC: 615889, 615890

Page 1 of 1

Analytical Method	Sample ID	Analyte Name (CAS#)	Qualifier, RC
SM 7500 Rn B	096856-037/MWL-EB2	Radon-222 (14859-67-7)	BD, FR3
	096857-037/MWL-MW7	Radon-222 (14859-67-7)	J, FR7
	096858-037/MWL-MW7	Radon-222 (14859-67-7)	J, FR7

All other analyses met QC acceptance criteria; no further data should be qualified.

## Data Validation Summary Worksheet

AR/COC #: 615889 and 615890

Site/Project: MWL GWM/SVM

Validation Date: 12/09/2014

SDG #: 360118

Laboratory: GEL Laboratories LLC

Validator: Monica Dymerski

Matrix: Aqueous

# of Samples: 3

CVR present: Yes

Analysis Type: Organic Metals

AR/COC(s) present: Yes

Sample Container Integrity: OK

X Rad    Gen Chem

Requested Analyses Not Reported						
Sample Number	Laboratory ID	organic	genchem	metals	rad	Comments
None						

Hold Time/Preservation Outliers								
Sample Number	Laboratory ID	Analysis	Pres.	Coll. Date	Prep. Date	Anal. Date	Anal. within 2X HT	Anal. beyond 2X HT
None								

Comments: Samples collected 10/28-29/2014.

Revised 7/2007

Validated By: \_\_\_\_\_ Monica Dymerski \_\_\_\_\_

# Radiochemistry Worksheet

AR/COC #: 615889 and 615890

SDG #: 360118

**Matrix:** Aqueous

Laboratory Sample IDs: 360118001 through -003

Method/Batch #s: SM 7500 Rn B (Radon): Batch 1432418

Analyte (outliers)	Control Freq.	Control Eval.	Method Blank	5X Blank or 5X MDC	LCS %R	MS %R	MSD %R	MS/ MSD RER	Lab Rep. RER	EB -003	5X EB		
None													
Tracer/Carrier Recovery Outliers													
Sample ID	Tracer/Carrier	%R	Sample ID			Tracer/Carrier	%R	Sample ID			Tracer/Carrier	%R	
NA													

Comments: HTs OK. Matrix QC performed on sample -001.

Revised 7/2007

# CONTRACT LABORATORY ANALYSIS REQUEST AND CHAIN OF CUSTODY

Internal Lab

Page 1 of 1Batch No. 1/A

SMO Use

AR/COC **615889**

Project Name: MWL GWM/SVM	Date Samples Shipped: <u>10/29/14</u>	SMO Authorization: <u>[Signature]</u>	<input type="checkbox"/> Waste Characterization <input type="checkbox"/> RMMA <input type="checkbox"/> Released by COC No. <input checked="" type="checkbox"/> <b>4° Celsius</b>
Project/Task Manager: Tim Jackson	Carrier/Waybill No. <u>225754</u>	SMO Contact Phone: <u>910</u>	
Project/Task Number: 146422.10.11.08	Lab Contact: Edie Kent/803-556-8171	Lorraine Herrera/505-844-3199	
Service Order: CF01-15	Lab Destination: GEL	Send Report to SMO:	
	Contract No.: PO 1303873	Rita Kavanaugh/505-284-2553	

Tech Area:	Building:	Room:	Operational Site:
------------	-----------	-------	-------------------

Sample No.	Fraction	Sample Location Detail	Depth (ft)	Date/Time Collected	Sample Matrix	Container		Preservative	Collection Method	Sample Type	Parameter & Method Requested	Lab Sample ID
						Type	Volume					
096856	-037	MWL-EB2	NA	10/28/14 13:48	DIW	AG	2x40 ml	None	G	EB	Radon (SM 7500 Rn B)	003

Last Chain: <input type="checkbox"/> Yes	Sample Tracking	SMO Use	Special Instructions/QC Requirements:	Conditions on Receipt	
Validation Req'd: <input checked="" type="checkbox"/> Yes	Date Entered:		EDD <input checked="" type="checkbox"/> Yes <input type="checkbox"/> No		
Background: <input type="checkbox"/> Yes	Entered by:		Turnaround Time <input type="checkbox"/> 7 Day* <input type="checkbox"/> 15 Day* <input checked="" type="checkbox"/> 30 Day		
Confirmatory: <input type="checkbox"/> Yes	QC inits.:		Negotiated TAT <input type="checkbox"/>		
Sample Team Members	Name	Signature	Init.	Company/Organization/Phone/Cell	Sample Disposal <input type="checkbox"/> Return to Client <input checked="" type="checkbox"/> Disposal by Lab
	Robert Lynch	<u>[Signature]</u>	RL	SNL/4142/505-844-4013/505-250-7090	Return Samples By: Comments: Send report to Tim Jackson/4142/MS 0729/284-2547
	Alfred Santillanes	<u>[Signature]</u>	AS	SNL/4142/505-844-5130/505-228-0710	
	William Gibson	<u>[Signature]</u>	WG	SNL/4142/505-284-3307/505-239-7367	
	Tim Jackson	<u>[Signature]</u>	TJ	SNL/4142/505-284-2547/505-263-6639	

1. Relinquished by <u>Tim Jackson</u> Org. <u>4142</u> Date <u>10/29/14</u> Time <u>1048</u>	3. Relinquished by _____ Org. _____ Date _____ Time _____
1. Received by <u>[Signature]</u> Org. <u>4142</u> Date <u>10/29/14</u> Time <u>1048</u>	3. Received by _____ Org. _____ Date _____ Time _____
2. Relinquished by <u>[Signature]</u> Org. <u>4142</u> Date <u>10/29/14</u> Time <u>1200</u>	4. Relinquished by _____ Org. _____ Date _____ Time _____
2. Received by <u>[Signature]</u> Org. <u>4142</u> Date <u>10/30/14</u> Time <u>0735</u>	4. Received by _____ Org. _____ Date _____ Time _____

\*Prior confirmation with SMO required for 7 and 15 day TAT



CONTRACT LABORATORY  
ANALYSIS REQUEST AND CHAIN OF CUSTODY

Internal Lab

Batch No. *N/A*

SMO Use

AR/COC **615890**

Project Name: MWL GWM/SVM	Date Samples Shipped: <i>10/29/14</i>	SMO Authorization: <i>[Signature]</i>	<input type="checkbox"/> Waste Characterization <input type="checkbox"/> RMMA <input type="checkbox"/> Released by COC No. <input checked="" type="checkbox"/> 4° Celsius
Project/Task Manager: Tim Jackson	Carrier/Waybill No. <i>225754</i>	SMO Contact Phone: <i>910</i>	
Project/Task Number: 146422.10.11.08	Lab Contact: Edie Kent/803-556-8171	Lorraine Herrera/505-844-3199	
Service Order: CF01-15	Lab Destination: GEL	Send Report to SMO: Rita Kavanaugh/505-284-2553	
Contract No.: PO 1303873			

Tech Area:	Operational Site:	Bill to: Sandia National Laboratories (Accounts Payable), P.O. Box 5800, MS-0154 Albuquerque, NM 87185-0154 <i>360118</i>
Building:	Room:	

Sample No.	Fraction	Sample Location Detail	Depth (ft)	Date/Time Collected	Sample Matrix	Container		Preservative	Collection Method	Sample Type	Parameter & Method Requested	Lab Sample ID
						Type	Volume					
096857	-037	MWL-MW7	496	10/29/14 <i>1014</i>	GW	AG	2x40 ml	None	G	SA	Radon (SM 7500 Rn B)	<i>001</i>
096858	-037	MWL-MW7	496	10/29/14 <i>1015</i>	GW	AG	2x40 ml	None	G	DU	Radon (SM 7500 Rn B)	<i>002</i>

Last Chain: <input checked="" type="checkbox"/> Yes	Sample Tracking	SMO Use	Special Instructions/QC Requirements: EDD <input checked="" type="checkbox"/> Yes <input type="checkbox"/> No Turnaround Time <input type="checkbox"/> 7 Day* <input type="checkbox"/> 15 Day* <input checked="" type="checkbox"/> 30 Day Negotiated TAT <input type="checkbox"/> Sample Disposal <input type="checkbox"/> Return to Client <input checked="" type="checkbox"/> Disposal by Lab Return Samples By: Comments: Send report to Tim Jackson/4142/MS 0729/284-2547	Conditions on Receipt
Validation Req'd: <input checked="" type="checkbox"/> Yes	Date Entered:			
Background: <input type="checkbox"/> Yes	Entered by:			
Confirmatory: <input type="checkbox"/> Yes	QC inits.:			
Sample Team Members	Name	Signature		
	Robert Lynch	<i>[Signature]</i>	<i>RL</i>	SNL/4142/505-844-4013/505-250-7090
	Tim Jackson	<i>[Signature]</i>	<i>TJ</i>	SNL/4142/505-284-2547/505-263-6639

1. Relinquished by <i>T=4/4/14</i>	Org. <i>4142</i>	Date <i>10/29/14</i>	Time <i>1050</i>	3. Relinquished by	Org.	Date	Time
1. Received by <i>[Signature]</i>	Org. <i>4142</i>	Date <i>10/29/14</i>	Time <i>1050</i>	3. Received by	Org.	Date	Time
2. Relinquished by <i>[Signature]</i>	Org. <i>4142</i>	Date <i>10/29/14</i>	Time <i>1200</i>	4. Relinquished by	Org.	Date	Time
2. Received by <i>[Signature]</i>	Org. <i>GEL</i>	Date <i>10/30/14</i>	Time <i>0735</i>	4. Received by	Org.	Date	Time

\*Prior confirmation with SMO required for 7 and 15 day TAT

## CONTRACT VERIFICATION REVIEW FORMS

### GROUNDWATER MONITORING

OCTOBER 2014

<b>AR/COC Number</b>	<b>Sample Type</b>
615825	Environmental*
615826	Environmental*
615827	Environmental*
615828	Environmental*
615829	Environmental*
615889	Environmental*
615890	Environmental*

\* AR/COC forms are provided in the Data Validation Section of this Annex.



## Contract Verification Form (CVR)

Project Leader Jackson

Project Name MWL GWM/SVM

Project/Task No. 146422\_10.11.08

ARCOC No. 615825

Analytical Lab GEL

SDG No. 359291

*In the tables below, mark any information that is missing or incorrect and give an explanation.*

### 1.0 Analysis Request and Chain of Custody Record and Log-In Information

Line No.	Item	Complete?		If no, explain
		Yes	No	
1.1	All items on ARCOG complete - data entry clerk initialed and dated	X		
1.2	Container type(s) correct for analyses requested	X		
1.3	Sample volume adequate for # and types of analyses requested	X		
1.4	Preservative correct for analyses requested	X		
1.5	Custody records continuous and complete	X		
1.6	Lab sample number(s) provided and SNL sample number(s) cross referenced and correct	X		
1.7	Date samples received	X		
1.8	Condition upon receipt information provided	X		

### 2.0 Analytical Laboratory Report

Line No.	Item	Complete?		If no, explain
		Yes	No	
2.1	Data reviewed, signature	X		
2.2	Method reference number(s) complete and correct	X		
2.3	QC analysis and acceptance limits provided (MB, LCS, Replicate)	X		
2.4	Matrix spike/matrix spike duplicate data provided	X		
2.5	Detection limits provided; PQL and MDL(or IDL), MDA and Lc	X		
2.6	QC batch numbers provided	X		
2.7	Dilution factors provided and all dilution levels reported	X		
2.8	Data reported in appropriate units and using correct significant figures	X		
2.9	Radiochemistry analysis uncertainty (2 sigma error) and tracer recovery (if applicable) reported	X		
2.10	Narrative provided	X		
2.11	TAT met	X		
2.12	Holding times met	X		
2.13	Contractual qualifiers provided	X		
2.14	All requested result and TIC (if requested) data provided	X		

### 3.0 Data Quality Evaluation

Line No.	Item	Yes	No	If no, Sample ID No./Fraction(s) and Analysis
3.1	Are reporting units appropriate for the matrix and meet contract specified or project-specific requirements? Inorganics and metals reported as ppm (mg/liter or mg/Kg)? Tritium reported in picocuries per liter with percent moisture for soil samples? Units consistent between QC samples and sample data	X		
3.2	Quantitation limit met for all samples	X		
3.3	Accuracy a) Laboratory control sample accuracy reported and met for all samples		X	VOC LCS recovery failed for Methylene chloride (1203198900)
	b) Surrogate data reported and met for all organic samples analyzed by a gas chromatography technique	X		
	c) Matrix spike recovery data reported and met		X	VOC PS recovery failed for Methylene chloride (1203198901)
3.4	Precision a) Replicate sample precision reported and met for all inorganic and radiochemistry samples	X		
	b) Matrix spike duplicate RPD data reported and met for all organic samples	X		
3.5	Blank data a) Method or reagent blank data reported and met for all samples	X		
	b) Sampling blank (e.g., field, trip, and equipment) data reported and met		X	Detected in FB1: Acetone, Bromodichloromethane, Chloroform, Dibromochloromethane (096696-001)

Line No.	Item	Yes	No	If no, Sample ID No./Fraction(s) and Analysis
3.6	Contractual qualifiers provided: "J"- estimated quantity; "B"- analyte found in method blank above the MDL for organic and inorganic; "U"- analyte undetected (results are below the MDL, IDL, or MDA (radiochemical)); "H"- analysis done beyond the holding time; "h" - analysis done beyond the extraction/preparation holding time; "N" - result associated with spike analysis outside control limits	X		
3.7	Narrative addresses planchet flaming for gross alpha/beta	X		
3.8	Narrative included, correct, and complete	X		
3.9	Second column confirmation data provided for methods 8330 (high explosives), pesticides/PCBs 8081 and 8082 and herbicides 8151.	N/A		

#### 4.0 Calibration and Validation Documentation

Line No.	Item	Yes	No	Comments
4.1	GC/MS (8260 and 8270) a) 12-hour tune check provided	X		
	b) Initial calibration provided	X		
	c) Continuing calibration provided	X		
	d) Internal standard performance data provided	X		

Line No.	Item	Yes	No	Comments
	e) Instrument run logs provided	X		
4.2	GC/HPLC (8330, 8082, 9070A, and 8010)	N/A		
	a) Initial calibration provided			
	b) Continuing calibration provided	N/A		
	c) Instrument run logs provided	N/A		
4.3	HRGC/HRMS (1668)	N/A		
	a) 12-hour tune check provided			
	b) Initial calibration provided	N/A		
	c) Continuing calibration provided	N/A		
	d) Internal standard performance data provided	N/A		
	e) Labeled compound recovery data provided	N/A		
	f) RRTs for samples and standards provided	N/A		
	g) Ion abundance ratios for samples and standards provided	N/A		
	h) Instrument run logs provided	N/A		
4.4	LC/MS/MS (6850)	N/A		
	a) Initial calibration provided			
	b) Continuing calibration provided	N/A		
	c) CRI provided	N/A		

Line No.	Item	Yes	No	Comments
	d) Internal standard performance data provided	N/A		
	e) Chlorine isotope ratios provided (perchlorate only)	N/A		
	f) ICS provided (perchlorate only)	N/A		
4.5	Inorganics (metals) a) Initial calibration provided	X		
	b) Continuing calibration provided	X		
	c) ICP interference check sample data provided	X		
	d) ICP serial dilution provided	X		
	e) Instrument run logs provided	X		
4.6	Radiochemistry and General Chemistry a) Instrument run logs provided	X		

## 5.0 Data Anomaly Report

Line No.	Item	Yes	No	If no, explain
5.1	DAR completed for monitoring and surveillance sample data	N/A		
5.2	Problems or outliers noted	N/A		
5.3	Verification or reanalysis requested from lab	N/A		

## 6.0 Problem Resolution

Summarize the findings in the table below. List only samples/fractions for which deficiencies has been noted.

Sample/Fraction No.	Analysis	Problems/Comments/Resolutions
---------------------	----------	-------------------------------

Were deficiencies unresolved? ☒ Yes ☐ No

Based on the review, this data package is complete. ☐ Yes ☒ No

If no, provide nonconformance report or correction request number  and date correction request was submitted: 11-17-2014

Reviewed by: Lorraine R. Herrera Date: 11-19-2014 10:57:00

Were resolutions adequate and data package complete? ☒ Yes ☐ No

Closed by: Lorraine R. Herrera Date: 11-25-2014 10:57:00

## Contract Verification Form (CVR)

Project Leader Jackson

Project Name MWL GWM/SVM

Project/Task No. 146422\_10.11.08

ARCOC No. 615826

Analytical Lab GEL

SDG No. 359857

*In the tables below, mark any information that is missing or incorrect and give an explanation.*

### 1.0 Analysis Request and Chain of Custody Record and Log-In Information

Line No.	Item	Complete?		If no, explain
		Yes	No	
1.1	All items on ARCOG complete - data entry clerk initialed and dated	X		
1.2	Container type(s) correct for analyses requested	X		
1.3	Sample volume adequate for # and types of analyses requested	X		
1.4	Preservative correct for analyses requested	X		
1.5	Custody records continuous and complete	X		
1.6	Lab sample number(s) provided and SNL sample number(s) cross referenced and correct	X		
1.7	Date samples received	X		
1.8	Condition upon receipt information provided	X		

### 2.0 Analytical Laboratory Report

Line No.	Item	Complete?		If no, explain
		Yes	No	
2.1	Data reviewed, signature	X		



Line No.	Item	Complete?		If no, explain
		Yes	No	
2.2	Method reference number(s) complete and correct	X		
2.3	QC analysis and acceptance limits provided (MB, LCS, Replicate)	X		
2.4	Matrix spike/matrix spike duplicate data provided	X		
2.5	Detection limits provided; PQL and MDL(or IDL), MDA and Lc	X		
2.6	QC batch numbers provided	X		
2.7	Dilution factors provided and all dilution levels reported	X		
2.8	Data reported in appropriate units and using correct significant figures	X		
2.9	Radiochemistry analysis uncertainty (2 sigma error) and tracer recovery (if applicable) reported	X		
2.10	Narrative provided	X		
2.11	TAT met	X		
2.12	Holding times met	X		
2.13	Contractual qualifiers provided	X		
2.14	All requested result and TIC (if requested) data provided	X		

### 3.0 Data Quality Evaluation

Line No.	Item	Yes	No	If no, Sample ID No./Fraction(s) and Analysis
3.1	Are reporting units appropriate for the matrix and meet contract specified or project-specific requirements? Inorganics and metals reported as ppm (mg/liter or mg/Kg)? Tritium reported in picocuries per liter with percent moisture for soil samples? Units consistent between QC samples and sample data	X		
3.2	Quantitation limit met for all samples	X		

Line No.	Item	Yes	No	If no, Sample ID No./Fraction(s) and Analysis
3.3	Accuracy a) Laboratory control sample accuracy reported and met for all samples		X	VOC LCS recovery failed for Methylene chloride (1203198900)
	b) Surrogate data reported and met for all organic samples analyzed by a gas chromatography technique	X		
	c) Matrix spike recovery data reported and met		X	VOC PS recovery failed for Methylene chloride (1203198901)
3.4	Precision a) Replicate sample precision reported and met for all inorganic and radiochemistry samples	X		
	b) Matrix spike duplicate RPD data reported and met for all organic samples	X		
3.5	Blank data a) Method or reagent blank data reported and met for all samples		X	Cadmium detected in Metals Method Blank (1203196434)
	b) Sampling blank (e.g., field, trip, and equipment) data reported and met		X	Detected in FB2: Acetone, Bromodichloromethane, Chloroform, Dibromochloromethane (096699-001). Detected in EB2: Bromodichloromethane, Chloroform, Dibromochloromethane (096700-001)
3.6	Contractual qualifiers provided: "J"- estimated quantity; "B"- analyte found in method blank above the MDL for organic and inorganic; "U"- analyte undetected (results are below the MDL, IDL, or MDA (radiochemical)); "H"- analysis done beyond the holding time; "h" - analysis done beyond the extraction/preparation holding time; "N" - result associated with spike analysis outside control limits	X		
3.7	Narrative addresses planchet flaming for gross alpha/beta	X		
3.8	Narrative included, correct, and complete	X		
3.9	Second column confirmation data provided for methods 8330 (high explosives), pesticides/PCBs 8081 and 8082 and herbicides 8151.	N/A		

## 4.0 Calibration and Validation Documentation

Line No.	Item	Yes	No	Comments
4.1	GC/MS (8260 and 8270) a) 12-hour tune check provided	X		

Line No.	Item	Yes	No	Comments
	b) Initial calibration provided	X		
	c) Continuing calibration provided	X		
	d) Internal standard performance data provided	X		
	e) Instrument run logs provided	X		
4.2	GC/HPLC (8330, 8082, 9070A, and 8010)	N/A		
	a) Initial calibration provided			
	b) Continuing calibration provided	N/A		
	c) Instrument run logs provided	N/A		
4.3	HRGC/HRMS (1668)	N/A		
	a) 12-hour tune check provided			
	b) Initial calibration provided	N/A		
	c) Continuing calibration provided	N/A		
	d) Internal standard performance data provided	N/A		
	e) Labeled compound recovery data provided	N/A		
	f) RRTs for samples and standards provided	N/A		
	g) Ion abundance ratios for samples and standards provided	N/A		
	h) Instrument run logs provided	N/A		
4.4	LC/MS/MS (6850)	N/A		
	a) Initial calibration provided			
	b) Continuing calibration provided	N/A		
	c) CRI provided	N/A		
	d) Internal standard performance data provided	N/A		
	e) Chlorine isotope ratios provided (perchlorate only)	N/A		

Line No.	Item	Yes	No	Comments
	f) ICS provided (perchlorate only)	N/A		
4.5	Inorganics (metals)	X		
	a) Initial calibration provided			
	b) Continuing calibration provided	X		
	c) ICP interference check sample data provided	X		
	d) ICP serial dilution provided	X		
	e) Instrument run logs provided	X		
4.6	Radiochemistry and General Chemistry	X		
	a) Instrument run logs provided			

## 5.0 Data Anomaly Report

Line No.	Item	Yes	No	If no, explain
5.1	DAR completed for monitoring and surveillance sample data	N/A		
5.2	Problems or outliers noted	N/A		
5.3	Verification or reanalysis requested from lab	N/A		

## 6.0 Problem Resolution

Summarize the findings in the table below. List only samples/fractions for which deficiencies has been noted.

Sample/Fraction No.	Analysis	Problems/Comments/Resolutions
---------------------	----------	-------------------------------

Were deficiencies unresolved? ☒ Yes ☐ No

Based on the review, this data package is complete. ☒ Yes ☐ No

Reviewed by: Lorraine R. Herrera Date: 11-26-2014 11:08:00

Closed by: Lorraine R. Herrera Date: 11-26-2014 11:08:00

## Contract Verification Form (CVR)

Project Leader Jackson

Project Name MWL GWM/SVM

Project/Task No. 146422\_10.11.08

ARCOC No. 615827

Analytical Lab GEL

SDG No. 359343

*In the tables below, mark any information that is missing or incorrect and give an explanation.*

### 1.0 Analysis Request and Chain of Custody Record and Log-In Information

Line No.	Item	Complete?		If no, explain
		Yes	No	
1.1	All items on ARCOG complete - data entry clerk initialed and dated	X		
1.2	Container type(s) correct for analyses requested	X		
1.3	Sample volume adequate for # and types of analyses requested	X		
1.4	Preservative correct for analyses requested	X		
1.5	Custody records continuous and complete	X		
1.6	Lab sample number(s) provided and SNL sample number(s) cross referenced and correct	X		
1.7	Date samples received	X		
1.8	Condition upon receipt information provided	X		

### 2.0 Analytical Laboratory Report

Line No.	Item	Complete?		If no, explain
		Yes	No	
2.1	Data reviewed. signature	X		

Line No.	Item	Complete?		If no, explain
		Yes	No	
2.2	Method reference number(s) complete and correct	X		
2.3	QC analysis and acceptance limits provided (MB, LCS, Replicate)	X		
2.4	Matrix spike/matrix spike duplicate data provided	X		
2.5	Detection limits provided; PQL and MDL(or IDL), MDA and Lc	X		
2.6	QC batch numbers provided	X		
2.7	Dilution factors provided and all dilution levels reported	X		
2.8	Data reported in appropriate units and using correct significant figures	X		
2.9	Radiochemistry analysis uncertainty (2 sigma error) and tracer recovery (if applicable) reported	X		
2.10	Narrative provided	X		
2.11	TAT met	X		
2.12	Holding times met	X		
2.13	Contractual qualifiers provided	X		
2.14	All requested result and TIC (if requested) data provided	X		

### 3.0 Data Quality Evaluation

Line No.	Item	Yes	No	If no, Sample ID No./Fraction(s) and Analysis
3.1	Are reporting units appropriate for the matrix and meet contract specified or project-specific requirements? Inorganics and metals reported as ppm (mg/liter or mg/Kg)? Tritium reported in picocuries per liter with percent moisture for soil samples? Units consistent between QC samples and sample data	X		
3.2	Quantitation limit met for all samples	X		

Line No.	Item	Yes	No	If no, Sample ID No./Fraction(s) and Analysis
3.3	Accuracy a) Laboratory control sample accuracy reported and met for all samples		X	VOC LCS recovery failed for Methylene chloride (1203198900)
	b) Surrogate data reported and met for all organic samples analyzed by a gas chromatography technique	X		
	c) Matrix spike recovery data reported and met		X	VOC PS recovery failed for Methylene chloride (1203198901)
3.4	Precision a) Replicate sample precision reported and met for all inorganic and radiochemistry samples	X		
	b) Matrix spike duplicate RPD data reported and met for all organic samples	X		
3.5	Blank data a) Method or reagent blank data reported and met for all samples	X		
	b) Sampling blank (e.g., field, trip, and equipment) data reported and met		X	Detected in FB3: Bromodichloromethane, Chloroform, Dibromochloromethane (096702-001)
3.6	Contractual qualifiers provided: "J"- estimated quantity; "B"- analyte found in method blank above the MDL for organic and inorganic; "U"- analyte undetected (results are below the MDL, IDL, or MDA (radiochemical)); "H"- analysis done beyond the holding time; "h" - analysis done beyond the extraction/preparation holding time; "N" - result associated with spike analysis outside control limits	X		
3.7	Narrative addresses planchet flaming for gross alpha/beta	X		
3.8	Narrative included, correct, and complete	X		
3.9	Second column confirmation data provided for methods 8330 (high explosives), pesticides/PCBs 8081 and 8082 and herbicides 8151.	N/A		

## 4.0 Calibration and Validation Documentation

Line No.	Item	Yes	No	Comments
4.1	GC/MS (8260 and 8270) a) 12-hour tune check provided	X		
	b) Initial calibration provided	X		



Line No.	Item	Yes	No	Comments
	c) Continuing calibration provided	X		
	d) Internal standard performance data provided	X		
	e) Instrument run logs provided	X		
4.2	GC/HPLC (8330, 8082, 9070A, and 8010) a) Initial calibration provided	N/A		
	b) Continuing calibration provided	N/A		
	c) Instrument run logs provided	N/A		
4.3	HRGC/HRMS (1668) a) 12-hour tune check provided	N/A		
	b) Initial calibration provided	N/A		
	c) Continuing calibration provided	N/A		
	d) Internal standard performance data provided	N/A		
	e) Labeled compound recovery data provided	N/A		
	f) RRTs for samples and standards provided	N/A		
	g) Ion abundance ratios for samples and standards provided	N/A		
	h) Instrument run logs provided	N/A		
4.4	LC/MS/MS (6850) a) Initial calibration provided	N/A		
	b) Continuing calibration provided	N/A		
	c) CRI provided	N/A		
	d) Internal standard performance data provided	N/A		
	e) Chlorine isotope ratios provided (perchlorate only)	N/A		
	f) ICS provided (perchlorate only)	N/A		

Line No.	Item	Yes	No	Comments
4.5	Inorganics (metals) a) Initial calibration provided	X		
	b) Continuing calibration provided	X		
	c) ICP interference check sample data provided	X		
	d) ICP serial dilution provided	X		
	e) Instrument run logs provided	X		
4.6	Radiochemistry and General Chemistry a) Instrument run logs provided	X		

## 5.0 Data Anomaly Report

Line No.	Item	Yes	No	If no, explain
5.1	DAR completed for monitoring and surveillance sample data	N/A		
5.2	Problems or outliers noted	N/A		
5.3	Verification or reanalysis requested from lab	N/A		

## 6.0 Problem Resolution

Summarize the findings in the table below. List only samples/fractions for which deficiencies has been noted.

Sample/Fraction No.	Analysis	Problems/Comments/Resolutions
---------------------	----------	-------------------------------

Were deficiencies unresolved? ☐ Yes ☒ No

Based on the review, this data package is complete. ☒ Yes ☐ No

Reviewed by: Lorraine R. Herrera Date: 11-19-2014 13:10:00

Closed by: Lorraine R. Herrera Date: 11-19-2014 13:10:00

## Contract Verification Form (CVR)

**Project Leader** Jackson

**Project Name** MWL GWM/SVM

**Project/Task No.** 146422\_10.11.08

**ARCOC No.** 615828, 615829

**Analytical Lab** GEL

**SDG No.** 359428

*In the tables below, mark any information that is missing or incorrect and give an explanation.*

### 1.0 Analysis Request and Chain of Custody Record and Log-In Information

Line No.	Item	Complete?		If no, explain
		Yes	No	
1.1	All items on ARCOG complete - data entry clerk initialed and dated	X		
1.2	Container type(s) correct for analyses requested	X		
1.3	Sample volume adequate for # and types of analyses requested	X		
1.4	Preservative correct for analyses requested	X		
1.5	Custody records continuous and complete	X		
1.6	Lab sample number(s) provided and SNL sample number(s) cross referenced and correct	X		
1.7	Date samples received	X		
1.8	Condition upon receipt information provided	X		

### 2.0 Analytical Laboratory Report

Line No.	Item	Complete?		If no, explain
		Yes	No	
2.1	Data reviewed, signature	X		
2.2	Method reference number(s) complete and correct	X		
2.3	QC analysis and acceptance limits provided (MB, LCS, Replicate)	X		
2.4	Matrix spike/matrix spike duplicate data provided	X		
2.5	Detection limits provided; PQL and MDL(or IDL), MDA and Lc	X		
2.6	QC batch numbers provided	X		
2.7	Dilution factors provided and all dilution levels reported	X		
2.8	Data reported in appropriate units and using correct significant figures	X		
2.9	Radiochemistry analysis uncertainty (2 sigma error) and tracer recovery (if applicable) reported	X		
2.10	Narrative provided	X		
2.11	TAT met	X		
2.12	Holding times met	X		
2.13	Contractual qualifiers provided	X		
2.14	All requested result and TIC (if requested) data provided	X		

### 3.0 Data Quality Evaluation

Line No.	Item	Yes	No	If no, Sample ID No./Fraction(s) and Analysis
3.1	Are reporting units appropriate for the matrix and meet contract specified or project-specific requirements? Inorganics and metals reported as ppm (mg/liter or mg/Kg)? Tritium reported in picocuries per liter with percent moisture for soil samples? Units consistent between QC samples and sample data	X		
3.2	Quantitation limit met for all samples	X		
3.3	Accuracy a) Laboratory control sample accuracy reported and met for all samples		X	VOC LCS recovery failed for Methylene chloride (1203200625, 1203202875)
	b) Surrogate data reported and met for all organic samples analyzed by a gas chromatography technique	X		
	c) Matrix spike recovery data reported and met		X	VOC PS recovery failed for Methylene chloride (1203200626)
3.4	Precision a) Replicate sample precision reported and met for all inorganic and radiochemistry samples	X		
	b) Matrix spike duplicate RPD data reported and met for all organic samples	X		
3.5	Blank data a) Method or reagent blank data reported and met for all samples	X		
	b) Sampling blank (e.g., field, trip, and equipment) data reported and met		X	Detected in FB4, FB5: Bromodichloromethane, Chloroform, Dibromochloromethane (096706-001, 096709-001)

Line No.	Item	Yes	No	If no, Sample ID No./Fraction(s) and Analysis
3.6	Contractual qualifiers provided: "J"- estimated quantity; "B"- analyte found in method blank above the MDL for organic and inorganic; "U"- analyte undetected (results are below the MDL, IDL, or MDA (radiochemical)); "H"- analysis done beyond the holding time; "h" - analysis done beyond the extraction/preparation holding time; "N" - result associated with spike analysis outside control limits	X		
3.7	Narrative addresses planchet flaming for gross alpha/beta	X		
3.8	Narrative included, correct, and complete	X		
3.9	Second column confirmation data provided for methods 8330 (high explosives), pesticides/PCBs 8081 and 8082 and herbicides 8151.	N/A		

#### 4.0 Calibration and Validation Documentation

Line No.	Item	Yes	No	Comments
4.1	GC/MS (8260 and 8270) a) 12-hour tune check provided	X		
	b) Initial calibration provided	X		
	c) Continuing calibration provided	X		
	d) Internal standard performance data provided	X		

Line No.	Item	Yes	No	Comments
	e) Instrument run logs provided	X		
4.2	GC/HPLC (8330, 8082, 9070A, and 8010) a) Initial calibration provided	N/A		
	b) Continuing calibration provided	N/A		
	c) Instrument run logs provided	N/A		
4.3	HRGC/HRMS (1668) a) 12-hour tune check provided	N/A		
	b) Initial calibration provided	N/A		
	c) Continuing calibration provided	N/A		
	d) Internal standard performance data provided	N/A		
	e) Labeled compound recovery data provided	N/A		
	f) RRTs for samples and standards provided	N/A		
	g) Ion abundance ratios for samples and standards provided	N/A		
	h) Instrument run logs provided	N/A		
4.4	LC/MS/MS (6850) a) Initial calibration provided	N/A		
	b) Continuing calibration provided	N/A		
	c) CRI provided	N/A		

Line No.	Item	Yes	No	Comments
	d) Internal standard performance data provided	N/A		
	e) Chlorine isotope ratios provided (perchlorate only)	N/A		
	f) ICS provided (perchlorate only)	N/A		
4.5	Inorganics (metals)	X		
	a) Initial calibration provided			
	b) Continuing calibration provided	X		
	c) ICP interference check sample data provided	X		
	d) ICP serial dilution provided	X		
	e) Instrument run logs provided	X		
4.6	Radiochemistry and General Chemistry	X		
	a) Instrument run logs provided			

## 5.0 Data Anomaly Report

Line No.	Item	Yes	No	If no, explain
5.1	DAR completed for monitoring and surveillance sample data	N/A		
5.2	Problems or outliers noted	N/A		
5.3	Verification or reanalysis requested from lab	N/A		



## 6.0 Problem Resolution

Summarize the findings in the table below. List only samples/fractions for which deficiencies has been noted.

Sample/Fraction No.	Analysis	Problems/Comments/Resolutions
---------------------	----------	-------------------------------

Were deficiencies unresolved? ☐ Yes ☒ No

Based on the review, this data package is complete. ☒ Yes ☐ No

Reviewed by: Lorraine R. Herrera Date: 11-25-2014 15:04:00

Closed by: Lorraine R. Herrera Date: 11-25-2014 15:04:00

## Contract Verification Form (CVR)

Project Leader Jackson

Project Name MWL GWM/SVM

Project/Task No. 146422\_10.11.08

ARCOC No. 615889, 615890

Analytical Lab GEL

SDG No. 360118

*In the tables below, mark any information that is missing or incorrect and give an explanation.*

### 1.0 Analysis Request and Chain of Custody Record and Log-In Information

Line No.	Item	Complete?		If no, explain
		Yes	No	
1.1	All items on ARCOG complete - data entry clerk initialed and dated	X		
1.2	Container type(s) correct for analyses requested	X		
1.3	Sample volume adequate for # and types of analyses requested	X		
1.4	Preservative correct for analyses requested	X		
1.5	Custody records continuous and complete	X		
1.6	Lab sample number(s) provided and SNL sample number(s) cross referenced and correct	X		
1.7	Date samples received	X		
1.8	Condition upon receipt information provided	X		

### 2.0 Analytical Laboratory Report

Line No.	Item	Complete?		If no, explain
		Yes	No	
2.1	Data reviewed, signature	X		
2.2	Method reference number(s) complete and correct	X		
2.3	QC analysis and acceptance limits provided (MB, LCS, Replicate)	X		
2.4	Matrix spike/matrix spike duplicate data provided	X		
2.5	Detection limits provided; PQL and MDL(or IDL), MDA and Lc	X		
2.6	QC batch numbers provided	X		
2.7	Dilution factors provided and all dilution levels reported	N/A		
2.8	Data reported in appropriate units and using correct significant figures	X		
2.9	Radiochemistry analysis uncertainty (2 sigma error) and tracer recovery (if applicable) reported	X		
2.10	Narrative provided	X		
2.11	TAT met	X		
2.12	Holding times met	X		
2.13	Contractual qualifiers provided	X		
2.14	All requested result and TIC (if requested) data provided	X		

### 3.0 Data Quality Evaluation

Line No.	Item	Yes	No	If no, Sample ID No./Fraction(s) and Analysis
3.1	Are reporting units appropriate for the matrix and meet contract specified or project-specific requirements? Inorganics and metals reported as ppm (mg/liter or mg/Kg)? Tritium reported in picocuries per liter with percent moisture for soil samples? Units consistent between QC samples and sample data	X		
3.2	Quantitation limit met for all samples	X		
3.3	Accuracy a) Laboratory control sample accuracy reported and met for all samples	X		
	b) Surrogate data reported and met for all organic samples analyzed by a gas chromatography technique	N/A		
	c) Matrix spike recovery data reported and met	X		
3.4	Precision a) Replicate sample precision reported and met for all inorganic and radiochemistry samples	X		
	b) Matrix spike duplicate RPD data reported and met for all organic samples	N/A		
3.5	Blank data a) Method or reagent blank data reported and met for all samples	X		
	b) Sampling blank (e.g., field, trip, and equipment) data reported and met	X		

Line No.	Item	Yes	No	If no, Sample ID No./Fraction(s) and Analysis
3.6	Contractual qualifiers provided: "J"- estimated quantity; "B"- analyte found in method blank above the MDL for organic and inorganic; "U"- analyte undetected (results are below the MDL, IDL, or MDA (radiochemical)); "H"- analysis done beyond the holding time; "h" - analysis done beyond the extraction/preparation holding time; "N" - result associated with spike analysis outside control limits	X		
3.7	Narrative addresses planchet flaming for gross alpha/beta	N/A		
3.8	Narrative included, correct, and complete	X		
3.9	Second column confirmation data provided for methods 8330 (high explosives), pesticides/PCBs 8081 and 8082 and herbicides 8151.	N/A		

#### 4.0 Calibration and Validation Documentation

Line No.	Item	Yes	No	Comments
4.1	GC/MS (8260 and 8270) a) 12-hour tune check provided	N/A		
	b) Initial calibration provided	N/A		
	c) Continuing calibration provided	N/A		
	d) Internal standard performance data provided	N/A		

Line No.	Item	Yes	No	Comments
	e) Instrument run logs provided	N/A		
4.2	GC/HPLC (8330, 8082, 9070A, and 8010) a) Initial calibration provided	N/A		
	b) Continuing calibration provided	N/A		
	c) Instrument run logs provided	N/A		
4.3	HRGC/HRMS (1668) a) 12-hour tune check provided	N/A		
	b) Initial calibration provided	N/A		
	c) Continuing calibration provided	N/A		
	d) Internal standard performance data provided	N/A		
	e) Labeled compound recovery data provided	N/A		
	f) RRTs for samples and standards provided	N/A		
	g) Ion abundance ratios for samples and standards provided	N/A		
	h) Instrument run logs provided	N/A		
4.4	LC/MS/MS (6850) a) Initial calibration provided	N/A		
	b) Continuing calibration provided	N/A		
	c) CRI provided	N/A		

Line No.	Item	Yes	No	Comments
	d) Internal standard performance data provided	N/A		
	e) Chlorine isotope ratios provided (perchlorate only)	N/A		
	f) ICS provided (perchlorate only)	N/A		
4.5	Inorganics (metals) a) Initial calibration provided	N/A		
	b) Continuing calibration provided	N/A		
	c) ICP interference check sample data provided	N/A		
	d) ICP serial dilution provided	N/A		
	e) Instrument run logs provided	N/A		
4.6	Radiochemistry and General Chemistry a) Instrument run logs provided	X		

## 5.0 Data Anomaly Report

Line No.	Item	Yes	No	If no, explain
5.1	DAR completed for monitoring and surveillance sample data	N/A		
5.2	Problems or outliers noted	N/A		
5.3	Verification or reanalysis requested from lab	N/A		

## 6.0 Problem Resolution

Summarize the findings in the table below. List only samples/fractions for which deficiencies has been noted.

Sample/Fraction No.	Analysis	Problems/Comments/Resolutions
---------------------	----------	-------------------------------

Were deficiencies unresolved? ☐ Yes ☒ No

Based on the review, this data package is complete. ☒ Yes ☐ No

Reviewed by: Lorraine R. Herrera Date: 12-08-2014 08:26:00

Closed by: Lorraine R. Herrera Date: 12-08-2014 08:26:00



## **ANNEX F**

### **Mixed Waste Landfill Inspection Forms**

**April 2014-March 2015**

**Cover Inspection**

**Soil-Vapor Monitoring Network**

**Soil-Moisture Monitoring Network**

**Groundwater Monitoring Network**

**Biology Inspection**

**Note: Radon monitoring system inspection forms are provided in Annex A**

**Mixed Waste Landfill  
Cover Inspection Checklist/Form**

1. Date of Inspection May 21, 2014
2. Time of Inspection 11:00 am
3. Name of Inspector Don M. Waterpaul

Provide explanatory notes for each parameter not inspected or each action required. Include any maintenance or repair required in notes section at the end of this form.

<b>I. COVER SYSTEM [Quarterly]</b>			
<i>Inspection Parameter</i>	<i>Parameter Inspected (Yes or No)</i>	<i>Action Required (Yes or No)</i>	<i>Note Number</i>
A. Visible settlement of the soil cover in excess of 6 inches.	yes	NO	
B. Erosion of the soil cover in excess of 6 inches deep.	yes	NO	
C. Evidence of water ponding on the MWL cover surface in excess of 100 square feet.	yes	NO	
D. Animal intrusion burrows in excess of 4 inches in diameter. Note: During period when the Biology Inspection is occurring quarterly, this inspection requirement will be covered on the Biology Inspection Checklist/Form.	yes	NO	
E. Contiguous areas of no vegetation greater than 200 ft <sup>2</sup> . Note: During period when the Biology Inspection is occurring quarterly, this inspection requirement will be covered on the Biology Inspection Checklist/Form.	yes	NO	
F. Potentially deep-rooted plants present. Note: During period when the Biology Inspection is occurring quarterly, this inspection requirement will be covered on the Biology Inspection Checklist/Form.	yes	NO	
<b>II. SURFACE-WATER (STORM-WATER) DIVERSION STRUCTURES [Quarterly]</b>			
<i>Inspection Parameter</i>	<i>Parameter Inspected (Yes or No)</i>	<i>Action Required (Yes or No)</i>	<i>Note Number</i>
A. Channel or sidewall erosion in excess of 6 inches deep.	yes	NO	
B. Channel sediment accumulation in excess of 6 inches deep.	yes	NO	
C. Debris that blocks more than 1/3 of the channel width.	yes	NO	

**Mixed Waste Landfill  
Cover Inspection Checklist/Form (continued)**

<b>III. SECURITY FENCE [Quarterly]</b>			
<i>Inspection Parameter</i>	<i>Parameter Inspected (Yes or No)</i>	<i>Action Required (Yes or No)</i>	<i>Note Number</i>
A. Accumulation of wind-blown plants and debris.	yes	yes	1
B. Fence wires and posts in need of repair/maintenance.	yes	NO	
C. Gates in need of oiling/repair/maintenance.	yes	NO	
D. Locks in need of cleaning or replacement.	yes	NO	
E. Warning signs in need of repair or replacement.	yes	NO	
F. Survey monuments in vicinity of MWL visible.	yes	NO	
<b>IV. PREVIOUS DEFICIENCIES</b>			
<i>Inspection Parameter</i>	<i>Parameter Inspected (Yes or No)</i>	<i>Action Required (Yes or No)</i>	<i>Note Number</i>
Uncorrected/undocumented previous deficiencies.	yes	NO	

**Mixed Waste Landfill  
Cover Inspection Checklist/Form (continued)**

**NOTES**

Note Number	Description
1	wind blown plant debris needs removed

**Mixed Waste Landfill  
Cover Inspection Checklist/Form (continued)**

Action (Note Number) 1 assigned to Don Schofield Date action completed 6/4/2014

Action (Note Number) \_\_\_\_\_ assigned to \_\_\_\_\_ Date action completed \_\_\_\_\_

Action (Note Number) \_\_\_\_\_ assigned to \_\_\_\_\_ Date action completed \_\_\_\_\_

Action (Note Number) \_\_\_\_\_ assigned to \_\_\_\_\_ Date action completed \_\_\_\_\_

Action (Note Number) \_\_\_\_\_ assigned to \_\_\_\_\_ Date action completed \_\_\_\_\_

**Additional Comments:**

Plant debris removed by Sequoia Landscape  
on 6/3-6/4/14 DMW 6/4/14

Inspector's Signature Don Watson 5/21/14

Original to: Mixed Waste Landfill Operating Record

Copy to: SNL/NM Records Center

# Mixed Waste Landfill Cover Inspection Checklist/Form

1. Date of Inspection August 4, 2014
2. Time of Inspection 1200
3. Name of Inspector Don Waterpugh

Provide explanatory notes for each parameter not inspected or each action required. Include any maintenance or repair required in notes section at the end of this form.

<b>I. COVER SYSTEM [Quarterly]</b>			
<i>Inspection Parameter</i>	<i>Parameter Inspected (Yes or No)</i>	<i>Action Required (Yes or No)</i>	<i>Note Number</i>
A. Visible settlement of the soil cover in excess of 6 inches.	yes	NO	
B. Erosion of the soil cover in excess of 6 inches deep.	yes	NO	
C. Evidence of water ponding on the MWL cover surface in excess of 100 square feet.	yes	NO	
D. Animal intrusion burrows in excess of 4 inches in diameter. Note: During period when the Biology Inspection is occurring quarterly, this inspection requirement will be covered on the Biology Inspection Checklist/Form.	yes	NO	
E. Contiguous areas of no vegetation greater than 200 ft <sup>2</sup> . Note: During period when the Biology Inspection is occurring quarterly, this inspection requirement will be covered on the Biology Inspection Checklist/Form.	yes	NO	
F. Potentially deep-rooted plants present. Note: During period when the Biology Inspection is occurring quarterly, this inspection requirement will be covered on the Biology Inspection Checklist/Form.	yes	NO	
<b>II. SURFACE-WATER (STORM-WATER) DIVERSION STRUCTURES [Quarterly]</b>			
<i>Inspection Parameter</i>	<i>Parameter Inspected (Yes or No)</i>	<i>Action Required (Yes or No)</i>	<i>Note Number</i>
A. Channel or sidewall erosion in excess of 6 inches deep.	yes	NO	
B. Channel sediment accumulation in excess of 6 inches deep.	yes	NO	
C. Debris that blocks more than 1/3 of the channel width.	yes	NO	

**Mixed Waste Landfill  
Cover Inspection Checklist/Form (continued)**

<b>III. SECURITY FENCE [Quarterly]</b>			
<i>Inspection Parameter</i>	<i>Parameter Inspected (Yes or No)</i>	<i>Action Required (Yes or No)</i>	<i>Note Number</i>
A. Accumulation of wind-blown plants and debris.	yes	yes	#1
B. Fence wires and posts in need of repair/maintenance.	yes	yes	#2
C. Gates in need of oiling/repair/maintenance.	yes	NO	
D. Locks in need of cleaning or replacement.	yes	NO	
E. Warning signs in need of repair or replacement.	yes	NO	
F. Survey monuments in vicinity of MWL visible.	yes	NO	
<b>IV. PREVIOUS DEFICIENCIES</b>			
<i>Inspection Parameter</i>	<i>Parameter Inspected (Yes or No)</i>	<i>Action Required (Yes or No)</i>	<i>Note Number</i>
Uncorrected/undocumented previous deficiencies.	NO	NO	

**Mixed Waste Landfill  
Cover Inspection Checklist/Form (continued)**

**NOTES**

Note Number	Description
1	Accumulation of wind blown plants along inside of perimeter fence.
2	Top barbwire on fence in East dog-Log area had been cut.



**Mixed Waste Landfill  
Cover Inspection Checklist/Form (continued)**

Action (Note Number) 1 assigned to Don Schofield Date action completed August 27, 2014

Action (Note Number) 2 assigned to Don Waterpugh Date action completed August 4, 2014

Action (Note Number) \_\_\_\_\_ assigned to \_\_\_\_\_ Date action completed \_\_\_\_\_

Action (Note Number) \_\_\_\_\_ assigned to \_\_\_\_\_ Date action completed \_\_\_\_\_

Action (Note Number) \_\_\_\_\_ assigned to \_\_\_\_\_ Date action completed \_\_\_\_\_

**Additional Comments:**

1. Accumulation of wind blown plants removed by  
Sequoia Landscaping. Work was completed on August 27, 2014.

2 Top barbwire on Fence in east dog-leg area was  
repaired at time of the inspection by  
Don Waterpugh.

Inspector's Signature Don Waterpugh 8/4/14

Original to: Mixed Waste Landfill Operating Record

Copy to: SNL/NM Records Center

**Mixed Waste Landfill  
Cover Inspection Checklist/Form**

1. Date of Inspection Dec 3, 2014
2. Time of Inspection 1300
3. Name of Inspector Don Watenpugh

Provide explanatory notes for each parameter not inspected or each action required. Include any maintenance or repair required in notes section at the end of this form.

<b>I. COVER SYSTEM [Quarterly]</b>			
<i>Inspection Parameter</i>	<i>Parameter Inspected (Yes or No)</i>	<i>Action Required (Yes or No)</i>	<i>Note Number</i>
A. Visible settlement of the soil cover in excess of 6 inches.	Yes	No	
B. Erosion of the soil cover in excess of 6 inches deep.	Yes	No	
C. Evidence of water ponding on the MWL cover surface in excess of 100 square feet.	Yes	No	
D. Animal intrusion burrows in excess of 4 inches in diameter. Note: During period when the Biology Inspection is occurring quarterly, this inspection requirement will be covered on the Biology Inspection Checklist/Form.	Yes	No	
E. Contiguous areas of no vegetation greater than 200 ft <sup>2</sup> . Note: During period when the Biology Inspection is occurring quarterly, this inspection requirement will be covered on the Biology Inspection Checklist/Form.	Yes	No	
F. Potentially deep-rooted plants present. Note: During period when the Biology Inspection is occurring quarterly, this inspection requirement will be covered on the Biology Inspection Checklist/Form.	Yes	No	
<b>II. SURFACE-WATER (STORM-WATER) DIVERSION STRUCTURES [Quarterly]</b>			
<i>Inspection Parameter</i>	<i>Parameter Inspected (Yes or No)</i>	<i>Action Required (Yes or No)</i>	<i>Note Number</i>
A. Channel or sidewall erosion in excess of 6 inches deep.	Yes	No	
B. Channel sediment accumulation in excess of 6 inches deep.	Yes	No	
C. Debris that blocks more than 1/3 of the channel width.	Yes	No	

**Mixed Waste Landfill  
Cover Inspection Checklist/Form (continued)**

<b>III. SECURITY FENCE [Quarterly]</b>			
<i>Inspection Parameter</i>	<i>Parameter Inspected (Yes or No)</i>	<i>Action Required (Yes or No)</i>	<i>Note Number</i>
A. Accumulation of wind-blown plants and debris.	yes	No	
B. Fence wires and posts in need of repair/maintenance.	yes	No	
C. Gates in need of oiling/repair/maintenance.	yes	No	
D. Locks in need of cleaning or replacement.	yes	No	
E. Warning signs in need of repair or replacement.	yes	No	
F. Survey monuments in vicinity of MWL visible.	yes	No	
<b>IV. PREVIOUS DEFICIENCIES</b>			
<i>Inspection Parameter</i>	<i>Parameter Inspected (Yes or No)</i>	<i>Action Required (Yes or No)</i>	<i>Note Number</i>
Uncorrected/undocumented previous deficiencies.	yes	ND	

**Mixed Waste Landfill  
Cover Inspection Checklist/Form (continued)**

## NOTES

[illegible]

**Mixed Waste Landfill  
Cover Inspection Checklist/Form (continued)**

Action (Note Number) \_\_\_\_\_ assigned to \_\_\_\_\_ Date action completed \_\_\_\_\_

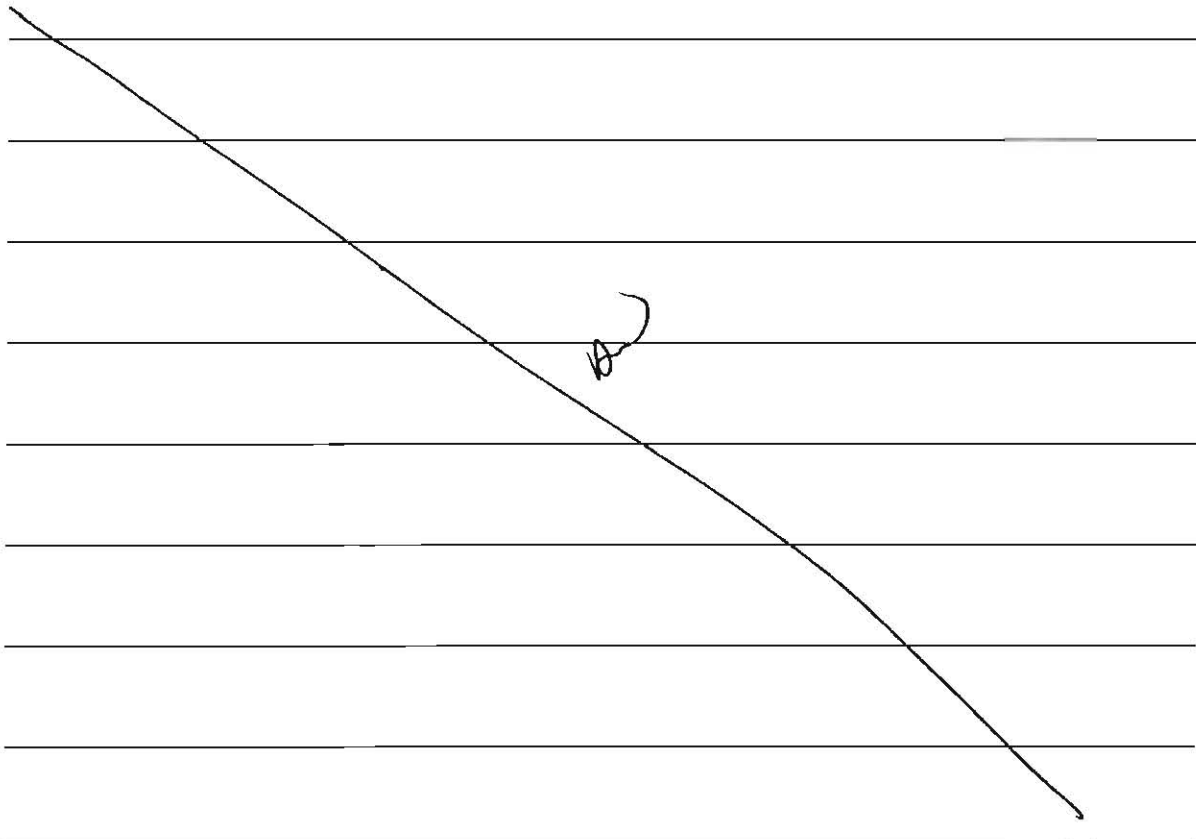
Action (Note Number) \_\_\_\_\_ assigned to \_\_\_\_\_ Date action completed \_\_\_\_\_

Action (Note Number) \_\_\_\_\_ assigned to \_\_\_\_\_ Date action completed \_\_\_\_\_

Action (Note Number) \_\_\_\_\_ assigned to \_\_\_\_\_ Date action completed \_\_\_\_\_

Action (Note Number) \_\_\_\_\_ assigned to \_\_\_\_\_ Date action completed \_\_\_\_\_

**Additional Comments:**



Inspector's Signature \_\_\_\_\_

Original to: Mixed Waste Landfill Operating Record

Copy to: SNL/NM Records Center

**Mixed Waste Landfill  
Cover Inspection Checklist/Form**

1. Date of Inspection Feb, 16, 2015
2. Time of Inspection 1300
3. Name of Inspector Don Watenpugh

Provide explanatory notes for each parameter not inspected or each action required. Include any maintenance or repair required in notes section at the end of this form.

<b>I. COVER SYSTEM [Quarterly]</b>			
<i>Inspection Parameter</i>	<i>Parameter Inspected (Yes or No)</i>	<i>Action Required (Yes or No)</i>	<i>Note Number</i>
A. Visible settlement of the soil cover in excess of 6 inches.	yes	NO	NA
B. Erosion of the soil cover in excess of 6 inches deep.	yes	NO	
C. Evidence of water ponding on the MWL cover surface in excess of 100 square feet.	yes	NO	
D. Animal intrusion burrows in excess of 4 inches in diameter. Note: During period when the Biology Inspection is occurring quarterly, this inspection requirement will be covered on the Biology Inspection Checklist/Form.	yes	NO	
E. Contiguous areas of no vegetation greater than 200 ft <sup>2</sup> . Note: During period when the Biology Inspection is occurring quarterly, this inspection requirement will be covered on the Biology Inspection Checklist/Form.	yes	NO	
F. Potentially deep-rooted plants present. Note: During period when the Biology Inspection is occurring quarterly, this inspection requirement will be covered on the Biology Inspection Checklist/Form.	yes	NO	↓
<b>II. SURFACE-WATER (STORM-WATER) DIVERSION STRUCTURES [Quarterly]</b>			
<i>Inspection Parameter</i>	<i>Parameter Inspected (Yes or No)</i>	<i>Action Required (Yes or No)</i>	<i>Note Number</i>
A. Channel or sidewall erosion in excess of 6 inches deep.	yes	NO	NA
B. Channel sediment accumulation in excess of 6 inches deep.	yes	NO	
C. Debris that blocks more than 1/3 of the channel width.	yes	NO	↓

**Mixed Waste Landfill  
Cover Inspection Checklist/Form (continued)**

<b>III. SECURITY FENCE [Quarterly]</b>			
<i>Inspection Parameter</i>	<i>Parameter Inspected (Yes or No)</i>	<i>Action Required (Yes or No)</i>	<i>Note Number</i>
A. Accumulation of wind-blown plants and debris.	yes	yes	1
B. Fence wires and posts in need of repair/maintenance.	yes	NO	NA
C. Gates in need of oiling/repair/maintenance.	yes	NO	1
D. Locks in need of cleaning or replacement.	yes	NO	↓
E. Warning signs in need of repair or replacement.	yes	NO	↓
F. Survey monuments in vicinity of MWL visible.	yes	yes	2
<b>IV. PREVIOUS DEFICIENCIES</b>			
<i>Inspection Parameter</i>	<i>Parameter Inspected (Yes or No)</i>	<i>Action Required (Yes or No)</i>	<i>Note Number</i>
Uncorrected/undocumented previous deficiencies.	NA	NA	NA

**Mixed Waste Landfill**  
**Cover Inspection Checklist/Form (continued)**

## NOTES

[illegible]



**Mixed Waste Landfill  
Cover Inspection Checklist/Form (continued)**

Action (Note Number) 1 assigned to Don Schofield Date action completed 3/5/2015

Action (Note Number) 2 assigned to Don Schofield Date action completed 3/5/2015

Action (Note Number) \_\_\_\_\_ assigned to \_\_\_\_\_ Date action completed \_\_\_\_\_

Action (Note Number) \_\_\_\_\_ assigned to \_\_\_\_\_ Date action completed \_\_\_\_\_

Action (Note Number) \_\_\_\_\_ assigned to \_\_\_\_\_ Date action completed \_\_\_\_\_

**Additional Comments:**

*[The following section contains eight horizontal lines for additional comments, which have been crossed out with a large diagonal line.]*

Inspector's Signature Don Walenpaugh

Original to: Mixed Waste Landfill Operating Record

Copy to: SNL/NM Records Center

**Mixed Waste Landfill  
Soil-Vapor Monitoring Network Checklist/Form**

1. Date of Inspection 9/11/14
2. Time of Inspection 0800
3. Name of Inspector Robert Lynch

Provide explanatory notes for each parameter not inspected or each action required. Include any maintenance or repair required.

<b>I. SOIL-VAPOR MONITORING LOCATIONS [Semiannually or Annually]</b>			
<i>Inspection Parameter</i>	<i>Parameter Inspected (Yes or No)</i>	<i>Action Required (Yes or No)</i>	<i>Note Number</i>
A. Concrete pads, bollards, and protective casings in need of repair/maintenance.	Yes	No	
B. Well cover caps in need of repair/maintenance.	Yes	No	
C. Well casing or sampling ports in need of repair/maintenance.	Yes	No	
D. Monitoring location and sampling ports properly labeled.	Yes	No	
E. Locks in need of cleaning or replacement.	Yes	No	
<b>II. SAMPLING EQUIPMENT [Semiannually or Annually]</b>			
<i>Inspection Parameter</i>	<i>Parameter Inspected (Yes or No)</i>	<i>Action Required (Yes or No)</i>	<i>Note Number</i>
A. Sampling pump in need of repair/maintenance.	Yes	No	
B. Sampling assembly (e.g., tubing, gauges, and valves) in need of repair/maintenance.	Yes	No	
<b>III. PREVIOUS DEFICIENCIES</b>			
<i>Inspection Parameter</i>	<i>Parameter Inspected (Yes or No)</i>	<i>Action Required (Yes or No)</i>	<i>Note Number</i>
Uncorrected/undocumented previous deficiencies.	NA	NA	

**Mixed Waste Landfill  
Soil-Vapor Monitoring Network Checklist/Form (Continued)**

**NOTES**

Note Number	Description

Action (Note Number) \_\_\_\_\_ assigned to \_\_\_\_\_ Date action completed \_\_\_\_\_  
 Action (Note Number) \_\_\_\_\_ assigned to \_\_\_\_\_ Date action completed \_\_\_\_\_  
 Action (Note Number) \_\_\_\_\_ assigned to \_\_\_\_\_ Date action completed \_\_\_\_\_  
 Action (Note Number) \_\_\_\_\_ assigned to \_\_\_\_\_ Date action completed \_\_\_\_\_

**Additional Comments:**

\* MWL-SV03 — 300 and 400 foot ports,  
 Difficult or slow intake of soil vapor into sample  
 containers.

\* MWL-SV02 — cleaned rust and wipe rust  
 off HPDE Tubing.

Inspector's Signature 

Original to: Mixed Waste Landfill Operating Record

Copy to: SNL/NM Records Center

**Mixed Waste Landfill  
Soil-Vapor Monitoring Network Checklist/Form**

1. Date of Inspection 10/22/14
2. Time of Inspection 0800
3. Name of Inspector Tim Jackson

Provide explanatory notes for each parameter not inspected or each action required. Include any maintenance or repair required.

<b>I. SOIL-VAPOR MONITORING LOCATIONS [Semiannually or Annually]</b>			
<i>Inspection Parameter</i>	<i>Parameter Inspected (Yes or No)</i>	<i>Action Required (Yes or No)</i>	<i>Note Number</i>
A. Concrete pads, bollards, and protective casings in need of repair/maintenance.	Yes	No	
B. Well cover caps in need of repair/maintenance.	Yes	No	
C. Well casing or sampling ports in need of repair/maintenance.	Yes	No	
D. Monitoring location and sampling ports properly labeled.	Yes	No	
E. Locks in need of cleaning or replacement.	Yes	No	
<b>II. SAMPLING EQUIPMENT [Semiannually or Annually]</b>			
<i>Inspection Parameter</i>	<i>Parameter Inspected (Yes or No)</i>	<i>Action Required (Yes or No)</i>	<i>Note Number</i>
A. Sampling pump in need of repair/maintenance.	Yes	No	
B. Sampling assembly (e.g., tubing, gauges, and valves) in need of repair/maintenance.	Yes	No	
<b>III. PREVIOUS DEFICIENCIES</b>			
<i>Inspection Parameter</i>	<i>Parameter Inspected (Yes or No)</i>	<i>Action Required (Yes or No)</i>	<i>Note Number</i>
Uncorrected/undocumented previous deficiencies.	NA	NA	

**Mixed Waste Landfill**  
**Soil-Vapor Monitoring Network Checklist/Form (Continued)**

**NOTES**

Note Number	Description

Action (Note Number) \_\_\_\_\_ assigned to \_\_\_\_\_ Date action completed \_\_\_\_\_  
Action (Note Number) \_\_\_\_\_ assigned to \_\_\_\_\_ Date action completed \_\_\_\_\_  
Action (Note Number) \_\_\_\_\_ assigned to \_\_\_\_\_ Date action completed \_\_\_\_\_  
Action (Note Number) \_\_\_\_\_ assigned to \_\_\_\_\_ Date action completed \_\_\_\_\_

**Additional Comments:**

MWL-SV03 → 300 and 400 ftgs ports glow to fill SUMMA canisters.

MWL-SV02 → Damp/water present inside of protective casing.

Inspector's Signature Tim Jackson

Original to: Mixed Waste Landfill Operating Record

Copy to: SNL/NM Records Center

# Mixed Waste Landfill Soil-Moisture Monitoring Network Checklist/Form

1. Date of Inspection 4/15/14  
 2. Time of Inspection 0926  
 3. Name of Inspector Robert Böck

Provide explanatory notes for each parameter not inspected or each action required. Include any maintenance or repair required.

I. SOIL-MOISTURE MONITORING LOCATIONS [Semiannually or Annually]			
Inspection Parameter	Parameter Inspected (Yes or No)	Action Required (Yes or No)	Note Number
F. Concrete pads, bollards, and protective casings in need of repair/maintenance.	yes	No	
G. Access tube cover caps in need of repair/maintenance.	yes	No	
H. Access tube casing in need of repair/maintenance.	yes	yes	1
I. Monitoring location properly labeled.	yes	No	
J. Locks in need of cleaning or replacement.	yes	No	
II. SAMPLING EQUIPMENT [Semiannually or Annually]			
Inspection Parameter	Parameter Inspected (Yes or No)	Action Required (Yes or No)	Note Number
A. Neutron probe in need of repair/maintenance.	yes	No	
B. Cable reel or cable in need of repair/maintenance.	yes	No	
III. PREVIOUS DEFICIENCIES			
Inspection Parameter	Parameter Inspected (Yes or No)	Action Required (Yes or No)	Note Number
Uncorrected/undocumented previous deficiencies.	NA	NA	

**Mixed Waste Landfill**  
**Soil-Moisture Monitoring Network Checklist/Form (Continued)**


**NOTES**

Note Number	Description
1	Protective casings and bollards need to be repainted.

Action (Note Number) 1 assigned to Robert Zibek Date action completed 4/21/14  
 Action (Note Number) \_\_\_\_\_ assigned to \_\_\_\_\_ Date action completed \_\_\_\_\_  
 Action (Note Number) \_\_\_\_\_ assigned to \_\_\_\_\_ Date action completed \_\_\_\_\_  
 Action (Note Number) \_\_\_\_\_ assigned to \_\_\_\_\_ Date action completed \_\_\_\_\_

**Additional Comments:**

Protective casings and bollards were repainted  
on 4/21/14.

Inspector's Signature 

Original to: Mixed Waste Landfill Operating Record

Copy to: SNL/NM Records Center

### Tailgate Safety Meeting Form

Dept: 4142 Date: 4/21/14 Time: 1245

Activities: repaint protective casing & bollards of soil moisture wells  
(Anyone has the right to cease field activities for safety concerns. The buddy system will be used when needed.)

Weather Conditions:

Temp: \_\_\_\_\_ °F Wind Speed: \_\_\_\_\_ MPH Humidity: \_\_\_\_\_ % Wind Chill \_\_\_\_\_ °F

Chemicals Used: paint

#### Safety Topics Presented

<input checked="" type="checkbox"/> Be aware of slips, trips, and falls. Keep work area clean and use a stepping stool when necessary.	<input checked="" type="checkbox"/> Be aware of environmental conditions (heat / cold stress). Dress accordingly. Wear sunscreen if necessary. Stay hydrated.
<input checked="" type="checkbox"/> Wear safety boots.	<input type="checkbox"/> Be aware of electrical hazards
<input type="checkbox"/> Wear leather gloves.	<input type="checkbox"/> Be aware of pressure hazards.
<input checked="" type="checkbox"/> Wear safety glasses.	<input type="checkbox"/> No eating or drinking on site.
<input checked="" type="checkbox"/> Wear nitrile or latex gloves.	<input checked="" type="checkbox"/> Be aware of biohazards (snakes, spiders, etc.)
<input type="checkbox"/> Use safe lifting practices.	<input checked="" type="checkbox"/> Wear communication device (cell phone, site radio, EOC pager).
<input type="checkbox"/> Be aware of pinch points	<input type="checkbox"/> Other (list).
<input type="checkbox"/> Other (list).	<input type="checkbox"/> Other (list).

Emergency: 844-0911 (cell phone) or 911 (Sandia land line)

#### Attendees

Robert Zick  
Printed Name

[Signature]  
Signature

\_\_\_\_\_  
Printed Name

\_\_\_\_\_  
Signature

\_\_\_\_\_  
Printed Name

\_\_\_\_\_  
Signature

**IMPORTANT NOTICE:** A printed copy of this document may not be the document currently in effect. The official version is located on the Sandia Restricted Network (SRN), 4100 Controlled Documents home page.



**Mixed Waste Landfill  
Soil-Moisture Monitoring Network Checklist/Form**

1. Date of Inspection 10/16/14  
 2. Time of Inspection 0955  
 3. Name of Inspector Robert Zöck

Provide explanatory notes for each parameter not inspected or each action required. Include any maintenance or repair required.

<b>I. SOIL-MOSITURE MONITORING LOCATIONS [Semiannually or Annually]</b>			
<i>Inspection Parameter</i>	<i>Parameter Inspected (Yes or No)</i>	<i>Action Required (Yes or No)</i>	<i>Note Number</i>
F. Concrete pads, bollards, and protective casings in need of repair/maintenance.	yes	No	
G. Access tube cover caps in need of repair/maintenance.	yes	No	
H. Access tube casing in need of repair/maintenance.	yes	No	
I. Monitoring location properly labeled.	yes	No	
J. Locks in need of cleaning or replacement.	yes	yes	1
<b>II. SAMPLING EQUIPMENT [Semiannually or Annually]</b>			
<i>Inspection Parameter</i>	<i>Parameter Inspected (Yes or No)</i>	<i>Action Required (Yes or No)</i>	<i>Note Number</i>
A. Neutron probe in need of repair/maintenance.	yes	No	
B. Cable reel or cable in need of repair/maintenance.	yes	No	
<b>III. PREVIOUS DEFICIENCIES</b>			
<i>Inspection Parameter</i>	<i>Parameter Inspected (Yes or No)</i>	<i>Action Required (Yes or No)</i>	<i>Note Number</i>
Uncorrected/undocumented previous deficiencies.	NA	NA	

**Mixed Waste Landfill  
Soil-Moisture Monitoring Network Checklist/Form (Continued)**


**NOTES**

Note Number	Description
1	Locks at VZ-1, VZ-2, and VZ-3 need to be replaced

Action (Note Number) 1 assigned to Robert Zick Date action completed 10/16/14  
 Action (Note Number) \_\_\_\_\_ assigned to \_\_\_\_\_ Date action completed \_\_\_\_\_  
 Action (Note Number) \_\_\_\_\_ assigned to \_\_\_\_\_ Date action completed \_\_\_\_\_  
 Action (Note Number) \_\_\_\_\_ assigned to \_\_\_\_\_ Date action completed \_\_\_\_\_

**Additional Comments:**

1. Locks were replaced by Robert Zick at time  
of the inspection.

Inspector's Signature 

Original to: Mixed Waste Landfill Operating Record

Copy to: SNL/NM Records Center

**Mixed Waste Landfill  
Groundwater Monitoring Network Checklist/Form**

1. Date of Inspection 4/21/14  
 2. Time of Inspection 0750  
 3. Name of Inspector Robert Lynch

Provide explanatory notes for each parameter not inspected or each action required. Include any maintenance or repair required.

<b>I. GROUNDWATER MONITORING LOCATIONS [Semiannually]</b>			
<i>Inspection Parameter</i>	<i>Parameter Inspected (Yes or No)</i>	<i>Action Required (Yes or No)</i>	<i>Note Number</i>
A. Concrete pads, bollards, and protective casings in need of repair/maintenance.	Yes	NO	
B. Well cover caps in need of repair/maintenance.	Yes	NO	
C. Well casing in need of repair/maintenance.	Yes	NO	
D. Monitoring well properly labeled.	Yes	NO	
E. Locks in need of cleaning or replacement.	Yes	NO	
<b>II. GROUNDWATER SAMPLING EQUIPMENT [Semiannually]</b>			
<i>Inspection Parameter</i>	<i>Parameter Inspected (Yes or No)</i>	<i>Action Required (Yes or No)</i>	<i>Note Number</i>
A. Sampling pump in need of repair/maintenance.	Yes	NO	
B. Sampling assembly (e.g., tubing, gauges, and valves) in need of repair/maintenance.	Yes	NO	
<b>III. PREVIOUS DEFICIENCIES</b>			
<i>Inspection Parameter</i>	<i>Parameter Inspected (Yes or No)</i>	<i>Action Required (Yes or No)</i>	<i>Note Number</i>
Uncorrected/undocumented previous deficiencies.	NA	NA	

**Mixed Waste Landfill  
Groundwater Monitoring Network Checklist/Form (Continued)**

**NOTES**

Note Number	Description

Action (Note Number) \_\_\_\_\_ assigned to \_\_\_\_\_ Date action completed \_\_\_\_\_  
Action (Note Number) \_\_\_\_\_ assigned to \_\_\_\_\_ Date action completed \_\_\_\_\_  
Action (Note Number) \_\_\_\_\_ assigned to \_\_\_\_\_ Date action completed \_\_\_\_\_  
Action (Note Number) \_\_\_\_\_ assigned to \_\_\_\_\_ Date action completed \_\_\_\_\_

**Additional Comments:**

---


---

---

---

---

Inspector's Signature



Original to: Mixed Waste Landfill Operating Record

Copy to: SNL/NM Records Center

**Mixed Waste Landfill  
Groundwater Monitoring Network Checklist/Form**

1. Date of Inspection 6/30/14  
 2. Time of Inspection 0800  
 3. Name of Inspector Robert Lynch

Provide explanatory notes for each parameter not inspected or each action required. Include any maintenance or repair required.

<b>I. GROUNDWATER MONITORING LOCATIONS [Semiannually]</b>			
<i>Inspection Parameter</i>	<i>Parameter Inspected (Yes or No)</i>	<i>Action Required (Yes or No)</i>	<i>Note Number</i>
A. Concrete pads, bollards, and protective casings in need of repair/maintenance.	Yes	NO	
B. Well cover caps in need of repair/maintenance.	Yes	NO	
C. Well casing in need of repair/maintenance.	Yes	NO	
D. Monitoring well properly labeled.	Yes	NO	
E. Locks in need of cleaning or replacement.	Yes	NO	
<b>II. GROUNDWATER SAMPLING EQUIPMENT [Semiannually]</b>			
<i>Inspection Parameter</i>	<i>Parameter Inspected (Yes or No)</i>	<i>Action Required (Yes or No)</i>	<i>Note Number</i>
A. Sampling pump in need of repair/maintenance.	Yes	NO	
B. Sampling assembly (e.g., tubing, gauges, and valves) in need of repair/maintenance.	Yes	NO	
<b>III. PREVIOUS DEFICIENCIES</b>			
<i>Inspection Parameter</i>	<i>Parameter Inspected (Yes or No)</i>	<i>Action Required (Yes or No)</i>	<i>Note Number</i>
Uncorrected/undocumented previous deficiencies.	NA	NA	

**Mixed Waste Landfill  
Groundwater Monitoring Network Checklist/Form (Continued)**

**NOTES**

<b>Note Number</b>	<b>Description</b>

Action (Note Number) \_\_\_\_\_ assigned to \_\_\_\_\_ Date action completed \_\_\_\_\_

Action (Note Number) \_\_\_\_\_ assigned to \_\_\_\_\_ Date action completed \_\_\_\_\_

Action (Note Number) \_\_\_\_\_ assigned to \_\_\_\_\_ Date action completed \_\_\_\_\_

Action (Note Number) \_\_\_\_\_ assigned to \_\_\_\_\_ Date action completed \_\_\_\_\_

**Additional Comments:**

---


---

---

---

---

Inspector's Signature



Original to: Mixed Waste Landfill Operating Record

Copy to: SNL/NM Records Center

# Mixed Waste Landfill Groundwater Monitoring Network Checklist/Form

1. Date of Inspection 10/16/14
2. Time of Inspection 6:40 am
3. Name of Inspector Robert Lynch

Provide explanatory notes for each parameter not inspected or each action required. Include any maintenance or repair required.

<b>I. GROUNDWATER MONITORING LOCATIONS [Semiannually]</b>			
<i>Inspection Parameter</i>	<i>Parameter Inspected (Yes or No)</i>	<i>Action Required (Yes or No)</i>	<i>Note Number</i>
A. Concrete pads, bollards, and protective casings in need of repair/maintenance.	YES	NO	
B. Well cover caps in need of repair/maintenance.	YES	NO	
C. Well casing in need of repair/maintenance.	YES	NO	
D. Monitoring well properly labeled.	YES	NO	
E. Locks in need of cleaning or replacement.	YES	NO	
<b>II. GROUNDWATER SAMPLING EQUIPMENT [Semiannually]</b>			
<i>Inspection Parameter</i>	<i>Parameter Inspected (Yes or No)</i>	<i>Action Required (Yes or No)</i>	<i>Note Number</i>
A. Sampling pump in need of repair/maintenance.	YES	NO	
B. Sampling assembly (e.g., tubing, gauges, and valves) in need of repair/maintenance.	YES	NO	
<b>III. PREVIOUS DEFICIENCIES</b>			
<i>Inspection Parameter</i>	<i>Parameter Inspected (Yes or No)</i>	<i>Action Required (Yes or No)</i>	<i>Note Number</i>
Uncorrected/undocumented previous deficiencies.	NA	NA	

**Mixed Waste Landfill  
Groundwater Monitoring Network Checklist/Form (Continued)**

**NOTES**

Note Number	Description

Action (Note Number) \_\_\_\_\_ assigned to \_\_\_\_\_ Date action completed \_\_\_\_\_

Action (Note Number) \_\_\_\_\_ assigned to \_\_\_\_\_ Date action completed \_\_\_\_\_

Action (Note Number) \_\_\_\_\_ assigned to \_\_\_\_\_ Date action completed \_\_\_\_\_

Action (Note Number) \_\_\_\_\_ assigned to \_\_\_\_\_ Date action completed \_\_\_\_\_

**Additional Comments:**

---



---




---



---



---

Inspector's Signature 

Original to: Mixed Waste Landfill Operating Record

Copy to: SNL/NM Records Center



**Mixed Waste Landfill  
Groundwater Monitoring Network Checklist/Form**

1. Date of Inspection 10/29/14
2. Time of Inspection 0800
3. Name of Inspector Robert Lynch

Provide explanatory notes for each parameter not inspected or each action required. Include any maintenance or repair required.

<b>I. GROUNDWATER MONITORING LOCATIONS [Semiannually]</b>			
<i>Inspection Parameter</i>	<i>Parameter Inspected (Yes or No)</i>	<i>Action Required (Yes or No)</i>	<i>Note Number</i>
A. Concrete pads, bollards, and protective casings in need of repair/maintenance.	YES	NO	
B. Well cover caps in need of repair/maintenance.	YES	NO	
C. Well casing in need of repair/maintenance.	YES	NO	
D. Monitoring well properly labeled.	YES	NO	
E. Locks in need of cleaning or replacement.	YES	NO	
<b>II. GROUNDWATER SAMPLING EQUIPMENT [Semiannually]</b>			
<i>Inspection Parameter</i>	<i>Parameter Inspected (Yes or No)</i>	<i>Action Required (Yes or No)</i>	<i>Note Number</i>
A. Sampling pump in need of repair/maintenance.	YES	NO	
B. Sampling assembly (e.g., tubing, gauges, and valves) in need of repair/maintenance.	YES	NO	
<b>III. PREVIOUS DEFICIENCIES</b>			
<i>Inspection Parameter</i>	<i>Parameter Inspected (Yes or No)</i>	<i>Action Required (Yes or No)</i>	<i>Note Number</i>
Uncorrected/undocumented previous deficiencies.	NA	NA	

**Mixed Waste Landfill  
Groundwater Monitoring Network Checklist/Form (Continued)**

**NOTES**

<b>Note Number</b>	<b>Description</b>

Action (Note Number) \_\_\_\_\_ assigned to \_\_\_\_\_ Date action completed \_\_\_\_\_  
Action (Note Number) \_\_\_\_\_ assigned to \_\_\_\_\_ Date action completed \_\_\_\_\_  
Action (Note Number) \_\_\_\_\_ assigned to \_\_\_\_\_ Date action completed \_\_\_\_\_  
Action (Note Number) \_\_\_\_\_ assigned to \_\_\_\_\_ Date action completed \_\_\_\_\_

**Additional Comments:**

---

---

---

---

---

Inspector's Signature   
Original to: Mixed Waste Landfill Operating Record  
Copy to: SNL/NM Records Center

May 15, 2014

# **Mixed Waste Landfill** **Biology Inspection Checklist/Form for the MWL Cover**

Approximate vegetative coverage (actively photosynthesizing): 52 %

Approximate percent native vegetation of the total vegetative cover: 95 %

Listed below are the main plant species identified as growing on the MWL cover and the percentage of the cover populated by each species.

<u>Scientific Name</u>	<u>Common Name (optional)</u>	<u>% of Cover<sup>1</sup></u>
<u>Pleuraphis jamesii</u>	<u>James' galleta</u>	<u>45%</u>
<u>Erigeron divergens</u>	<u>Flabane daisy</u>	<u>Trace **</u>
<u>Bouteloua gracilis</u>	<u>Blue grama</u>	<u>2%</u>
<u>Sporobolus flexuosus</u>	<u>Mesa dropseed</u>	<u>4%</u>
<u>Xanthoxma spiculosum</u>	<u>Spring golden weed</u>	<u>Trace</u>
<u>Plantago patagonica</u>	<u>Woolly plantain</u>	<u>Trace</u>
<u>Dieteria canescens</u>	<u>Hairy tansyaster</u>	<u>Trace</u>
<u>Cryptantha crassisepta</u>	<u>Thicksepal cryptantha</u>	<u>Trace</u>
<u>Sisymbrium irio</u>	<u>London rocket</u>	<u>Trace</u>
<u>Gutierrezia sarothrae</u>	<u>Snake weed</u>	<u>Trace</u>
<u>Sphaeralcea hufnagelii</u>	<u>Wrinkled globe mallow</u>	<u>Trace</u>
<u>Atriplex canescens</u>	<u>Four-wing saltbush</u>	<u>Trace</u>
<u>Bouteloua eriopoda</u>	<u>Black grama</u>	<u>Trace</u>

Note: <sup>1</sup> Percentage of total MWL Cover populated by actively-photosynthesizing plants of this species

\* Living plants per Section 4.1 of the MWL LTMMP.

\*\* Trace = species present at a rate of less than one-half of one-percent.

**Mixed Waste Landfill**  
**Biology Inspection Checklist/Form for the MWL Cover**  
(continued)

Are there any contiguous areas of no vegetation greater than 200 square feet? (approximately 14 x 14 ft)? No

If "Yes," mark such areas on a map and attach to this checklist. Address actions and schedule to improve such area(s) in the notes section below.

Are there any very deeply rooted (roots greater than 8 feet deep at maturity) plant species present on the cover? Yes

If "Yes," describe the plant(s) and their general distribution. Address actions and schedule to remove plant(s) from the cover in the notes section below.

Notes: One four-wing saltbush is growing on the cover.  
This individual is a juvenile with a shallow root system  
at this stage of development. Four-wing salt bush are most  
effectively killed by clipping in the winter when dormant. This plant

**Inspection for Animal and Insect Intrusion into MWL Cover**

Are any burrows present on the cover? Yes

Do any of the burrows appear to be active? Yes

Any ant hills/nests? Yes

will be clipped  
during winter 2014/  
2015 to achieve  
most effective mortality

Describe below observations regarding animal and insect features. If burrows with an entrance diameter of 4 inches or greater are present or appear to be that of a species that is able to burrow 6 feet deep or greater, indicate the location(s) on a map and attach to this checklist. Address actions and schedule to repair cover damage that exceeds prescribed limits. As appropriate, identify animal and insect features and have them surveyed and marked for biota sampling.

Notes: Burrow entrances are smaller than 4-inches in diameter.  
No burrow appears to be that of a species able to burrow  
six feet or greater.

**Mixed Waste Landfill**  
**Biology Inspection Checklist/Form for the MWL Cover**  
(Continued)

Notes (continued):

Cover vegetation is currently not as green as surrounding vegetation, including ground-level vegetation inside the fence line. This is likely due to the above-grade level of the cover, decreasing the amount of overland flow it receives from upslope land.

Tumble weeds are scattered in low quantity on the cover. West fence line has the highest density of winter-blown tumble weeds on the fence lines.

Many small "test" burrow entrances on the north slope, particularly at the eastern end. Earthen slopes are attractive to small mammals, especially kangaroo rats to create burrows. Larger gravel on side-slopes will deter this activity.

Forbs are primarily observed on side-slopes.

I anticipate a die-off of some grass clumps. The bunch grasses are more tightly spaced than what naturally occurs in the surrounding upland areas.

Biological Aspects Map -- [note: sketch map to locate specific features described above will be attached as appropriate]

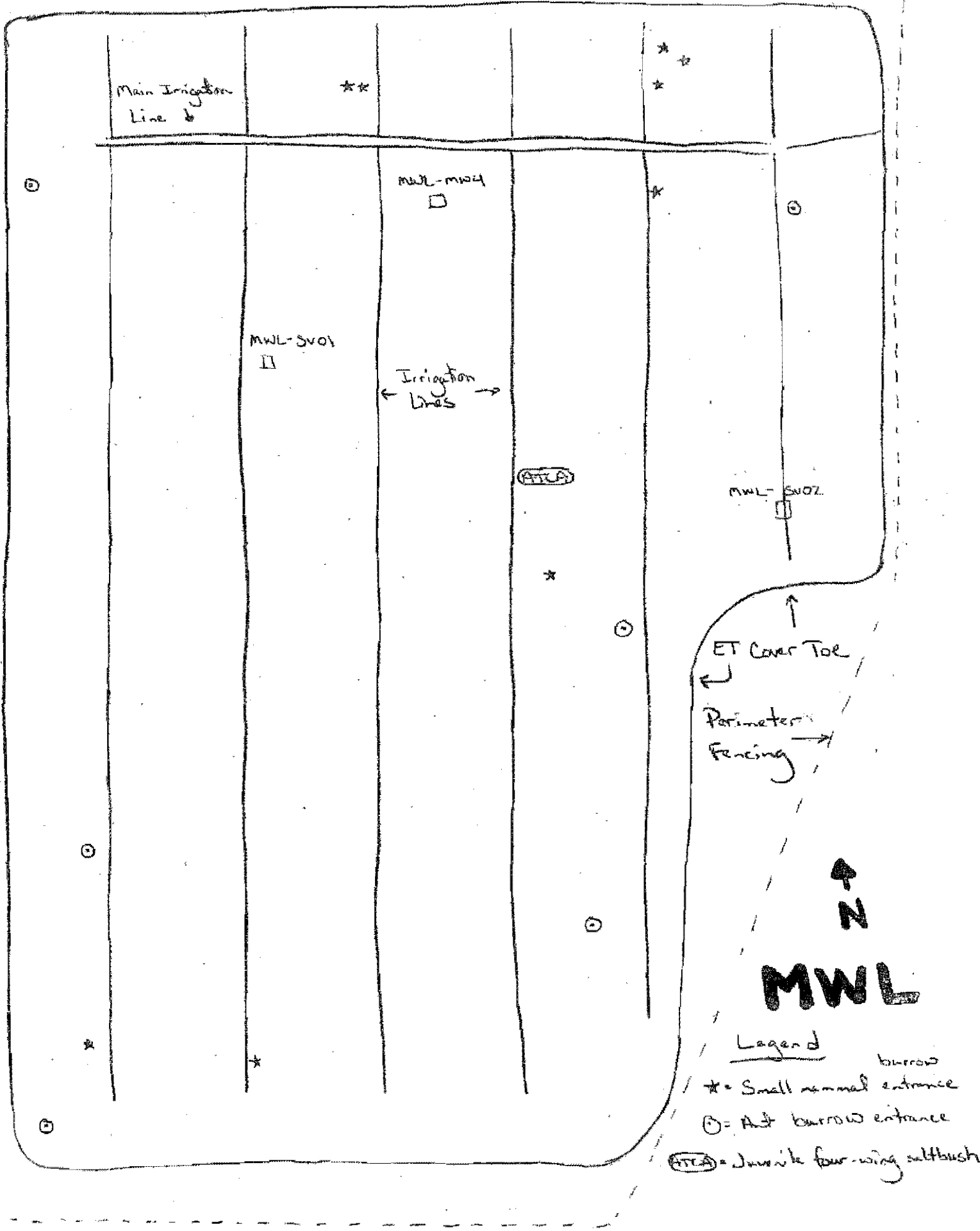
Inspector's Signature: \_\_\_\_\_

Date: May 15, 2014

Original to: Mixed Waste Landfill Operating Record

Copy to: SNL/NM Records Center

May 15, 2014



August 14, 2014

# **Mixed Waste Landfill** **Biology Inspection Checklist/Form for the MWL Cover**

\*

Approximate vegetative coverage (actively photosynthesizing): 52 %

Approximate percent native vegetation of the total vegetative cover: 99 %

Listed below are the main plant species identified as growing on the MWL cover and the percentage of the cover populated by each species.

<u>Scientific Name</u>	<u>Common Name (optional)</u>	<u>% of Cover<sup>1</sup></u>
<u>Pleuraphis jamesii</u>	<u>James' galleta</u>	<u>42%</u>
<u>Sporobolus flexuosus</u>	<u>Mesa dropseed</u>	<u>6%</u>
<u>Sporobolus contractus</u>	<u>Spike dropseed</u>	<u>2%</u>
<u>Bouteloua gracilis</u>	<u>Blue grama</u>	<u>1%</u>
<u>Bouteloua eriopoda</u>	<u>Black grama</u>	<u>Trace</u> **
<u>Erigeron divergens</u>	<u>Fleabane daisy</u>	<u>Trace</u>
<u>Sphaeralcea hastulata</u>	<u>Wrinkled globe-mallow</u>	<u>Trace</u>
<u>Salsola tragus</u>	<u>Russian thistle</u>	<u>Trace</u>
<u>Dieteria canescens</u>	<u>Hairy tansy aster</u>	<u>Trace</u>
<u>Xanthizma spinulosum</u>	<u>Spiny goldenweed</u>	<u>Trace</u>
<u>Atriplex canescens</u>	<u>Four-wing saltbush</u>	<u>Trace</u>
<u>Gutierrezia sarothrae</u>	<u>Snake weed</u>	<u>Trace</u>
<u>Aristida purpurea</u>	<u>Purple three-awn</u>	<u>Trace</u>
<u>Sphaeralcea angustifolia</u>	<u>Narrowleaf globe-mallow</u>	<u>Trace</u>

Note: <sup>1</sup> Percentage of total MWL Cover populated by actively-photosynthesizing plants of this species

\* Living plants per Section 4.1 of the MWL UmmP

\*\* Trace = species present at a rate of less than one-half of one-percent.

**Mixed Waste Landfill**  
**Biology Inspection Checklist/Form for the MWL Cover**  
(continued)

Are there any contiguous areas of no vegetation greater than 200 square feet? (approximately 14 x 14 ft)? No

If "Yes," mark such areas on a map and attach to this checklist. Address actions and schedule to improve such area(s) in the notes section below.

Are there any very deeply rooted (roots greater than 8 feet deep at maturity) plant species present on the cover? Yes

If "Yes," describe the plant(s) and their general distribution. Address actions and schedule to remove plant(s) from the cover in the notes section below.

Notes: One four-wing saltbush observed to the NW of the dogleg corner. This shrub is juvenile with a shallow root system. It will be removed in August 2014 as part of biota monitoring. This plant was flagged for biota sampling\* and surveyed using a GPS unit.

**Inspection for Animal and Insect Intrusion into MWL Cover**

Are any burrows present on the cover? Yes

Do any of the burrows appear to be active? Yes

Any ant hills/nests? Yes

Describe below observations regarding animal and insect features. If burrows with an entrance diameter of 4 inches or greater are present or appear to be that of a species that is able to burrow 6 feet deep or greater, indicate the location(s) on a map and attach to this checklist. Address actions and schedule to repair cover damage that exceeds prescribed limits. As appropriate, identify animal and insect features and have them surveyed and marked for biota sampling.

Notes: All burrows have entrances smaller than 4-inches in diameter. No burrow appears to be that of a species able to burrow six feet or greater in depth.

---



**Mixed Waste Landfill  
Biology Inspection Checklist/Form for the MWL Cover  
(Continued)**

Notes (continued):

General Observations:

- Very low weed growth on the MWL cover. Weed growth is primarily located on flat areas surrounding the cover. Limited weed growth at the NW corner of the cover, noted in previously surveys as lowest perennial grass density.
- Many small lizards observed across the cover.
- 3 active mourning dove nests observed, noted, and GPS coordinates taken.
- Ant burrows\*: two locations selected, flagged for biota sampling, and surveyed using a GPS unit.
- Animal burrows\*: two locations selected, flagged for biota sampling, and surveyed using a GPS unit.

\* Sampling locations shown on biological inspection map.

Biological Aspects Map — [note: sketch map to locate specific features described above will be attached as appropriate]

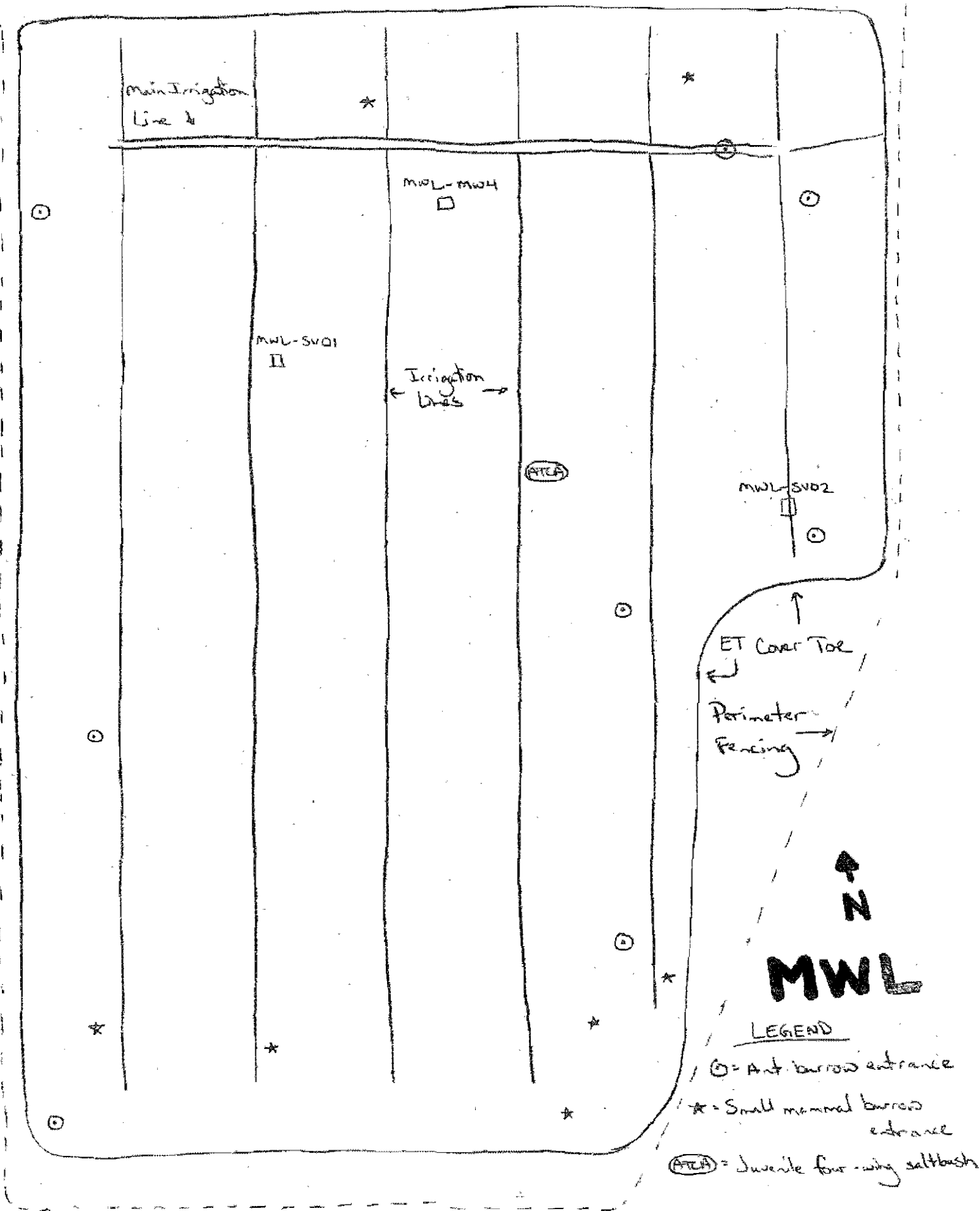
Inspector's Signature: \_\_\_\_\_

Date: 8/14/14

Original to: Mixed Waste Landfill Operating Record

Copy to: SNL/NM Records Center

August 14, 2014



**ANNEX G**

**Mixed Waste Landfill Biology Report**

**April 2014-March 2015**

# **2014-2015 Mixed Waste Landfill Biology Report**

## **1.0 Introduction**

As required by the Mixed Waste Landfill (MWL) Long-Term Monitoring and Maintenance Plan (LTMMMP) (SNL/NM March 2012, Section 4.2.1), this summary report for the annual reporting period (April 1, 2014-March 31, 2015) presents the results of vegetation inspection and monitoring activities performed by the staff biologist on the MWL evapotranspirative (ET) Cover. The purpose of this report is to provide relevant background information, describe local climate trends over the 2014 growing season and reporting period, expand on the inspection results, if appropriate, and provide recommendations for future ET Cover vegetation monitoring and maintenance. Biology inspections of the ET Cover were conducted on May 15, 2014 and August 14, 2014. The inspection observations are documented on the “Biology Inspection Checklist/Form for the MWL Cover” and included in Annex F of this MWL Annual Long-Term Monitoring and Maintenance (LTMM) Report.

A self-sustaining plant community is an important component of overall ET Cover performance. Vegetation minimizes erosion by stabilizing the ET Cover surface and moves soil moisture from the ET Cover Topsoil and Native Soil Layers to the atmosphere through transpiration. Vegetation species that are native to the area create the optimal, self-sustaining plant community because the species are specifically adapted to the local climate and soil conditions. The MWL is located at an elevation of 5,380 feet in a challenging, semi-arid climate that experiences high temperatures throughout the summer, cold temperatures in the winter, drying winds in the spring, and infrequent precipitation. Perennial native grass species are ideal due to their extensive near-surface root systems that are poised to uptake moisture throughout the year and prevent precipitation from percolating more deeply into the subsurface soil. The deeper, permanent roots of perennial native grasses enable them to best withstand drought conditions, provide soil stabilization, and remove moisture from deeper within the Native Soil Layer relative to non-native or annual species.

## **2.0 Background Information**

To meet the revegetation criteria as required in the MWL LTMMMP, Section 4.1, the MWL was seeded in August 2009 after cover construction was completed. The native seed mix was drill-seeded and hand-broadcast uniformly across the cover. To facilitate seed germination and seedling growth, supplemental watering was performed as approved by NMED (Bearzi December 2008). Specific conditions and limits for supplemental watering are addressed in Section 4.2.3 of the LTMMMP (SNL/NM March 2012). The MWL LTMMMP documents all cover maintenance and supplemental watering activities from 2009 through 2011. ET Cover maintenance and supplemental watering activities performed in 2012 through March 31, 2014 are documented in the MWL Annual Long-Term Monitoring & Maintenance (LTMM) Report, January – March 2014 (SNL/NM June 2014).

ET Cover Biology Inspections were initiated in May 2013 prior to LTMMMP approval (on January 8, 2014). The ET Cover has met the LTMMMP criteria for successful revegetation as documented in all quarterly inspections. In accordance with the LTMMMP, the frequency of Biology Inspections transitioned to an annual frequency after the August 2014 growing

## **2014-2015 Mixed Waste Landfill Biology Report**

season inspection, which provided confirmation that all successful revegetation criteria had been met.

### **3.0 Local Climate Trends for 2014 Growing Season**

Climate trends for north-central New Mexico are presented in this section as they have a significant impact on the cover vegetation. Since the seeding occurred in August 2009, the local climate has been dominated by an ongoing drought with temperature extremes across the seasons. During the time since reseeding, 2013 has been the only year to receive above average annual precipitation. The last quarter of 2013 was unseasonably warm, followed by very dry winter and spring seasons in 2014. The 2014 summer monsoon season experienced slightly above average monsoonal rains during July and August, but had lower than average annual precipitation. Tables 1 and 2 provide meteorological data from the time of LTMP approval in January 2014 through the end of this annual reporting period, March 2015.

#### *Precipitation, Relative Humidity and Winds*

Drought has been the dominant meteorological trend in the MWL area since 2008. Precipitation in 2013 and 2014 was greater than recent years, but as of March 17, 2015 the area was still in “Moderate Drought” according to the U.S. Drought Monitor (U.S. Drought Monitor March 2015).

From January through June 2014, the MWL received 0.87 inches of precipitation, less than one-third of the average of 2.86 inches for this timeframe. The 2014 summer monsoon season (July-September) provided excellent precipitation; a total of 4.61 inches of precipitation, which is 6% above the monsoon season average. This warm-season moisture facilitated growth of established native vegetation across the MWL ET Cover. From October through December 2014, an additional 2.0 inches of precipitation occurred; close to the 20-year precipitation average for this quarter. 1.28 inches of precipitation occurred from January through March 2015, also close to the quarterly average.

Overall, relative humidity was close to average for 2014. Relative humidity was 9.1% above normal in July 2014. The only notable low relative humidity month was March 2014 at 10.5% below normal. Winds were average for the reporting period. March 2015 and January 2014 varied most greatly from the monthly average with winds 1.31 mile per hour (mph) or 14.4% below normal and 1.0 mph or 14.5% above normal, respectively.

#### *Temperature*

In 2014 the MWL experienced 88 degrees of temperature variability, with a low of 9°F in December and a high of 98°F in June. 2014 temperature means were close to normal throughout the year. Heat stress to plants was not as great during the 2014 growing season as it often is, due to lower maximum temperatures.

## 2014-2015 Mixed Waste Landfill Biology Report

**Table 1**  
**Summary of 2014 Meteorological Data at the Mixed Waste Landfill<sup>a</sup>**

Month	Jan	Feb	March	April	May	June	July	Aug	Sept	Oct	Nov	Dec	
Temperature (°F)													<b>Annual</b>
Monthly Mean	39.3	45.55	49	55.48	63.88	77.66	76.09	72.3	69.44	60.84	45.76	38.75	57.84
20-year Temp Means	37.71	41.71	48.78	55.78	66.13	75.45	76.67	74.83	68.94	57.86	46.42	37.02	57.27
Precipitation (Inches)													<b>Annual</b>
Monthly Total	0	0.08	0.3	0.14	0.3	0.05	2.07	2.25	0.29	0.45	0.34	1.21	7.48
20-year Precip Means	0.35	0.48	0.6	0.51	0.4	0.52	1.41	1.79	0.9	0.93	0.41	0.57	8.71
Relative Humidity (%)													<b>Annual</b>
Monthly Mean	47	40.7	27.1	23.8	20.4	19.3	49.4	44.2	49.7	40.17	40.88	62.59	38.88
20-year RH Means	49.94	44.87	36.41	30.25	26.25	24.89	40.86	44.64	42.62	42.39	44.64	53.78	40.13
Wind (Miles/hour)													<b>Annual</b>
Monthly Mean	7.92	7.39	9.07	10.54	9.58	10	9.04	7.5	8.39	7.13	7.35	6.66	8.38
20-year Wind Means	6.94	8.13	9.1	10.47	9.96	9.76	8.42	7.91	7.99	7.81	7.08	6.77	8.37

<sup>a</sup>Information Source: SNL/NM Meteorological Monitoring Program.

## 2014-2015 Mixed Waste Landfill Biology Report

**Table 2**  
**Summary of January-March 2015 Meteorological Data at the Mixed Waste Landfill<sup>a</sup>**

Month	January	February	March
Temperature (°F)			
Monthly Mean	37.05	43.66	52.19
20-year Temp Means	37.71	41.71	48.78
Precipitation (Inches)			
Monthly Total	0.64	0.35	0.29
20-year Precip Means	0.34	0.45	0.56
Relative Humidity (%)			
Monthly Mean	65.59	47.08	38.57
20-year RH Means	49.94	44.87	36.41
Wind (Miles/hour)			
Monthly Mean	6.76	7.96	7.79
20-year Wind Means	6.94	8.13	9.1

<sup>a</sup>Information Source: SNL/NM Meteorological Monitoring Program.

## 2014-2015 Mixed Waste Landfill Biology Report

### **4.0 August 2014 Inspection Results**

The successional development of the native grasses on the MWL ET Cover was significant in 2013 and continued in 2014. Native grasses grew from small to modest-sized clumps in May 2013 into much more robust and mature clumps in August 2014.

In 2013 native vegetation development on the ET Cover was primarily assisted by weeding and supplemental watering. As documented during the September 2013 Biology Inspection, the ET Cover had approximately 56% foliar coverage, of which approximately 96% was native grass species.

The August 2014 MWL ET Cover Biology Inspection occurred during the New Mexico growing season (i.e., August), which typically comes to a close in mid-September as evening temperatures begin to fall. The growing season inspections allow the most accurate assessment of living plant coverage because the greatest amount of photosynthesis occurs during this time of the year. Percent foliar coverage is determined by the overall percentage of green vegetation (i.e., photosynthesizing vegetation) on the ET Cover. Also, the cumulative effects of the previous seasons can best be assessed in the later part of the growing season.

The August 2014 MWL ET Cover Biology Inspection results confirmed the ET Cover meets the successful revegetation criteria defined in the MWL LTMMMP (SNL/NM March 2012, Section 4.1) and presented as follows. Inspection results are summarized after each criterion.

- Total percent foliar coverage equals 20 % (i.e., 20 percent of the land surface is covered with living plants versus 80 percent bare surface area)

*Inspection Results:* The approximate vegetative coverage (this is the coverage of living plants, observed as actively photosynthesizing foliar coverage) was determined to be 52%.

- Of the 20 percent total foliar coverage, 50 percent or greater comprises native perennial species, and 50 percent or less comprises annual species;

*Inspection Results:* The vegetative coverage was composed of approximately 99% native perennial species and 1% annual species.

- No contiguous bare spots greater than 200 square feet (approximately 14 by 14 feet) are present.

*Inspection Results:* No contiguous bare vegetation areas greater than 200 square feet were present.

Foliar coverage of each species across the site is determined by dividing the cover into smaller sections of approximately 35 meters by 35 meters. The percent cover of each species is determined based upon visual inspection of each section, then averaged overall for the entire cover. Coverage for species that are present in very low numbers are recorded as “trace” when the percent cover is less than one-half of one-percent. Species that are present between one-half and one percent are recorded as “1%.”



## **2014-2015 Mixed Waste Landfill Biology Report**

James' galleta was the dominant grass species present, and along with other native grasses, comprised the majority of the ET Cover vegetation. Green mature native perennial clump grasses dominated the ET Cover vegetation. Very low levels of weedy species were present on the cover at the time of the inspection.

The native grass coverage at the northwest corner of the ET Cover improved significantly from previous years. In 2013 this area had the lowest density of vegetation on the ET Cover, but by the time of the August 2014 inspection, this area had significantly filled in with native grasses.

The percent foliar coverage of the various native grass species varied slightly from previous inspections. As the cover continues to change into a more fully mature plant community, the foliar coverage and native species composition will continue to change.

Figure 1 includes photographs of the ET Cover vegetation taken during the August 2014 inspection. The large size of the perennial native bunchgrasses is evident in these photographs, which visually document the successful establishment of native grasses on the ET Cover.

Few burrows were observed on the MWL ET Cover during the August 2014 inspection. Seven small mammal and eight ant burrows were located on or adjacent to the ET Cover side-slopes, distributed across all sides of the cover. All animal burrows had entrances smaller than 4-inches in diameter and no burrow appeared to be that of a species able to burrow six feet or greater in depth. Only one small potentially deep-rooted plant (a juvenile fourwing saltbush) was observed.

Biota sampling locations were identified for anthills, animal burrows, and potentially deep-rooted plants during the August 2014 Biology Inspection. Two anthills, two animal burrows, and the one small juvenile fourwing saltbush were marked in the field and surveyed during the August inspection. The burrow sampling locations were selected based on signs of current small mammal and ant activity. Some of the burrows appeared inactive and are likely abandoned (i.e., no longer in use). These locations are shown on the biological inspection map (Figure 2) along three active mourning dove nests that were identified during the August Biology Inspection. Biota sampling activities and results are presented in Chapter 8 of this MWL Annual LTMM Report.

### **5.0 Cover Maintenance**

Maintenance activities performed on the MWL ET Cover during the 2014 – 2015 reporting period are summarized in Section 9.1.3 of this MWL Annual LTMM Report. Most of the maintenance effort involved clearing the perimeter fence of windblown tumbleweeds and the removal of live tumbleweeds from the ET Cover during the growing season.

Weed removal maintenance was performed in March-April, June, August, and October 2014; and in March 2015. All work was done by hand and no vehicle traffic was allowed on the ET Cover. This work continues to reduce the ET Cover tumbleweed seed bank and allows the native grasses to out-compete the annual weedy species, reducing the future

## **2014-2015 Mixed Waste Landfill Biology Report**

growth of annual weedy species on the cover. As a result of these ongoing ET Cover vegetation maintenance efforts, the number of live, annual weedy species growing on the cover during the 2014 growing season was relatively small, and has declined considerably since ET Cover installation in 2009.

### **6.0 Supplemental Watering**

Supplemental watering activities performed on the MWL ET Cover during the 2014 – 2015 reporting period are summarized in Section 9.1.3 of this MWL Annual LTMM Report. Supplemental watering was conducted during the reporting period at the direction of the staff biologist to augment natural precipitation and facilitate the healthy growth and establishment of the native grasses. Based on experience gained at the Chemical Waste Landfill and Corrective Action Management Unit ET Covers, native grasses are very susceptible to drought conditions until they are established as mature, robust, large clumps. Manual weeding and supplemental watering have proven to be effective actions for accelerating this natural process that can take 50 or more years.

Water was applied using the temporary irrigation system installed on top of the ET Cover surface in 2011 (SNL/NM March 2012, Appendix B). For each watering event, the equivalent of a 0.5-inch rain event was applied to the ET Cover and side slopes. Supplemental watering activities were performed in May (two events), June (one event), and October (2 events) of 2014. No supplemental watering activities were performed from January 1 through March 31, 2015. The 2014 calendar year total precipitation (supplemental water applied plus natural precipitation) was 9.98 inches (2.5 inches of supplemental water + 7.48 inches of natural precipitation).

### **7.0 Recommendations**

The MWL ET Cover Biology Inspections will continue on an annual frequency and be conducted during the height of the New Mexico growing season (i.e., August -September) to allow for the most accurate assessment of living plant coverage. Weed removal events will likely be needed during the 2015 – 2016 reporting period to maintain the MWL ET Cover and keep the perimeter fence clear of tumbleweeds based on LTMMIP inspection requirements. If present, other annual weedy species on the MWL ET Cover should also be removed during the growing season weed removal events. Fourwing saltbush, tumbleweeds, and any other potentially deep-rooted plants will be pulled by hand, clipped at the ground surface, or removed for biota sampling.

Supplemental watering may be needed in the autumn of 2015 if the monsoon rains and previous 12-month precipitation are significantly below normal (i.e., severe drought conditions). The mature native plant community documented on the cover in 2014 should be able to survive moderate drought conditions without supplemental water.

## 2014-2015 Mixed Waste Landfill Biology Report



North portion of the cover from approximate center of ET cover



West portion of the cover from approximate center of ET cover



South portion of the cover from approximate center of ET cover

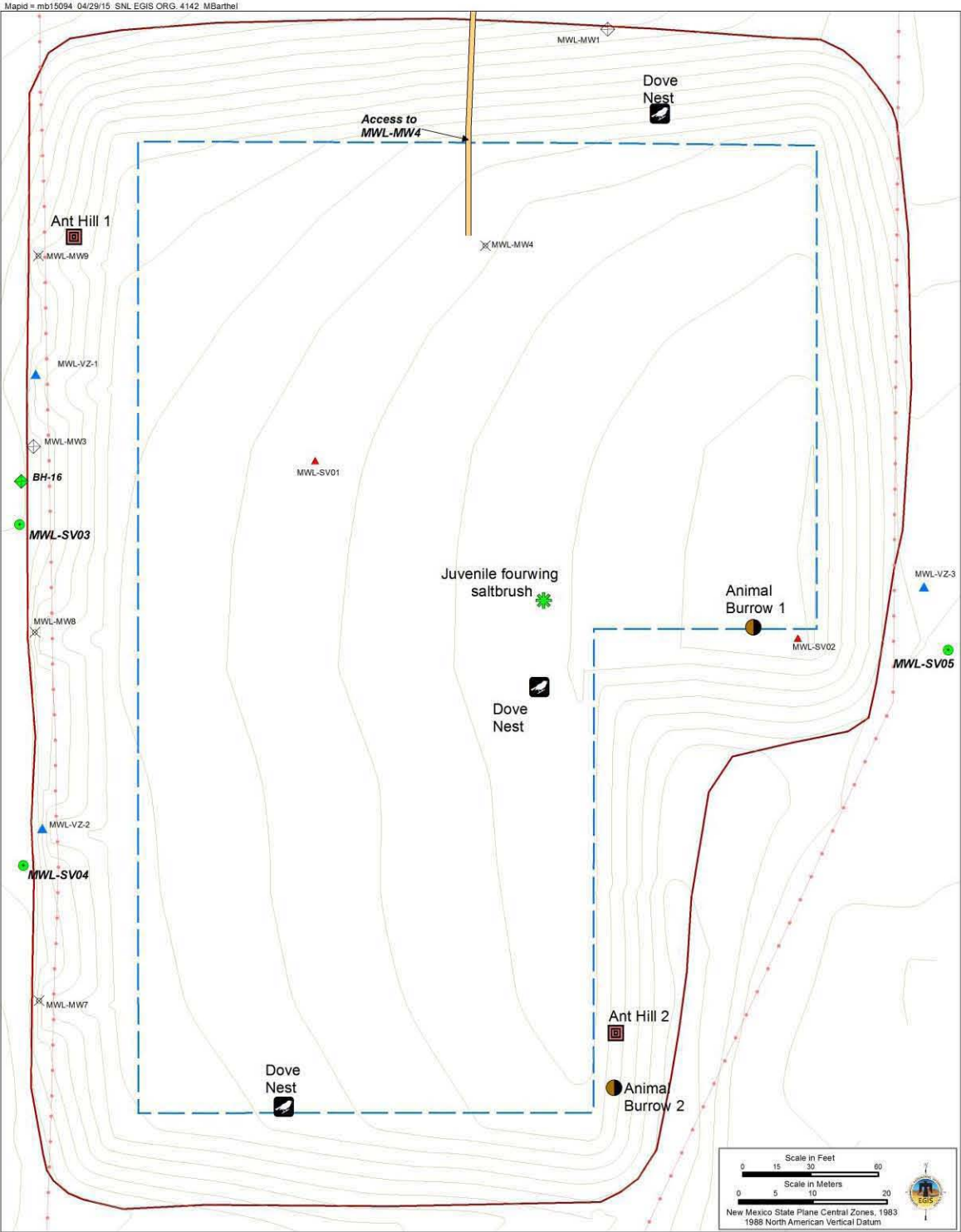


East portion of the cover from approximate center of ET cover

**Figure 1 August 14, 2014 MWL ET Cover Photographs**



2014-2015 Mixed Waste Landfill Biology Report



## **2014-2015 Mixed Waste Landfill Biology Report**

### **Figure 2. August 14, 2014 MWL ET Cover Biological Inspection Map**

#### References

Sandia National Laboratories/New Mexico (SNL/NM), March 2012. "Long-Term Monitoring and Maintenance Plan for the Mixed Waste Landfill," Environmental Restoration Operations, Sandia National Laboratories, Albuquerque, New Mexico.

Sandia National Laboratories/New Mexico (SNL/NM), June 2014. "Mixed Waste Landfill Annual Long-Term Monitoring and Maintenance Report, January – March 2014," Sandia National Laboratories, Albuquerque, New Mexico.

U. S. Drought Monitor (March 2015)

Accessed March 2015.

<http://droughtmonitor.unl.edu/>



June 15, 2015

Dear Customer:

The following is the proof-of-delivery for tracking number **807040316567**.

---

**Delivery Information:**

<b>Status:</b>	Delivered	<b>Delivered to:</b>	Receptionist/Front Desk
<b>Signed for by:</b>	T.PAGE	<b>Delivery location:</b>	2905 RODEO PARK DR E 1 NM 87505
<b>Service type:</b>	FedEx Standard Overnight	<b>Delivery date:</b>	Jun 10, 2015 09:48
<b>Special Handling:</b>	Deliver Weekday		

---

**Shipping Information:**

<b>Tracking number:</b>	807040316567	<b>Ship date:</b>	Jun 9, 2015
		<b>Weight:</b>	6.0 lbs/2.7 kg

**Recipient:**  
JOHN KIELING  
NEW MEXICO ENVIRONMENT DEPT HW  
2905 RODEO PARK DR E  
NM 87505 US

**Shipper:**  
PAM PUISSANT  
ALB 87123 US

Thank you for choosing FedEx.